DECLASSIFIED [redacted]

OPNAV

ALLOWANCES and LOCATION of NAVY AIRCRAFT

DECLASSIFIED by authority of Op-51 on 2 April 1975 by Blanche Angelo Op-511

OPNAV NOTICE P03110

[redacted]

30 SEPTEMBER 1959

DEPARTMENT OF THE NAVY
OFFICE OF THE CHIEF OF NAVAL OPERATIONS

[redacted]

DECLASSIFIED

DEPARTMENT OF THE NAVY
OFFICE OF THE CHIEF OF NAVAL OPERATIONS
WASHINGTON 25, D. C.

OPNAV P03110
OP-502D
Ser 02565P50
6 November 1959

[redacted]

OPNAV NOTICE P03110

From: Chief of Naval Operations
To: Distribution List

Subj: Allowance and Location of Navy Aircraft (U)

1. Purpose.

a. To indicate the following by units:

(1) The operating aircraft allowances (Table 1).
(2) The actual on hand aircraft inventories (Table 2), as of 30 September 1959.
(3) The planned assignments of operating aircraft (Table 2).

b. To show the actual on hand program and non-program aircraft inventory in various forms (Section II), as of 30 September 1959.

2. General Instructions.

a. This Notice establishes unit operating allowances of the Naval Aircraft Program within each major operating command. The allocation of naval aircraft by model (i.e. operating and operational pool) is reflected in OPNAV INSTRUCTION 03110.1, "U. S. Naval Aircraft Program" (Gray Book), which establishes the operating and operational pool allocations for major operating commands in accordance with the approved planning factors and available inventory. In those instances where apparent inconsistencies between operating allowances and allocations occur, the "U. S. Naval Aircraft Program" shall be the controlling instruction, since it represents the planned implementation of aircraft programs which Congress approved and provided funds for. Actual on hand aircraft inventories are developed by the Navy Aircraft Accounting System, OPNAV INSTRUCTION 5442.2. The Naval Air Reserve Training Command as shown herein, has been established as a major command for aircraft logistics purposes only.

b. If the allowances as set forth are not deemed suitable for the mission which an activity or command has to support, the Chief of Naval Operations will consider recommendations for changes in types and allowances of aircraft. However, any requests for such changes that would result in an increase in a major command's total aircraft operating allowance should contain that command's recommendation for a compensatory reduction.

c. Major operating commands are authorized to shift operating assignments (Table 2) from one unit to another on a temporary basis; however, if it is expected that this shift will exceed three (3) months, the Chief of Naval Operations shall be requested to change the authorized operating allowance (Table 1).

d. Specific assignment of aircraft to individual officers is prohibited by the Secretary of the Navy. Aircraft for shore based activities not listed in Table 1 are provided within the allowances of Naval Air Bases, the Naval Air Reserve Training Command, the Naval Air Training Command, and the Bureau of Aeronautics (Research and Development).

e. Types, classes and models of aircraft listed herein are in conformance with BUAER INSTRUCTION 05030.4 of 17 October 1957.

f. Planned operating levels of target drones (capable of carrying a pilot) are contained in OPNAV INSTRUCTION 03110.1 (U. S. Naval Aircraft Program).

[redacted]

[redacted]

DECLASSIFIED

OPNAVNOTE P03110

3. The security classification of this publication and all previous editions thereof is automatically downgraded from Confidential to Unclassified five (5) years after the Date of issue on the letter of promulgation. This action is in accordance with section 3, CH-4 of OPNAV INSTRUCTION 5510.1B. Upon downgrading, this publication will be marked "FOR OFFICIAL USE ONLY".

4. Cancellation. This Notice is cancelled and will be destroyed by burning when the next issue is received. No report of destruction is necessary. For record purposes cancel 15 January 1960.

F. Massey

F. MASSEY
By direction

DISTRIBUTION LIST:

SecDef(Comptroller)Budget (1)
COFS, USAF, (Attn: AFXPR-AM) Rm: 4E1029, Pentagon (1)
Record and Research Branch, J-3, The Joint Staff, Pentagon (2)
Security Control Officer, Federal Aviation Agency, Bureau of Research & Development Washington, D. C. (1)
Program Director, Courtney and Company, 1711 Walnut Street, Philadelphia 3, Pa. (1)
NAS, Whidbey Island, Oak Harbor, Washington (3)
Transportation Division, Operations Branch, J-4, The Joint Staff, Pentagon (1)
Mr. L. D. Flory, Executive Director, Johns Hopkins University, Operations Research Office, Washington 14, D. C. (1)

OPNAV:

Op-001	(1)	Op-502D	(20)
Op-33	(5)	Op-504	(2)
Op-34	(2)	Op-507	(3)
Op-345	(1)	Op-52	(4)
Op-402	(1)	Op-53	(3)
Op-41	(1)	Op-561C	(1)
Op-05	(2)	Op-561C1	(2)
Op-05A5	(1)	Op-74	(3)
Op-05F	(1)	Op-704	(1)
Op-09	(1)	Op-92	(6)
Op-09D	(1)	Op-008	(1)
Op-50	(1)	Op-100P2	(1)
Op-50C	(2)	CNO FLAGPLOT	(1)
Op-501D	(25)		
Op-502	(1)		

[redacted]

DECLASSIFIED [redacted]

PART I SNDL:

21	(3)	
22	(3)	(COMSEVENTHFLT only)
23A	(1)	(COMNAVPHIL, COMNAVFORWESTCONADRGN, COMNAVFORCENTCONADRGN only)
23B	(1)	(COMTAIWANPATFOR, COMASDEFORLANT, COMSOLANT only)
24A		(COMAIRPAC (15) COMAIRLANT (10)
24B	(2)	(COMPHIBLANT only)
24F	(3)	
24H	(2)	(Less COMFLTRAPAC)
26CC	(1)	
27C	(1)	(Less COMWESTSEAFRON)
28A	(1)	(COMCARDIV's 1, 2, 5, 17, 18, 19 only)
29H	(1)	(CVA's 16, 31, 34, 42 only)
42A	(2)	(COMFAIRPHIL, COMFAIRFAX, COMFAIRHAW, COMFAIRWHIDBEY only)
42B		(COMFAIRWING ONE (1) COMFAIRWINGSLANT (2)
42EE	(1)	
46A	(2)	
46B	(3)	
46C1	(1)	(MAG's 12, 15, 26, 32, 33 only)
46D1	(1)	(MARFITRON's 323, 451 only)
46D2	(1)	(MARATKRON 331 only)
50B	(1)	(CINC SAC only)
50D	(2)	(COMNAVFORCONAD only)

PART II SNDL:

A5	BUAER	(92)
	BUORD	(12)
	BUPERS Pers-1133a	(10)
	BUAER	(Attn: AER-PD-41) (1)
F2	(1)	(ND's 6, 9, 12, 10 only)
F14	(3)	
G1A	(2)	(Less Anacostia, Atlanta, Glynco, Dallas, Grosse Ile, Agana, Guantanamo Bay, Los Alamitos, Minneapolis, Norfolk, Point Mugu, South Weymouth
G1B	(1)	(Less Chula Vista, Fallon, Milton, Port Isabel)
G1D	(1)	(NAF Litchfield Park only)
G1F	(1)	
G2	(2)	(NAD's 12, 14, 1, 5, 13 only)
G3A	(2)	
G3B	(2)	
G3D	(4)	
G3E	(1)	
G4A	(1)	
G5B	(1)	
G5D	(1)	(Jacksonville only)
G6A	(1)	(Central District only)
G6B	(1)	(BAR's El Segundo, Buffalo, Burbank only)
G8K	(6)	
G13	(1)	(Less El Toro Santa Ana)
G14	(1)	(Less Quantico)
G18	(1)	(Less Santa Ana)
G19	(1)	(Beaufort only)
G20	(1)	
G21	(1)	
J95	(2)	
K2A	(1)	(Crane Indiana only)
M46	(2)	
M61	(1)	

[redacted]

DECLASSIFIED

CONFIDENTIAL

TABLE OF CONTENTS

SECTION I

STATUS CODES 6

ABBREVIATIONS 7

TABLE I PROGRAM OPERATING ALLOWANCES 8

TABLE 2 LOCATION OF TOTAL PROGRAM AND NON-PROGRAM AIRCRAFT INVENTORY 17

TABLE 3 PROGRAM INVENTORY BY STATUS AND PLANNED OPERATING ASSIGNMENTS 43

TABLE 4 TOTAL PROGRAM AND NON-PROGRAM AIRCRAFT INVENTORY BY LOCATION AND ORGANIZATIONAL UNIT 64

GENERAL

The Navy Program aircraft inventory is presented herein in three arrangements:

TABLE 2 is by type of reporting custodian within each command showing, for each unit and model of aircraft, location, authorized operating allowance, and actual inventory.

TABLE 3 is a summary of the actual operating inventory by major commands for each class, configuration and model in the program.

TABLE 4 is in alphabetic order of geographic location except that carriers and other ships are listed first showing for each location the "reporting custodians" or "unit" based there, the total aircraft in custody of each, and a code designation of their respective "command". The column headed Command contains their code designations, which are translated as follows:

11.....LANT.....Atlantic Fleet (Navy)
19.....LANT.....Atlantic Fleet (Marine Corps)

21.....PAC.....Pacific Fleet (Navy)
29.....PAC.....Pacific Fleet (Marine Corps)

31.....NABS.....Naval Air Bases (Navy)
39.....NABS.....Naval Air Bases (Marine Corps)

41.....NABTC.....Naval Air Basic Training Command
43.....NAATC.....Naval Air Advanced Training Command
44.....NATTC.....Naval Air Technical Training Command

50.....NART.....Naval Air Reserve Training Command

70.....R&D.....Research & Development, BUAER

88.....BUAER.....Maintenance and Support, BUAER

The above classifications are for logistic purposes and statistical convenience and in no way alter any organizational structure or military command established elsewhere by the Navy.

SECTION II

STATUS OF NAVY AIRCRAFT INVENTORY 67

CONFIDENTIAL

DECLASSIFIED

STATUS CODES

Table two of this report includes a column headed "STATUS" which refers to aircraft status code classifications as defined in OPNAV INSTRUCTION NO. 5442.2 For full status code definitions, see reference.

AIRCRAFT STATUS CLASSIFICATIONS	AIRCRAFT STATUS CODES							
THE PROCESS	IF IN THE PROCESS		IF AWAITING THE PROCESS (OR AWAITING TRANSFER ELSEWHERE FOR THE PROCESS)				IF ENROUTE TO THE PROCESS	
							Flight	Surface Transport
OPERATING	A-number, aging in tour, A-letter, not aging in tour		If in operating command		If In BUAER			
Primary Use:								
Combat	A1	AJ	B		B if completely ready		C	C9
Combat Services	A2	AK	B		for issue; B # to in-		C	C9
Student Pilot Training	A3	AL	B		dicate material lacking:		C	C9
Post-Student Training	A4	AM	B		B1-Airborne Equipment		C	C9
Crew Training	A5	AN	B		B2-Armament		C	C9
Individual Proficiency	A6	AO	B		B3-Electronic		C	C9
Transport	A7	AP	B		B4-Photographic		C	C9
Utility (Including Administrative)	A8	AQ	B		B5-Power Plant		C	C9
Research and Development	A9	AR	B				C	C9
STANDARD REWORK	D-number, in rework D-letter, rework completed except for flight check		If to be reworked where now located		If to be transferred elsewhere for rework			
			Flyable	Non-Flyable	Flyable	Non-Flyable		
Overhaul	D1	DA	E1	E6	EJ	EN	F1	F6
Progressive Maintenance-Conversion	D2	DB	E2	E7	EK	EP	F2	F7
Progressive Maintenance	D3	DC	E3	E8	EL	EQ	F3	F8
Overhaul-Conversion	D4	DD	E4	E9	EM	ER	F4	F9
Airline Maintenance	D9	-	E3	E8	EL	EQ	F3	F8
SPECIAL REWORK			If not in storage and if flyable, H - Number; but if nonflyable, H - Letter. If in storage, M - Number.					
					Not In Cans	In Cans		
Conversion	G4		H4	HM	-	-	I	I9
Modification	G5		H5	HN	-	-	I	I9
Repair	G6		H6	HO	-	-	I	I9
Modernization	G7		H7	HP	M7	M9	I	I9
Modernization-Conversion	G8		H8	HQ	M8	MQ	I	I9
Interim Rework	G9		H9	HR	-	-	I	I9
STORAGE								
Standard rework required . . . In cans	MW		NX				OX	
Not in cans	MX		NX				OX	
Standard rework not required . Not in cans	MY		NY				OY	
In cans	MZ		NY				OY	

	BASIS OF ELIGIBILITY FOR RETIREMENT AND STRIKE			
RETIREMENT AND STRIKE	Category 1 Damage	Category 2 Depreciation	Category 3 Administrative	Category 4 Service Life Ended
Awaiting decision to strike — Flyable		P2	P3	P4
Nonflyable	Q1	Q2	Q3	Q4
Awaiting strike — Flyable		S2	S3	S4
Nonflyable		SK	SL	SM
MAP . . No rework involved		R	R	R
Standard rework involved — In process		RD	RD	RD
Awtg., enroute		RE	RE	RE
Special rework involved — In process		RG	RG	RG
Awtg., enroute		RH	RH	RH

VARIOUS

Bailment . . On Contract	T
Contract pending	TR
Loan . . By the Navy	U
To the Navy	U5
Provisionally accepted	V#
Grounded, Structural	X
Disposition undetermined . . . . Awaiting	Y
Enroute	Z

Contingency Reserve:		If Enroute	If Not
Not stored . .	Flyable	WD	WF
	Nonflyable	WE	WN
Stored	In cans		WA
	Not in cans		WB

DECLASSIFIED ~~CONFIDENTIAL~~

LOCATION OF NAVY AIRCRAFT
ABBREVIATIONS USED IN THIS REPORT
(Excluding "Status" Codes)

ABD - Aboard (name of ship follows)
ABMA - Army Ballistic Missile Agency
ADV - Advance
AER - Aeronautics, Bureau of
AES - Aircraft Engineering Squadron
AFB - Air Force Base
ASW - Anti-Submarine Warfare
ATT - Naval Attache
ATU - Advanced Training Unit
AV , AVP - Seaplane Tenders

BAGR - Bureau of Aeronautics General Representative
BAMR - Bureau of Aeronautics Maintenance Representative
BAR - Bureau of Aeronautics Representative
BARR - Bureau of Aeronautics Resident Representative
BIS - Board of Inspection and Survey ("Y" Prefix)
BUAER - Bureau of Aeronautics

CAA - Civil Aeronautics Authority
CD - Central District
CMEF - Commander of Middle East Forces
CNFE - Commander Naval Far East
CNFGER - Commander Naval Forces Germany
CVA - Attack Carrier
CVE - Escort Carrier
CVG - Carrier Air Group
CVL - Light Carrier
CVS - ASW Support Carrier

DET - Detachment
DST - District

F&M - Ferry and Maintenance
FAGU - Fleet Air Gunnery Unit
FAETU - Fleet Airborne Electronics Training Unit
FASRON - Fleet Air Service Squadron
FAWTU - Fleet All Weather Training Unit
FLTACSUPP - Fleet Tactical Support Squadrons
FORAVAHQGRU - Marine Force Aviation Headquarters Group

GMGRU - Guided Missile Group
GMSRON - Guided Missile Service Squadron

H&HS - Headquarters and Headquarters Squadron
H&MS - Headquarters and Maintenance Squadron
HATU - Heavy Attack Training Unit
HDQTRS - Headquarters
HEDRON - Marine Headquarters Squadron
HMR - Marine Helicopter Transport Squadron
HMX - Marine Helicopter Operational Development Squadron
HS - Helicopter Anti-Submarine Squadron
HTG - Helicopter Training Group
HU - Helicopter Utility Squadron

INM - Inspector of Naval Material

JOC - Joint Operations Center
JTTU - Jet Transitional Training Unit

LANT - Naval Air Force, Atlantic Fleet

M&S - Maintenance and Support, BUAER
MAAG - Military Assistance Advisory Group
MARS - Marine Aircraft Repair Squadron
MARTRAREPLGRU - Marine Training and Replacement Group
MATRON - AEW Barrier Maintenance Squadron
MATS - Military Air Transport Service
MCAF - Marine Corps Air Facility
MCALF - Marine Corps Auxiliary Landing Field
MCAS - Marine Corps Air Station
MINDEFDEVU - Mine Defense Development Unit
MISS - Naval Mission
MTG - Marine Training Group
MWSG - Marine Wing Service Group

NAAS - Naval Auxiliary Air Station
NAATC - Naval Air Advanced Training Command
NABS - Naval Air Bases
NABTC - Naval Air Basic Training Command
NADC - Naval Air Development Center
NADU - Naval Air Development Unit
NAF - Naval Air Facility
NAMC - Naval Air Material Center
NAOTS - Naval Aviation Ordnance Test Station
NART - Naval Air Reserve Training
NARTS - Naval Air Rocket Test Station
NARTU - Naval Air Reserve Training Unit
NAS - Naval Air Station
NASA - National Aeronautics and Space Administration
NASWF - Naval Air Special Weapons Facility
NATC - Naval Air Test Center
NATRA - Naval Air Training
NATECHTRACEN - Naval Air Technical Training Center
NATECHTRAU - Naval Air Technical Training Unit
NATTC - Naval Air Technical Training Command
NATTU - Naval Air Technical Training Unit
NATU - Naval Air Torpedo Unit
NAV - Naval
NAVCICOFFSCH - Combat Information Center Officers' School
NLO - Naval Liaison Officer
NOTS - Naval Ordnance Test Station
NPG - Naval Proving Ground
NPU - Naval Parachute Unit
NSAWF - Naval School All Weather Flight
NTDC - Naval Training Device Center

O&R - Overhaul and Repair, BUAER M&S
ONR - Office of Naval Research
OPDEVFOR - Operational Development Force

PAC - Naval Air Force, Pacific Fleet
PRNC - Potomac River Naval Command

R&D - Research and Development, BUAER

SDC - Special Devices Center
SO&ES - Station Operations and Engineering Squadron
SRNC - Severn River Naval Command

TRANS - Transportation

USMC - United States Marine Corps
USN - United States Navy
USNMC - United States Naval Missile Center
USNR - United States Naval Reserve

VA - Attack Squadron
VAAW - Carrier Special Squadron Night
VAH - Heavy Attack or Mining Squadron
VAHM - Mining Squadron
VAP - Photographic Squadron
VAW - Carrier Special Squadrons Air Early Warning
VF - Fighter Squadron
VFAW - Carrier Special Squadron
VFP - Composite Squadron Photographic
VMA - Marine Attack Squadron
VMAT - Marine Attack Training Squadron
VMC - Marine Composite Squadron
VMCJ - Marine Composite Photographic Squadron
VMFAW - Marine All-Weather Fighter Squadron
VMFT - Marine Fighter Training Squadron
VMFTAW - Marine All-Weather Fighter Training Squadron
VMIT - Marine Instrument Training Squadron
VMJ - Marine Photographic Squadron
VMO - Marine Observation Squadron
VMR - Marine Transport Squadron
VP - Patrol Squadron
VQ - Electronic Counter Measures Squadron
VR - Transport Squadron
VS - Anti-Submarine Squadron
VU - Utility Squadron
VW - Air Early Warning Squadron
VX - Air Operational Development Squadron

ZP - Airship Patrol Squadron
ZTG - Airship Training Group
ZW - Barrier Squadron (Contiguous)
ZX - Airship Operational Development Squadron

NOTE: For information as to abbreviations used to designate class, subclass and version of aircraft, see pages 58 and 64.

~~CONFIDENTIAL~~

DECLASSIFIED

TABLE 1

PROGRAM OPERATING ALLOWANCES

Table 2 reflects planned aircraft model assignments to meet the allowances shown in Table 1. In instances where the Naval Aircraft Inventory contains insufficient aircraft of the types shown in Table 1, Table 2 will indicate substituted models. The primary operating status code included in Table 1 reflects the primary reason or intent for the operating units having an authorized operating allowance therefore. Where inconsistencies appear between the status codes listed in Table 1 and Table 2, differences will be resolved in favor of those listed in Table 1. Revisions to the authorized allowances listed in Table 1 will be indicated by an appropriate symbol for subsequent periods; however, because of budgetary considerations such revision will normally not appear at intervals of less than four months.

UNIT	LOCATION	CLASS	PRIMARY OPTG. STATUS	OPERATING ALLOWANCES 31 DEC 1959	31 MAR 1960	30 JUN 1960	30 SEP 1960
FLEET COMBAT UNITS							
USN							
AIR FORCE ATLANTIC FLEET							
CARRIER AIR GROUPS							
CVG 1							
CVG 1		VT JET	A4	1	1	1	1
VF 14	ABD ROOSEVLT	VF AW JET	A1	14	14	14	14
VF 11	ABD ROOSEVLT	VF AW JET	A1	14	14	14	14
VA 15	ABD ROOSEVLT	VA LL JET	A1	12	12	12	12
VA 46	ABD ROOSEVLT	VA DAY JET	A1	12	12	12	12
VA 172	ABD ROOSEVLT	VA DAY JET	A1	12	12	12	12
VAH 11	ABD ROOSEVLT	VA H JET	A1	12	12	12	9
CVG 3							
CVG 3		VT JET	A4	1	1	1	1
VF 31	ABD SARATOGA	VF AW JET	A1	14	14	14	14
VF 32	ABD SARATOGA	VF AW JET	A1	14	14	14	14
VA 34	ABD SARATOGA	VA DAY JET	A1	12	12	12	12
VA 35	ABD SARATOGA	VA LL JET	A1	12	12	12	12
VA 36	ABD SARATOGA	VA DAY JET	A1	12	12	12	12
VAH 9	ABD SARATOGA	VA H JET	A1	12	12	12	12
CVG 4							
RCVG 4		VT JET	A4	4	4	4	4
VA 43	OCEANA	VA DAY JET	A4	20	20	20	20
		VT JET	A4	28	28	28	28
VF 101	KEY WEST	VF AW JET	A4	20	20	20	20
		VT JET	A4	4	4	4	4
VF 174	CECIL FIELD	VF AW JET	A4	22	22	22	22
		VT JET	A4	4	4	4	4
VA 42	OCEANA	VA LL JET	A4	8	8	8	8
		VT SE	A4	7	7	7	7
VA 44	JACKSONVILLE	VA DAY JET	A4	20	20	20	20
		VA LL JET	A4	8	8	8	8
		VT JET	A4	14	14	14	14
		VT SE	A4	7	7	7	7
VAH 3	SANFORD	VA HT JET	A4	4	4	4	4
		VA H JET	A4	12	12	12	10
		VT JET	A4	4	4	4	4
CVG 6							
CVG 6		VT JET	A4	1	1	1	1
VF 33	OCEANA	VF AW JET	A1	14	14	14	14
VF 74	OCEANA	VF AW JET	A1	14	14	14	14
VA 65	OCEANA	VA LL JET	A1	12	12	12	12
VA 66	OCEANA	VA DAY JET	A1	12	12	12	12
VA 76	OCEANA	VA DAY JET	A1	12	12	12	12
VAH 13		VA H SET	A1				3
CVG 7							
CVG 7		VT JET	A4	1	1	1	1
VF 41	ABD FORRESTL	VF AW JET	A1	14	14	14	14
VF 84	ABD INDEPEND	VF AW JET	A1	14	14	14	14
VA 75	ABD INDEPEND	VA LL JET	A1	12	12	12	12
VA 86	ABD INDEPEND	VA DAY JET	A1	12	12	12	12
VA 72	ABD INDEPEND	VA DAY JET	A1	12	12	12	12
VAH 1	ABD INDEPEND	VA H JET	A1	12	12	12	12
CVG 8							
CVG 8		VT JET	A4	1	1	1	1
VF 102	ABD FORRESTL	VF AW JET	A1	14	14	14	14
VA 81	ABD FORRESTL	VA DAY JET	A1	12	12	12	12
VF 103	OCEANA	VF AW JET	A1	14	14	14	14
VA 83	ABD FORRESTL	VA DAY JET	A1	12	12	12	12
VA 85	ABD FORRESTL	VA LL JET	A1	12	12	12	12
VAH 5	ABD FORRESTL	VA H JET	A1	12	12	12	12
CVG 10							
CVG 10		VT JET	A4	1	1	1	1
VA 12	CECIL FIELD	VA DAY JET	A1	12	12	12	12
VF 13	ABD ESSEX	VF AW JET	A1	14	14	14	14
VF 62	ABD ESSEX	VF AW JET	A1	14	14	14	14
VA 106	CECIL FIELD	VA DAY JET	A1	12	12	12	12
VA 176	ABD ESSEX	VA LL JET	A1	12	12	12	12
VAH 7	SANFORD	VA H JET	A1	12	12	12	
VAH 15		VA H JET	A1				12
SPECIAL SQDNS							
PHOTOGRAPHIC SQDNS							
VFP 62	JACKSONVILLE	VF P JET	A1	24	24	24	24
VAP 62	JACKSONVILLE	VA P JET	A1	12	12	12	12
INTELLIGENCE SQDNS							
AIR EARLY WARNING SQDNS							
VAW 12	QUONSET PNT	VA W	A1	44	44	44	44
VAW 33	QUONSET PNT	VA Q	A1	12	12	12	12
CARRIER SPECIAL SQDNS AIR EARLY WARNING							
INTERCEPTOR SQDNS							
GUIDED MISSLE SERVICE SQDN							
GMSRON 2	ROOSEVLT RDS	VF D JET	A1	7	7	7	7
		VP LD	A2	2	2	2	2
		VT D	A2	2	2	2	2
		HU	A2	1	1	1	1
ELECTRONIC COUNTER MEASURE SQDNS							
VQ 2	ROTA	VA Q JET	A1	9	9	9	9
		VW Q	A1	3	3	3	3
CARRIER ANTI SUBMARINE SQDNS							
VS 27	NORFOLK	VS	A1	20	20	20	20
VS 30	NORFOLK	VS	A1	20	20	20	20
VS 31	ABD WASP	VS	A1	20	20	20	20
VS 32	QUONSET PNT	VS	A1	20	20	20	20
VS 36	NORFOLK	VS	A1	20	20	20	20
VS 39	ABD TARAWA	VS	A1	20	20	20	20
HELICOPTER ANTI SUBMARINE SQDNS							
HS 1	KEY WEST	HS	A1	16	16	16	16
HS 3	NORFOLK	HS	A1	16	16	16	16
HS 5	KEY WEST	HS	A1	16	16	16	16
HS 7	NORFOLK	HS	A1	16	16	16	16
HS 9	ABD TARAWA	HS	A1	16	16	16	16
HS 11	QUONSET PNT	HS	A1	16	16	16	16
PATROL SQDNS LAND PLANE							
VP 5	JACKSONVILLE	VP L	A1	12	12	12	12
VP 7	KEFLAVIK	VP L	A1	12	12	12	12
VP 8	NORFOLK	VP L	A1	12	12	12	12
VP 10	ROTA	VP L	A1	12	12	12	12
VP 11	BRUNSWICK	VP L	A1	12	12	12	12
VP 16	ARGENTIA	VP L	A1	12	12	12	12
VP 18	JACKSONVILLE	VP L	A1	12	12	12	12
VP 21	BRUNSWICK	VP L	A1	12	12	12	12
VP 23	ICELAND	VP L	A1	12	12	12	12
VP 24	KEFLAVIK	VP L	A1	12	12	12	12
VP 26	BRUNSWICK	VP L	A1	12	12	12	12
PATROL SQDNS SEA PLANE							
VP 44	NORFOLK	VP S	A1	12	12	12	12
VP 45	BERMUDA	VP S	A1	12	12	12	12
VP 49	BERMUDA	VP S	A1	12	12	12	12
VP 56	NORFOLK	VP S	A1	12	12	12	12
PATROL SQDNS AIRSHIP							
ZP 3	LAKEHURST	VT ME	A4	1	1	1	1
		ZP	A1	4	4	4	4
MINING SQDNS							
FLEET AIR EARLY WARNING SQDNS							
VW 2	PTXNT RIVER	VW	A1	12	12	12	6
VW 4	JACKSONVILLE	VW	A1	6	6	6	6
BARRIER SQDNS DISTANT WARNING							
VW 11	ARGENTIA	VW	A1	12	12	12	12
VW 13	PTXNT RIVER	VW	A1	6	6	6	6
VW 15	PTXNT RIVER	VW	A1	6	6	6	6
BARR TRA UNIT	PTXNT RIVER	VR H	A5	4	4	4	4
BARRIER SQDNS CONTIGUOUS							
ZW 1	LAKEHURST	VT ME	A4	2	2	2	2
		ZW	A1	4	4	4	4
HELICOPTER RECONNAISSANCE SAR SQDNS							
HU 2	LAKEHURST	HU	A1	60	60	60	60
FLEET TACTICAL SUPPORT SQDNS							
VR 1	PTXNT RIVER	VR H	A2	5	5	5	5
		VR M	A2	12	12	12	12
VR 24	PORT LYAUTEY	VR H	A2	6	6	6	6
		VR C	A2	6	6	6	6
USMC							
MARINE HEADQUARTERS SQDNS							
MARS MWSG 27	CHERRY POINT	VA DAY	A2	4	4	2	2
		VR H	A2	2	2	2	2
		VR M	A2	2	2	2	2
		VT JET	A6	4	2	2	2
H&MS 14	CHERRY POINT	VR M	A2	1	1	1	1
		VT JET	A2	3	3	3	2
H&MS 24	CHERRY POINT	VR M	A2	1	1	1	1
		VT JET	A2	3	3	3	3
H&MS 26	NEW RIV JAX	VR M	A2	2	2	2	2
H&MS 32	CHERRY POINT	VR M	A2	1	1	1	1
		VT JET	A2	3	3	3	3
MARINE FIGHTER SQDNS							
VMF 122	BEAUFORT	VF DAY JET	A1	20	20	20	20
VMF 235	GTMO BAY	VF DAY JET	A1	20	20	20	20
VMF 333	BEAUFORT	VF DAY JET	A1	20	20	20	20
VMF 312	BEAUFORT	VF DAY JET	A1	20	20	20	20
MARINE FIGHTER ALL WEATHER SQDNS							
VMFAW 114	CHERRY POINT	VF AW JET	A1	20	20	20	20
VMFAW 115	CHERRY POINT	VF AW JET	A1	20	20	20	20

DECLASSIFIED

[redacted]

TABLE 1

PROGRAM OPERATING ALLOWANCES

UNIT	LOCATION	CLASS	PRIMARY OPTG. STATUS	OPERATING ALLOWANCES 31 DEC 1959	31 MAR 1960	30 JUN 1960	30 SEP 1960
MARINE ATTACK SQDNS							
VMA 224	CHERRY POINT	VA DAY JET	A1	20	20	20	20
VMA 225	ABD ESSEX	VA DAY JET	A1	20	20	20	20
VMA 324	ABD ANTIETAM	VA DAY JET	A1	20	20	20	20
VMA 331	BEAUFORT	VA DAY JET	A1	20	20	20	20
VMA 533	CHERRY POINT	VA DAY JET	A1	20	20	20	20
MARINE COMPOSITE PHOTOGRAPHIC SQDNS							
VMCJ 2	CHERRY POINT	VF P JET	A1	9	9	9	9
		VF Q JET	A1	9	6	6	6
MARINE TRANSPORT SQDNS							
VMR 252	CHERRY POINT	VR M	A2	20	20	20	20
VMR 353	CHERRY POINT	VR M	A2	9	9	9	9
MARINE HELICOPTER TRANSPORT SQDNS							
HMRL 162	NEW RIV JAX	HR L	A1	20	20	20	25
HMRL 264	NEW RIV JAX	HR L	A1	18	20	20	25
HMRL 262	NEW RIV JAX	HR L	A1	18	18	20	25
HMRC 263	NEW RIV JAX	HO	A1	12	12	12	12
		HR L	A1	12	12	12	12
HMRM 461	ABD CHMPLAIN	HR M	A1	18	18	18	14
MARINE OBSERVATION SQDNS							
VMO 1	NEW RIV JAX	VO	A1	12	12	12	12
DIRECT FLEET SUPPORT UNITS							
OPERATIONAL DEVELOPMENT SQDNS							
VX 1	KEY WEST	VS	A9	2	2	2	2
		VP L	A9	3	3	3	3
		VP S	A9	2	2	2	2
		HS	A9	4	4	4	4
VX 3	OCEANA	VF AW JET	A9	9	9	9	9
		VR M	A8	1	1	1	1
		VT JET	A9	1	1	1	1
VX 6	QUONSET PNT	VP L	A8	3	3	3	
		VR H	A8	2	2	2	5
		VR M	A8	6	6	6	2
		VU SAR	A8	6	6	6	6
		HU	A8	3	3	3	3
FLEET AIRCRAFT SERVICE SQDNS							
FASRON 3	NORFOLK	VR C	A2	2	2	2	
		VT ME	A6	10	10	10	
FASRON 5	OCEANA	VT ME	A6	2			
FASRON 9	CECIL FIELD	VT ME	A6	2	2		
FASRON 51	SANFORD	VR M	A2	1	1		
		VT ME	A6	2	2		
FASRON 102	NORFOLK	VW WEA	A2	1	1	1	
		VR H	A2	1	1	1	
		VR M	A2	6	6	6	
		VU SAR	A8	1	1	1	
		VT ME	A6	2	2	2	
FASRON 105	ROOSEVLT RDS	VU SAR	A2	1			
FASRON 106	ARGENTIA	VR H	A2	1	1	1	
		VT ME	A6	1	1	1	
FASRON 107	ICELAND	VR H	A2	1	1	1	
FASRON 108	BRUNSWICK	VT ME	A6	1			
FASRON 111	BERMUDA	VU SAR	A2	1	1		
FASRON SPC 200	LONDON	VR M	A2	4	4		
		VT ME	A6	3	3		
FLEET UTILITY AND DRONE CONTROL SQDNS							
VU 2	QUONSET PNT	VF DAY JET	A8	10	10	10	10
		VU TOW	A8	3	3	3	3
VU 4	OCEANA	VF DAY JET	A8	10	10	10	10
		VU TOW	A8	3	3	3	3
VU 10	GTMO BAY	VF DAY JET	A8	7	7	7	7
		VU TOW	A8	5	5	5	5
FLEET BASES OVERSEAS							
NAVSTA	ARGENTIA	VR H	A2	1	1	1	2
		VU SAR	A2	1	1	1	1
		VT ME	A6				1
		HU	A2	2	2	2	2
NAF	NAPLES	VR M	A2	3	3	3	3
		VU SAR	A2	1	1	1	1
		VT ME	A6	5	5	5	5
NAF	SIGONELLA	VR M	A2	1	1	1	1
		VU SAR	A2		1	1	1
		VT ME	A6	1	1	1	1
NAF	LAJES	VU SAR	A2	1	1	1	1
NAF	KEFLAVIK	VR H	A2				1
HDQTRS CMEF	DHAHRAN AFB	VR M	A2	1	1	1	1
NAF ADV BASE	PORT LYAUTEY	VR M	A2	1	1	1	1
		VU SAR	A2	1	1	1	1
		VT ME	A6	1	1	1	1
		HU	A2	1	1	1	1
NAVSTA	ROTA	VR M	A2	2	2	2	2
		VT ME	A6	3	3	3	3
		HU	A2	1	1	1	1

UNIT	LOCATION	CLASS	PRIMARY OPTG. STATUS	OPERATING ALLOWANCES 31 DEC 1959	31 MAR 1960	30 JUN 1960	30 SEP 1960
TENTH NAVAL DISTRICT							
COM FIFTEEN	PANAMA	VR M	A8	1	1	1	1
NAVSTA	TRINIDAD	VU SAR	A2	1	1	1	1
NAS 10 NAVDST	GTMO BAY	VR M	A8	1	1	1	1
		VU SAR	A2	2	2	2	2
		VT ME	A6	1	1	1	1
		HU	A2	1	1	1	1
NAVSTA	ROOSEVLT RDS	VR M	A2	2	2	2	2
		VU SAR	A2	2	2	2	2
		VT ME	A6	1	1	1	1
		HU	A2	1	1	1	1
FL AIR DET	LONDON	VR M	A2			4	4
		VT ME	A6			3	3
CV AND AV UTILITY AIRCRAFT							
CVA 9 ESSEX	NORFOLK	VA DAY	A2	1	1	1	1
		VR C	A2	1	1	1	1
CVA 11 INTREPD	QUONSET PNT	VA DAY	A2	1	1	1	1
		VR C	A2	1	1	1	1
CVS15 RANDOLPH	NORFOLK	VR C	A2	1	1	1	1
CVS 36 ANTETAM	NEW YORK	VR C	A2		1	1	1
CVS 39 CHMPLAN	MAYPORT	VR C	A2	1	1	1	1
CVS 40 TARAWA	NEWPORT	VR C	A2	1			
CVA 42 FDR	MAYPORT	VA DAY	A2	1	1	1	1
		VR C	A2	1	1	1	1
CVA 59 FORSTAL	NORFOLK	VA DAY	A2	1	1	1	1
		VR C	A2	1	1	1	1
CVA 60 SARATOG	NEW YORK	VA DAY	A2	1	1	1	1
		VR C	A2	1	1	1	1
CVS 45 VALYFRG	NORFOLK	VR C	A2	1	1	1	1
CVS 18 WASP	NORFOLK	VR C	A2	1	1	1	1
CVA 62 INDPEND	NORFOLK	VA DAY	A2	1	1	1	1
		VR C	A2	1	1	1	1
AV 5	NORFOLK	VU SAR	A2	1	1	1	1
MARINE AIR FMF & FORCE AVIATION HDQTR SQDNS							
H&HS AFMFLNT	NORFOLK	VR H	A2	1	1	1	1
		VR M	A2	1	1	1	1
		VT JET	A6	2	2	2	2
		VT ME	A6	2	2	2	2
MARINE FLEET TRAINING SQDNS							
VMT 1	CHERRY POINT	VT JET	A4	20	20	20	20
INDIRECT FLEET SUPPORT UNITS							
FIFTEENTH NAVAL DISTRICT							
NAVAL ATTACHES AND MISSIONS LANT							
ATT ATHENS	GREECE	VU SAR	A8	1	1	1	1
ATT CAIRO	EGYPT	VR M	A8	1	1	1	1
ATT MEXICO CTY	MEXICO	VR M	A8	1	1	1	1
ATT NEW DELHI	INDIA	VR M	A8	1	1	1	1
ATT OSLO	NORWAY	VU SAR	A8	1	1	1	1
ATT PRETORIA	SO AFRICA	VR M	A8	1	1	1	1
ATT TEHRAN	IRAN	VR M	A8	1	1	1	1
MISSION ANKARA	TURKEY	VR M	A8	1	1	1	1
MISSION BOGOTA	COLOMBIA	VR M	A8	1	1	1	1
MISSION PTAUPR	HAITI	HU	A8	1	1	1	1
MISSION LIMA	PERU	VR M	A8	1	1	1	1
MISSION QUITO	ECUADOR	VR M	A8	1	1	1	1
MISSION RIO DJ	BRAZIL	VR M	A8	1	1	1	1
MISSION VLPRSO	CHILE	VR M	A8	1	1	1	1
NAV ADV GROUP	BUENOS AIRES	VR M	A8	1	1	1	1
MISSION CUITRU	DOM REP	VT ME	A8	1	1	1	1
FLEET COMBAT UNITS							
USN							
AIR FORCE PACIFIC FLEET							
CARRIER AIR GROUPS							
CVG 2							
CVG 2		VT JET	A6	1	1	1	1
VA 23	ABD MIDWAY	VA DAY JET	A1	12	12	12	12
VF 24	ABD MIDWAY	VF AW JET	A1	14	14	14	14
VA 22	ABD MIDWAY	VA DAY JET	A1	12	12	12	12
VF 21	ABD MIDWAY	VF AW JET	A1	14	14	14	14
VA 25	ABD MIDWAY	VA LL JET	A1	12	12	12	12
VAH 8	ABD MIDWAY	VA H JET	A1	9	9	9	9
CVG 5							
CVG 5		VT JET	A6	1	1	1	1
VF 51	MIRAMAR	VF AW JET	A1	14	14	14	14
VA 52	MIRAMAR	VA LL JET	A1	12	12	12	12
VF 53	MIRAMAR	VF AW JET	A1	14	14	14	14
VA 55	MIRAMAR	VA DAY JET	A1	12	12	12	12
VA 56	MIRAMAR	VA DAY JET	A1	12	12	12	12
VAH 4 B	MIRAMAR	VA H JET	A1	3	3	3	3

[redacted]

[redacted]
10

DECLASSIFIED

TABLE 1

PROGRAM OPERATING ALLOWANCES

UNIT	LOCATION	CLASS	PRIMARY OPTG. STATUS	OPERATING ALLOWANCES 31 DEC 1959	31 MAR 1960	30 JUN 1960	30 SEP 1960
CVG 9							
CVG 9		VT JET	A6	1	1	1	1
VF 91	ALAMEDA	VF AW JET	A1	14	14	14	14
VF 92	ALAMEDA	VF AW JET	A1	14	14	14	14
VA 93	ALAMEDA	VA DAY JET	A1	12	12	12	12
VA 94	ALAMEDA	VA DAY JET	A1	12	12	12	12
VA 95	ALAMEDA	VA LL JET	A1	12	12	12	12
VAH 6	WHDBY ISLAND	VA H JET	A1	12	12	12	12
CVG 11							
CVG 11		VT JET	A6	1	1	1	1
VF 111	ATSUGI	VF AW JET	A1	14	14	14	14
VA 112	MIRAMAR	VA DAY JET	A1	12	12	12	12
VA 113	ATSUGI	VA DAY JET	A1	12	12	12	12
VF 114	ATSUGI	VF AW JET	A1	14	14	14	14
VA 115	ABD SHANGRLA	VA LL JET	A1	12	12	12	12
VAH 4 C	ABD SHANGRLA	VA H JET	A1	3	3	3	
VAH 16	MIRAMAR	VA H JET	A1				12
CVG 12							
RCVG 12		VT JET	A4	4	4	4	4
VF 121	MIRAMAR	VF AW JET	A4	30	30	30	30
		VT JET	A4	29	29	29	29
VA 122	NORTH ISLAND	VA LL JET	A4	17	17	17	17
		VT SE	A4	10	10	10	10
VF 124	MOFFETT FLD	VF AW JET	A4	26	26	26	26
		VT JET	A4	29	29	29	29
VA 125	MOFFETT FLD	VA DAY JET	A4	24	24	24	24
		VT JET	A4	4	4	4	4
VA 126	MIRAMAR	VA DAY JET	A4	24	24	24	24
		VT JET	A4	4	4	4	4
VAH 123	WHDBY ISLAND	VA HT JET	A4	4	4	4	4
		VA H JET	A4	10	10	10	12
		VT JET	A4	4	4	4	4
CVG 14							
CVG 14		VT JET	A6	1	1	1	1
VF 141	MIRAMAR	VF AW JET	A1	14	14	14	14
VF 142	MIRAMAR	VF AW JET	A1	14	14	14	14
VA 144	MIRAMAR	VA DAY JET	A1	12	12	12	12
VA 145	MIRAMAR	VA LL JET	A1	12	12	12	12
VA 146	ABD RANGER	VA DAY JET	A1	12	12	12	12
VAH 4 F		VA H JET	A1	3	3	3	3
CVG 15							
CVG 15		VT JET	A6	1	1	1	1
VF 151	ABD HANCOCK	VF AW JET	A1	14	14	14	14
VA 152	ABD HANCOCK	VA LL JET	A1	12	12	12	12
VA 153	ABD HANCOCK	VA DAY JET	A1	12	12	12	12
VF 154	ABD HANCOCK	VF AW JET	A1	14	14	14	14
VA 155	ABD HANCOCK	VA DAY JET	A1	12	12	12	12
VAH 4 D	ABD HANCOCK	VA H JET	A1	3	3	3	
VAH 2	WHDBY ISLAND	VA H JET	A1		9	9	9
CVG 19							
CVG 19		VT JET	A6	1	1	1	1
VF 191	MOFFETT FLD	VF AW JET	A1	14	14	14	14
VA 192	ABD RICHARD	VA DAY JET	A1	12	12	12	12
VF 193	MOFFETT FLD	VF AW JET	A1	14	14	14	14
VF 195	MOFFETT FLD	VA DAY JET	A1	12	12	12	12
VA 196	MOFFETT FLD	VA LL JET	A1	12	12	12	12
VAH 4 E	WHDBY ISLAND	VA H JET	A1	3	3	3	
VAH 7	ABD KITTYHWK	VA H JET	A1				12
CVG 21							
CVG 21		VT JET	A6	1	1	1	1
VF 211	ABD LEXINGTN	VF AW JET	A1	14	14	14	14
VA 212	ABD LEXINGTN	VA DAY JET	A1	12	12	12	12
VF 213	ABD LEXINGTN	VF AW JET	A1	14	14	14	14
VA 215	ABD LEXINGTN	VA LL JET	A1	12	12	12	12
VA 216	MOFFETT FLD	VA DAY JET	A1	12	12	12	12
VAH 4 L	CUBI PNT	VA H JET	A1	3	3	3	3
SPECIAL SQDNS							
PHOTOGRAPHIC SQDNS							
COMPOSITE PHOTOGRAPHIC SQDNS							
VCP 61	AGANA	VF P JET	A1	12	12	12	12
		VA P JET	A1	6	6	6	6
VCP 63	MIRAMAR	VF P JET	A1	20	20	20	20
		VA P JET	A1	6	6	6	6
INTELLIGENCE SQDNS							
NIGHT SQDN							
AIR EARLY WARNING SQDNS							
VAW 11	NORTH ISLAND	VA W	A1	32	32	32	32
		VA Q	A1	8	8	8	8
VAW 13	AGANA	VA W	A1	16	16	16	16
		VA Q	A1	8	8	8	8
INTERCEPTOR SQDN							
VFAW 3	NORTH ISLAND	VF AW JET	A1	25	25	25	25
GUIDED MISSLE SERVICE SQDN							
GMSRON 1	BARBERS PNT	VF D JET	A1	19	19	19	19
		VT D JET	A2	6	6	6	6

UNIT	LOCATION	CLASS	PRIMARY OPTG. STATUS	OPERATING ALLOWANCES 31 DEC 1959	31 MAR 1960	30 JUN 1960	30 SEP 1960
ELECTRONIC COUNTER MEASURE SQDNS							
VQ 1	IWAKUNI	VA Q JET	A1	9	9	9	9
		VW Q	A1	3	3	3	3
CARRIER ANTI SUBMARINE SQDNS							
VS 21	ABD KEARSRGE	VS	A1	20	20	20	20
VS 23	LOS ALAMITOS	VS	A1	20	20	20	20
VS 37	LOS ALAMITOS	VS	A1	20	20	20	20
VS 38	ABD HORNET	VS	A1	20	20	20	20
HELICOPTER ANTI SUBMARINE SQDNS							
HS 2	REAM FLD	HS	A1	16	16	16	16
HS 4	REAM FLD	HS	A1	16	16	16	16
HS 6	ABD KEARSRGE	HS	A1	16	16	16	16
HS 8	ABD HORNET	HS	A1	16	16	16	16
PATROL SQDNS LAND PLANE							
VP 1	IWAKUNI	VP L	A1	12	12	12	12
VP 2	WHDBY ISLAND	VP L	A1	12	12	12	12
VP 4	NAHA	VP L	A1	12	12	12	12
VP 6	BARBERS PNT	VP L	A1	12	12	12	12
VP 9	ALAMEDA	VP L	A1	12	12	12	12
VP 17	WHDBY ISLAND	VP L	A1	12	12	12	12
VP 19	ALAMEDA	VP L	A1	12	12	12	12
VP 22	BARBERS PNT	VP L	A1	12	12	12	12
VP 28	BARBERS PNT	VP L	A1	12	12	12	12
PATROL SQDNS SEA PLANE							
VP 40	SANGLEY PNT	VP S	A1	12	12	12	12
VP 42	SANGLEY PNT	VP S	A1	12	12	12	12
VP 46	NORTH ISLAND	VP S	A1	12	12	12	12
VP 47	ALAMEDA	VP S	A1	12	12	12	12
VP 48	IWAKUNI	VP S	A1	12	12	12	12
VP 50	WHDBY ISLAND	VP S	A1	12	12	12	12
FLEET AIR EARLY WARNING SQDNS							
VW 1	AGANA	VW	A1	9	9	9	9
VW 3	AGANA	VW	A1	9	9	9	
BARRIER SQUADRONS DISTANT WARNING							
VW 12	BARBERS PNT	VW	A1	12	12	12	12
VW 14	BARBERS PNT	VW	A1	13	13	13	13
AIRBARSRON 2	BARBERS PNT	VR H	A5	5	5	5	5
HELICOPTER RECONNAISSANCE SAR SQDNS							
HU 1	REAM FLD	HU	A2	54	54	54	54
FLEET TACTICAL SUPPORT SQDNS							
VR 21	BARBERS PNT	VR H	A2	17	17	17	17
		VR M	A2	3	3	3	3
		VR C	A2	10	10	10	10
USMC							
MARINE HEADQUARTERS SQDNS							
MARS 17	IWAKUNI	VR H	A2	2	2	2	2
		VR M	A2	4	4	4	4
		VT JET	A4	3	3	2	2
		HU	A2	2	2	2	
H&MS 11	ATSUGI	VR M	A2	1	1	1	1
		VT JET	A4	3	3	3	3
H&MS 12	IWAKUNI	VR M	A2	1	1	1	1
		VT JET	A4	3	3	3	3
H&MS 13	KANEOHE	VR H	A2	1	1	1	1
		VT JET	A4	3	3	3	3
H&MS 15	EL TORO	VR M	A2	1	1	1	1
		VT JET	A4	3	3	3	3
MARS 37	EL TORO	VR H	A2	1	1	1	1
		VR M	A2	3	3	3	3
		VT JET	A4	4	4	4	4
H&MS 33	EL TORO	VR M	A2	1	1	1	1
		VT JET	A4	3	3	3	3
MARINE FIGHTER SQDNS							
VMF 232	KANEOHE	VF DAY JET	A1	20	20	20	20
VMF 251	EL TORO	VF DAY JET	A1	20	20	20	20
VMF 323	EL TORO	VF DAY JET	A1	20	20	20	20
VMF 334	EL TORO	VF DAY JET	A1	20	20	20	20
VMF 451	ATSUGI	VF DAY JET	A1	20	20	20	20
MARINE ALL WEATHER FIGHTER SQDNS							
VMFAW 314	ATSUGI	VF AW JET	A1	20	20	20	20
VMFAW 513	EL TORO	VF AW JET	A1	20	20	20	20
VMFAW 531	ATSUGI	VF AW JET	A1	20	20	20	20
VMFAW 542	EL TORO	VF AW JET	A1	20	20	20	20

[redacted]

DECLASSIFIED

[redacted]

TABLE 1

PROGRAM OPERATING ALLOWANCES

UNIT	LOCATION	CLASS	PRIMARY OPTG. STATUS	OPERATING ALLOWANCES 31 DEC 1959	31 MAR 1960	30 JUN 1960	30 SEP 1960
MARINE ATTACK SQDNS							
VMA 121	EL TORO	VA DAY JET	A1	20	20	20	20
VMA 211	IWAKUNI	VA DAY JET	A1	20	20	20	20
VMA 212	KANEOHE	VA DAY JET	A1	20	20	20	20
VMA 214	KANEOHE	VA DAY JET	A1	20	20	20	20
VMA 223	EL TORO	VA DAY JET	A1	20	20	20	20
VMA 311	EL TORO	VA DAY JET	A1	20	20	20	20
VMA 332	IWAKUNI	VA DAY JET	A1	20	20	20	20
MARINE COMPOSITE PHOTOGRAPHIC SQDNS							
VMCJ 1	IWAKUNI	VF Q JET	A1	9	9	6	6
		VF P JET	A1	6	6	6	6
VMCJ 3	EL TORO	VF P JET	A1	12	12	12	12
		VF Q JET	11	9	9	9	9
MARINE TRANSPORT SQDNS							
VMR 253	IWAKUNI	VR H	A2	8	8	8	8
		VR M	A2	8	8	8	5
		VG	A2				2
VMR 352	EL TORO	VR H	A2	10	10	10	6
		VR M	A2	5	5	5	
		VG	A2				9
MARINE HELICOPTER TRANSPORT SQDNS							
HMRL 161	KANEOHE	HR L	A1	18	20	24	25
HMRL 163	SANTA ANA	HR L	A1	20	22	24	25
HMRL 261	ABDTHETISBAY	HR L	A1	24	24	24	25
HMRL 361	ABD PRINCETN	HR L	A1	20	22	24	25
HMRL 362	ABDTHETISBAY	HR L	A1	24	24	24	25
HMRC 363	EL TORO	HO	A1	12	12	12	12
		HR L	A1	12	12	12	12
HMRM 462	SANTA ANA	HR M	A1	17	17	17	14
MARINE OBSERVATION SQDNS							
VMO 2	SUKIRON	VO	A1	12	12	12	12
		HO	A1	12	12	12	12
VMO 6	CAMP PENDLET	VO	A1	12	12	12	12
DIRECT FLEET SUPPORT UNITS OPERATIONAL DEVELOPMENT SQDNS							
VX 4	POINT MUGU	VF AW JET	A9	7	7	7	7
		VT JET	A6	1	1	1	1
VX 5	CHINA LAKE	VA DAY JET	A9	10	10	10	10
		VA H JET	A9	2	2	2	2
		VA DAY	A9	2	2	2	2
		VT JET	A6	1	1	1	1
FLEET AIRCRAFT SERVICE SQDNS							
FASRON 4	NORTH ISLAND	VR M	A8	1	1	1	
		VT JET	A6	3	3	3	
		VT ME	A6	3	3	3	
FASRON 10	MOFFETT FLD	VT JET	A6	2			
FASRON 11	ATSUGI	VT JET	A6	5			
		VT ME	A6	5			
FASRON 12	MIRAMAR	VT JET	A6	3	3		
FASRON 114	KODIAK	VU SAR	A2	1	1	1	
FASRON 117	BARBERS PNT	VT JET	A6	3	3	3	
		VT ME	A6	5	5	5	
FASRON 118	NAHA	VU SAR	A2	1			
		VT ME	A6	3			
FASRON 120	IWAKUNI	VU SAR	A2	1			
		VT ME	A6	2			
FLEET UTILITY AND DRONE CONTROL SQDNS							
VU 1	BARBERS PNT	VF D JET	A8	4	4	4	4
		HU	A8	2	2	2	2
VU 3	BROWN FIELD	VF D JET	A8	6	6	6	6
		VP LD	A8	1	1	1	1
		VU TOW D	A8	3	3	3	3
		VT D	A8	3	3	3	3
VU 5	ATSUGI	VF DAY JET	A8	5	5	5	5
		VF D JET	A8	4	4	4	4
		VP LD	A8	1	1	1	1
		VU TOW	A8	4	4	4	4
VU 7	BROWN FIELD	VF DAY JET	A8	12	12	12	12
		VU TOW	A8	10	10	10	10
FLEET AIR GUNNERY SCHOOL							
FL AIR GUN SCH	YUMA	VF DAY JET	A4	12			
		VF AW JET	A4	8			
		VA DAY JET	A4	12			
		VA DAY	A2	1			
		VT ME	A4	1			

UNIT	LOCATION	CLASS	PRIMARY OPTG. STATUS	OPERATING ALLOWANCES 31 DEC 1959	31 MAR 1960	30 JUN 1960	30 SEP 1960
FLEET BASES OVERSEAS USN							
NAS	AGANA	VR H	A2	1	1	1	1
		VU SAR	A2	3	3	3	3
		VT ME	A6	1	1	1	1
		HU	A2	2	2	2	2
NAS	ATSUGI	VR M	A2	1	1	1	1
		VT JET	A2	2	7	7	7
		VT ME	A6	1	7	7	7
		HU	A2	2	2	2	2
NAS CUBI PNT	CUBI PNT	VU SAR	A2	1	1	1	1
		VT JET	A2			2	2
		VT ME	A6	3	3	3	3
		HU	A2	2	2	2	2
NAF	NAHA	VU SAR	A2	1	2	2	2
		VT ME	A6		3	3	3
NAF	OPPAMA	VU SAR	A2	3	3	3	3
NAVSTA	SANGLEY PNT	VR H	A2	1	1	1	1
		VR M	A2	2	2	2	2
		VT ME	A6		2	2	2
		HU	A2	1	1	1	1
COMTAIWANDEF	TAIWAN	VR M	A2	1	1	1	1
COMNAVFORJAPAN	YOKOSUKA	VR M	A2	1	1	1	1
FL AIR DET	IWAKUNI	VU SAR	A2		1	1	1
		VT ME	A6		2	2	2
NAVAL BASES AND NAVAL AIR STATIONS FOURTEENTH NAVAL DISTRICT							
NAVSTA 14 ND	KWAJALEIN	VU SAR	A2	4	4	4	4
NAS 14 NAVDST	BARBERS PNT	VR H	A2	1	1	1	1
		VR M	A2	1	1	1	1
		VT JET	A6				3
		VT ME	A6	2	2	2	7
		HU	A2	2	2	2	2
NAVSTA 14 ND	MIDWAY	VU SAR	A2	3	3	3	3
		HU	A2	1	1	1	1
NAS 14 NAVDST	PEARL HARBOR	VT ME	A6	1	1	1	
SEVENTEENTH NAVAL DISTRICT							
NAVSTA 17 ND	ADAK	VU SAR	A2	2	2	2	2
NAVSTA 17 ND	KODIAK	VR H	A2	2	2	2	2
		VU SAR	A2				1
CV AND AV UTILITY AIRCRAFT							
CVA 61 RANGER	ALAMEDA	VA DAY	A2	1	1	1	1
		VR C	A2	1	1	1	1
CVA 31 RICHARD	ALAMEDA	VA DAY	A2	1	1	1	1
		VR C	A2	1	1	1	1
CVS 33 KERSRGE	LONG BEACH	VR C	A2	1	1	1	1
CVS 12 HORNET	BREMERTON	VR C	A2	1	1	1	1
CVA 20 BENNING	SAN DIEGO	VR C	A2	1	1	1	1
CVS 10 YORKTWN	BREMERTON	VR C	A2	1	1	1	1
CVA 14 TCNDRGA	ALAMEDA	VA DAY	A2	1	1	1	1
		VR C	A2	1	1	1	1
CVA 16 LEXETON	LOS ANGELES	VA DAY	A2	1	1	1	1
		VR C	A2	1	1	1	1
CVA 19 HANCOCK	SAN DIEGO	VA DAY	A2	1	1	1	1
		VR C	A2	1	1	1	1
CVA 34 ORISKNY	ALAMEDA	VA DAY	A2	1	1	1	1
		VR C	A2	1	1	1	1
CVA 38 SHANGRL		VA DAY	A2	1			
		VR C	A2	1			
CVA 41 MIDWAY	ALAMEDA	VA DAY	A2	1	1	1	1
		VR C	A2	1	1	1	1
CVA 43 CRL SEA		VA DAY	A2		1	1	1
		VR C	A2		1	1	1
MARINE AIR FMF & FORCE AVIATION HQTRS SQDN							
HHS AFMFPAC	EL TORO	VR H	A2	1	1	1	1
		VR M	A2	2	2	2	2
		VT JET	A6	2	2	2	2
MARINE FLEET TRAINING SQDNS							
VMT 2	EL TORO	VT JET	A4	20	20	20	20
FLEET BASES OVERSEAS USMC							
MCAS 14 ND	KANEOHE	VR M	A8	1	1	1	1
		VT JET	A6	2	2	2	2
		VT ME	A6	2	1	1	1
		HU	A2	2	2	2	2
INDIRECT FLEET SUPPORT UNITS NAVAL ATTACHES AND MISSIONS PAC							
ATT DJAKARTA	JAVA	VR M	A8	1	1	1	1
ATT MELBOURNE	AUSTRALIA	VR M	A8	1	1	1	1
MAAG BANGKOK	THAILAND	VT ME	A8	1	1	1	1
MAAG SAIGON	VIETNAM	VR M	A8	1	1	1	1
MAAG TSO YING	TAIWAN	VR M	A8	1	1	1	1
NAVSECMAAGTAIP	TAIWAN	VR C	A8	1	1	1	1
				6	6	6	6

[redacted]

DECLASSIFIED

TABLE 1

PROGRAM OPERATING ALLOWANCES

UNIT	LOCATION	CLASS	PRIMARY OPTG. STATUS	OPERATING ALLOWANCES 31 DEC 1959	31 MAR 1960	30 JUN 1960	30 SEP 1960
NAVAL AIR BASES							
FIRST NAVAL DISTRICT							
NAS 1 NAV DST	QUONSET PNT	VR M	A8	2	2	2	2
		VR C	A2	3	3	3	3
		VU SAR	A8	1	1	1	1
		VT JET	A6	6	6	6	6
		VT ME	A6	11	11	11	11
		VT ME P	A8	1	1	1	1
		HU	A8	3	3	3	3
NAS 1 NAV DST	BRUNSWICK	VR M	A8	1	1	1	1
		VU SAR	A8	1	1	1	1
		VT ME	A6	1	1	1	1
		HU	A8	1	1	1	1
NADU	SO WEYMOUTH	VT ME	A6	1	1	1	1
THIRD NAVAL DISTRICT							
NTDC	PORT WASHNGT	VT ME	A6	1	1	1	1
FOURTH NAVAL DISTRICT							
NAS 4 NAV DST	JOHNSVILLE	VR M	A8	1	1	1	1
		VT ME	A6	5	5	5	5
NAS 4 NAV DST	LAKEHURST	VR M	A8	1	1	1	1
		VT ME	A6	2	2	2	2
FIFTH NAVAL DISTRICT							
NAS 5 NAV DST	NORFOLK	VW	A8				1
		VR H	A8				1
		VR M	A8	3	3	3	9
		VR C	A2	1	1	1	1
		VU SAR	A8				1
		VT ME	A6	6	6	6	16
		VT ME P	A8	1	1	1	1
		VT SE	A6	6	6	6	6
NAS 5 NAV DST	OCEANA	VR M	A8	2	2	2	2
		VT JET	A6	4	7	7	8
		VT ME	A6	2	4	4	4
		HU	A8	2	2	2	2
SIXTH NAVAL DISTRICT							
NAS 6 NAV DST	JACKSONVILLE	VR M	A8	4	4	4	4
		VR C	A2	5	5	5	5
		VU SAR	A8	1	1	1	1
		VT JET	A6	5	5	5	5
		VT ME	A6	6	6	6	6
		HU	A8	2	2	2	2
NAS 6 NAV DST	KEY WEST	VR H	A8	1	1	1	1
		VR M	A8	1	1	1	1
		VU SAR	A8	1	1	1	1
		VT JET	A6	1	2	2	2
		VT ME	A6	1	1	1	1
		HU	A8	1	1	1	1
NAAS 6 NAV DST	MAYPORT	VT JET	A6	1	1	1	1
		VT ME	A6	1	1	1	1
		HU	A8	1	1	1	1
NAAS 6 NAV DST	SANFORD	VR M	A8	2	2	2	2
		VT JET	A6	1	1	1	1
		VT ME	A6			2	2
		HU	A8	1	1	1	1
NAS 6 NAV DST	CECIL FIELD	VR M	A8	1	1	1	1
		VT JET	A6	2	2	5	5
		VT ME	A6	1	1	2	2
		HU	A8	1	1	1	1
NINTH NAVAL DISTRICT							
COMNAVCONAD	COLORADO SPR	VR M	A8	2	2	2	2
		VT JET	A6	2	2	2	2
NAVCRUIT STA	DENVER	VT ME	A6	2	2	2	2
ELEVENTH NAVAL DISTRICT							
PAC MISSLE RNG	POINT MUGU	VF P JET	A9	1	1	1	1
		VA Q	A9	2	2	2	2
		VS	A9	2	2	2	2
		VW	A9	3	3	3	3
		VR H	A9	4	4	4	4
		VR M	A9	1	1	1	1
		VT ME	A9	1	1	1	1
		HU	A9	1	5	5	5
NAF 11 NAV DST	CHINA LAKE	HU	A8	1	1	1	1
NASWF	KIRTLAND AFB	VR M	A8	1	1	1	1
NAS 11 NAV DST	NORTH ISLAND	VR M	A8	4	4	4	5
		VT JET	A6	3	3	3	4
		VT ME	A6	5	5	5	8
		VT SE	A6	2	2	2	2
NAF 11 NAV DST	LITCHFLD PRK	VR M	A8	1	1	1	1
		VT ME	A6	1	1	1	1
NAS 11 NAV DST	MIRAMAR	VR M	A8	1	1	1	1
		VT JET	A6	3	3	7	9
		VT ME	A6	2	2	2	2
		HU	A8	1	1	1	1
NAS 11 NAV DST	POINT MUGU	VT JET	A6	3	3	3	3
		VT ME	A6	5	5	5	5
		HU	A8	2	2	2	2
NMF	PNT ARGUELLO	VT JET	A6	1	1	1	1
		VT ME	A6	1	1	1	1
NAAS 11 NAVDST	BROWN FIELD	VT ME	A6	1	1	1	1
NAAS 11 NAVDST	REAM FLD	VT ME	A6	1	1	1	1
TWELFTH NAVAL DISTRICT							
NAS 12 NAV DST	ALAMEDA	VR H	A8	1	1	1	1
		VR M	A8	3	3	3	3
		VR C	A2	4	4	4	4
		VU SAR	A8	1	1	1	1
		VT JET	A6	7	7	7	7
		VT ME	A6	7	7	7	7
		VT ME P	A8	1	1	1	1
		HU	A8	1	1	1	1
NAAS 12 NAVDST	FALLON	VR H	A8	1	1	1	1
		VT JET	A6	3	3	3	3
		HU	A8	2	2	2	2
NAS 12 NAV DST	MOFFETT FLD	VT JET	A6	4	6	6	6
		VT ME	A6	5	4	4	4
		HU	A8	2	2	2	2
NAF 12 NAVDST	MONTEREY	VA DAY	A4	4	3	3	3
		VT ME	A6	28	28	28	28
		VT SE	A6	11	11	11	11
		VT NAV	A4	1	1	1	1
		HU	A8	1	1	1	1
THIRTEENTH NAVAL DISTRICT							
NAS 13 NAV DST	WHDBY ISLAND	VR H	A2	1	1	1	1
		VR M	A8	3	3	3	3
		VR C	A2	1	1	1	1
		VU SAR	A8	1	1	1	1
		VT JET	A6	2	2	2	2
		VT ME	A6	3	3	3	3
		HU	A8	2	2	2	2
POTOMAC RIVER NAVAL COMMAND							
NAS ANACOSTIA	ANACOSTIA	VR H	A8	2	2	2	2
		VR M	A8	6	6	6	6
		VT JET	A6	6	6	6	6
		VT ME	A6	45	45	45	45
		VT ME P	A8	2	2	2	2
		VT SE	A6	11	11	11	11
NAF	DAHLGREN	VT ME	A6	1	1	1	1
NAS PTXNT RIV	PTXNT RIVER	VR M	A8	1	1	1	1
		VU SAR	A8	1	1	1	1
		VT JET	A6	8	8	8	8
		VT ME	A6	3	3	3	3
		HU	A8	1	1	1	1
SEVERN RIVER NAVAL COMMAND							
NAF ANNAPOLIS	ANNAPOLIS	HU	A8	1	1	1	1
		VU SAR	A6	8	8	8	8
BUAER INSPECTORS AND REPRESENTATIVES							
BAGR CEN DIST	DAYTON	VR M	A8	1	1	1	1
		VT ME	A6	2	2	2	2
BAGR WSTRN DST	LOS ANGELES	VR M	A8	1	1	1	1
		VT ME	A6	1	1	1	1
BAR AKRON	AKRON	VT ME	A8	1	1	1	1
BAR BALTIMORE	BALTIMORE	VT ME	A8	1	1	1	1
BAR BUFFALO	BUFFALO	VT ME	A6	1	1	1	1
BAR BURBANK	BURBANK	VT ME	A8	1	1	1	1
BAR COLUMBUS	COLUMBUS	VT ME	A6	2	2	2	2
BAR EST HRTFRD	EST HARTFORD	VT ME	A8	1	1	1	1
BAR EL SEGUNDO	EL SEGUNDO	VT ME	A8	1	1	1	1
BAR INDIANAPLIS	INDIANAPOLIS	VT ME	A8	1	1	1	1
BAR ST LOUIS	ST LOUIS	VT ME	A8	1	1	1	1
BAR TETERBORO	TETERBORO	VT ME	A8	1	1	1	1

DECLASSIFIED

TABLE 1

PROGRAM OPERATING ALLOWANCES

UNIT	LOCATION	CLASS	PRIMARY OPTG. STATUS	OPERATING ALLOWANCES 31 DEC 1959	31 MAR 1960	30 JUN 1960	30 SEP 1960
MARINE CORPS BASES AND AIR STATIONS							
MARINE HELICOPTER DEVELOPMENT SQDN							
HMX 1	QUANTICO	HO	A9	4	4	4	4
		HR L	A9	16	16	16	16
		HR M	A9	6	4	4	4
MCAAS	YUMA	VR M	A8	2	2	2	2
		VT JET	A6	3	3	3	3
		VT ME	A6	1	1	1	2
		HU	A8	2	2	2	2
MCAS SO6ES	EL TORO	VR M	A8	3	3	3	3
		VT JET	A6	2	1		
		VT ME	A6	3	4	4	4
		HU	A8	2	2	2	2
MCAS SO6ES	CHERRY POINT	VR H	A8	1	1	1	1
		VR M	A8	2	2	2	2
		VT JET	A6	3	2	2	2
		VT ME	A6	2	2	1	
		HU	A8	2	2	2	2
MCAS AES 12	QUANTICO	VA DAY	A8	10	7	7	7
		VR M	A8	2	2	2	2
		VT ME	A6	7	6	6	6
		VT ME P	A8	1	1	1	1
MCAF	NEW RIV JAX	VR M	A8	1	1	1	1
		VT ME	A6	4	4	3	2
MCAF	SANTA ANA	VT ME	A6	2	2	1	1
HQ MC FLT SECT	ANACOSTIA	VR M	A8	3	3	3	3
		VT ME	A6	4	4	4	4
		VT SE	A6	6	6	6	6
MCAAS	BEAUFORT	VR M	A8	2	2	2	2
		VT JET	A6	2	1	1	1
		VT ME	A6	1	1	1	
		HU	A8	2	2	2	2
NAVAL AIR TRAINING COMMAND							
NAVAL AIR BASIC TRAINING COMMAND							
BTG 7	MEMPHIS	VT ME	A6	1	1	1	1
		VT SE	A3	48	48	48	48
		VT SE	A6	2	2	2	2
NAAS NABTC	SAUFLEY FLD	VT ME	A6	2	2	2	2
		VT SE	A3	165	165	165	165
		VT SE	A6	11	11	11	11
NAAS NABTC	WHITING FLD	VT ME	A6	3	3	3	3
		VT SE	A3	211	211	211	211
		VT SE	A6	15	15	15	15
NAS NABTC	PENSACOLA	VF DAY JET	A4	6	6	6	6
		VA DAY	A8	1	1	1	1
		VR H	A8	4	4	4	4
		VR M	A8	4	4	4	4
		VR C	A8	1	1	1	1
		VU SAR	A8	2	2	2	2
		VT JET	A3	135	135	135	135
		VT JET	A4	1	1	1	1
		VT ME	A3	32	32	32	32
		VT ME	A6	10	10	10	10
		VT SE	A3	4	4	4	4
		VT SE	A6	19	19	19	19
		HU	A8	3	3	3	3
HTG 1	ELLYSON FLD	VT ME	A6	2	2	2	2
		VT SE	A6	3	3	3	3
		HU	A4	35	35	35	35
		HT	A4	30	30	30	30
NAVAL AIR ADVANCED TRAINING COMMAND							
NAAS NAATC	KINGSVILLE	VF DAY JET	A3	74	74	74	74
		VS	A3	50	50		
		VR M	A8	1	1	1	1
		VT JET	A3	47	47	47	47
		VT ME	A6	2	2	2	2
		HU	A8	3	3	3	3
NAS NAATC	CRPS CHRISTI	VA DAY	A3	30	30	30	30
		VS	A3	37	37	37	37
		VP L	A3	20	20	20	20
		VR H	A8	2	2	2	2
		VR M	A8	1			
		VT ME	A3	27	27	27	27
		VT ME	A6	6	6	6	6
		VT ME P	A8	1	1	1	1
		VT SE	A6	6	6	6	6
		VT NAV	A5	2	2	2	2
		HU	A8	2	2	2	2
NAAS NAATC	CHASE	VF DAY JET	A3	54	54	54	54
		VR M	A8	1	1	1	1
		VT JET	A3	51	51	51	51
		VT ME	A6	2	2	2	2
		HU	A8	3	3	3	3
NAAS NAATC	PORT ISABEL	VT ME	A6	1	1	1	1
		HU	A8	2	2	2	2
NAAS NAATC	NEW IBERIA	VS	A3			50	50
		VT ME	A6		2	2	2
NAVAL AIR TECHNICAL TRAINING COMMAND							
NATECHTRAU	GLYNCO	VT SE	A6	2	2	2	2
NATECHTRAU	LAKEHURST	VT NAV	A4	1	1	1	1
NATECHTRAU	OLATHE	VT JET	A5	5	5	5	5
		VT ME	A5	4	4	4	4
		VT SE	A5	7	7	7	7
NATECHTRAU	MEMPHIS	VR M	A8	3	3	3	3
		VT ME	A6	8	8	8	8
		VT ME P	A8	1	1	1	1
		VT SE	A6	4	4	4	4
		HU	A8	1	1	1	1
NATECHTRAU	PENSACOLA	VF P JET	A4	9	9	9	9
		VT JET	A4	2	2	2	2
		VT ME P	A5	6	6	6	6
NATECHTRAU	PHILADELPHIA	VT ME	A6	1	1	1	1
NAS	GLYNCO	VR M	A8	1	1	1	1
		VT ME	A6	4	4	4	4
		HU	A8	1	1	1	1
NAVCICOFFSCOL	GLYNCO	VF AW JET	A4	42	42	42	42
		VW	A4	5	5	5	5
		VT JET	A4	3	3	3	3
NAVY AND MARINE CORPS RESERVE TRAINING							
		VF DAY JET	A4	136	136	136	136
		VA DAY JET	A4	136	136	136	136
		VA DAY	A4	76	76	76	76
		VS	A4	167	167	167	167
		VP L	A4	96	96	96	96
		VR H	A4	51	51	51	51
		VR M	A4	12	12	12	12
		VR C	A8	1	1	1	1
		VT JET	A4	40	40	40	40
		VT ME	A4	41	41	41	41
		VT ME P	A4	4	4	4	4
		HS	A4	69	69	69	69
BUAER RESEARCH & DEVELOPMENT							
R&D AIRCRAFT							
R&D AIRCRAFT		VF DAY JET	A9	25	25	25	25
		VF AW JET	A9	31	31	31	31
		VF P JET	A9	2	2	3	2
		VF D JET	A9	10	10	10	10
		VA DAY JET	A9	17	17	17	17
		VA P JET	A9	1	1	1	1
		VA Q JET	A9	1	1	1	1
		VA H JET	A9	5	6	7	7
		VA DAY	A9	7	7	7	7
		VA AW	A9	2	2	2	2
		VA W	A9	4	4	4	4
		VS	A9	4	4	4	4
		VP L	A9	14	14	14	11
		VP LD	A9	1	2	2	2
		VW	A9	7	7	6	6
		VR H	A9	3	3	3	3
		VR M	A9	6	6	6	6
		VR C	A9	2	2	2	2
		VU SAR	A9	1	1	1	1
		VU TOW	A9	3	1	1	1
		VU TOW D	A9	2			
		VT JET	A9	11	11	11	11
		VT ME	A9	2	2	2	2
		VT SE	A9	4	4	4	4
		VT D	A9	5	4	4	4
		HS	A9	7	8	8	8
		HR L	A9	1	1	1	1
		HU	A9	2	2	2	2
		ZP	A9	1	1	1	1
		ZH	A9	1	1	1	1

DECLASSIFIED

TABLE 1A

PROGRAM OPERATING ALLOWANCES FOR FISCAL 1960

SUBCLASS	TOTAL	LANT USN	LANT USMC	PAC USN	PAC USMC	NABS USN	NABS USMC	BARS	NABTC	NAATC	NATTC	NART	R & D
TOTAL	6947	1482	426	1603	650	386	89	16	750	426	110	829	180
VF DAY JET	519	27	80	17	100				6	128		136	25
VF AW JET	724	219	40	312	80						42		31
VF P JET	95	24	9	32	18	1					9		2
VF D JET	50	7		33									10
VF Q JET	21		6		15								
VA DAY JET	827	184	100	250	140							136	17
VA P JET	25	12		12									1
VA Q JET	19	9		9									1
VA HT JET	8	4		4									
VA H JET	139	72		60									7
VA LL JET	201	88		113									
VA DAY	142	6	2	10		3	7		1	30		76	7
VA AW	2												2
VA W	96	44		48									4
VA Q	30	12		16		2							
VS	462	122		80		2				87		167	4
VP L	376	138		108						20		96	14
VP LD	6	2		2									2
VP S	122	50		72									
VW WEA	1	1											
VW	99	42		43		3					5		6
VW Q	6	3		3									
VO	36		12		24								
VR H	145	21	3	27	23	10	1		4	2		51	3
VR M	217	53	37	14	27	41	15	2	4	2	4	12	6
VR C	60	19		23		14			1			1	2
VU SAR	58	20		20		15			2				1
VU TOW	26	11		14									1
VU TOW D	3			3									
VT JET	618	65	33	99	45	75	6		136	98	10	40	11
VT D JET	6			6									
VT ME	403	32	2	30	1	153	21	14	50	40	17	41	2
VT ME P	18					5	1			1	7	4	
VT SE	561	14		10		30	6		478	6	13		4
VT NAV	4					1				2	1		
VT D	9	2		3									4
HS	241	100		64								69	8
HO	40		12		24		4						
HR L	221		72		132		16						1
HR M	39		18		17		4						
HU	232	71		66	4	31	8		38	10	2		2
HT	30								30				
ZP	5	4											1
ZW	5	4											1

DECLASSIFIED

[redacted]

TABLE 1B

PROGRAM OPERATING ALLOWANCES FOR FISCAL 1960

LANT

SUBCLASS	TOTAL	NAVY COMBAT	FLT. TRNG.	OSEAS BASES	FASRONS	VURONS	OPTEVFOR	CV UTILITY	ATT. & MISS.	AIRCRAFT FERRY SQDN	MARINE COMBAT	H & HS	VMT-1
TOTAL	1908	1201	93	48	26	38	42	18	16		400	6	20
VF DAY JET	107					27					80		
VF AW JET	259	210					9				40		
VF P JET	33	24									9		
VF D JET	7	7											
VF Q JET	6										6		
VA DAY JET	284	184									100		
VA P JET	12	12											
VA Q JET	9	9											
VA HT JET	4	4											
VA H JET	72	72											
VA LL JET	88	88											
VA DAY	8							6			2		
VA W	44	44											
VA Q	12	12											
VS	122	120					2						
VP L	138	132					6						
VP LD	2		2										
VP S	50	48					2						
VW WEA	1				1								
VW	42	42											
VW Q	3		3										
VO	12										12		
VR H	24	11	4	1	3		2				2	1	
VR M	90	12		16	6		7		12		36	1	
VR C	19	6			2			11					
VU SAR	20			10	1		6	1	2				
VU TOW	11					11							
VT JET	98		64				1				11	2	20
VT ME	34		3	15	13				1			2	
VT SE	14		14										
VT D	2		2										
HS	100	96					4						
HO	12										12		
HR L	72										72		
HR M	18										18		
HU	71	60	1	6			3		1				
ZP	4	4											
ZW	4	4											

[redacted]

DECLASSIFIED

TABLE 1C

PROGRAM OPERATING ALLOWANCES FOR FISCAL 1960

PAC

SUBCLASS	TOTAL	NAVY COMBAT	FLT. TRNG.	OSEAS BASES	FASRONS	VURONS	OPTEVFOR	CV UTILITY	ATT. & MISS	AIRCRAFT FERRY SQDN	MARINE COMBAT	H & HS	VMT-2
TOTAL	2253	1307	106	76	16	55	23	20	6		619	5	20
VF DAY JET	117					17					100		
VF AW JET	392	305					7				80		
VF P JET	50	32									18		
VF D JET	33	19				14							
VF Q JET	15										15		
VA DAY JET	390	240					10				140		
VA P JET	12	12											
VA Q JET	9	9											
VA HT JET	4	4											
VA H JET	60	58					2						
VA LL JET	113	113											
VA DAY	10						2	8					
VA W	48	48											
VA Q	16	16											
VS	80	80											
VP L	108	108											
VP LD	2					2							
VP S	72	72											
VW	43	43											
VW Q	3		3										
VO	24										24		
VR H	50	17	5	5							22	1	
VR M	41	3		7	1				4		24	2	
VR C	23	10						12	1				
VU SAR	20			19	1								
VU TOW	14					14							
VU TOW D	3					3							
VT JET	144		82	11	6		2				21	2	20
VT D JET	6		6										
VT ME	31			22	8				1				
VT SE	10		10										
VT D	3					3							
HS	64	64											
HO	24										24		
HR L	132										132		
HR M	17										17		
HU	70	54		12		2					2		

DECLASSIFIED

TOTAL PROGRAM & NON-PROGRAM AIRCRAFT

TABLE 2 LOCATION OF AIRCRAFT INVENTORY AND PLANNED OPERATING ASSIGNMENTS

BY COMMAND AND UNIT

LANT UNIT	LOCATION	MODEL	INVENTORY STATUS	INVENTORY NO. ON BOARD	PLANNED ASSIGNMENTS 31 DEC 1959	31 MAR 1960	30 JUN 1960	30 SEP 1960
CARRIER AIR GROUPS								
CVG 1								
VF 14	ABD ROOSEVLT	F3H 2	A1	14	14	14	14	14
				14*	14	14	14	14
VF 11	ABD ROOSEVLT	F8U 1	A1	13	14	14	14	14
		F8U 1	B	5				
		F8U 1	G9	3				
				21*	14	14	14	14
VA 15	ABD ROOSEVLT	AD 6	A1	12	12	12	12	12
				12*	12	12	12	12
VA 46	ABD ROOSEVLT	A4D 2	A1	17	12	12	12	
		A4D 2N	A1					12
				17*	12	12	12	12
VA 172	ABD ROOSEVLT	A4D 2	A1	12	12	12	12	12
		A4D 2	G9	4				
				16*	12	12	12	12
VAH 11	ABD ROOSEVLT	A3D 2	A1	7	7	7	7	
		A3D 2	G6	2				
		A3D 2	G9	3				
		A3D 1	A1					7
				12*	7	7	7	7
CVG 3								
VF 31	ABD SARATOGA	F3H 2	A1	14	14	14	14	14
				14*	14	14	14	14
VF 32	ABD SARATOGA	F8U 1	A1		14	14	14	14
		F8U 1E	A1	14				
				14*	14	14	14	14
VA 34	ABD SARATOGA	A4D 2	A1	10	12	12	12	12
		A4D 2	HO	2				
				12*	12	12	12	12
VA 35	ABD SARATOGA	AD 6	AJ	1				
		AD 6	A1	11	12	12	12	12
				12*	12	12	12	12
VA 36	ABD SARATOGA	A4D 2	A1	12	12			
		A4D 2N	A1			12	12	12
				12*	12	12	12	12
VAH 9	ABD SARATOGA	A3D 2	A1	12	12	12	12	12
				12*	12	12	12	12
CVG 4								
VA 43	OCEANA	F11F 1	A4	1	4	4	4	4
		F11F 1	B	4				
		A4D 2	A1	1				
		A4D 2	A4	2	7	8	3	6
		A4D 2	B	1				
		A4D 2	G9	1				
		A4D 2N	A4				10	12
		A4D 1	A1	1				
		A4D 1	A4	13	11	10	5	
		A4D 1	B	1				
		TV 2	A4	2	4	4	4	4
		TV 2	B	2				
		F9F 8T	A4	22	20	20	20	20
		F9F 8T	G6	1				
				52*	46	46	46	46
VF 101	KEY WEST	F3H 2	A4	16	11	11	11	11
		F3H 2	B	4				
		F3H 2	G9	1				
		F3H 2N	G9	7				
		F3D 2T2	A4		8	8	8	8
		F3D 2T2	B	12				
		F4D 1	A4	11	11	11	11	11
		F4D 1	B	3				
		F4D 1	G9	3				
		R4D 5 6	A2		1	1	1	1
		R4D 5	A4	1				
		F9F 8T	A4	2	6	6	6	6
				60*	37	37	37	37
VF 174	CECIL FIELD	F8U 2	A4		5	7	8	9
		F8U 1	A4	18	13	11	10	5
		F8U 1	B	2				
		F8U 1	G9	1				
		F8U 1E	A4	1				
		F8U 1E	G6	1				
		F8U 1E	G9	2				
		F8U 2N	A4					4
		F9F 8T	A4	2	2	2	2	2
				27*	20	20	20	20
VA 42	OCEANA	AD 6	A4	10	8	8	8	8
		AD 6	G5	5				
		AD 5	A4	3	2	1	1	1
		T 28B	A4	2	5	5	5	5
		T 28B	B	1				
		T 28B	G6	1				
				22*	15	14	14	14
VA 44	JACKSONVILLE	A4D 2	A4	5	7	8	2	5
		A4D 2	G5	4				
		A4D 2N	A4				13	13
		A4D 1	A4	19	11	10	3	
		A4D 1	B	1				
		A4D 1	G5	1				
		A4D 1	G9	2				
		AD 6	A4	9	8	8	8	8
		AD 6	B	5				
		AD 6	G5	2				
		AD 5	A4	1	1	1	1	1
		AD 5	B	1				
		AD 5	G5	1				
		TV 2	A4	1	3	3	3	3
		TV 2	B	3				
		F9F 8T	A4	17	21	21	21	21
		F9F 8T	B	4				
		F9F 8T	G5	2				
		T 28B	AM	1				
		T 28B	A4	3	5	5	5	5
		T 28B	B	3				
				85*	56	56	56	56
VAH 3	SANFORD	A3J 1	A4				4	7
		A3D 2P	A4	1	3	3	3	3
		A3D 2T	A4		2	4	4	4
		A3D 2	A4		2	2	2	2
		A3D 1	A4	12	10	10	10	10
		A3D 1	A5	1				
		A3D 1	G6	1				
		A3D 1	G9	1				
		P2V 3B	A5	5	3			
		R4D 5 6	A2		1	1	1	1
		R4D 6	A2	1				
		F9F 8T	A4	4	4	4	4	4
				26*	25	24	28	31
CVG 6								
VF 33	OCEANA	F11F 1	A1	10	14	14	14	14
		F11F 1	G9	2				
				12*	14	14	14	14
VF 74	OCEANA	F4D 1	A1	14	14	14	14	14
				14*	14	14	14	14
VA 65	OCEANA	AD 6	A1	9	12	12	12	12
				9*	12	12	12	12
VA 66	OCEANA	A4D 2	A1	11	12	12	12	12
		A4D 2	G9	4				
				15*	12	12	12	12
VA 76	OCEANA	A4D 2	A1	12	12	12	12	12
				12*	12	12	12	12
CVG 7								
VF 41	ABD FORRESTL	F3H 2	A1	16	14	14	14	14
				16*	14	14	14	14
VF 84	ABD INDEPEND	F8U 2	A1	14	14	14	14	14
				14*	14	14	14	14
VA 75	ABD INDEPEND	AD 6	AJ	1				
		AD 6	A1	12	12	12	12	12
				13*	12	12	12	12
VA 86	ABD INDEPEND	A4D 2	A1	12	12	12	12	12
				12*	12	12	12	12
VA 72	ABD INDEPEND	A4D 2	A1	15	12	12	12	12
		A4D 2	G9	1				
				16*	12	12	12	12
VAH 1	ABD INDEPEND	A3D 2	A1	11	12	12	12	12
				11*	12	12	12	12

TOTAL PROGRAM & NON-PROGRAM AIRCRAFT

DECLASSIFIED

TABLE 2 LOCATION OF AIRCRAFT INVENTORY AND PLANNED OPERATING ASSIGNMENTS

BY COMMAND AND UNIT

LANT UNIT	LOCATION	MODEL	INVENTORY STATUS	INVENTORY NO. ON BOARD	PLANNED ASSIGNMENTS 31 DEC 1959	31 MAR 1960	30 JUN 1960	30 SEP 1960
CVG 8								
VF 102	ABD FORRESTL	F4D 1	A1	6	14	14	14	14
		F4D 1	G9	1				
				7*	14	14	14	14
VA 81	ABD FORRESTL	A4D 2	A1	12	12	12	12	12
				12*	12	12	12	12
VF 103	OCEANA	F8U 2	A1	14	14	14	14	14
		F8U 1	A1	2				
		F8U 1	G6	2				
				18*	14	14	14	14
VA 83	ABD FORRESTL	A4D 2	A1	12	12	12	12	
		A4D 2N	A1					12
				12*	12	12	12	12
VA 85	ABD FORRESTL	AD 6	A1	12	12	12	12	12
				12*	12	12	12	12
VAH 5	ABD FORRESTL	A3D 2	A1	10	10	10	10	10
		A3D 2	HO	1				
				11*	10	10	10	10
CVG 10								
VA 12	CECIL FIELD	A4D 2	A1	12	2			
		A4D 2N	A1		10	12	12	12
				12*	12	12	12	12
VF 102	OCEANA	F4D 1	A1	7				
		F4D 1	G9	1				
				8*				
VF 13	ABD ESSEX	F4D 1	A1	12	12	12	12	12
				12*	12	12	12	12
VF 62	ABD ESSEX	F8U 1	A1			14	14	14
		FJ 3M	A1	12	14			
				12*	14	14	14	14
VA 106	CECIL FIELD	A4D 2	A1	12	12	12	12	12
				12*	12	12	12	12
VA 176	ABD ESSEX	AD 6	A1	12	12	12	12	12
				12*	12	12	12	12
VAH 7	SANFORD	F9F 8	A4	2				
		F9F 8B	A4	1				
		F9F 8B	A6	1				
		A3D 2	A1	6	8	10	10	10
				10*	8	10	10	10
PHOTOGRAPHIC SQDNS								
VFP 62	JACKSONVILLE	F8U 1P	A1	13	24	24	24	24
		F8U 1P	G9	1				
		F9F 8P	A1	3	4	4		
		TV 2	AM	1				
				18*	28	28	24	24
DET 37	ABD ROOSEVLT	F8U 1P	A1	2				
				2*				
DET 41	ABD INDEPEND	F8U 1P	A1	3				
				3*				
DET 42	ABD FORRESTL	F8U 1P	A1	2				
				2*				
DET 43	ABD SARATOGA	F8U 1P	A1	3				
				3*				
DET 45	ABD ESSEX	F9F 8P	A1	3				
				3*				
VAP 62	JACKSONVILLE	A3D 2P	A1		7	11	11	10
		AJ 2P	A1	7	5	1		
		SNB 5P	A4	1	1	1	1	1
				8*	13	13	12	11
AIR EARLY WARNING SQDNS								
VAW 12	QUONSET PNT	WF 2	A1		9	12	16	18
		AD 5W	AJ	2				
		AD 5W	A1	19	35	32	28	26
		S2F 2	A1	1				
		SNB 5	A4	1				
				23*	44	44	44	44
DET 34	ABD CHMPLAIN	AD 5W	A1	4				
				4*				
DET 36	ABD RANDOLPH	AD 5W	A1	4				
				4*				
VAW 12 DET 38	ABD TARAWA	AD 5W	A1	4				
				4*				
DET 42	ABD FORRESTL	AD 5W	A1	1				
				1*				
DET 43	ABD SARATOGA	AD 5W	A1	1				
				1*				
DET 45	ABD ESSEX	AD 5W	A1	3				
				3*				
DET 48	ABD WASP	AD 5W	A1	4				
				4*				
	QUONSET PNT	AD 5N	A1	6				
		AD 5Q	A1	10	12	12	12	12
		TF 1Q	A1	2	2	2	2	2
				18*	14	14	14	14
DET 42	ABD FORRESTL	AD 5Q	A1	4				
				4*				
DET 43	ABD SARATOGA	AD 5N	A1	1				
		AD 5Q	A1	3				
				4*				
GUIDED MISSLE SERVICE SQDN								
GMSRON 2	ROOSEVLT RDS	FJ 3D2	A1	7				
		FJ 3D2	A8		7	7	7	7
		F9F 5KD	A1	1				
		P2V 5FD	A2	1				
		P2V 5FD	A8		1	2	2	2
		JD 1D	A8	1	1			
		TV 2KD	A2	1				
		T 28BD	A2	2				
		T 28BD	A8		2	2	2	2
		HUS 1A	AK	1				
		HUS 1A	A8		1	1	1	1
		F9F 6K	A8	6				
				20*	12	12	12	12
ELECTRONIC COUNTER MEASURE SQDNS								
VQ 2	ROTA	A3D 2Q	A1		3	7	8	8
		A3D 1Q	A1	1	1	1		1
		A3D 1	A1	1				
		P4M 1Q	A1	3	3			
		P2V 5F	A1	3	1			
		WV 2Q	A1		1	3	4	4
				8*	9	11	12	13
CARRIER ANTI SUBMARINE SQDNS								
VS 27	NORFOLK	S2F 3	A1				2	2
		S2F 2	A1	4	3	3	3	3
		S2F 1	A1	17	17	17	15	15
		S2F 1	G9	1				
				22*	20	20	20	20
VS 30	NORFOLK	S2F 3	A1					2
		S2F 2	A1	4	3	3	3	2
		S2F 1	A1	16	17	17	17	16
		S2F 1	G9	1				
				21*	20	20	20	20
VS 31	ABD WASP	S2F 2	A1	2	3	3	3	3
		S2F 1	A1	21	17	17	17	17
				23*	20	20	20	20
VS 32	QUONSET PNT	S2F 2	A1	5	3	3	3	3
		S2F 1	A1	16	17	17	17	17
				21*	20	20	20	20
VS 36	NORFOLK	S2F 2	A1	1	3	3	3	3
		S2F 1	A1	22	17	17	17	17
		S2F 1	G9	1				
				24*	20	20	20	20
VS 39	ABD TARAWA	S2F 3	A1					1
		S2F 2	A1	3	4	4	4	2
		S2F 1	A1	20	16	16	16	17
				23*	20	20	20	20
HELICOPTER ANTI SUBMARINE SQDNS								
HS 1	KEY WEST	SNB 5	A4	1				
		HSS 1	A1	8	8	4		
		HSS 1N	AJ	1				
		HSS 1N	A1	4	6	10	14	16
				14*	14	14	14	16
HS 3	NORFOLK	SNB 5	A4	1				
		HSS 1	A1	14	14	14	14	11
		HSS 1N	A1					3
				15*	14	14	14	14
HS 5	KEY WEST	SNB 5	A4	1				
		HSS 1	A1	8	8	4		
		HSS 1N	A1	3	6	10	14	16
				12*	14	14	14	16

[redacted]

DECLASSIFIED

TOTAL PROGRAM & NON-PROGRAM AIRCRAFT

TABLE 2 LOCATION OF AIRCRAFT INVENTORY AND PLANNED OPERATING ASSIGNMENTS

BY COMMAND AND UNIT

LANT UNIT	LOCATION	MODEL	INVENTORY STATUS	INVENTORY NO. ON BOARD	PLANNED ASSIGNMENTS 31 DEC 1959	31 MAR 1960	30 JUN 1960	30 SEP 1960
HS 7	NORFOLK	SNB 5	A4	1				
		HSS 1	A1	12	9	5	2	
		HSS 1N	A1	3	5	9	13	15
				16*	14	14	15	15
HS 9	ABD TARAWA	SNB 5	A4	1				
		HSS 2	A1				2	4
		HSS 1	A1	14	14	14	12	10
				15*	14	14	14	14
HS 11	QUONSET PNT	SNB 5	A4	1				
		HSS 1	A1	8	8	5	2	
		HSS 1N	A1	6	6	9	13	15
				15*	14	14	15	15
PATROL SQDNS LAND PLANE								
VP 5	JACKSONVILLE	P2V 5F	A1	13	12	12	12	12
				13*	12	12	12	12
VP 7	KEFLAVIK	P2V 5F	A1	12	12	12	12	12
				12*	12	12	12	12
VP 8	NORFOLK	P2V 5F	AJ	1				
		P2V 5F	A1	11	12	12	12	12
				12*	12	12	12	12
VP 10	ROTA	P2V 5F	A1	12	12	12	12	12
				12*	12	12	12	12
VP 11	BRUNSWICK	P2V 7	A1	10	12	12	12	12
				10*	12	12	12	12
VP 16	ARGENTIA	P2V 5F	A1	12	12	12	12	12
				12*	12	12	12	12
VP 18	JACKSONVILLE	P2V 7	A1	12	12	12	12	12
				12*	12	12	12	12
VP 21	BRUNSWICK	P2V 7	A1	12	12	12	12	12
		P2V 7	G9	1				
				13*	12	12	12	12
VP 23	ICELAND	P2V 7	A1	12	12	12	12	12
				12*	12	12	12	12
VP 24	KEFLAVIK	P2V 7	A1		12	12	12	12
		P2V 5F	A1	12				
				12*	12	12	12	12
VP 26	BRUNSWICK	P2V 5F	A1	10	12	12	12	12
		~~P2V 5F~~	~~G9~~					
				12*	12	12	12	12
PATROL SQDNS SEA PLANE								
VP 44	NORFOLK	P5M 2	A1	13	11	11	11	12
		P5M 1	A1		1	1	1	
				13*	12	12	12	12
VP 45	BERMUDA	P5M 1	A1	12	12	12	12	12
				12*	12	12	12	12
VP 49	BERMUDA	P5M 1	AJ	1				
		P5M 1	A1	11	12	12	12	12
				12*	12	12	12	12
VP 56	NORFOLK	P5M 2	A1	5	12	12	12	12
		P5M 1	A1	8				
				13*	12	12	12	12
PATROL SQDNS AIRSHIP								
ZP 2	GLYNCO	SNB 5	A4	2				
				2*				
ZP 3	LAKEHURST	SNB 5	A4	3	1	1	1	1
		ZPG 2	A1	3	4	4	4	4
		ZPG 2	G5	1				
				7*	5	5	5	5
FLEET AIR EARLY WARNING SQDNS								
VW 2	PTXNT RIVER	WV 2	A2	7	12	12	12	12
		WV 2	D9	2				
				9*	12	12	12	12
DET 8	MALTA	WV 2	A2	3				
				3*				
VW 4	JACKSONVILLE	WV 3	A2	7	6	6	6	6
		WV 2	B	1				
		R7V 1	A2	1				
		R7V 1	A5		1	1	1	1
				9*	7	7	7	7
BARRIER SQDNS DISTANT WARNING								
VW 11	ARGENTIA	WV 2	A2	12	12	12	12	12
		WV 2	D9	3				
		R7V 1	A5	1	1	1	1	1
		SNB 5	A5	1				
				17*	13	13	13	13
VW 13	PTXNT RIVER	WV 2	A2	5	6	6	6	6
		WV 2	B	5				
		R7V 1	A5	1	1	1	1	1
		SNB 5	A5	1				
				12*	7	7	7	7
VW 15	PTXNT RIVER	WV 2	A2	5	6	6	6	6
		WV 2	B	1				
		WV 2	D9	3				
		WV 2	H6	1				
		R7V 1	A5		1	1	1	1
		R7V 1	D9	1				
		SNB 5	A5	1				
				12*	7	7	7	7
BARRIER SQDNS CONTIGUOUS								
ZW 1	LAKEHURST	R4D 5	A4	1				
		SNB 5	A4	2	2	2	2	2
		ZPG 3W	A2		4	4	4	4
		ZPG 2W	A2	4				
				7*	6	6	6	6
HELICOPTER RECONNAISSANCE SAR SQDNS								
HU 2	LAKEHURST	SNB 5	A4	1	1	1	1	1
		HSS 1	A1	1				
		HO4S 3	A2	2	1	1	1	1
		HRS 3	A2	5	11	11	11	11
		HU2K 1	A2				1	2
		HUK 1	A2	6	10	10	10	10
		HUS 1A	A2		3	2	2	2
		HUL 1	A2	3	6	6	6	6
		HUP 3	A2			1	6	13
		HUP 2	AK	1				
		HUP 2	A2	10	23	20	13	3
		HTL 7	A2		2	4	7	7
		HTL 5	A2	1				
		HTL 4	A2	1				
				31*	57	56	58	56
DET 1	NORFOLK	HUK 1	A2	1				
		HUS 1A	AK	1				
		HUP 2	A2	2				
				4*				
DET 3	JACKSONVILLE	HUS 1	A2	1				
		HUS 1A	A2	1				
				2*				
DET 16	ABD NOHAMPTN	HUP 2	A2	1				
				1*				
DET 23	ABD DESMOINS	HUP 2	A2	1				
				1*				
DET 36	ABD RANDOLPH	HUK 1	A2	1				
				1*				
DET 41	ABD INDEPEND	HUP 2	A2	2				
				2*				
DET 42	ABD FORRESTL	HUP 2	A2	2				
				2*				
DET 43	ABD SARATOGA	HUP 2	A2	2				
				2*				
DET 45	ABD ESSEX	HUP 2	A2	2				
				2*				
DET 48	ABD WASP	HUP 2	A2	1				
				1*				
DET 71	ABD EDISTO	HRS 3	A2	1				
		HTL 4	A2	1				
				2*				
DET 74	ABD WESTWIND	HRS 3	AK	1				
		HTL 5	A2	1				
				2*				
DET 93	ABD TACONIC	HUP 2	A2	1				
				1*				
DET 94	ABD MTMCKNLY	HUP 2	A2	1				
				1*				

DECLASSIFIED

[redacted]

TOTAL PROGRAM & NON-PROGRAM AIRCRAFT

TABLE 2 LOCATION OF AIRCRAFT INVENTORY AND PLANNED OPERATING ASSIGNMENTS

BY COMMAND AND UNIT

LANT UNIT	LOCATION	MODEL	INVENTORY STATUS	INVENTORY NO. ON BOARD	PLANNED ASSIGNMENTS 31 DEC 1959	31 MAR 1960	30 JUN 1960	30 SEP 1960
FLEET TACTICAL SUPPORT SQDNS								
VR 1	PTXNT RIVER	R6D 1	A2	2	2	2	2	2
		R6D 1Z	A2	3	4	4	4	4
		R4Y 1	A2	8	12	12	12	12
				13*	18	18	18	18
VR 24	PORT LYAUTEY	R5D 5	A2	6	6	6	6	6
		R5D 5	G6	1				
		TF 1	A2		6	6	6	6
				7*	12	12	12	12
DET	NAPLES	R5D 5	G6	1				
		TF 1	A2	7				
		TF 1	G5	2				
				10*				
MARINE HEADQUARTERS SQDNS								
MARS MWSG 27	CHERRY POINT	F8U 1	B	1				
		FJ 3M	G9	1				
		F4D 1	B	3				
		F4D 1	G6	3				
		F4D 1	G9	1				
		A4D 2	A1	4				
		A4D 2	B	1				
		AD 5	A1		3	2		
		AD 5	A2	3				
		AD 5N	A2	1				
		R5D 5	A2		2	2	2	2
		R5D 3	A2	2				
		R4D 8	A2	2	2	2	2	2
		TV 2	A4		4	4	4	4
		TV 2	A6	5				
		SNB 5	A6	1	1	1	1	1
				28*	12	11	9	9
H&MS 14	CHERRY POINT	A4D 2	A1	11	8			
		R4D 5 6	A2		1	1	1	1
		R4D 6	A2	1				
		R4D 5	A2	1				
		TV 2	A2	2	4	3	3	3
				15*	13	4	4	4
H&MS 24	CHERRY POINT	F3D 2	A1	1				
		F3D 2T2	AJ	1				
		F3D 2T2	A1	3	3	3	3	3
		A4D 2	A1	1				
		R4D 8	A2		1	1	1	1
		R4D 6	A2	2				
				8*	4	4	4	4
H&MS 26	NEW RIV JAX	R4D 8	A2	1	2	2	2	2
				1*	2	2	2	2
H&MS 32	CHERRY POINT	F8U 1	A1	5				
		FJ 3M	G9	2				
		A4D 2	A1	16				
		A4D 2	G9	3				
		R4D 8	A2	2				
		R4D 5 6	A2		1	1	1	1
		TV 2	A2	4	3	3	3	3
				32*	4	4	4	4
MARINE FIGHTER SQDNS								
VMF 122	BEAUFORT	F8U 1	A1	19	20	20	20	20
				19*	20	20	20	20
VMF 235	GTMO BAY	F8U 1	A1	1	20	20	20	20
		F8U 1E	A1	18				
		F8U 1E	G9	2				
				21*	20	20	20	20
VMF 333	BEAUFORT	F8U 2	A1		3	16	20	20
		FJ 3M	A1	14	17	4		
		FJ 3M	G9	6				
				20*	20	20	20	20
VMF 312	BEAUFORT	F8U 1	A1	18	20	20	20	20
		F8U 1E	A1	4				
				22*	20	20	20	20
MARINE FIGHTER ALL WEATHER SQDNS								
VMFAW 114	CHERRY POINT	F4D 1	A1	12	20	20	20	20
				12*	20	20	20	20
VMFAW 115	CHERRY POINT	F4D 1	A1	18	20	20	20	20
		F4D 1	G9	4				
				22*	20	20	20	20
MARINE ATTACK SQDNS								
VMA 224	CHERRY POINT	A4D 2	A1	20	20	20	20	20
		A4D 2	G9	1				
				21*	20	20	20	20
VMA 225	ABD ESSEX	A4D 2	A1	11	12	20	20	20
				11*	12	20	20	20
VMA 324	ABD ANTIETAM	A4D 2	A1	20	20	20	20	20
				20*	20	20	20	20
VMA 331	BEAUFORT	A4D 2	A1		20	20	20	20
				*	20	20	20	20
VMA 533	CHERRY POINT	F9F 8	A1	3				
		A4D 2	A1	19	20	20	20	20
		F9F 8B	AJ	3				
		F9F 8B	A1	11				
				35*	20	20	20	20
MARINE COMPOSITE PHOTOGRAPHIC SQDNS								
VMCJ 2	CHERRY POINT	F8U 1P	A1	8	9	9	9	9
		F9F 8P	A1	1				
		F3D 2Q	A1	9	8	7	6	6
				18*	17	16	15	15
MARINE TRANSPORT SQDNS								
VMR 252	CHERRY POINT	R4Q 2	A2	21	20	20	20	20
				21*	20	20	20	20
VMR 353	CHERRY POINT	R4Q 2	A2	10	12	12	9	9
				10*	12	12	9	9
MARINE HELICOPTER TRANSPORT SQDNS								
HMRL 162	NEW RIV JAX	HUS 1	AJ	1				
		HUS 1	A1	19	20	20		
				20*	20	20		
HMRL 264	NEW RIV JAX	HRS 3	A1	10	6	2	2	2
		HUS 1	A1	6	11	18	20	20
				16*	17	20	22	22
HMRL 261	NEW RIV JAX	HUS 1	A1				20	20
				*			20	20
HMRL 262	NEW RIV JAX	HUS 1	AJ	4				
		HUS 1	A1	18	20	20	20	20
		HUS 1A	A	1				
		HUS 1A	AJ	2				
				24*	21	20	20	20
HMRC 263	NEW RIV JAX	HOK 1	A1	14				
		HOK 1	A2		12	12	12	12
		HRS 3	A1	12	12	12	12	12
				26*	24	24	24	24
HMRM 461	ABD CHMPLAIN	HR2S 1	AJ	2				
		HR2S 1	A1	16				
		HR2S 1	A2		18	18	16	13
		HR2S 1	G5	1				
				19*	18	18	16	13
MARINE OBSERVATION SQDNS								
VMO 1	NEW RIV JAX	OE 2	A1	4				
		OE 2	A2		5	5	5	5
		OE 1	A1	9				
		OE 1	A2		7	7	7	7
				13*	12	12	12	12
OPERATIONAL TEST AND EVALUATION FORCE								
VX 1	KEY WEST	S2F 1	A9	4	2	2	2	2
		S2F 1	G9	1				
		P2V 7	A9	3	3	3	3	3
		P5M 2	A9	1	2	2	2	2
		P5M 1	AR	1				
		SNB 5	A9	1				
		SNB 5P	A4		1	1	1	1
		SNB 5P	A6	1				
		HSS 1	A9	1	3	3	3	3
		HSS 1	B	1				
		HSS 1N	A1					1
				14*	11	11	11	12

[redacted]

DECLASSIFIED

TOTAL PROGRAM & NON-PROGRAM AIRCRAFT

TABLE 2 LOCATION OF AIRCRAFT INVENTORY AND PLANNED OPERATING ASSIGNMENTS

BY COMMAND AND UNIT

LANT UNIT	LOCATION	MODEL	INVENTORY STATUS	INVENTORY NO. ON BOARD	PLANNED ASSIGNMENTS 31 DEC 1959	31 MAR 1960	30 JUN 1960	30 SEP 1960
VX 3	OCEANA	F8U 2	A9	5	5	6	6	6
		F8U 1	A9			3	3	3
		F8U 1	B	2				
		F8U 1	G5	1				
		F4D 1	A9	4	4			
		F4D 1	G6	1				
		F4D 1	G9	2				
		R4D 8	A8	1				
		R4D 8	A9		1	1	1	1
		TV 2	B	2				
		F9F 8T	A9	2	1	1	1	1
		SNB 5	A8	1				
				21*	11	11	11	11
VX 6	QUONSET PNT	P2V 7	A8	3	3	3	3	3
		R7V 1	A8	1	1	1	1	1
		R5D 5	A8		1	1	1	1
		R5D 3	A8	1				
		R4D 8	A8	4	4	4	4	4
		R4D 5 6	A8		2	2	2	2
		R4D 6	A8	1				
		R4D 5	A8	1				
		R4D 5	Q1	1				
		UC 1	A8	4	6	6	6	6
		HUS 1A	AQ	2				
		HUS 1A	A8	2	4	4	4	4
				20*	21	21	21	21
NATC LANT	PTXNT RIVER	WF 2	A9	5				
				5*				
FLEET AIRCRAFT SERVICE SQDNS								
FASRON 3	NORFOLK	F11F 1	G9	1				
		F3H 2	G6	1				
		A4D 2	B	2				
		S2F 2	A5	1	1	1		
		S2F 1	A5	1	1	1		
		TF 1	A2	5	5	5		
		TF 1	G9	1				
		SNB 5	A6	12	10	10		
		SNB 5	B	1				
		T 28B	A6	1				
		T 28BD	A6	1				
				27*	17	17		
FASRON 5	OCEANA	F8U 2	G5	1				
		F9F 8	G5	1				
		AD 6	G5	5				
		R4D 5	A2	1				
		TV 2	G5	1				
		SNB 5	A6	2				
		F9F 6K	G5	1				
				12*				
FASRON 9	CECIL FIELD	FJ 3M	G5	1				
		F3H 2	G5	8				
		F3H 2	G9	3				
		R4D 5 6	A2		1			
		R4D 6	A2	1				
		SNB 5	A6	2	2			
				15*	3			
FASRON 51	SANFORD	A3D 2	A	1				
		AD 5N	A2	1				
		R4D 5 6	A2		1			
		R4D 6	A2	1				
		SNB 5	A6	1	2			
				4*	3			
FASRON 102	NORFOLK	WV 2	A2		1	1		
		WV 2	A9	1				
		R5D 4R	A9	1	1	1		
		R4D 5	A5	1				
		R4Y 1	A2	3	3	3		
		UF 1	A8	1	1	1		
		SNB 5	A6	2	2	2		
				9*	8	8		
FASRON 104	ROTA	F8U 1E	H5	1				
		F3H 2	B	3				
		F9F 8P	H5	1				
		A4D 2	H5	1				
		AD 6	B	1				
		AD 6	G5	1				
		AD 5W	G5	1				
		R4D 8	A2	1				
		SN8 5	A6	2	2			
				12*	2			
FASRON 105	ROOSEVLT RDS	UF 2	A2	1				
		UF 1	A2		1			
				1*	1			
FASRON 106	ARGENTIA	R5D 5	A2	1	1	1	1	
		SNB 5	A6	1	1	1	1	
				2*	2	2	2	
FASRON 107	ICELAND	R5D 5	A2		1	1	1	1
		R5D 3	A2	1				
				1*	1	1	1	1
FASRON 108	BRUNSWICK	P2V 7	B	3				
		P2V 3B	A2	1				
		R4D 5	A2	1				
		SNB 5	A6	1				
				6*				
FASRON 111	BERMUDA	UF 2	A2	2	1	1	1	1
				2*	1	1	1	1
FASRON SPC 200	LONDON	R4D 8	A2	2	2	2	2	
		R4D 5 6	A2		1	1	1	
		R4D 5	A2	1				
		R4Y 1	A2	1	1	1	1	
		SNB 5	A6	3	3	3	3	
				7*	7	7	7	
FLEET UTILITY AND DRONE CONTROL SQDNS								
VU 2	QUONSET PNT	FJ 3	A8	10	10	10	10	10
		F2H 4	A8	3				
		JD 1	A8	3	2	1	1	1
		JD 1D	A8	1	1	2	2	2
		TV 2	A8	1				
				18*	13	13	13	13
VU 4	OCEANA	FJ 3	A8	11	10	10	10	10
		FJ 3D	A8	1				
		JD 1	A8	4	3	3	3	3
				16*	13	13	13	13
VU 10	GTMO BAY	FJ 3	A8	3	7	7	7	7
		FJ 3D	A8	3				
		FJ 3D2	A8	2				
		R4D 5	A2	1				
		JD 1	A8	3	5	5	5	5
		SNB 5	A4	1				
				13*	12	12	12	12
DET	JACKSONVILLE	JD 1	A8	2				
				2*				
AIRCRAFT FERRY SQUADRONS								
VRF 31	NORFOLK	R4D 8	A2	2	2	2	2	2
		SNB 5	A2	1	1	1	1	1
				3*	3	3	3	3
FLEET BASES OVERSEAS								
NAVSTA	ARGENTIA	R5D 5	A2	1				
		R5D 5	A8		1	1	1	2
		UF 1 1T	A2		1	1	1	1
		UF 1	A2	1				
		HO4S 3	A2	1	1	1	1	1
		HUS 1A	AK	1				
		HUS 1A	A2		1	1	1	1
				4*	4	4	4	5
NAF	NAPLES	F11F 1	G6	1				
		F4D 1	G6	1				
		A4D 2	G6	1				
		AD 6	G6	1				
		AD 5	A2	4	4	4	4	4
		R5D Z	A2		1	1	1	1
		R5D 2Z	A2	1				
		R4D 8	A2	2	2	2	2	2
		R4Y 1	A2	1	1	1	1	1
		UF 1 1T	A2		1	1	1	1
		UF 1	A2	1				
		SNB 5	A6	6	5	5	5	5
				19*	14	14	14	14
NAF	SIGONELLA	R4D 8	A2	1	1	1	1	1
		SNB 5	A2	1				
		SNB 5	A6		1	1	1	1
				2*	2	2	2	2
NAF	LAJES	UF 2	A2				1	1
		UF 1	A2		1	1		
		UF 1	A6	1				
				1*	1	1	1	1
HDQTRS CMEF	DHAHRAN AFB	R4D 8	A2		1	1	1	1
		R4D 8	A8	1				
				1*	1	1	1	1
NAF ADV BASE	PORT LYAUTEY	R4D 5 6	A2		1	1	1	1
		R4D 5	A2	1				
		UF 2	A2					1
		UF 1	A2	1	1	1	1	
		SNB 5	A6	1	1	1	1	1
		HUP 2	A2	1	1	1	1	1
				4*	4	4	4	4
NAVSTA	ROTA	R4D 8	A2		1	1	1	1
		R4D 5 6	A6		1	1	1	1
		R4D 6	A2	1				
		R4D 5	A2	1				
		SNB 5	A6	1	1	1	1	1
		HUP 2	A2	1	1	1	1	1
				4*	4	4	4	4

TOTAL PROGRAM & NON-PROGRAM AIRCRAFT

DECLASSIFIED

TABLE 2 **LOCATION OF AIRCRAFT INVENTORY AND PLANNED OPERATING ASSIGNMENTS**

BY COMMAND AND UNIT

LANT UNIT	LOCATION	MODEL	INVENTORY STATUS	INVENTORY NO. ON BOARD	PLANNED ASSIGNMENTS 31 DEC 1959	31 MAR 1960	30 JUN 1960	30 SEP 1960
TENTH NAVAL DISTRICT								
COM FIFTEEN	PANAMA	R4Y 1	A2		1	1	1	1
		R4Y 1	A8	1				
				1*	1	1	1	1
NAVSTA	TRINIDAD	UF 2	A2	1	1	1	1	1
				1*	1	1	1	1
NAS 10 NAVDST	GTMO BAY	R4D 5 6	A2		1	1	1	1
		R4D 6	A2	1				
		UF 2	A2	1	1	2	2	2
		UF 1	A2	1	1			
		SNB 5	A6	1	1	1	1	1
		T 34B	A8	1	1	1	1	1
		HUP 2	A2	1	1	1	1	1
				6*	6	6	6	6
NAVSTA	ROOSEVLT RDS	R4D 8	A2	1	2	2	2	2
		R4D 8	A8	1				
		UF 2	A1	1				
		UF 2	A2		1	1	2	2
		UF 1	A2	1	1	1		
		SNB 5	A6	1	1	1	1	1
		HUP 2	A2	1	1	1	1	1
				6*	6	6	6	6
CV AND AV UTILITY AIRCRAFT								
CVA 9 ESSEX	NORFOLK	TF 1	A2	1	1	1	1	1
				1*	1	1	1	1
CVA 11 INTREPD	QUONSET PNT	TF 1	A2	1	1	1	1	1
				1*	1	1	1	1
CVS15 RANDOLPH	NORFOLK	TF 1	A2	1	1	1	1	1
				1*	1	1	1	1
LPH 4 BOXER	NORFOLK	HTL 7	A2			1	1	1
		HTL 5	A2	1	1			
				1*	1	1	1	1
CVS 36 ANTETAM	NEW YORK	TF 1	A2	1	1	1	1	1
				1*	1	1	1	1
CVS 39 CHMPLAN	MAYPORT	TF 1	A2	1	1	1	1	1
				1*	1	1	1	1
CVS 40 TARAWA	NEWPORT	TF 1	A2	1	1	1	1	1
				1*	1	1	1	1
CVA 42 FDR	MAYPORT	TF 1	A2	1	1	1	1	1
				1*	1	1	1	1
CVA 59 FORSTAL	NORFOLK	TF 1	A2	1	1	1	1	1
				1*	1	1	1	1
CVA 60 SARATOG	NEW YORK	TF 1	A2	1	1	1	1	1
				1*	1	1	1	1
CVS 45 VALYFRG	NORFOLK	TF 1	A2	1	1	1	1	1
				1*	1	1	1	1
CVS 18 WASP	NORFOLK	TF 1	A2	1	1	1	1	1
				1*	1	1	1	1
CVA 62 INDPEND	NORFOLK	TF 1	A2	1	1	1	1	1
				1*	1	1	1	1
USS ALBERMARLE	NORFOLK	UF 1	A2	1	1	1	1	1
				1*	1	1	1	1
MARINE AIR FMF & FORCE AVIATION HDQTR SQDNS								
H&HS AFMFLNT	NORFOLK	F9F 8P	A1	2				
		R5D 5R	A2	1				
		R4D 8	A2		1	1	1	1
		R4Y 1	A2	1	1	1	1	1
		TV 2	A6	2	1	1	1	1
		SNB 5	A6	2	2	2	2	2
				8*	5	5	5	5
MARINE FLEET TRAINING SQDNS								
VMT 1	CHERRY POINT	F9F 8T	AK	5				
		F9F 8T	A2	16	20	20	20	20
				21*	20	20	20	20
NAVAL ATTACHES AND MISSIONS LANT								
ATT ATHENS	GREECE	UF 2	A2		1	1	1	1
		UF 1	A8	1				
				1*	1	1	1	1
ATT CAIRO	EGYPT	R4D 5 6	A8		1	1	1	1
		R4D 6	A8	1				
				1*	1	1	1	1
ATT MEXICO CTY	MEXICO	R4D 5 6	A8		1	1	1	1
		R4D 5	A8	1				
				1*	1	1	1	1
ATT NEW DELHI	INDIA	R4D 5 6	A8		1	1	1	1
		R4D 6	A8	1				
				1*	1	1	1	1
ATT OSLO	NORWAY	UF 2	A2		1	1	1	1
		UF 2	A8	1				
				1*	1	1	1	1
ATT PRETORIA	SO AFRICA	R4D 5 6	A8		1	1	1	1
		R4D 6	A8	1				
				1*	1	1	1	1
ATT TEHRAN	IRAN	R4D 5 6	A8		1	1	1	1
		R4D 6	A8	1				
				1*	1	1	1	1
MISSION ANKARA	TURKEY	R4D 5 6	A8		1	1	1	1
		R4D 5	A8	1				
				1*	1	1	1	1
MISSION BOGOTA	COLOMBIA	R4D 5 6	A8		1	1	1	1
		R4D 6	A8	1				
				1*	1	1	1	1
MISSION PTAUPR	HAITI	HRS 3	A8	1	1	1	1	1
				1*	1	1	1	1
MISSION LIMA	PERU	R4D 5 6	A8		1	1	1	1
		R4D 5	A8	1				
				1*	1	1	1	1
MISSION QUITO	ECUADOR	R4D 5 6	A8		1	1	1	1
		R4D 6	A8	1				
				1*	1	1	1	1
MISSION RIO DJ	BRAZIL	R4D 6R	A8	1	1	1	1	1
				1*	1	1	1	1
MISSION VLPRSO	CHILE	R4D 5 6	A8		1	1	1	1
		R4D 6	A8	1				
				1*	1	1	1	1
NAV ADV GROUP	BUENOS AIRES	R4D 5 6	A8		1	1	1	1
		R4D 6	A8	1				
				1*	1	1	1	1
MISSION CUITRU	DOM REP	SNB 5	A8	1	1	1	1	1
				1*	1	1	1	1
PROGRAM OPERATING				1976	1914	1905	1878	1873
OPERATIONAL POOL				226				
TOTAL PROGRAM				2202				
NON PROGRAM (INCLUDING DRONES)				8				
TOTAL INVENTORY				2210				

DECLASSIFIED

[redacted]

TOTAL PROGRAM & NON-PROGRAM AIRCRAFT

TABLE 2 LOCATION OF AIRCRAFT INVENTORY AND PLANNED OPERATING ASSIGNMENTS

BY COMMAND AND UNIT

PAC UNIT	LOCATION	MODEL	INVENTORY STATUS	INVENTORY NO. ON BOARD	PLANNED ASSIGNMENTS 31 DEC 1959	31 MAR 1960	30 JUN 1960	30 SEP 1960
CARRIER AIR GROUPS								
CVG 2								
VA 23	ABD MIDWAY	A4D 2N	A1			6	12	12
		FJ 4B	A1	12	12	6		
				12*	12	12	12	12
VF 24	ABD MIDWAY	F8U 2	A1			6	14	14
		F8U 1	A1	12	14	8		
				12*	14	14	14	14
VF 64	ALAMEDA	F3H 2	A1	10				
		F3H 2	A2	1				
				11*				
VA 65	ALAMEDA	AD 7	A1	9				
				9*				
VA 22	ABD MIDWAY	A4D 2N	A1			6	12	12
		FJ 4B	A1	9	12	6		
		FJ 4B	HO	1				
		FJ 4B	H6	2				
				12*	12	12	12	12
VF 21	ABD MIDWAY	F3H 2	A1	1	14	14	14	14
				1*	14	14	14	14
VA 25	ABD MIDWAY	AD 7	A1	2	12	12	12	12
				2*	12	12	12	12
VAH 8	ABD MIDWAY	A3D 2	A1	9	9	9	9	9
				9*	9	9	9	9
CVG 5								
VF 51	MIRAMAR	F4D 1	A		12	12	12	12
		F4D 1	A1	14				
		F4D 1	HO	1				
				15*	12	12	12	12
VA 52	MIRAMAR	AD 7	A1	2				
		AD 6	AJ	1				
		AD 6	A1	12	12	12	12	12
		AD 5	A1	1				
				16*	12	12	12	12
VF 53	MIRAMAR	F3H 2	A1	14	14	14	14	14
		F3H 2	G9	1				
				15*	14	14	14	14
VA 55	MIRAMAR	A4D 2	A1	11	12	12	12	12
		A4D 2	G9	1				
				12*	12	12	12	12
VA 56	MIRAMAR	A4D 2	A1	10	12	12	12	12
		A4D 2	B	1				
		A4D 2	G6	2				
				13*	12	12	12	12
VAH 4	WHDBY ISLAND	A3D 2	A1	9	15	12	12	12
				9*	15	12	12	12
CVG 9								
VF 91	ALAMEDA	F8U 2	A1	14	14	14	14	14
		F8U 1	A1	4				
		F8U 1	G6	1				
				19*	14	14	14	14
VF 92	ALAMEDA	F3H 2	A1	14	14	14	14	14
				14*	14	14	14	14
VA 93	ALAMEDA	A4D 2	A1	11	12	12	12	12
		A4D 2	B	1				
		A4D 2	G9	1				
				13*	12	12	12	12
VA 94	ALAMEDA	A4D 2	A1	11	12	12	12	
		A4D 2	G6	1				
		A4D 2N	A1					12
				12*	12	12	12	12
VA 95	ALAMEDA	AD 7	A1	12	12	12	12	12
		AD 7	HO	1				
		AD 5	A1	1	1			
				14*	13	12	12	12
VAH 6	WHDBY ISLAND	A3D 2	A1	9	12	12	12	12
		A3D 2	G9	3				
		A3D 2	HO	1				
				13*	12	12	12	12
CVG 11								
VF 111	ATSUGI	F11F 1	A1	8	14	14	14	14
		F11F 1	HO	1				
				9*	14	14	14	14
VA 112	MIRAMAR	A4D 2	A1	6				
		A4D 2N	A1		12	12	12	12
		A4D 1	A1	6				
				12*	12	12	12	12
VA 113	ATSUGI	A4D 2	A1	12	12	12	12	12
				12*	12	12	12	12
VF 114	ATSUGI	F3H 2	A1		14	14	14	14
		F3H 2N	A1	14				
				14*	14	14	14	14
VA 115	ABD SHANGRLA	AD 7	A1	11	12	12	12	12
				11*	12	12	12	12
VAH 4 C	ABD SHANGRLA	A3D 2	A1	4				
				4*				
CVG 12								
VF 121	MIRAMAR	F11F 1	B	11				
		F3H 2M	A4	7	14	14	14	10
		F3H 2M	B	5				
		F3H 2M	G9	2				
		F3H 2M	HO	1				
		F3H 2	A4	23	20	20	20	20
		F3H 2	B	4				
		F4H 1	A4				1	7
		F3D 2T2	A1		5	5	5	5
		F3D 2T2	A4	2				
		T2V 1	A4				10	10
		TV 2	A4		1	2	2	2
		F9F 8T	A1	1				
		F9F 8T	A4	20	20	21	23	23
				76*	60	62	75	77
VA 122	NORTH ISLAND	AD 7	AM	1				
		AD 7	A1		5	5	5	5
		AD 7	A4	5				
		AD 6	AM	1				
		AD 6	A1		12	12	12	12
		AD 6	A4	9				
		AD 5	A1		2	2		
		AD 5	A4	2				
		AD 5N	A1	4				
		AD 5N	A4	8				
		SNB 5	A4	1				
		T 28B	AM	4				
		T 28B	A4	7	10	10	10	10
				42*	29	29	27	27
VF 124	MOFFETT FLD	F8U 2	A4		2	2	12	12
		F8U 1	A4	17	25	25	25	25
		F8U 1	B	3				
		F8U 1	G6	2				
		F8U 1	HN	1				
		F8U 1E	A4	9				
		F8U 2N	A4					6
		TV 2	A4		8	8	8	8
		F9F 8T	AM	1				
		F9F 8T	A4	26	24	25	26	26
				59*	59	60	71	77
VA 125	MOFFETT FLD	A4D 2	A4				10	18
		A4D 2	G9	1				
		A4D 2N	A4					7
		A4D 1	A4	24	31	31	24	3
		A4D 1	G6	1				
		A4D 1	G9	3				
				29*	31	31	34	28
VA 126	MIRAMAR	FJ 4	A4		12			
		FJ 4	B	19				
		FJ 4	G6	1				
		FJ 4	G9	1				
		FJ 4	Y	1				
		A4D 2	A4					7
		A4D 2N	A4			5	5	10
		A4D 1	A4	8	10	10	8	
		FJ 4B	A4	8	17	17	17	17
		FJ 4B	G5	1				
		FJ 4B	G9	3				
				42*	39	32	30	34
VAH 123	WHDBY ISLAND	A3D 2T	A5		2	4	4	4
		A3D 2	A5	2				
		A3D 1	A5	5	10	10	10	10
		A3D 1	G9	1				
		P2V 3B	A5	4	3			
		F9F 8T	A4		4	4	4	4
		F9F 8T	A5	4				
				16*	19	18	18	18

[redacted]

[redacted]

24

DECLASSIFIED

TOTAL PROGRAM & NON-PROGRAM AIRCRAFT

TABLE 2 LOCATION OF AIRCRAFT INVENTORY AND PLANNED OPERATING ASSIGNMENTS

BY COMMAND AND UNIT

PAC UNIT	LOCATION	MODEL	INVENTORY STATUS	INVENTORY NO. ON BOARD	PLANNED ASSIGNMENTS 31 DEC 1959	31 MAR 1960	30 JUN 1960	30 SEP 1960
CVG 14								
VF 141	MIRAMAR	F3H 2	A1	13	14	14	14	14
				13*	14	14	14	14
VF 142	MIRAMAR	F8U 2	A1	14	14	14	14	14
		F8U 1	A1	2				
		F8U 1	G9	3				
				19*	14	14	14	14
VA 144	MIRAMAR	FJ 4B	A1	11	12	12	12	12
		FJ 4B	HO	1				
		FJ 4B	H9	3				
				~~18*~~	~~12~~	~~12~~	~~12~~	~~12~~
VA 145	MIRAMAR	AD 6	A1	12	12	12	12	12
				12*	12	12	12	12
VA 146	ABD RANGER	FJ 4B	A1	9	12	12	12	12
		FJ 4B	G9	6				
				15*	12	12	12	12
CVG 15								
VF 151	ABD HANCOCK	F3H 2	A1	12	14	14	14	14
				12*	14	14	14	14
VA 152	ABD HANCOCK	AD 6	A1	12	12	12	12	12
				12*	12	12	12	12
VA 153	ABD HANCOCK	A4D 2	A1	12	12	12	12	12
				12*	12	12	12	12
VF 154	ABD HANCOCK	F8U 1	A1		14	14	14	14
		F8U 1E	A1	12				
				12*	14	14	14	14
VA 155	ABD HANCOCK	A4D 2	A1	12	12			
		A4D 2N	A1			12	12	12
				12*	12	12	12	12
VAH 4 D	ABD HANCOCK	A3D 2	A1	2				
		A3D 2	G6	1				
				3*				
VAH 2	WHDBY ISLAND	A3D 2	A1	5	7	9	9	9
		A3D 2	G9	4				
				9*	7	9	9	9
CVG 19								
VF 191	MOFFETT FLD	F8U 1	A1				14	14
		F11F 1	A1	13	14	14		
				13*	14	14	14	14
VA 192	ABD RICHARD	A4D 2	A1	12	12	12	12	12
				12*	12	12	12	12
VF 193	MOFFETT FLD	F3H 2	A1	14	14	14	14	14
		F3H 2	B	8				
				22*	14	14	14	14
VF 195	MOFFETT FLD	A4D 2	A1	12	12	12	12	12
		A4D 2	B	1				
				13*	12	12	12	12
VA 196	MOFFETT FLD	AD 6	A1	12	12	12	12	12
		AD 5	G5	1				
				13*	12	12	12	12
VAH 7	ABD KITTYHWK	A3D 2	A1					5
				*				5
CVG 21								
VF 211	ABD LEXINGTN	F8U 1	A1		14	14	14	14
		F11F 1	A1	13				
				13*	14	14	14	14
VA 212	ABD LEXINGTN	FJ 4B	A1	12	12	12	12	12
		FJ 4B	G6	1				
				13*	12	12	12	12
VF 213	ABD LEXINGTN	F3H 2	A1		14	14	14	14
		F4D 1	A1	12				
				12*	14	14	14	14
VA 215	ABD LEXINGTN	AD 6	A1	12	12	12	12	12
				12*	12	12	12	12
VA 216	MOFFETT FLD	FJ 4B	A1	8	12	12	12	12
		FJ 4B	G9	5				
				13*	12	12	12	12
VAH 4 L	CUBI PNT	A3D 2	A1	4				
				4*				
COMPOSITE PHOTOGRAPHIC SQDNS								
VCP 61	AGANA	F8U 1P	A1	6	9	12	12	12
		A3D 2P	A1	2	5	5	5	5
		AJ 2P	A1	8				
		AJ 2P	A4		5	2		
		TV 2	A4	1	1	1	1	1
		SNB 5P	A4	1	1	1	1	1
				18*	21	21	19	19
VCP 63	MIRAMAR	F8U 1P	A1	18	25	25	25	25
		F8U 1P	B	4				
		F8U 1P	G9	2				
		F9F 8P	A1	3				
		A3D 2P	A1		2	5	5	4
		F9F 8T	A4	1	1	1	1	1
		SNB 5P	A4	1	1	1	1	1
				29*	29	32	32	31
DET C	ABD SHANGRLA	F9F 8P	A1	3				
				3*				
DET E	MIRAMAR	F8U 1P	A1	3				
				3*				
DET L	ABDLEXINGTON	F9F 8P	A1	3				
				3*				
VEP 63 DET M	MIRAMAR	F8U 1P	A1	3				
				3*				
AIR EARLY WARNING SQDNS								
VAW 11	NORTH ISLAND	AD 5	A1	2	1			
		AD 5Q	AJ	1				
		AD 5Q	A1	19	8	8	8	8
		TF 1Q	A1	2	2	2	2	2
		WF 2	A1		9	13	15	16
		AD 5W	A1	28	30	26	22	20
		S2F 1	A1	1				
				53*	50	49	47	46
DET C	BARBERS PNT	AD 5W	A1	3				
				3*				
DET CN	ABD SHANGRLA	AD 5N	AJ	1				
		AD 5N	A1	1				
				2*				
DET LN	CUBI PNT	AD 5N	AJ	1				
		AD 5N	A1	1				
				2*				
DET LW	CUBI PNT	AD 5W	A1	3				
				3*				
DET P	ABD HORNET	F2H 4	A1	4				
		F2H 3	A1	1				
				5*				
VAW 13	AGANA	AD 5Q	A1		6	8	8	8
		WF 2	A1				3	3
		AD 5W	A1		9	9	9	9
				*	15	17	20	20
DET A	CUBI PNT	AD 5W	A1	3				
				3*				
DET D	CUBI PNT	AD 5W	A1	3				
				3*				
INTERCEPTOR SQDN								
VFAW 3	NORTH ISLAND	F3D 2	A4	1				
		F3D 2T2	AJ	3				
		F3D 2T2	A1	3	3	3	3	3
		F4D 1	A1	24	25	25	25	25
		F4D 1	B	8				
		F4D 1	G6	1				
		SNB 5	A8	1	1			
				41*	29	28	28	28
GUIDED MISSLE SERVICE SQDN								
GMSRON 1	BARBERS PNT	FJ 3D	A1	5	8	8	8	8
		F9F 5KD	A1	3	2	2	2	2
		TV 2D	A2	2	3	3	3	3
		TV 2D	EN	1				
				11*	13	13	13	13
DET S	NAHA	F9F 5KD	A1	2	2			
				2*	2			
DET Z	POINT MUGU	FJ 4	A1	1	1	1	1	1
		FJ 3D	A1	2	4	4	4	4
		F9F 5KD	A1	2	2	2	2	2
		TV 2D	A2	3	3	3	3	3
				8*	10	10	10	10

[redacted]

DECLASSIFIED

TOTAL PROGRAM & NON-PROGRAM AIRCRAFT

[redacted]

TABLE 2 LOCATION OF AIRCRAFT INVENTORY AND PLANNED OPERATING ASSIGNMENTS

BY COMMAND AND UNIT

PAC UNIT	LOCATION	MODEL	INVENTORY STATUS	INVENTORY NO. ON BOARD	PLANNED ASSIGNMENTS 31 DEC 1959	31 MAR 1960	30 JUN 1960	30 SEP 1960
ELECTRONIC COUNTER MEASURE SQDNS								
VQ 1	IWAKUNI	A3D 2Q	A1		2	7	8	8
		A3D 1Q	A1	1	1	1		1
		P4M 1Q	A1	4	4			
		P4M 1Q	G6	1				
		P2V 5F	A1	1	2	2	2	2
		WV 2Q	A1		1	3	3	3
		TV 2	A4	2				
		TV 2	A6		2	2	2	2
				9*	12	15	15	16
CARRIER ANTI SUBMARINE SQDNS								
VS 21	ABD KEARSRGE	S2F 3	A1				1	2
		S2F 2	A1	4	2	2	2	1
		S2F 1	A1	16	18	18	18	18
		S2F 1	B	2				
				22*	20	20	21	21
VS 23	LOS ALAMITOS	S2F 2	A1	4	2	2	2	2
		S2F 1	A1	16	18	18	18	18
		S2F 1	B	4				
		S2F 1	G9	4				
				28*	20	20	20	20
VS 37	LOS ALAMITOS	S2F 2	A1	3	3	3	3	3
		S2F 2	B	1				
		S2F 1	A1	16	17	17	17	17
		S2F 1	B	1				
		S2F 1	G9	1				
				22*	20	20	20	20
VS 38	ABD HORNET	S2F 2	A1	4	3	3	3	3
		S2F 1	A1	18	17	17	17	17
				22*	20	20	20	20
HELICOPTER ANTI SUBMARINE SQDNS								
HS 2	REAM FLD	SNB 5	A4	1	1	1		
		HSS 2	A1				1	3
		HSS 1	AJ	1				
		HSS 1	A1	13	14	14	14	13
				15*	15	15	15	16
HS 4	REAM FLD	SNB 5	A4	1	1	1		
		HSS 1N	AJ	1				
		HSS 1N	A1	13	14	14	14	16
				15*	15	15	14	16
HS 6	ABD KEARSRGE	HSS 1	A1	12	12	3		
		HSS 1N	A1	4	2	11	14	16
				16*	14	14	14	16
HS 8	ABD HORNET	SNB 5	A4		1	1		
		HSS 1	A1	15	14	14	7	
		HSS 1N	A1				7	16
				15*	15	15	14	16
PATROL SQDNS LAND PLANE								
VP 1	IWAKUNI	P2V 7	A1	12	12	12	12	12
				12*	12	12	12	12
VP 2	WHDBY ISLAND	P2V 7	A1	12	12	12	12	12
				12*	12	12	12	12
VP 4	NAHA	P2V 5F	A1	11	12	12	12	12
		P2V 5F	G9	3				
				14*	12	12	12	12
VP 6	BARBERS PNT	P2V 5F	A1	12	12	12	12	12
				12*	12	12	12	12
VP 9	ALAMEDA	P2V 7	A1	13	12	12	12	12
				13*	12	12	12	12
VP 17	WHDBY ISLAND	P2V 5F	A1		12	12	12	12
				*	12	12	12	12
VP 19	ALAMEDA	P2V 7	A1	15	12	12	12	12
				15*	12	12	12	12
VP 22	BARBERS PNT	P2V 5F	A1	11	12	12	12	12
				11*	12	12	12	12
VP 28	BARBERS PNT	P2V 5F	AJ	2				
		P2V 5F	A1	11	12	12	12	12
				13*	12	12	12	12
PATROL SQDNS SEA PLANE								
VP 40	SANGLEY PNT	P5M 1	A1	12	12	12	12	12
				12*	12	12	12	12
VP 42	SANGLEY PNT	P5M 1	A1	12	12	12	12	12
				12*	12	12	12	12
VP 46	NORTH ISLAND	P5M 1	A1	12	12	12	12	12
				12*	12	12	12	12
VP 47	ALAMEDA	P5M 2	A1	12	12	12	12	12
				12*	12	12	12	12
VP 48	IWAKUNI	P5M 2	A1	12	12	12	12	12
				12*	12	12	12	12
VP 50	WHDBY ISLAND	P5M 2	A1	9	12	12	12	12
				9*	12	12	12	12
MINING SQDNS								
VAHM 10	KODIAK	P2V 5F	AJ	1				
		P2V 5F	A1	11				
				12*				
FLEET AIR EARLY WARNING SQDNS								
VW 1	AGANA	WV 2	A2	8	9	9	9	9
		WV 2	D9	1				
		R7V 1	A5	1	1	1	1	1
				10*	10	10	10	10
VW 3	AGANA	WV 2	A2	8	9	9	9	9
		WV 2	D9	1				
		R7V 1	A5	1	1	1	1	1
				10*	10	10	10	10
BARRIER SQUADRONS DISTANT WARNING								
AIRBARSRON 2	BARBERS PNT	WV 2	A2	29	25	25	25	25
(VW 12 AND 14 INCLUDED)		WV 2	D9	5				
		R7V 1	A5	4	3	3	3	3
		R7V 1	D9	1				
		SNB 5	A5	2	1	1		
				41*	29	29	28	28
HELICOPTER RECONNAISSANCE SAR SQDNS								
HU 1	REAM FLD	SNB 5	A4	1	1			
		HO4S 3	A2	1	1	1	1	1
		HRS 3	A2	6	6	4	2	2
		HU2K 1	A2				1	1
		HUS 1A	A2	2	2			
		HUL 1	A2	4	6	6	7	7
		HUL 1	EJ	3				
		HUP 3	A2			2	6	13
		HUP 2	A2	14	32	31	24	18
		HTL 7	A2	2				
		HTL 7	A4		4	5	6	6
				33*	52	49	47	48
DET 1	OPPAMA	HUP 2	A2	15	2	2	2	2
				15*	2	2	2	2
FLEET TACTICAL SUPPORT SQDNS								
VR 21	BARBERS PNT	R6D 1	A2	11	12	12	12	12
		R6D 1Z	A2	2	2	2	2	2
		R5D Z	A2		1	1	1	1
		R5D 2Z	A2	1				
				14*	15	15	15	15
DET	NORTH ISLAND	R5D 5Z	A2	1	1	1	1	1
		R4Y 1	A2	2	3	3	3	3
		TF 1	A2	4	5	5	6	6
				7*	9	9	10	10
DET	ATSUGI	R5D Z	A2		1	1	1	1
		R5D 2Z	A2	1				
		TF 1	A2	8	9	9	9	9
		TF 1	G9	2				
				11*	10	10	10	10

[redacted]

[redacted]

TOTAL PROGRAM & NON-PROGRAM AIRCRAFT

DECLASSIFIED

TABLE 2 LOCATION OF AIRCRAFT INVENTORY AND PLANNED OPERATING ASSIGNMENTS

BY COMMAND AND UNIT

PAC UNIT	LOCATION	MODEL	INVENTORY STATUS	INVENTORY NO. ON BOARD	PLANNED ASSIGNMENTS 31 DEC 1959	31 MAR 1960	30 JUN 1960	30 SEP 1960
MARINE HEADQUARTERS SQDNS								
MARS 17	IWAKUNI	FJ 4	A1	3	2			
		FJ 4	B	3				
		A4D 1	B	1				
		R5D 2 3	A2		2	2	2	2
		R5D 3	A2	1				
		R4D 8	AK	1				
		R4D 8	A2	3	4	4	4	4
		~~TV 2~~	~~A4~~	~~2~~				
		TV 2	A6		2	2	2	2
		SNB 5	A4	3				
		HOK 1	A1		2	2	2	2
		HUK 1	A2	2	2	2	2	2
				20*	14	12	12	12
H&MS 11	ATSUGI	F8U 1E	B	1				
		FJ 4	A1		2			
		F4D 1	A1		4	4	4	4
		F4D 1	G6	1				
		F4D 1	G9	2				
		FJ 4B	A1			4	4	4
		R4D 8	A2	1	1	1	1	1
		TV 2	AM	1				
		TV 2	A2		3	3	3	3
		TV 2	A4	3				
				9*	10	12	12	12
H&MS 12	IWAKUNI	A4D 2	B	5				
		A4D 1	A1	3				
		R4D 8	A2	1	1	1	1	1
		TV 2	A2		3	3	3	3
		TV 2	A4	2				
				11*	4	4	4	4
H&MS 13	KANEOHE	F8U 1E	B	1				
		FJ 4	A1		4	4	4	4
		FJ 4	B	6				
		AD 5	A1	1				
		R5D 4R	A2	1	1	1	1	1
		R4D 5 6	A2		1	1	1	1
		R4D 6	A8	1				
		F9F 8T	A2		3	3	3	3
		F9F 8T	A4	2				
				12*	9	9	9	9
H&MS 15	EL TORO	F4D 1	B	2				
		A4D 2	B	2				
		R4D 5 6	A2		1	1	1	1
		R4D 5	AK	1				
		R4D 5	A2	1				
		F9F 8T	A2	3	3	3	3	3
				9*	4	4	4	4
H&MS 16	OPPAMA	HOK 1	AK	1				
		HOK 1	A1		2	2	2	2
		HUS 1	A	1				
		HUS 1	A1	1				
		HUS 1A	A1		4	4	4	4
		HUS 1A	A2	3				
				6*	6	6	6	6
MARS 37	EL TORO	F4D 1	A1		4	4	4	4
		R5D 2 3	A1		1	1	1	
		R5D 4R	A2		1	1	1	1
		R4D 8	A2	2	2	2	2	2
		R4D 5 6	A2		2	2	2	2
		R4D 6	A2	2				
		TV 2	A6	7	3	3	3	3
		SNB 5	A6	1	1	1		
				12*	14	14	13	12
H&MS 33	EL TORO	F8U 1P	B	5				
		F3D 2Q	A1	9				
		R4D 5 6	A2		1	1	1	1
		R4D 6	A2	1				
		TV 2	A2	1				
		F9F 8T	A2	3	3	3	3	3
				19*	4	4	4	4
H&MS 36	SANTA ANA	HUS 1A	A1	1	1			
				1*	1			

PAC UNIT	LOCATION	MODEL	INVENTORY STATUS	INVENTORY NO. ON BOARD	PLANNED ASSIGNMENTS 31 DEC 1959	31 MAR 1960	30 JUN 1960	30 SEP 1960
MARINE FIGHTER SQDNS								
VMF 232	KANEOHE	F8U 1	A1	1	20	20	20	20
		F8U 1E	A1	20				
				21*	20	20	20	20
VMF 251	EL TORO	F8U 1	A1		20	20	20	20
		F8U 1E	A1	19				
		F8U 1E	HO	1				
				20*	20	20	20	20
VMF 323	EL TORO	F8U 1	A1	14	20	20	20	20
		F8U 1	B	3				
		F8U 1	G5	3				
		F8U 1	G9	2				
				22*	20	20	20	20
VMF 334	EL TORO	F8U 1	A1	12	20	20	20	20
		F8U 1	G5	3				
		F8U 1E	A1	1				
				16*	20	20	20	20
VMF 451	ATSUGI	F8U 2	A1		8	20	20	20
		FJ 4	A1	21				
		FJ 4	G5	1				
				22*	8	20	20	20
MARINE ALL WEATHER FIGHTER SQDNS								
VMFAW 115	ATSUGI	F4D 1	A1	11				
				11*				
VMFAW 314	ATSUGI	F4D 1	A1	16	20	20	20	20
		F4D 1	B	2				
		F4D 1	G6	2				
		F4D 1	G9	1				
		F4D 1	HO	1				
				22*	20	20	20	20
VMFAW 513	EL TORO	F4D 1	A1	19	20	20	20	20
		F4D 1	B	2				
		F4D 1	G9	2				
				23*	20	20	20	20
VMFAW 531	ATSUGI	F4D 1	A1	7	20	20	20	20
		F4D 1	G6	1				
				8*	20	20	20	20
VMFAW 542	EL TORO	F4D 1	A1	12	20	20	20	20
		F4D 1	G9	8				
				20*	20	20	20	20
MARINE ATTACK SQDNS								
VMA 121	EL TORO	A4D 2	A1	16	20	20	20	20
		A4D 2	G9	4				
				20*	20	20	20	20
VMA 211	IWAKUNI	A4D 2N	A1			5	20	20
		A4D 1	A1	21	20	15		
				21*	20	20	20	20
VMA 212	KANEOHE	FJ 4B	A1	17	20	20	20	20
		FJ 4B	G9	5				
				22*	20	20	20	20
VMA 214	KANEOHE	FJ 4B	A1	15	20	20	20	20
		FJ 4B	G9	5				
				20*	20	20	20	20
VMA 223	EL TORO	FJ 4	B	4				
		FJ 4B	A1	12	20	20	20	20
		FJ 4B	G9	1				
				17*	20	20	20	20
VMA 311	EL TORO	A4D 2	A1	17	20	20	20	20
		A4D 2	G9	3				
				20*	20	20	20	20
VMA 332	IWAKUNI	A4D 2	A1	20	20	20	20	20
				20*	20	20	20	20
MARINE COMPOSITE PHOTOGRAPHIC SQDNS								
VMCJ 1	IWAKUNI	F8U 1P	A1	7	6	6	6	6
		F3D 2Q	A1	8	9	9	9	9
		F3D 2Q	HO	1				
				16*	15	15	15	15
VMCJ 3	EL TORO	F8U 1P	A1	6	12	12	12	12
		F3D 2Q	A1		7	5	5	5
				6*	19	17	17	17

[redacted]

DECLASSIFIED

TABLE 2 LOCATION OF AIRCRAFT INVENTORY AND PLANNED OPERATING ASSIGNMENTS

BY COMMAND AND UNIT

PAC UNIT	LOCATION	MODEL	INVENTORY STATUS	INVENTORY NO. ON BOARD	PLANNED ASSIGNMENTS 31 DEC 1959	31 MAR 1960	30 JUN 1960	30 SEP 1960
MARINE TRANSPORT SQDNS								
VMR 253	IWAKUNI	R5D 2 3	A2		10	10	10	10
		R5D 3	A2	4				
		R5D 3	D3	2				
		R5D 2	A2	4				
		R4Q 2	A1		8	8	8	8
		R4Q 2	A2	9				
		R4Q 2	D3	1				
				20*	18	18	18	18
VMR 352	EL TORO	R5D 2 3	A2		14	12	12	12
		R5D 5	A2	1	2	5	5	5
		R5D 3	A2	11				
		R5D 3	G6	1				
		R5D 2	A2	5				
		R4Q 2	A2	5	5	5	5	5
				23*	21	22	22	22
MARINE HELICOPTER TRANSPORT SQDNS								
HMRL 161	KANEOHE	OE 1	A2	3				
		HRS 3	A1		15	15	15	15
		HRS 3	A2	14				
		HUS 1	A1				2	6
				17*	15	15	17	21
HMRL 163	SANTA ANA	HUS 1	AJ	3				
		HUS 1	A1	19	20	22	24	24
				22*	20	22	24	24
HMRL 261	ABDTHETISBAY	HUS 1	AJ	1				
		HUS 1	A1	16	24	24	24	24
				17*	24	24	24	24
HMRL 361	ABD PRINCETN	HUS 1	A1	24	20	22	24	24
				24*	20	22	24	24
HMRL 362	ABDTHETISBAY	HUS 1	AJ	1				
		HUS 1	A1	18	24	24	24	24
				19*	24	24	24	24
HMRC 363	EL TORO	HOK 1	AJ	7				
		HOK 1	A1	4	12	12	12	12
		HRS 3	A1	11	12	12	12	12
				22*	24	24	24	24
HMRM 462	SANTA ANA	HR2S 1	A1	17	16	16	16	13
		HR2S 1	HO	1				
				18*	16	16	16	13
MARINE OBSERVATION SQDNS								
VMO 2	SUKIRON	OE 1	A1		14	14	14	14
		OE 1	A2	8				
		OE 1	HO	1				
		SNB 5	A6		1	1		
		HOK 1	AK	4				
		HOK 1	A1		12	12	12	12
		HOK 1	A2	5				
				18*	27	27	26	26
VMO 6	CAMP PENDLET	OE 2	AJ	2				
		OE 2	A1	10	10	10	10	10
				12*	10	10	10	10
OPERATIONAL TEST AND EVALUATION FORCE								
VX 4	POINT MUGU	F3H 2	A1		3	3	3	3
		F3H 2	A9	4				
		F3D 2T2	A1		3	3	3	3
		F3D 2T2	A9	3				
		F4D 1	A1		4	4	4	4
		F4D 1	A9	4				
		A4D 2	A9	1				
		A4D 2	G9	1				
		A4D 1	A9	2				
		F9F 8T	A9	1				
		SNB 5	A6	1	1			
		F9F 6K	A8	9				
		F9F 6K	A9	5				
				31*	11	10	10	10
VX 5	CHINA LAKE	A4D 2	A9	4	2	2	2	2
		A4D 2	G9	1				
		A4D 2N	A9		4	4	4	4
		FJ 4B	A9	3	2	2	2	2
		FJ 4B	G9	1				
		FJ 4B	HO	1				
		~~A3J 1~~	~~A9~~			1	1	1
		A3D 2	A9	1	1	1	1	1
		AD 5N	A9	1				
		AD 5W	A1		1	1	1	1
		AD 5W	A9	1				
		TV 2	A6	2	1	1	1	1
		F9F 8T	A6	1				
		SNB 5	A6	1	1			
				17*	12	12	12	12
FLEET AIRCRAFT SERVICE SQDNS								
FASRON 4	NORTH ISLAND	FJ 4	A6	1				
		F2H 3	A	1				
		F3H 2	B	3				
		F3H 2N	B	1				
		F3H 2N	G9	1				
		F4D 1	A	2				
		F4D 1	G5	1				
		AD 5	A6		1	1		
		R4D 8	A2	1	1	1	1	
		TF 1	A2	5	3	3	3	
		TV 2	A6	3				
		F9F 8T	A6	3	3	3	3	3
		SNB 5	A6	7	4	4	4	4
		SNB 5P	A6	1				
				30*	12	12	11	7
DET A	LOS ALAMITOS	TF 1	A2	2	1	1	1	
		SNB 5	A6	2	1	1	1	1
				4*	2	2	2	1
FASRON 10	MOFFETT FLD	F11F 1	B	5				
		F11F 1	G9	3				
		F2H 3	H6	1				
		AD 5	A6	1				
		TF 1	A2	3	3			
		TV 2	A6	1				
		F9F 8T	A6	2	2			
				16*	5			
FASRON 11	ATSUGI	F8U 1	B	1				
		F11F 1	B	2				
		F3H 2	B	2				
		F9F 8P	B	1				
		A4D 2	B	1				
		FJ 4B	B	3				
		AD 6	B	3				
		AD 5N	B	1				
		AD 5W	B	1				
		TF 1	A2		1			
		TF 1	A6	1				
		TV 2	A	2				
		TV 2	A6	4	5			
		TV 2	B	2				
		SNB 5	A	1				
		SNB 5	A6	6	6			
				31*	12			
FASRON 12	MIRAMAR	F11F 1	G6	1				
		F3H 2	A	1				
		F3H 2	B	5				
		AD 5	A6	1	1	1		
		TF 1	A2		1	1		
		TF 1	A6	2				
		TV 2	A6	1				
		F9F 8T	A6	3	3	3		
				14*	5	5		
FASRON 110	NORTH ISLAND	P5M 1	B	4				
		SNB 5	A6	2	2	2	2	
				6*	2	2	2	
FASRON 114	KODIAK	UF 2	A2		1	1	1	1
		UF 1	A2	1				
				1*	1	1	1	1
FASRON 117	BARBERS PNT	F9F 6D	F6	1				
		FJ 3D	F6	2				
		P5M 1	H6	1				
		R4D 5	F6	1				
		TF 1	A2	2	2	2	2	
		TV 2	F6	1				
		F9F 8T	A6	3	3	3	3	3
		SNB 5	A6	5	5	5	5	5
				16*	10	10	10	8
FASRON 118	NAHA	TF 1	A2	1	1			
		UF 1	A2	1	1			
		SNB 5	A6	3	3			
		HUS 1	EN	2				
				7*	5			
FASRON 119	SANGLEY PNT	SNB 5	A6	2				
				2*				
FASRON 120	IWAKUNI	UF 1	AK	1				
		UF 1	A2		1			
		SNB 5	A6	2	2			
				3*	3			

[redacted]

TOTAL PROGRAM & NON-PROGRAM AIRCRAFT

DECLASSIFIED

TABLE 2 LOCATION OF AIRCRAFT INVENTORY AND PLANNED OPERATING ASSIGNMENTS

BY COMMAND AND UNIT

PAC UNIT	LOCATION	MODEL	INVENTORY STATUS	INVENTORY NO. ON BOARD	PLANNED ASSIGNMENTS 31 DEC 1959	31 MAR 1960	30 JUN 1960	30 SEP 1960
FLEET UTILITY AND DRONE CONTROL SQDNS								
VU 1	BARBERS PNT	FJ 4	A8		5	5	5	5
		F9F 8P	A8	1				
		F9F 6D	A8	2				
		AD 5	A2		6	6	6	6
		AD 5	A8	4				
		JD 1	A8	2				
		F9F 8T	A4		1	1	1	1
		F9F 8T	A8	1				
		SNB 5P	A8	1	1	1	1	1
		HUK 1	AQ	1				
		HUK 1	A8		1	1	1	1
		HUP 2	A8	2	1	1	1	1
		F6F 5K	A8	4				
				18*	15	15	15	15
VU 3	BROWN FIELD	FJ 3D2	A8	5	5	6	6	6
		P2V 5FD	A8	1	1	1	1	1
		JD 1D	A8	5	2	2	2	2
		F9F 8T	A4		2	2	2	2
		F9F 8T	A8	2				
		SNB 5	A8	1	1	1	1	1
		T 28BD	A8	1	3	3	3	3
				15*	14	15	15	15
VU 5	ATSUGI	F9F 8P	A8	1				
		JD 1	A8	2	4	4	4	4
		JD 1	HO	1				
		SNB 5P	A8	1	1	1	1	1
				5*	5	5	5	5
DET A	CUBI PNT	AD 5	A2		2	2	2	2
		JD 1	A8	3				
				3*	2	2	2	2
DET B	NAHA	FJ 4	A8	5				
		FJ 3D2	A8		1	5	6	6
		P2V 5FD	A8	1	1	1	1	1
		SNB 5P	A8	1	1	1	1	1
		HUS 1A	A8	1				
				8*	3	7	8	8
VU 7	BROWN FIELD	FJ 4	A8	11	16	16	16	16
		FJ 4	B	4				
		R4D 5 6	A8		1	1	1	1
		R4D 5	A8	1				
		JD 1	A8	10	10	10	10	10
		SNB 5P	A8	2	1			
				28*	28	27	27	27
AIRCRAFT FERRY SQUADRONS								
VRF 32	NORTH ISLAND	R4D 8	A2	1	1	1	1	1
		R4D 5 6	A2		1	1	1	1
		R4D 6	A2	1				
		SNB 5	A2	1	1	1	1	1
				3*	3	3	3	3
FLEET AIR GUNNERY SCHOOL								
FL AIR GUN SCH	YUMA	F8U 1	A4	5	8			
		F8U 1	G9	1				
		F8U 1E	A4	2				
		FJ 4	A4	4	4			
		F4D 1	AJ	1				
		F4D 1	A4	7	8			
		F4D 1	G5	1				
		A4D 2	A4	4				
		A4D 2	G6	1				
		A4D 2	G9	1				
		FJ 4B	A4	4	6			
		FJ 4B	G5	1				
		FJ 4B	G9	1				
		AD 5	A2	1	1			
		SNB 5	A4	1	1			
				35*	28			

PAC UNIT	LOCATION	MODEL	INVENTORY STATUS	INVENTORY NO. ON BOARD	PLANNED ASSIGNMENTS 31 DEC 1959	31 MAR 1960	30 JUN 1960	30 SEP 1960
FLEET BASES OVERSEAS								
NAS	AGANA	R5D 2 3	A2		1	1	1	1
		R5D 3	G6	1				
		UF 2	A2	1	2	3	3	3
		UF 1	AK	1				
		UF 1	A2	1	1			
		SNB 5	A6	1	1	1	1	1
		HUK 1	AK	2				
		HUK 1	A2		2	2	2	2
		HUP 2	A2	1				
				8*	7	7	7	7
NAS	ATSUGI	R4D 8	A2	1	1	1	1	1
		TF 1	A2			2	2	2
		TV 2	A6		2	5	5	5
		SNB 5	A6	1	1	7	7	7
		HUP 2	A2	2	2	2	2	2
				4*	6	17	17	17
NAS CUBI PNT	CUBI PNT	F8U 1E	HO	1				
		AD 6	A6	1				
		AD 6	G6	1				
		AD 5	A6		1	1		
		TF 1	A2	1	2	2	2	2
		UF 2	A2		1	1	1	1
		UF 1	A2	1				
		TV 2	A6	2	2	2	2	2
		SNB 5	A6	4	3	3	3	3
		HUK 1	A2	2	2	2	2	2
				13*	11	11	10	10
NAF	NAHA	TF 1	A2			1	1	1
		UF 1	A2	1	1	2	2	2
		SNB 5	A6			3	3	3
				1*	1	6	6	6
NAF	GPPAMA	F8U 1	G6	1				
		FJ 4	G9	3				
		F3H 2	G6	2				
		F4D 1	G6	3				
		F4D 1	G9	1				
		F9F 8P	C9	2				
		F9F 8P	F6	7				
		A4D 2	G6	2				
		A4D 1	G6	1				
		FJ 4B	H9	1				
		AD 7	B	1				
		AJ 2	EJ	4				
		OE 1	C	1				
		OE 1	D1	2				
		R4D 8	F6	1				
		UF 1	A2	2	3	3	3	3
		UF 1	B	1				
		UF 1	D1	1				
		JD 1	F6	2				
		SNB 5	D1	4				
		SNB 5	F1	1				
		HOK 1	D1	3				
		HOK 1	G6	1				
		HUS 1	D1	6				
		HUS 1	G6	1				
		HUK 1	D1	1				
		HUP 2	D1	6				
				61*	3	3	3	3
NAVSTA	SANGLEY PNT	R5D 2 3	A2		1	1	1	1
		R5D 2	A8	1				
		R4D 5 6	A2		1	1	1	1
		R4D 6	A8	1				
		UF 1	A2	1	1	1	1	1
		SNB 5	A6		2	2	2	2
		HUK 1	AK	1				
		HUK 1	A2		1	1	1	1
				4*	6	6	6	6
COMNAVFORJAPAN	YOKOSUKA	R4D 8	A2	1	1	1	1	1
				1*	1	1	1	1
FL AIR DET	IWAKUNI	UF 2	A2					1
		UF 1	A2			1	1	
		SNB 5	A6			2	2	2
				*		3	3	3

DECLASSIFIED

TABLE 2 LOCATION OF AIRCRAFT INVENTORY AND PLANNED OPERATING ASSIGNMENTS

BY COMMAND AND UNIT

PAC UNIT	LOCATION	MODEL	INVENTORY STATUS	INVENTORY NO. ON BOARD	PLANNED ASSIGNMENTS 31 DEC 1959	31 MAR 1960	30 JUN 1960	30 SEP 1960
NAVAL BASES AND NAVAL AIR STATIONS								
NAS ALAMEDA	ALAMEDA	F8U 1	A	2				
		F8U 1	I9	1				
		F9F 8	C	1				
		FJ 4	A	2				
		F2H 3	A	1				
		F2H 3	B	1				
		F9F 8P	Y	1				
		FJ 3D2	C9	4				
		F9F 5KD	C9	2				
		A4D 1	G9	1				
		FJ 4B	A	3				
		AD 6	Y	9				
		AD 5	C9	2				
		P2V 5F	B	3				
		P2V 5F	G5	1				
		P2V 5F	H5	1				
		OE 1	C9	1				
		R4D 6	C9	1				
		UF 2	A	1				
		UF 2	C	1				
		UF 2	C9	1				
		JD 1	A	4				
		F9F 8T	C9	1				
		TV 2D	C9	1				
				46*				
NAS NORTH ISL	NORTH ISLAND	F3H 2N	G9	9				
		F3H 2N	H4	4				
		F4D 1	B	3				
		F4D 1	G9	7				
		HRS 3	B	2				
				25*				
FOURTEENTH NAVAL DISTRICT								
NAVSTA 14 ND	KWAJALEIN	UF 2	A2		1	3	4	4
		UF 1	A2	4	3	1		
				4*	4	4	4	4
NAS 14 NAVDST	BARBERS PNT	R5D 2 3	A2		1	1	1	1
		R5D 3	A2	1				
		R4D 8	A2	1	1	1	1	1
		SNB 5	A6	2	2	2	2	2
		HUK 1	AK	2				
		HUK 1	A2		2	2	2	2
				6*	6	6	6	6
NAVSTA 14 ND	MIDWAY	UF 2	A2	1	3	3	3	3
		UF 1	A2	2				
		UF 1	EJ	1				
				4*	3	3	3	3
NAS 14 NAVDST	PEARL HARBOR	SNB 5	A6	1	1	1	1	1
				1*	1	1	1	1
SEVENTEENTH NAVAL DISTRICT								
NAVSTA 17 ND	ADAK	UF 2	A2	2	2	2	2	2
				2*	2	2	2	2
NAVSTA 17 ND	KODIAK	R5D 2 3	A2		2	2	2	2
		R5D 3	A8	2				
		R5D 3	G6	1				
				3*	2	2	2	2
CV AND AV UTILITY AIRCRAFT								
LPH 5 PRINCETN	PT HUENEME	HRS 3	A2	1				
				1*				
LPH 6 THETIS B	LOS ANGELES	HRS 3	A6	1				
				1*				

PAC UNIT	LOCATION	MODEL	INVENTORY STATUS	INVENTORY NO. ON BOARD	PLANNED ASSIGNMENTS 31 DEC 1959	31 MAR 1960	30 JUN 1960	30 SEP 1960
MARINE AIR FMF & FORCE AVIATION HQTRS SQDN								
HHS AFMFPAC	EL TORO	R5D 4R	A2		1	1	1	1
		R5D 4R	A8	1				
		R4D 8	A2		1	1	1	1
		R4D 8	A8	1				
		R4Y 1	A2		1	1	1	1
		R4Y 1	A8	1				
		TV 2	A6	1	2	2	2	2
		SNB 5	A6	2	1			
				6*	6	5	5	5
FLEET BASES OVERSEAS USMC								
MCAS IWAKUNI	IWAKUNI	HUP 2	A2	2				
				2*				
MCAS 14 ND	KANEOHE	R4D 5 6	A8		1	1	1	1
		R4D 6	A2	1				
		F9F 8T	A6	2	2	2	2	2
		SNB 5	A6	2	2	2	1	1
		HRS 3	A2	2	2	2	2	2
				7*	7	7	6	6
MARINE FLEET TRAINING SQDNS								
VMT 2	EL TORO	F9F 8T	AM	2				
		F9F 8T	A1	1				
		F9F 8T	A2		20	20	20	20
		F9F 8T	A4	17				
				20*	20	20	20	20
NAVAL ATTACHES AND MISSIONS PAC								
ATT DJAKARTA	JAVA	UF 1	A8	1				
				1*				
ATT MELBOURNE	AUSTRALIA	R4D 5 6	A8		1	1	1	1
		R4D 6	A8	1				
				1*	1	1	1	1
MAAG BANGKOK	THAILAND	SNB 5	A8	2	1	1	1	1
				2*	1	1	1	1
MAAG SAIGON	VIETNAM	R4D 5 6	A8		1	1	1	1
		R4D 5	A8	1				
				1*	1	1	1	1
MAAG TSO YING	TAIWAN	R4D 5 6	A8		1	1	1	1
		R4D 5	A8	1				
				1*	1	1	1	1
NAVSECMAAGTAIP	TAIWAN	TF 1	A8	1	1	1	1	1
				1*	1	1	1	1
COMDEFTAIWAN	FORMOSA	R4D 8Z	A2	1	1	1	1	1
				1*	1	1	1	1
PROGRAM OPERATING				2252	2325	2301	2317	2326
OPERATIONAL POOL				437				
TOTAL PROGRAM				2689				
NON PROGRAM (INCLUDING DRONES)				18				
TOTAL INVENTORY				2707				

[redacted]

DECLASSIFIED

[redacted]

TOTAL PROGRAM & NON-PROGRAM AIRCRAFT

TABLE 2 **LOCATION OF AIRCRAFT INVENTORY AND PLANNED OPERATING ASSIGNMENTS**

BY COMMAND AND UNIT

NABS UNIT	LOCATION	MODEL	INVENTORY STATUS	INVENTORY NO. ON BOARD	PLANNED ASSIGNMENTS 31 DEC 1959	31 MAR 1960	30 JUN 1960	30 SEP 1960
FIRST NAVAL DISTRICT								
NAS 1 NAV DST	QUONSET PNT	R4D 8	A8	1	1	1	1	1
		R4Y 1	A8	1	1	1	1	1
		TF 1	A2	3				
		TF 1	A8		3	3	3	3
		UF 2	A8	1	1	1	1	1
		T2V 1	A6		6	6	6	6
		TV 2	A6	6				
		JRB 6	A6	3	1	1		
		SNB 5	A6	11	10	10	11	11
		SNB 5P	A8	1	1	1	1	1
		HUP 2	A8	2	3	3	3	3
				29*	27	27	27	27
NAS 1 NAV DST	BRUNSWICK	UF 1	A8	1	1	1	1	1
		SNB 5	A6	1	1	1	1	1
		HUP 2	A6	1				
		HUP 2	A8		1	1	1	1
				3*	3	3	3	3
NADU	SO WEYMOUTH	R4D 8	A8	1				
		SNB 5	A8	1	1	1	1	1
				2*	1	1	1	1
THIRD NAVAL DISTRICT								
NTDC	PORT WASHNGT	SNB 5	A6	1				
		SNB 5	A8		1	1	1	1
				1*	1	1	1	1
FOURTH NAVAL DISTRICT								
NAS 4 NAV DST	JOHNSVILLE	R4D 6	A6	1	1	1	1	1
		JRB 6	A6	1				
		SNB 5	A6	6	5	5	5	5
				8*	6	6	6	6
NAS 4 NAV DST	LAKEHURST	R4D 6	A8	1	1	1	1	1
		SNB 5	A6	2	2	2	2	2
				3*	3	3	3	3
FIFTH NAVAL DISTRICT								
NAS 5 NAV DST	NORFOLK	R5D 3	A8	1				
		R4D 8	A8	1	2	2	2	2
	(INCLUDING BAMR)	R4D 8	Y	1				
		R4D 8Z	A8	1	1	1	1	1
		TF 1	A8	1	1	1	1	1
		SNB 5	A6	6	5	5	5	5
		SNB 5P	A8	1	1	1	1	1
		T 28B	A8	6	6	6	6	6
				18*	16	16	16	16
NAS 5 NAV DST	OCEANA	R4D 8	AQ	1				
		R4D 8	A8		1	1	1	1
		T2V 1	A6		4	7	7	7
		TV 2	A6	4				
		SNB 5	A8	4	2	4	4	4
		HUP 2	A8	2	2	2	2	2
				11*	9	14	14	14
SIXTH NAVAL DISTRICT								
NAS 6 NAV DST	JACKSONVILLE	R4Q 1	A8	1				
		R4D 8	A8	1	1	1	1	1
		R4D 8	B	1				
		R4D 5 6	A8		3	3	3	3
		R4D 6	A8	1				
		R4D 5	A8	1				
		R4Y 1	A8	1	1	1	1	1
		TF 1	A8	4	5	5	5	5
		UF 1	A8	1	1	1	1	1
		TV 2	AO	1				
		TV 2	A6	5	5	5	5	5
		TV 2	B	1				
		SNB 5	A6	7	6	6	6	6
		SNB 5	B	1				
		HOK 1	A8		1	1	1	1
		HOK 1	B	1				
		HUP 2	A8	1	1	1	1	1
				28*	24	24	24	24
NAS 6 NAV DST	KEY WEST	AD 5	A6	1	1	1	1	1
		R5D 2 3	A8		1	1	1	1
		R5D 3	A8	1				
		UF 1	A8	1	1	1	1	1
		TV 2	A6	3	2	2	2	2
		JRB 6	A6	1	1	1		
		SNB 5	A6	1			1	1
		HUP 2	A2	1				
		HUP 2	A8		1	1	1	1
				9*	7	7	7	7
NAAS 6 NAV DST	MAYPORT	AD 4B	A6	1				
		TV 2	A6	1	1	1	1	1
		SNB 5	A6		1	1	1	1
		HUP 2	A8	1	1	1	1	1
				3*	3	3	3	3
NAAS 6 NAV DST	SANFORD	R4D 5 6	A8		1	1	1	1
		R4D 5	A8	1				
		T2V 1	A6			2	5	5
		TV 2	A6	2	1	1	1	1
		SNB 5	A6				2	2
		SNB 5	A8	1				
		HUP 2	A8	1	1	1	1	1
				5*	3	5	10	10
NAS 6 NAV DST	CECIL FIELD	TV 2	A6	4	2	2		
		SNB 5	A6	2	1	1	2	2
		HUP 2	A8	1	1	1	1	1
				7*	4	4	3	3
NINTH NAVAL DISTRICT								
COMNAVCONAD	COLORADO SPR	R4D 8	A8	1	1	1	1	1
		R4Y 1	A8	1	1	1	1	1
		TV 2	A6	1				
		TV 2	A8	1	2	2	2	2
				4*	4	4	4	4
NAVCRUIT STA	DENVER	SNB 5	A6	2	2	2	2	2
				2*	2	2	2	2
ELEVENTH NAVAL DISTRICT								
PAC MISSLE RNG	POINT MUGU	F8U 1P	A8	1	1	1	1	1
		AD 5Q	A8	2	2	2	2	2
		S2F 1	A8	2	2	2	2	2
		WV 2	A8	2	3	3	3	3
		WV 2	A9	1				
		R7V 1	A8	1				
		R5D 2 3	A8		3	3	3	3
		R5D 3	A8	1				
		R5D 2	A8	2				
		R4D 5	A8	1	1	1	1	1
		SNB 5	A8	1	1	1	1	1
		HUS 1A	A8	1	1	1	1	1
				15*	14	14	14	14
NAF 11 NAV DST	CHINA LAKE	R4D 8	A8		1	1	1	1
		R4D 5	A8		1	1	1	1
		HRS 3	A8		1	1	1	1
		HRS 3	A9	1				
				1*	3	3	3	3
NAS 11 NAV DST	NORTH ISLAND	R4D 5 6	A8		1	1	1	1
		R4D 6	A8	1				
	(INCLUDING BAMR)	R4Y 1	A8	1	1	1	1	1
		TV 2	A6	2	3	3	3	3
		SNB 5	A6	3	3	3	3	3
		T 28B	A6	1	2	2	2	2
		HOK 1	AQ	1				
				9*	10	10	10	10
NAF 11 NAV DST	LITCHFLD PRK	R4D 6	A7	1				
		R4D 6	A8		1	1	1	1
		SNB 5	A6	1	1	1	1	1
				2*	2	2	2	2
NAS 11 NAV DST	MIRAMAR	R4D 8	A8	1	1	1	1	1
		T2V 1	A6			3	9	9
		TV 2	A6	3	3	3		
		SNB 5	A6	2	2	2	2	2
		HUP 2	A8	1	1	1	1	1
				7*	7	10	13	13
NAS 11 NAV DST	POINT MUGU	R4D 8	A8	1				
		TV 2	A8	3	3	3	3	3
		SNB 5	A6	5	6	6	6	6
		HUP 2	AO	1				
		HUP 2	A8	1	2	2	2	2
				11*	11	11	11	11
NMF	PNT ARGUELLO	SNB 5	A8	1				
				1*				
NAAS 11 NAVDST	BROWN FIELD	SNB 5	A6	1	1	1	1	1
				1*	1	1	1	1
NAAS 11 NAVDST	REAM FLD	JRB 6	A6	1	1	1		
		SNB 5	A6				1	1
				1*	1	1	1	1
TWELFTH NAVAL DISTRICT								
NAS 12 NAV DST	ALAMEDA	R5D 3	A2		1	1	1	1
		R5D 3	A8	1				
		R4D 8	A8	5	3	3	3	3
		TF 1	A2	4				
		TF 1	A8		4	4	4	4
		UF 1	A8	1	1	1	1	1
		TV 2	A6	6	7	7	7	7
		SNB 5	A6	6	7	7	7	7
		SNB 5P	A8	1	1	1	1	1
		HUP 2	AO	1				
		HUP 2	A8		1	1	1	1
				25*	25	25	25	25

[redacted]

DECLASSIFIED

TOTAL PROGRAM & NON-PROGRAM AIRCRAFT

TABLE 2 LOCATION OF AIRCRAFT INVENTORY AND PLANNED OPERATING ASSIGNMENTS

BY COMMAND AND UNIT

NABS UNIT	LOCATION	MODEL	INVENTORY STATUS	INVENTORY NO. ON BOARD	PLANNED ASSIGNMENTS 31 DEC 1959	31 MAR 1960	30 JUN 1960	30 SEP 1960
NAAS 12 NAVDST	FALLON	R5D 3	A8	1	1	1	1	1
		T2V 1	A6			3	6	6
		TV 2	AO	1				
		TV 2	A6		2	2	2	2
		TV 2	A8	1				
		HO4S 3	A8	2	2	2	2	2
				5*	5	8	11	11
NAS 12 NAV DST	MOFFETT FLD	TV 2	A6	3	3	3		
		SNB 5	A6	6	4	4	4	4
		HUP 2	A6	1				
		HUP 2	A8	1	2	2	2	2
				11*	9	9	6	6
NAF 12 NAVDST	MONTEREY	AD 5	A4	4				
		AD 5	A6		4	4	4	4
		JRB 6	A6	4	3	2		
		SNB 5	A6	22	25	26	28	28
		T 28B	A6	11	11	11	11	11
		R4D 7	A4	1				
		HUP 2	A8	1	1	1	1	1
				43*	44	44	44	44
THIRTEENTH NAVAL DISTRICT								
NAS 13 NAV DST	WHDBY ISLAND	R5D 2 3	A8		2	2	2	2
		R5D 2	A2	1				
		R4D 8	A8	1	1	1	1	1
		R4D 5 6	A8		2	2	2	2
		R4D 6	A2	1				
		R4D 5	A2	1				
		TF 1	A2	1				
		UF 2	A2	1				
		UF 2	A8		1	1	1	1
		TV 2	A6	2	2	2	2	2
		SNB 5	A6	3	3	3	3	3
		SNB 5P	A8	1				
		HO4S 3	A2	2				
		HO4S 3	A8		2	2	2	2
				14*	13	13	13	13
POTOMAC RIVER NAVAL COMMAND								
NAS ANACOSTIA	ANACOSTIA	R5D 5	A8	1	1	1	1	1
		R5D 4R	A8	1	1	1	1	1
		R5D 2	A8		1	1	1	1
		R5D 3Z	B	1				
		R4Y 2	A8	1	1	1	1	1
		R4Y 1	A8	4	4	4	4	4
		R4Y 1Z	A8	1	1	1	1	1
		T2V 1	A6	5	6	6	6	6
		TV 2	A6	1				
		JRB 6	A6	6	7	7		
		JRB 6	B	8				
		JRB 6	EJ	1				
		SNB 5	A6	39	41	41	45	45
		SNB 5	B	2				
		SNB 5P	A6	1				
		SNB 5P	A8	1	2	2	2	2
		T 28B	A6	11	11	11	11	11
				84*	76	76	73	73
NAF	DAHLGREN	SNB 5	A6		1	1	1	1
		SNB 5	A8	1				
				1*	1	1	1	1
NAS PTXNT RIV	PTXNT RIVER	R4D 5	A8	1				
		UF 1	A2	1				
		UF 1	A8		1	1	1	1
		TV 2	A6	3				
		F9F 8T	A6	1	1	4	4	4
		SNB 5	A6	7	3	3	3	3
		HOK 1	A8		1	1	1	1
		HUP 2	A2	1				
				14*	6	9	9	9
SEVERN RIVER NAVAL COMMAND								
NAF ANNAPOLIS	ANNAPOLIS	UF 1	A3	1	10	8	8	8
		UF 1	A6	6				
		UF 1T	A6	4				
		HUP 2	A8	1	1	1	1	1
				12*	11	9	9	9
BUAER INSPECTORS AND REPRESENTATIVES								
BAGR CEN DIST	DAYTON	R4D 8	A8	1	1	1	1	1
		R4D 5	A8	1				
		SNB 5	A6	2				
		SNB 5	A8		2	2	2	2
				4*	3	3	3	3
BAGR WSTRN DST	LOS ANGELES	R4D 8	A8	1	1	1	1	1
		SNB 5	A8		1	1	1	1
				1*	2	2	2	2
BAR AKRON	AKRON	SNB 5	A8	1	1	1	1	1
				1*	1	1	1	1
BAR BALTIMORE	BALTIMORE	JRB 6	A8	1				
		SNB 5	A8		1	1	1	1
				1*	1	1	1	1
BAR BUFFALO	BUFFALO	SNB 5	A6	1				
		SNB 5	A8		1	1	1	1
				1*	1	1	1	1
BAR BURBANK	BURBANK	SNB 5	A8	1	1	1	1	1
				1*	1	1	1	1
BAR COLUMBUS	COLUMBUS	SNB 5	A6	4				
		SNB 5	A8		2	2	2	2
				4*	2	2	2	2
BAR EST HRTFRD	EST HARTFORD	SNB 5	A8	1	1	1	1	1
				1*	1	1	1	1
BAR EL SEGUNDO	EL SEGUNDO	R4D 8	A8	1				
		SNB 5	A8	2	1	1	1	1
				3*	1	1	1	1
BAR INDIANPLIS	INDIANAPOLIS	SNB 5	A8	1	1	1	1	1
				1*	1	1	1	1
BAR ST LOUIS	ST LOUIS	SNB 5	A8	1	1	1	1	1
				1*	1	1	1	1
BAR TETERBORO	TETERBORO	SNB 5	A8	1	1	1	1	1
				1*	1	1	1	1
MARINE CORPS BASES AND AIR STATIONS								
HMX 1	QUANTICO	HOK 1	AR	1				
		HOK 1	A9	3	4	4	4	4
		HRS 3	A9	4	4	4	2	2
		HUS 1	AR	1				
		HUS 1	A9	11	12	12	12	12
		HUS 1Z	A9	2	4	4	4	4
		HR2S 1	A9	2	2	2	2	2
		HUS 1A	A9	2				
				26*	26	26	24	24
MCAAS	YUMA	R4D 8	A8	1	1	1	1	1
		R4D 5	A8	1	1	1	1	1
		TV 2	A6	2	3	3	3	3
		TV 2	A8	1				
		SNB 5	A6	2	1	1	1	1
		HOK 1	A8		1	1	1	1
		HRS 3	A8		1	1	1	1
				7*	8	8	8	8
MCAS SO&ES	EL TORO	R5D 2 3	A8		1	1	1	1
		R4D 8	A8	2	2	2	2	1
		TV 2	A6	2	2	2	2	2
		SNB 5	AO	1				
		SNB 5	A6	3	2	2	1	1
		HOK 1	A8	1	1			
		HRS 3	A8	1	1	2	2	2
				10*	9	9	8	7
MCAS SO&ES	CHERRY POINT	AD 5	A6	1				
		R5D 5	A8		1	1	1	1
		R5D 3	AO	1				
		R5D 3	A8	1	1	1	1	1
		R4D 8	A8	2	2	2	2	2
		R4D 6	A8	1				
		R4D 5	A8	1				
		TV 2	A6	3	2	2	2	2
		SNB 5	A6	2	2	2	1	1
		HOK 1	A6	1				
		HRS 3	A8	1	2	2	2	2
		HRS 1	A6	1				
				15*	10	10	9	9
MCAS AES 12	QUANTICO	AD 6	A6	7				
		AD 6	A8		7	7	7	7
		AD 5	A8		2			
		AD 5	B	4				
		R4D 8	A8	2	2	2	2	2
		JRB 6	A6	1	1	1		
		SNB 5	A6	6	6	6	6	6
		SNB 5P	A6	1				
		SNB 5P	A8		1	1	1	1
		T 34B	B	9				
				30*	19	17	16	16

DECLASSIFIED

TOTAL PROGRAM & NON-PROGRAM AIRCRAFT

TABLE 2 **LOCATION OF AIRCRAFT INVENTORY AND PLANNED OPERATING ASSIGNMENTS**

BY COMMAND AND UNIT

NABS UNIT	LOCATION	MODEL	INVENTORY STATUS	INVENTORY NO. ON BOARD	PLANNED ASSIGNMENTS 31 DEC 1959	31 MAR 1960	30 JUN 1960	30 SEP 1960
MCAF	NEW RIV JAX	R4D 6	A8		1	1	1	1
		R4D 5	A8	1				
		JRB 6	A6	1				
		SNB 5	A6	4	4	4	3	3
				6*	5	5	4	4
MCAF	SANTA ANA	SNB 5	AQ	1				
		SNB 5	A6	1	2	2	1	1
				2*	2	2	1	1
HQ MC FLT SECT	ANACOSTIA	R4D 8	A8	2	2	2	2	2
		R4Y 2	A8	1	1	1	1	1
		T2V 1	A6	2				
		SNB 5	A6	5	5	4	3	3
		T 28B	A6	6	6	6	6	6
		T 28B	G6	1				
				17*	14	13	12	12

NABS UNIT	LOCATION	MODEL	INVENTORY STATUS	INVENTORY NO. ON BOARD	PLANNED ASSIGNMENTS 31 DEC 1959	31 MAR 1960	30 JUN 1960	30 SEP 1960
MCAAS	BEAUFORT	R4D 8	A8	1	1	1	1	1
		R4D 5	A8	1				
		TV 2	A6	2	2	2	1	1
		SNB 5	A6		1	1	1	1
		SNB 5	A8	1				
		HRS 3	A8	1	2	2	2	2
		HRS 3	A9	1				
				7*	6	6	5	5
PROGRAM OPERATING				499	467	478	473	472
OPERATIONAL POOL				31				
TOTAL PROGRAM				530				
NON PROGRAM (INCLUDING DRONES)								
TOTAL INVENTORY				530				

NATRA

NAVAL AIR BASIC TRAINING COMMAND

NABS UNIT	LOCATION	MODEL	INVENTORY STATUS	INVENTORY NO. ON BOARD	PLANNED ASSIGNMENTS 31 DEC 1959	31 MAR 1960	30 JUN 1960	30 SEP 1960
BTG 7	MEMPHIS	T2J-1	A3				29	29
		T2J 1	A4	7				
		T2V 1	A3	52	55	55	55	55
		T2V 1	G9	5				
		SNB 5	A6	2	2	2	2	2
		T 28B	A3	33	45	45	24	24
		T 28B	A6	2	2	2	2	2
				101*	104	104	112	112
NAAS NABTC	SAUFLEY FLD	TT 1	A3	11	10			
		SNB 5	A6	3	2	2	2	2
		T 34B	AL	43				
		T 34B	A3	110	156	156	156	156
		T 34B	B	15				
		T 34B	G6	1				
		T 28B	A6	8	6	6	6	6
		T 28C	A3	57	50	50	50	50
		T 28C	G6	1				
				249*	224	214	214	214
NAAS NABTC	WHITING FLD	SNB 5	A6	5	5	4	4	4
		T 28B	A3	224	193	184	199	199
		T 28B	A6	1	4	4	4	4
		T 28B	G6	2				
		T 28C	A3	100	100	100	100	100
				332*	302	292	307	307
NAS NABTC	PENSACOLA	F11F 1	A4	7	6	6	6	6
		AD 5	A8	2				
	(INCLUDING BAMR)	R5D 2 3	A8		1	1	1	1
		R5D 2	A8	1				
		R5D 4R	A8	2	1	1	1	1
		R5D Z	A8		1	1	1	1
		R5D 3Z	A8	1				
		R4D 8	A8	2	2	2	2	2
		R4Y 1	A8	1	1	1	1	1
		UF 1 1T	A8		2	2	2	2
		UF 1	A8	2				
		T2J 1	AL	2				
		T2J 1	A3		71	100	100	100
		T2J 1	A4	19				
		T2V 1	A3	61	46	41	12	12
		T2V 1	G9	6				
		T2V 1	Y	1				
		F9F 8T	A4	1	1	1	1	1
		SNB 5	A3	21	26			
		SNB 5	A6	10	6	5	4	4
		SNB 5	A8	5	6	5	4	4
		SNB 5P	A8	1	1	1	1	1
		T 34B	A4	3	2	2	2	2
		T 28B	A3	10				
		T 28B	A4	2	4	4	4	4
		T 28B	A6	5	4	4	4	4
		HO4S 3	G6	1				
		HRS 3	A8	1	2	2	2	2
		HUP 2	A8	2	1	1	1	1
				179*	184	180	149	149
HTG 1	ELLYSON FLD	SNB 5	A6	3	3	2	2	2
		T 28B	A6	2	2	2	2	2
		HO4S 3	AM	2				
		HO4S 3	A4	18	19	19	19	19
		HRS 3	A8	1				
		HUP 2	A4	12	19	19	17	17
		HTL 7	AM	2				
		HTL 7	A4	9	8	4		
		HTL 6	A4	28	31	33	35	35
				77*	82	79	75	75
ZTG 1	GLYNCO	ZS2G 1	B	1				
				1*				
CVS 36ANTETAM	PENSACOLA	SNB 5	A6	1	1			
				1*	1			

NATRA

NAVAL AIR ADVANCED TRAINING COMMAND

NABS UNIT	LOCATION	MODEL	INVENTORY STATUS	INVENTORY NO. ON BOARD	PLANNED ASSIGNMENTS 31 DEC 1959	31 MAR 1960	30 JUN 1960	30 SEP 1960
NAAS-NAATC	KINGSVILLE	F11F 1	A3	40	54	64	74	74
		F11F 1	G9	3				
		F9F 8	AL	14				
		F9F 8	A3	5				
		F9F 8B	AL	40				
		F9F 8B	A3	15	26	26	26	26
		S2F 1	A3	2				
		S2F 1T	A3	29				
		S2F 1T	G9	1				
		R4D 8	AQ	1				
		R4D 8	A8		1	1	1	1
		R4D 6	A8	1	1	1	1	1
		R4D 5	A8		1	1	1	1
		F9F 8T	AL	5				
		F9F 8T	A3	48	50	50	50	50
		F9F 8T	EN	1				
		SNB 5	A6	2	2	2	2	2
		HRS 3	A8		2	2	2	2
		HUP 2	A8	1	1	1	1	1
				208*	138	148	158	158
NAS NAATC	CRPS CHRISTI	AD 6	A3	27	24	22	21	21
		AD 5	A3	5	5	5	5	5
		AD 5N	A3	6				
		AD 5N	B	2				
		AD 5N	G6	1				
		S2F 1	A3	5				
		S2F 1T	A3	44				
		S2F 1 1T	A3		47	47	47	47
		P2V6M 6T	A3		12	13	15	
		P2V 6T	A3	8				
		P2V 6T	B	4				
		P2V 3	A3	10	6	3	2	
		P5M 1	AL	1				
		P5M 1	A3	7				
		R5D 2	A8		1	1	1	1
		R5D 2	G6	1				
		R5D Z	A8		1	1	1	1
		R5D 1Z	A8	1				
		R4D 8	A8	1	1	1	1	1
		TV 2	A6	6	2			
		TV 2	A8	1				
		SNB 5	A3	37	35	34	30	30
		SNB 5	A6	6	6	5	4	4
		SNB 5	G6	2				
		SNB 5P	A8		1	1	1	1
		R4D 7	A5	4	3	3	3	3
		HRS 3	A8	2	2	2	2	2
				181*	146	138	133	116
NAAS NAATC	CHASE	F9F 8	AL	17				
		F9F 8	A3	11	35	29	14	14
		F9F 8	B	5				
		F9F 8B	AL	55				
		F9F 8B	A3	17	66	74	88	88
		F9F 8B	B	5				
		R4D 8	A8	1	1	1	1	1
		R4D 6	A8	1	1	1	1	1
		F9F 8T	A3	52	50	50	50	50
		F9F 8T	G6	1				
		F9F 8T	Y	1				
		SNB 5	A6	2	2	2	2	2
		HO4S 3	A8	1				
		HRS 3	A8	1	1	1	1	1
		HUP 2	A8	1	1	1	1	1
				171*	157	159	158	158
JTTU	OLATHE	F9F 8	A4	2				
		F9F 8B	A4	13				
		TV 2	AN	1				
		F9F 8T	A4	5				
		SNB 5	A6	1				
				22*				

DECLASSIFIED

[redacted]

TABLE 2 LOCATION OF AIRCRAFT INVENTORY AND PLANNED OPERATING ASSIGNMENTS

BY COMMAND AND UNIT

NATRA UNIT	LOCATION	MODEL	INVENTORY STATUS	INVENTORY NO. ON BOARD	PLANNED ASSIGNMENTS 31 DEC 1959	31 MAR 1960	30 JUN 1960	30 SEP 1960
NAAS NAATC	PORT ISABEL	SNB 5	A8	1	1	1	1	1
		HRS 3	A8	1	1	1	1	1
		HUP 2	A8		1	1	1	1
				2*	3	3	3	3
NAAS NAATC	NEW IBERIA	S2F 1	A3		30	30	30	30
		SNB 5	A6				1	1
		T 34B	A6	1				
		HRS 3	A8				2	2
				1*	30	30	33	33
NAVAL AIR TECHNICAL TRAINING COMMAND								
NATECHTRAU	LAKEHURST	R4D 7	A4	1	1	1	1	1
				1*	1	1	1	1
NATECHTRAU	OLATHE	T2V 1	A5			5	5	5
		TV 2	A5	4	5			
		SNB 5	A5	4	4	4	4	4
		T 34B	A5	7	7	7	7	7
		T 34B	8	2				
				17*	16	16	16	16
NATECHTRAU	PENSACOLA	F9F 8P	A4	3	4	4	4	4
		F9F 6P	AM	1				
		F9F 6P	A4	2				
		F9F 6P	EN	1				
		SNB 5P	A5	8	8	8	8	8
		T 28B	A6	2	2	2	2	2
				17*	14	14	14	14
NATECHTRAU	PHILADELPHIA	SNB 5	A6	1	1	1	1	1
				1*	1	1	1	1

NATRA UNIT	LOCATION	MODEL	INVENTORY STATUS	INVENTORY NO. ON BOARD	PLANNED ASSIGNMENTS 31 DEC 1959	31 MAR 1960	30 JUN 1960	30 SEP 1960
NAS	GLYNCO	R4D 8	A8	1	1	1	1	1
		SNB 5	A8	7	6	6	6	6
		HRS 3	A8		1	1	1	1
				8*	8	8	8	8
NAVCICOFFSCOL	GLYNCO	FJ 4	A4			18	32	32
		F2H 3	A4	40	42	24	10	10
		F2H 3	B	3				
		F2H 3	Y	1				
		AD 5N	A4		4	4	4	4
		WV 2	A4	6	5	4	4	4
		T2V 1	A4	3	4	4	4	4
				53*	55	54	54	54
NAS	MEMPHIS	R4D 8	A8	2	2	2	2	2
		R4Y 1	A8	1	1	1	1	1
		TV 2	A6	3	3			
		SNB 5	A6	9	9	9	9	9
		SNB 5P	A6	1	1	1	1	1
		T 28B	A6	3	3	3	3	3
		HRS 3	A8	1	1	1	1	1
				20*	20	17	17	17
PROGRAM OPERATING				1575	1486	1458	1453	1436
OPERATIONAL POOL				67				
TOTAL PROGRAM				1642				
NON PROGRAM (INCLUDING DRONES)								
TOTAL INVENTORY				1642				

NART

USNR AIRCRAFT FOR RESERVE TRANS POOL

NART UNIT	LOCATION	MODEL	INVENTORY STATUS	INVENTORY NO. ON BOARD	PLANNED ASSIGNMENTS 31 DEC 1959	31 MAR 1960	30 JUN 1960	30 SEP 1960
NAS NRT TRS PL	GLENVIEW	AD 5	A4		1	1	1	1
		AD 5	A8	1				
		R5D 4R	A4		2	2	2	2
		R5D 4R	A8	1				
		R5D 4R	EN	1				
		R4D 8	A4		1	1	1	1
		R4D 8	A8	1				
		R4Y 1	A4		1	1	1	1
		R4Y 1	A8	1				
		SNB 5	A4		1	1	1	1
		SNB 5	A8	1				
				6*	6	6	6	6
U S NAVAL RESERVE AIRCRAFT								
NARTU	ANACOSTIA	AD 6	A4	3				
		AD 5	AM	1				
		AD 5	A4	7	11	11	11	11
		AD 5	A8	1				
		AD 5N	AM	1				
		AD 5N	A4	2	3	3	3	3
		S2F 1	A4	9	9	9	9	9
		P2V 5F	A4	5	5	5	5	5
		R4D 5 6	A4		3	3	2	2
		R4D 6	A4	2				
		R4D 5	A4	2				
		R4D 6R	A4	1	1	1	1	1
		SNB 5	A4	3	3	3	3	3
				37*	35	35	34	34
NAS NART	ATLANTA	AD 6	A4	2				
		AD 6	A9	1				
		AD 6	NX	1				
		AD 5	A4	8	12	12	12	12
		AD 5N	A4	3	2	2	2	2
		P2V 5F	A4	5	5	5	5	5
		R4D 8	A4	3	3	3	3	3
		SNB 5	A4	2	2	2	2	2
				25*	24	24	24	24
NAS NART	DALLAS	FJ 4	A4		19	23	32	34
		FJ 3M	A4	28	16	6		
		P2V 4	A4	5	5	5	4	4
		R5D 2 3	A4		2	2	2	2
		R5D 3	A4	1				
		R5D 2	A4	2				
		R5D 4R	A4	1	1	1	1	1
		TV 2	AM	1				
		TV 2	A4	2	5	6	6	7
		TV 2	G5	1				
		SNB 5	A4	2	2	2	2	2
		SNB 5P	A4	1				
		SNB 5P	A8		1	1	1	1
		HUP 2	A4	3	5	5	5	5
		HTL 5	A4	1				
				48*	56	51	53	56

NART

NART UNIT	LOCATION	MODEL	INVENTORY STATUS	INVENTORY NO. ON BOARD	PLANNED ASSIGNMENTS 31 DEC 1959	31 MAR 1960	30 JUN 1960	30 SEP 1960
NAS NART	GLENVIEW	F9F 6	AM	5				
		F9F 6	A4	7	17			
		F9F 6	EN	6				
		F9F 8P	A4				1	2
		F9F 8B	A4			14	13	16
		S2F 1	A4	8	10	10	10	9
		S2F 1	G5	1				
		P2V 6	AM	1				
		P2V 6	A4	7				
		P2V 6 6F	A4		10	8	8	8
		P2V 5F	A4		1	2	2	2
		R5D 2 3	A4		4	5	5	5
		R5D 3	A4	3				
		R5D 2	A4	1				
		TV 2	A4	1	1	1	1	1
		F9F 8T	A4	3	4	4	4	4
		SNB 5	A4	4	4	4	4	4
		SNB 5P	A4	1				
		SNB 5P	A8		1	1	1	1
		HSS 1	AM	1				
		HSS 1	A4	3	4	4	4	4
				52*	56	53	53	56
NAS NART	GROSSE ILE	AD 5	A4	9	12	12	12	12
		AD 5	EN	1				
		AD 5N	A4	2	2	2	2	2
		S2F 1	A4	7	9	9	9	9
		P2V 5F	A4	5	5	5	5	5
		R4D 8	A4	3	3	3	3	3
		SNB 5	A4	3	3	3	3	3
		HUP 2	A4	6	7	8	8	8
				36*	41	42	42	42
NARTU	JACKSONVILLE	FJ 3	A4			15	12	12
		FJ 3M	A4				4	4
		F9F 8P	A4		2			
		F9F 8B	A4	16	14			
		S2F 1	A4	9	9	9	9	9
		P2V 5F	A4	5	5	5	5	5
		R5D 2 3	A4		2	2	2	2
		R5D 3	A4	2				
		R5D 2	A4	1				
		R5D 4R	A4		1	1		
		R4D 6	A4	1				
		F9F 8T	A4	2	2	2	2	2
		HSS 1	A4	4	3	3	3	3
				40*	38	37	37	37
NARTU	LAKEHURST	S2F 1	A4	9	9	9	9	9
		R4D 5 6	A4		1	1		
		R4D 6	A4	1				
		SNB 5	A4	1	1	1	1	1
		HUP 2	A4	3	4	4	4	4
				14*	15	15	14	14

[redacted]

TOTAL PROGRAM & NON-PROGRAM AIRCRAFT

DECLASSIFIED

TABLE 2 **LOCATION OF AIRCRAFT INVENTORY AND PLANNED OPERATING ASSIGNMENTS**

BY COMMAND AND UNIT

NART UNIT	LOCATION	MODEL	INVENTORY STATUS	INVENTORY NO ON BOARD	PLANNED ASSIGNMENTS 31 DEC 1959	31 MAR 1960	30 JUN 1960	30 SEP 1960
NAS NART	LOS ALAMITOS	F9F 8	AM	4				
		F9F 8	A4	1				
		F9F 6	AM	9				
		F9F 6	A4	4				
		F9F 6	EN	5				
		F9F 6	NX	3				
		F9F 8P	AM	4				
		F9F 8P	A4		10	4	4	2
		F9F 8B	AM	19				
		F9F 8B	A4	11	36	23	23	16
		S2F 1	A4	19	27	27	27	24
		S2F 1	G5	1				
		S2F 1	G9	7				
		P2V 5F	AM	1				
		P2V 5F	A4	7	10	10	10	10
		P2V 5JF	AM	1				
		R5D 2 3	A4		3	3	3	3
		R5D 3	A4	3				
		TV 2	A4	5	4			
		F9F 8T	AM	3				
		F9F 8T	A4	2	5	6	6	6
		SNB 5	A4	3	4	4	4	4
		SNB 5	G5	1				
		R4D 5S6S	A4		1	1	1	1
		HSS 1	AM	4				
		HSS 1	A4	2	4	4	4	4
				119*	104	82	82	70
NARTU	MEMPHIS	F9F 6	A4	1				
		F9F 6	EN	7				
		F9F 6	NX	3				
		FJ 4	AM	1				
		FJ 4	A4	10	16	16	16	17
		P2V 4	A4	5	5	5	4	4
		R5D 2 3	A4		3	3	3	3
		R5D 3	A4	1				
		R5D 3	EN	1				
		R4D 6	A4	1				
		TV 2	A4	4	4	4	4	5
		SNB 5	A4	1	1	1	1	1
				35*	29	29	28	30
NAS NART	MINNEAPOLIS	AD 5	AM	1				
		AD 5	A4	10	12	12	12	12
		AD 5N	A4	2	2	2	2	2
		S2F 1	A4	7				
		P2V 4	AM	1				
		P2V 4	A4	11	10	9	9	8
		R4D 5 6	A4		3	3	3	3
		R4D 6	A4	2				
		R4D 5	A4	1				
		SNB 5	A4	2	2	2	2	2
		HUP 2	AM	2				
		HUP 2	A4	3	5	5	5	5
				42*	34	33	33	32
NAS NART	NEW ORLEANS	FJ 3	A4					15
		F9F 8P	AM	4				
		F9F 8P	A4		2	1		
		F9F 8B	AM	6				
		F9F 8B	A4	4	14	15	14	
		F9F 8B	G5	2				
		S2F 1	A4	8	9	9	9	9
		S2F 1	G5	1				
		R4D 8	A4	3	3	3	3	3
		TV 2	AM	1				
		TV 2	A4	3	4	4	4	4
		SNB 5	A4	2	2	2	2	2
		HSS 1	A4	3	3	3	3	3
				37*	37	37	35	36
NAS NART	NEW YORK	FJ 4	A4					17
		FJ 3	A4	29	32	20	8	
		FJ 3	B	1				
		FJ 3	G9	1				
		FJ 3M	A4			12	8	
		S2F 1	A4	16	18	18	18	18
		S2F 1	G9	1				
		P2V 5F	AM	1				
		P2V 5F	A4	7	11	10	10	10
		R5D 2 3	A4		3	3	3	3
		R5D 3	A4	2				
		R5D 4R	A4	1	1	1	1	1
		TF 1	A8	1				
		TV 2	A4	5	5	5	5	5
		SNB 5	A4	4	6	6	6	6
		SNB 5	A8	2				
		HSS 1	A4	5	4	4	4	4
		HRS 1	A4	1				
		HRS 1	NX	1				
				78*	80	79	63	64
NARTU	NORFOLK	F2H 4	AM	1				
		F2H 4	A4	9	12	12	10	12
		S2F 1	A4	10	10	10	10	9
		R5D 2 3	A4		2	3	3	3
		R5D 2	A4	2				
		R4D 5	A4	1				
		TV 2	A4	3	3	5	5	6
		SNB 5	A4	2	1	1	1	1
				28*	28	31	29	31
NAS NART	OAKLAND	F2H 4	A4	28	30	25	25	8
		F2H 3	A4	11	11	10	10	6
		A4D 1	A4					16
		S2F 1	A4	17	18	18	18	18
		S2F 1	G9	1				
		P2V 5F	A4	6	11	10	10	10
		P2V 5JF	A4	1				
		R5D 2 3	A4		2	2	2	2
		R5D 3	A4	1				
		R5D 2	A4	1				
		R5D 4R	A4		1	1	1	1
		TV 2	A4	5	6	8	8	6
		SNB 5	A4	2	1	1	1	1
		SNB 5P	A4	1				
		SNB 5P	A8		1	1	1	1
		HSS 1	AM	1				
		HSS 1	A4	3	3	3	3	3
				78*	84	79	79	72
NAS NART	OLATHE	F9F 6	AM	5				
		F9F 6	A4	19	16			
		F9F 6	EN	5				
		F9F 8P	A4			4		1
		F9F 8B	A4			12	14	16
		P2V 6	AM	1				
		P2V 6	A4	4				
		P2V 6 6F	A4		5	5	4	4
		P2V 5F	A4			1	1	1
		R5D 2 3	A4		3	3	3	3
		R5D 3	A4	1				
		R5D 2	A4	2				
		TV 2	A4					4
		TV 2	EN	1				
		F9F 8T	AM	1				
		F9F 8T	A4	3	4	3	3	3
		SNB 5	A4	2	2	2	2	2
				44*	30	30	27	34
NAS NART	SEATTLE	AD 5	A4	11	11	11	11	11
		AD 5N	AM	1				
		AD 5N	A4	2	2	2	2	2
		S2F 1	A4	9	9	9	9	9
		P2V 5F	A4	4	5	5	5	5
		P2V 5JF	EN	1				
		R5D 2 3	A4		2	2	2	3
		R5D 3	A4	2				
		R4D 5	A4	1				
		SNB 5	A4	3	3	3	3	3
		HSS 1	A4	3	3	3	3	3
		HUP 2	A4	1				
				38*	35	35	35	36
NAS NART	SO WEYMOUTH	F9F 6	A4	14				
		FJ 3	A4		16			
		FJ 3M	A4			14	11	11
		S2F 1	A4	17	18	18	18	18
		S2F 1	G5	1				
		P2V 5F	A4	5	5	5	5	5
		R5D 2 3	A4		3	3	3	3
		R5D 3	A4	1				
		R5D 2	G5	1				
		TV 2	A4	3	3	4	4	4
		SNB 5	A4	1	2	2	2	2
		SNB 5	NX	1				
		HSS 1	A4	3	1	3	3	3
				47*	48	49	46	46
NAS NART	WILLOW GROVE	FJ 3	A4	32	30	14	14	
		FJ 3	NX	1				
		S2F 1	A4	9	19	19	19	18
		P2V 6F	A4	2				
		P2V 5F	A4	3	5	5	5	5
		R5D 2 3	A4		3	3	3	3
		R5D 3	A4	1				
		R5D 2	A4	1				
		TV 2	A4	4	5	3	3	4
		TV 2	NX	1				
		SNB 5	A4	2	2	2	2	2
		SNB 5P	A4	1				
		SNB 5P	A8		1	1	1	1
		R4D 5S6S	A4		1	1	1	1
		HUP 2	A4	2	4	5	5	5
		HUP 2	EN	1				
				60*	70	53	53	39
PROGRAM OPERATING				804	850	800	773	759
OPERATIONAL POOL				60				
TOTAL PROGRAM				864				
NON PROGRAM (INCLUDING DRONES)								
TOTAL INVENTORY				864				

DECLASSIFIED

TOTAL PROGRAM & NON-PROGRAM AIRCRAFT

TABLE 2 **LOCATION OF AIRCRAFT INVENTORY AND PLANNED OPERATING ASSIGNMENTS**

BY COMMAND AND UNIT

R&D UNIT	LOCATION	MODEL	INVENTORY STATUS	INVENTORY NO. ON BOARD	PLANNED ASSIGNMENTS 31 DEC 1959	31 MAR 1960	30 JUN 1960	30 SEP 1960
R&D AIRCRAFT								
		F8U 2	A9	4				
		F8U 2	T	1				
				5*				
		F8U 1	A9	4	6	6	6	6
		F8U 1	T	6				
				10*	6	6	6	6
		F8U 1E	A9	1				
				1*				
		F11F 1	A9	6	4	4	4	4
		F11F 1	T	5				
		F11F 1	U	1				
				12*	4	4	4	4
		F11F 1F	T	1				
				1*				
		F9F 8	A9	3	4	4	4	4
				3*	4	4	4	4
		F9F 6	A9	1				
		F9F 6	U	1				
				2*				
		F8H 2M	A9	1	2	2	2	2
				1*	2	2	2	2
		F2H 2	T	1				
				1*				
		FJ 4	A9	2	4	4	4	4
		FJ 4	T	1				
				3*	4	4	4	4
		FJ 3	A9	4	5	5	5	5
				4*	5	5	5	5
		FJ 3M	A9		1	1	1	1
				*	1	1	1	1
		F8U 3	T	2				
				2*				
		F3H 2	A9	5	4	4	4	4
		F3H 2	T	3				
				8*	4	4	4	4
		F3H 2N	A9	7	4	4	4	4
		F3H 2N	TR	1				
				8*	4	4	4	4
		F4H 1	T	10				
				10*				
		F3D 2	A9	4	4	4	4	4
		F3D 2	T	2				
				6*	4	4	4	4
		F3D 2T2	A9	2				
				2*				
		F3D 2M	A9	3				
		F3D 2M	T	2				
				5*				
		F3D 1	T	1				
		F3D 1	U	1				
				2*				
		F4D 1	A9	6	8	8	8	8
		F4D 1	T	2				
		F4D 1	U	1				
				9*	8	8	8	8
		F8U 1P	A9	1	2	2	2	2
				1*	2	2	2	2
		F9F 8P	A9	1	2	2	2	2
				1*	2	2	2	2
		F8U 1D	T	2				
				2*				
		F9F 6D	AR	3				
		F9F 6D	A9	7	5	5	5	5
				10*	5	5	5	5
		FJ 3D	A9		2	2	2	2
				*	2	2	2	2
		F8U 1KD	T	1				
				1*				
		A4D 2	A9	3	4	4	4	4
		A4D 2	T	1				
				4*	4	4	4	4
		A4D 2N	T	4				
				4*				
		A4D 1	A9	6	5	5	5	5
		A4D 1	T	1				
				7*	5	5	5	5
		FJ 4B	A9	4	2	2	2	2
		FJ 4B	G6	1				
		FJ 4B	T	1				
				6*	2	2	2	2
		F9F 8B	AR	1				
		F9F 8B	A9	2	3	3	3	3
				3*	3	3	3	3
		A3J 1	A9		1	1	1	1
		A3J 1	T	6				
				6*	1	1	1	1
		A3D 2P	T	3				
				3*				
		A3D 1P	A9	1				
				1*				
		A3D 2Q	A9	1				
		A3D 2Q	T	4				
				5*				
		A3D 2T	T	1				
				1*				
		A3D 2	A9	4	1	1	1	1
		A3D 2	T	3				
				7*	1	1	1	1
		A3D 1	A9	3	1	1	1	1
		A3D 1	T	1				
				4*	1	1	1	1
		P6M 1	T	2				
				2*				
		AD 7	A9		2	2	2	2
				*	2	2	2	2
		AD 6	A9	1	2	2	2	2
				1*	2	2	2	2
		AD 5	AR	1				
		AD 5	A9	5	3	3	3	3
				6*	3	3	3	3
		AD 5N	A9	2	1	1	1	1
				2*	1	1	1	1
		AD 5Q	A9		1	1	1	1
				*	1	1	1	1
		WF 2	A9	1				
		WF 2	T	4				
		WF 2	TR	1				
				6*				
		AD 5W	A9	1	2	2	2	2
				1*	2	2	2	2
		AJ 1	T	1				
				1*				
		S2F 3	T	2				
				2*				
		S2F 2	A9		2	2	2	2
				*	2	2	2	2
		S2F 1	A9	2	5	5	5	5
		S2F 1	T	1				
				3*	5	5	5	5
		P2V 7	AR	1				
		P2V 7	A9	1				
		P2V 7	T	1				
				3*				
		P2V 6M	A9	1	1	1	1	1
				1*	1	1	1	1
		P2V 5F	A9	6	6	7	7	7
				6*	6	7	7	7
		P2V 4	AR	1				
		P2V 4	A9	2	3	2	2	2
				3*	3	2	2	2
		P2V 3W	AR	1				
				1*				
		P2V 5FD	A9	1	1	1	1	1
				1*	1	1	1	1
		P5M 1	AR	1				
				1*				

TOTAL PROGRAM & NON-PROGRAM AIRCRAFT

DECLASSIFIED

TABLE 2 **LOCATION OF AIRCRAFT INVENTORY AND PLANNED OPERATING ASSIGNMENTS**

BY COMMAND AND UNIT

R&D UNIT	LOCATION	MODEL	INVENTORY STATUS	INVENTORY NO. ON BOARD	PLANNED ASSIGNMENTS 31 DEC 1959	31 MAR 1960	30 JUN 1960	30 SEP 1960
		P2V 7	A9		2	2	2	2
				*	2	2	2	2
		WV 2	A9	6	6	6	6	6
				6*	6	6	6	6
		WV 2E	T	1				
				1*				
		R5D 2 3	A9		2	2	2	2
				*	2	2	2	2
		R5D 2	A9	1				
				1*				
		R5D 4R	A9	1	1	1	1	1
				1*	1	1	1	1
		R4D 8	AR	1				
		R4D 8	A9	2	4	4	3	3
				3*	4	4	3	3
		R4D 5 6	A9		6	6	3	3
				*	6	6	3	3
		R4D 6	A9	1				
		R4D 6	T	1				
		R4D 6	U	2				
				4*				
		R4D 5	A9	2				
		R4D 5	U	1				
				3*				
		R4D 6R	T	1				
				1*				
		R4Y 1 2	A9		2	2	2	2
				*	2	2	2	2
		R4Y 1	AR	1				
		R4Y 1	A9	1				
				2*				
		TF 1	A9	1	1	1	2	2
		TF 1	T	2				
				3*	1	1	2	2
		JD 1	A9	1	1	1	1	1
				1*	1	1	1	1
		JD 1D	A9	4	3	3	3	3
				4*	3	3	3	3
		T2J 1	A9	1	1	1	2	2
		T2J 1	T	5				
				6*	1	1	2	2
		T2V 1	AR	1				
		T2V 1	A9	3	4	3	3	3
				4*	4	3	3	3
		TV 2	U	1				
				1*				
		F9F 6T	A9	5				
		F9F 8T	T	3				
		F9F 8T	U	1				
				9*				
		TV 2D	A9	1				
		TV 2D	T	1				
				2*				
		TV 2KD	A9	1				
				1*				
		JRB 4	U	1				
				1*				
		SNB 5	A9		1	1	1	1
				*	1	1	1	1
		T 34B	A9	1	1	1	1	1
				1*	1	1	1	1
		T 28B	A9	3	3	3	3	3
				3*	3	3	3	3
		T 28BD	A9	5	5	4	4	4
				5*	5	4	4	4
		HSS 2	T	3				
				3*				
		HSS 1	A9	3	6	6	6	6
		HSS 1	T	7				
		HSS 1	TR	1				
				11*	6	6	6	6
		HSS 1N	A9	1	1	2	2	2
				1*	1	2	2	2
		HOK 1	T	1				
				1*				

R&D UNIT	LOCATION	MODEL	INVENTORY STATUS	INVENTORY NO. ON BOARD	PLANNED ASSIGNMENTS 31 DEC 1959	31 MAR 1960	30 JUN 1960	30 SEP 1960
		HRS 3	A9	1	1	1	1	1
				1*	1	1	1	1
		HUS 1	A9		1	2	2	2
				*	1	2	2	2
		HU2K 1	T	1				
				1*				
		HUK 1	A9	1	1			
				1*	1			
		HUL 1	T	1				
				1*				
		HUP 2	A9	1				
				1*				
		HUP 2S	T	2				
				2*				
		HUP 1	T	2				
				2*				
		HTK 1	T	2				
		HTK 1	TR	1				
				3*				
		HTL 7	A9	1				
		HTL 7	T	1				
				2*				
		ZS2G 1	A9	1				
				1*				
		ZSG 4	A9		1	1	1	1
				*	1	1	1	1
		ZPG 2	A9	1	1	1	1	1
				1*	1	1	1	1
		ZPG 1	A9		1	1	1	1
				*	1	1	1	1
		ZPG 2W	A9		1	1		
				*	1	1		
		Y/F8U 1	A9	2				
				2*				
		Y/F11F 1	A9	5				
				5*				
		Y/FJ 4	A9	1				
				1*				
		Y/F3H 2N	A9	1				
				1*				
		Y/F3D 1	A9	1				
				1*				
		Y/F4D 1	A9	8				
				8*				
		Y/F2H 2P	A9	1				
				1*				
		Y/A4D 2	A9	2				
				2*				
		XA4D 1	T	1				
				1*				
		Y/FJ 4B	A9	1				
				1*				
		Y/A3D 1	A9	1				
				1*				
		Y/WF 2	A9	1				
				1*				
		Y/S2F 1	A9	1				
				1*				
		Y/PBM5S2	A9	1				
				1*				
		Y/T2J 1	A9	2				
				2*				
		Y/T2V 1	A9	1				
				1*				
		Y/TV 2	A9	1				
				1*				
		Y/T 34B	A9	1				
				1*				
		Y/HSS 1	A9	1				
				1*				

DECLASSIFIED

DECLASSIFIED

[redacted]

TOTAL PROGRAM & NON-PROGRAM AIRCRAFT

TABLE 2 LOCATION OF AIRCRAFT INVENTORY AND PLANNED OPERATING ASSIGNMENTS

BY COMMAND AND UNIT

R&D UNIT	LOCATION	MODEL	INVENTORY STATUS	INVENTORY NO ON BOARD	PLANNED ASSIGNMENTS 31 DEC 1959	31 MAR 1960	30 JUN 1960	30 SEP 1960
		Y/HSS 1N	A9	1				
				1*				
		Y/HSL 1	A9	1				
				1*				
		XH03S 2	U	1				
				1*				
		Y/HR2S 1	A9	1				
				1*				
		YF8U 2	A9	5				
				5*				
		YA3D 2P	A9	2				
				2*				
		YWF 2	A9	4				
				4*				
		YT2J 1	A9	3				
				3*				
		YZPG 3W	A9	1				
				1*				
		F9F 6K2	A9	1				
				1*				
		F9F 6K	A9	41				
				41*				
		F9F 6KX	AR	1				
				1*				
		F6F 5K	A9	16				
				16*				
		P4Y 2K	A9	9				
				9*				
PROGRAM OPERATING				171	160	159	156	156
OPERATIONAL POOL				1				
TOTAL PROGRAM				172				
NON PROGRAM (INCLUDING DRONES)				244				
TOTAL INVENTORY				416				
NAS R&D	ANACOSTIA	R5D 4R	A9	1				
		Y/S2F 1	A9	1				
				2*				
CAA	ANCHORAGE	JRB 4	U	1				
				1*				
AMB	ATLANTIC CTY	F9F 8T	U	1				
				1*				
INM	BOSTON	F3H 2N	TR	1				
		F3D 2	T	1				
		F3D 2M	T	1				
		F3D 1	U	1				
		F4D 1	T	1				
				5*				
ONR	BOSTON	R4D 6R	T	1				
				1*				
NASA	CLEVELAND	R4D 6	U	1				
				1*				
NLO	EDWARDS AFB	F8U 1	T	1				
		F11F 1	T	1				
		F8U 1D	T	1				
		F8U 1KD	T	1				
		A4D 1	T	1				
		R4D 5	U	1				
				6*				
NPF	EL CENTRO	F3D 2	A9	2				
		A4D 1	A9	2				
		AD 5N	A9	1				
		P2V 4	A9	1				
		R4D 6	A9	1				
		F9F 8T	A9	2				
		Y/TV 2	A9	1				
				10*				
NAF R&D	CHINA LAKE	F8U 1	A9	1				
		F9F 8	A9	1				
		FJ 4	A9	1				
		F3H 2N	A9	1				
		F3D 2	A9	1				
		F3D 2T2	A9	2				
		F4D 1	A9	1				
		F9F 6D	AR	3				
		F9F 6D	A9	1				
		A4D 1	A9	1				
		A3D 2	A9	1				
		AD 5	A9	1				
		P2V 4	AR	1				
		P2V 3W	AR	1				
		R4D 8	A9	1				
		R4D 5	A9	1				
		JD 1D	A9	2				
		T 28BD	A9	2				
		Y/F8U 1	A9	1				
		F9F 6K	A9	19				
		F6F 5K	A9	11				
				54*				
NASWF	KIRTLAND AFB	F3H 2N	A9	3				
		A4D 2	A9	1				
		FJ 4B	A9	1				
		A3D 2	A9	1				
		AD 5	A9	1				
		P2V 5F	A9	1				
		R4D 8	A9	1				
		F9F 8T	A9	1				
		Y/T2V 1	A9	1				
				11*				
NADC	JOHNSVILLE	F9F 8	A9	1				
		F8U 1P	A9	1				
		F9F 8P	A9	1				
		A4D 2	A9	1				
		A3D 1P	A9	1				
		AD 5	AR	1				
		P2V 7	AR	1				
		P2V 7	A9	1				
		P2V 5F	A9	1				
		WV 2	A9	1				
		R4D 8	AR	1				
		R4Y 1	AR	1				
		HSS 1N	A9	1				
		HTL 7	A9	1				
		Y/HSS 1	A9	1				
		F9F 6K	A9	4				
		F9F 6KX	AR	1				
		F6F 5K	A9	1				
				21*				
NATFSI	LAKEHURST	F3H 2M	A9	1				
		FJ 4	A9	1				
		F3D 2	A9	1				
		F9F 8B	A9	1				
		A3D 1	A9	1				
		AD 5	A9	1				
				6*				
NAS	LAKEHURST	ZS2G 1	A9	1				
		YZPG 3W	A9	1				
				2*				
NASA	LANGLEY FLD	F11F 1	U	1				
		F9F 6	U	1				
		TV 2	U	1				
				3*				
NASA	MOFFETT FLD	F4D 1	U	1				
		R4D 6	U	1				
				2*				
MINEDEFDEVU	PANAMA CITY	HSS 1	A9	1				
		Y/HSL 1	A9	1				
		Y/HR2S 1	A9	1				
				3*				
NAMC	PHILADELPHIA	F3D 2M	A9	1				
		AD 5N	A9	1				
		T 34B	A9	1				
		Y/T 34B	A9	1				
				4*				

[redacted]

DECLASSIFIED

DECLASSIFIED

[redacted]

TOTAL PROGRAM & NON-PROGRAM AIRCRAFT

TABLE 2 **LOCATION OF AIRCRAFT INVENTORY AND PLANNED OPERATING ASSIGNMENTS**

BY COMMAND AND UNIT

R&D UNIT	LOCATION	MODEL	INVENTORY STATUS	INVENTORY NO ON BOARD	PLANNED ASSIGNMENTS 31 DEC 1959	31 MAR 1960	30 JUN 1960	30 SEP 1960
NATC R&D	PTXNT RIVER	F8U 2	A9	4				
		F8U 1	A9	3				
		F8U 1E	A9	1				
		F11F 1	A9	6				
		F9F 8	A9	1				
		F9F 6	A9	1				
		FJ 3	A9	4				
		F3H 2	A9	3				
		F3H 2N	A9	3				
		F4D 1	A9	3				
		A4D 2	A9	1				
		A4D 1	A9	1				
		FJ 4B	A9	3				
		FJ 4B	G6	1				
		F9F 8B	AR	1				
		F9F 8B	A9	1				
		A3D 2Q	A9	1				
		A3D 2	A9	2				
		A3D 1	A9	1				
		AD 6	A9	1				
		AD 5	A9	1				
		WF 2	A9	1				
		AD 5W	A9	1				
		S2F 1	A9	1				
		P2V 5F	A9	2				
		P2V 4	A9	1				
		P5M 1	AR	1				
		WV 2	A9	2				
		R3D 2	A9	1				
		R4D 5	A9	1				
		TF 1	A9	1				
		T2J 1	A9	1				
		T2V 1	AR	1				
		T2V 1	A9	3				
		F9F 8T	A9	2				
		T 28B	A9	9				
		HSS 1	A9	1				
		HRS 3	A9	1				
		HU2K 1	T	1				
		HUK 1	A9	1				
		HUP 2	A9	1				
		Y/F8U 1	A9	1				
		Y/F11F 1	A9	5				
		Y/FJ 4	A9	1				
		Y/F3H 2N	A9	1				
		Y/F3D 1	A9	1				
		Y/F4D 1	A9	6				
		Y/F2H 2P	A9	1				
		Y/A4D 2	A9	2				
		Y/FJ 4B	A9	1				
		Y/WF 2	A9	1				
		Y/PBM5S2	A9	1				
		Y/T2J 1	A9	2				
		Y/HSS 1N	A9	1				
		YF8U 2	A9	5				
		YA3D 2P	A9	2				
		YWF 2	A9	4				
		YT2J 1	A9	3				
		F9F 6K	A9	4				
				112*				
USNMC R&D	POINT MUGU	F8U 1	T	1				
		F3H 2	A9	2				
		F3H 2	T	2				
		F3D 2M	A9	1				
		F8U 1D	T	1				
		F9F 6D	A9	6				
		A4D 2	T	1				
		A4D 1	A9	1				
		A3D 2	T	1				
		A3D 1	A9	1				
		AD 5	A9	1				
		P2V 6M	A9	1				
		P2V 5FD	A9	1				
		R4Y 1	A9	1				
		JD 1D	A9	2				
		TV 2D	A9	1				
		TV 2D	T	1				
		TV 2KD	A9	1				
		T 28BD	A9	3				
		Y/F4D 1	A9	1				
		Y/A3D 1	A9	1				
		F9F 6K2	A9	1				
		F9F 6K	A9	14				
		F6F 5K	A9	4				
		P4Y 2K	A9	9				
				59*				
NATU	QUONSET PNT	A4D 1	A9	1				
		S2F 1	A9	1				
		P2V 5F	A9	1				
		HSS 1	A9	1				
				4*				
INSMAT	SCHENECTADY	HSS 1	T	1				
				1*				
NADU	SO WEYMOUTH	F3D 2M	A9	1				
		F4D 1	A9	2				
		P2V 5F	A9	1				
		WV 2	A9	3				
		JD 1	A9	1				
		ZPG 2	A9	1				
		Y/F4D 1	A9	1				
				10*				

R&D UNIT	LOCATION	MODEL	INVENTORY STATUS	INVENTORY NO. ON BOARD	PLANNED ASSIGNMENTS 31 DEC 1959	31 MAR 1960	30 JUN 1960	30 SEP 1960
BUREAU OF AERONAUTICS REPRESENTATIVES								
BAR R&D	BALTIMORE	F11F 1	T	1				
		F2H 2	T	1				
		F3D 2	T	1				
		P6M 1	T	2				
		R4D 6	T	1				
				6*				
BAR R&D	BETHPAGE	F11F 1	T	3				
		F11F 1F	T	1				
		A3D 1	T	1				
		WF 2	T	4				
		WF 2	TR	1				
		S2F 3	T	2				
		S2F 1	T	1				
		TF 1	T	2				
		F9F 8T	T	3				
				18*				
BAR R&D	BLOOMFIELD	HOK 1	T	1				
		HTK 1	T	2				
		HTK 1	TR	1				
				4*				
BAR R&D	BUFFALO	F3D 1	T	1				
		XHO3S 2	U	1				
				2*				
BAR R&D	BURBANK	P2V 7	T	1				
		WV 2E	T	1				
				2*				
BAR R&D	COLUMBUS	FJ 4	T	1				
		FJ 4B	T	1				
		A3J 1	T	6				
		AJ 1	T	1				
		T2J 1	T	5				
				14*				
BAR R&D	DALLAS	F8U 2	T	1				
		F8U 1	T	4				
		F8U 3	T	2				
		F3D 2M	T	1				
				8*				
BAR R&D	EST HARTFORD	HSS 2	T	3				
		HSS 1	T	6				
		HSS 1	TR	1				
				10*				
BAR R&D	EL SEGUNDO	F4D 1	T	1				
		~~A4D 2N~~	~~T~~	~~1~~				
		A3D 2P	T	3				
		A3D 2Q	T	4				
		A3D 2T	T	1				
		A3D 2	T	2				
		XA4D 1	T	1				
				16*				
BAR R&D	FORT WORTH	HUL 1	T	1				
		HTL 7	T	1				
				2*				
BAR R&D	MORTON	HUP 2S	T	2				
		HUP 1	T	2				
				4*				
BAR R&D	ST LOUIS	F3H 2	T	1				
		F4H 1	T	10				
				11*				
PROGRAM OPERATING				171	160	159	156	156
OPERATIONAL POOL				1				
TOTAL PROGRAM				172				
NON PROGRAM (INCLUDING DRONES)				244				
TOTAL INVENTORY				416				

[redacted]

DECLASSIFIED

[redacted]

TOTAL PROGRAM & NON-PROGRAM AIRCRAFT

TABLE 2 LOCATION OF AIRCRAFT INVENTORY AND PLANNED OPERATING ASSIGNMENTS

BY COMMAND AND UNIT

BUAER UNIT	LOCATION	MODEL	INVENTORY STATUS	INVENTORY NO. ON BOARD	PLANNED ASSIGNMENTS 31 DEC 1959	31 MAR 1960	30 JUN 1960	30 SEP 1960
OVERHAUL & REPAIR ACTIVITIES								
O&R BUAER M&S	ALAMEDA	F11F 1	D1	1				
		F11F 1	G5	1				
		F9F 6	NX	1				
		FJ 4	D1	2				
		FJ 4	E1	5				
		FJ 4	E6	1				
		FJ 3	E1	2				
		FJ 3	E6	17				
		FJ 3	Y	2				
		FJ 3M	E1	2				
		FJ 3M	E6	6				
		F2H 3	EN	1				
		F9F 6D	Y	1				
		FJ 3D	D1	1				
		FJ 3D	E1	2				
		FJ 3D	E6	1				
		FJ 3D	NX	1				
		FJ 3D2	B	1				
		A4D 2	D1	1				
		A4D 2	G6	1				
		A4D 2	HO	1				
		A4D 2	H7	2				
		A4D 1	E6	3				
		A4D 1	HP	1				
		A4D 1	H7	3				
		FJ 4B	D1	1				
		FJ 4B	E6	1				
		FJ 4B	G6	2				
		FJ 4B	G9	3				
		FJ 4B	HO	4				
		FJ 4B	H7	1				
		A3D 2	E6	1				
		AD 7	D1	1				
		AD 7	E1	5				
		AD 7	E6	1				
		AD 7	H7	1				
		AD 6	E1	49				
		AD 6	E6	11				
		AD 6	H7	1				
		AD 5	E1	1				
		AD 5	E6	3				
		AD 5N	E1	22				
		AD 5N	E6	1				
		AD 5N	H7	2				
		AD 5Q	D1	1				
		AD 5Q	H7	1				
		AD 5W	B	1				
		AD 5W	D1	2				
		AD 5W	E1	5				
		AD 5W	H7	1				
		P2V 7	DA	1				
		P2V 7	D1	3				
		P2V 7	E1	1				
		P2V 7	E6	1				
		P2V 7	H5	4				
		P2V 6	D1	1				
		P2V 6	E1	3				
		P2V 6	E6	1				
		P2V 6	G9	1				
		P2V 6M	E1	2				
		P2V 6M	E4	1				
		P2V 6M	E9	1				
		P2V 6TX	D4	2				
		P2V 6TX	E4	1				
		P2V 5F	B	1				
		P2V 5F	D1	3				
		P2V 5F	DA	2				
		P2V 5F	D1	23				
		P2V 5F	E1	6				
		P2V 5F	G6	1				
		P2V 5F	G9	4				
		P2V 5F	H5	3				
		P2V 5FX	G8	2				
		P2V 5FDX	D4	2				
		R4D 6	EJ	1				
		UF 1	EJ	1				
		SNB 5	NX	3				
				257*				
O&R BUAER M&S	CHERRY POINT	F3H 2M	E6	1				
		F3H 2M	MX	7				
		F3H 2M	NX	3				
		F3H 2M	OX	2				
		F3H 2M	Q1	1				
		FJ 4	EJ	1				
		FJ 3	B	1				
		FJ 3	D1	4				
		FJ 3	E1	9				
		FJ 3	E6	6				
		FJ 3	NX	3				
		FJ 3M	E1	38				
		FJ 3M	E6	5				
		F2H 4	E1	6				
		F2H 4	E6	1				
		F2H 4	P4	2				
		F2H 3	B	2				
		F2H 3	E1	5				
		F2H 3	P4	2				
		F2H 3	WF	2				
		F3H 2	D1	2				
		F3H 2	G5	4				
		F3H 2X	D4	4				
		F3H 2X	G4	1				
		F3H 2N	E1	4				
		F3H 2N	E6	3				
		F3H 2N	MX	11				
		F9F 8P	NX	1				
		FJ 3D	B	2				
		FJ 3D	D1	5				
		FJ 3D	E1	2				
		FJ 3D2	B	3				
		FJ 3D2X	D4	4				
		OE 2	D1	3				
		OE 2	E1	2				
		OE 1	D1	1				
		OE 1	E6	1				
		R4Q 2	B	2				
		R4Q 2	D3	5				
		R4Q 1	D1	1				
		TV 2	S3	1				
				163*				
O&R BUAER M&S	CRPS CHRISTI	F9F 2	R	4				
		F9F 8B	OX	1				
				5*				
O&R BUAER M&S	JACKSONVILLE	FJ 3	NX	2				
		F3D 2T2	NX	1				
		F4D 1	B	1				
		F4D 1	D1	4				
		A3D 2	B	2				
		A3D 2	D1	1				
		A3D 1	B	1				
		A3D 1	D1	6				
		AD 6	NX	2				
		AD 5Q	F6	1				
		R4D 6	G7	1				
		TV 2	D1	1				
		TV 2	Y	2				
		F9F 8T	F6	1				
		HSS 1	B	6				
		HSS 1	D1	9				
		HSS 1	E1	1				
		HOK 1	B	1				
		HOK 1	B1	6				
		HOK 1	C	1				
		HOK 1	D1	2				
		HOK 1	E6	1				
		HO4S 3	B	1				
		HO4S 3	D1	3				
		HO4S 3	E6	1				
		HRS 3	B	1				
		HRS 3	D1	2				
		HRS 3	E1	10				
		HUS 1	B	2				
		HUS 1	D1	1				
		HUS 1	E1	2				
		HUS 1	E6	1				
		HUS 1A	D1	1				
		HUS 1A	E6	1				
		HUL 1	B	1				
		HUL 1	D1	3				
		HUL 1	G7	1				
		HUP 2	B	4				
		HUP 2	D1	5				
		HUP 2	E1	3				
		HTL 6	D1	2				
		HTL 6	E1	10				
		HTL 6	E6	1				
		HTL 5	NX	1				
		HTL 4	RD	2				
				112*				

[redacted]

DECLASSIFIED

[redacted]

TOTAL PROGRAM & NON-PROGRAM AIRCRAFT

TABLE 2 LOCATION OF AIRCRAFT INVENTORY AND PLANNED OPERATING ASSIGNMENTS

BY COMMAND AND UNIT

BUAER UNIT	LOCATION	MODEL	INVENTORY STATUS	INVENTORY NO. ON BOARD	PLANNED ASSIGNMENTS 31 DEC 1959	31 MAR 1960	30 JUN 1960	30 SEP 1960
O&R BUAER M&S	LAKEHURST	ZS2G 1	MW	4				
		ZS2G 1	MX	1				
		ZS2G 1	MZ	4				
		ZSG 4	MX	3				
		ZSG 4	NX	2				
		ZPG 2	D1	2				
		ZPG 2	MX	1				
		ZPG 2	MY	1				
		ZPG 2	NX	1				
		ZPG 1	MY	1				
				20*				
O&R BUAER M&S	NORFOLK	F8U 2	D1	1				
		F8U 1	D1	1				
		F8U 1	E6	1				
		F8U 1E	D1	2				
		F11F 1	B	1				
		F11F 1	DA	1				
		F11F 1	D1	3				
		F11F 1	G7	14				
		F11F 1	H7	1				
		F11F 1	MY	1				
		F9F 8	D1	1				
		F9F 8	MW	21				
		F9F 8	MX	4				
		F9F 8	NX	5				
		F9F 7	MW	11				
		F3H 2	EN	1				
		F9F 8P	E1	9				
		F9F 8P	E6	1				
		F9F 8P	MW	9				
		F9F 8P	MX	1				
		F9F 8P	NX	4				
		F9F 6D	H5	1				
		F9F 6D	NX	3				
		F9F 5KD	MW	2				
		F9F 5KD	NX	1				
		A4D 2	EN	1				
		F9F 8B	B	4				
		F9F 8B	DA	7				
		F9F 8B	D1	24				
		F9F 8B	E6	1				
		F9F 6B	MX	8				
		AD 6	P4	3				
		AJ 2	P4	1				
		P2V 5F	E6	1				
		P5M 2	R	2				
		P5M 1	EJ	1				
		P5M 1	F1	1				
		R5D 5	B	2				
		R5D 3	D3	4				
		R5D 3	G5	1				
		R5D 2	B	1				
		R5D 2	DC	1				
		R5D 2	G5	1				
		R5D 4R	B	2				
		R5D 4R	D3	1				
		R5D 2Z	D3	2				
		JD 1	D1	1				
		JD 1	G5	1				
		JD 1	MX	12				
		JD 1D	D1	3				
		JD 1D	E1	1				
		TV 2	OX	1				
		F9F 8T	C	2				
		F9F 8T	D1	2				
		SNB 5	EN	1				
		N3N 3	S3	36				
		HUP 3	MW	49				
		HTL 5	NX	1				
		HTL 5	P4	3				
		HTL 5	S4	2				
		HTL 4	MW	2				
		F9F 6K2X	D4	2				
		F9F 6K	B	7				
		F9F 6K	B3	14				
		F9F 6K	G5	1				
		F9F 6K	NY	1				
		F9F 6K	OY	1				
		F9F 6KX	DC	1				
		F9F 6KX	DD	2				
		F9F 6KX	D4	27				
		F9F 6KX	E4	40				
		F9F 6KX	E9	5				
		F9F 6KX	MW	57				
		F6F 5K	B1	1				
				445*				
O&R BUAER M&S	PENSACOLA	S2F 2	B	1				
		S2F 2	DA	2				
		S2F 2	E1	10				
		S2F 2	E6	1				
		S2F 1	B	9				
		S2F 1	DA	4				
		S2F 1	D1	24				
		S2F 1	E1	33				
		S2F 1	E6	2				
		S2F 1	G6	1				
		S2F 1	H9	3				
		S2F 1T	B	2				
		S2F 1TX	D4	10				
		S2F 1TX	E4	4				
		S2F 1TX	E9	1				
		TF 1	E1	3				
		TF 1	E6	1				
		UF 1	B	2				
		UF 1	D1	5				
		UF 1T	D1	1				
		T2V 1	D1	3				
		JRB 6	E1	1				
		SNB 5	B	7				
		SNB 5	DA	8				
		SNB 5	D1	4				
		SNB 5	E1	2				
		SNB 5	E6	4				
		SNB 5P	D1	1				
		SNB 5P	E1	1				
		SNB 5P	E6	1				
		T 34B	E1	15				
		T 34B	E6	1				
		T 34B	H7	7				
		T 34B	MW	175				
		T 28B	B	2				
		T 28B	DA	3				
		T 28B	D1	25				
		T 28B	E1	6				
		T 28B	G6	2				
		T 28C	B	1				
		T 28C	DA	1				
		T 28C	D1	19				
		T 28C	E1	15				
		T 28C	E6	5				
		SNJ 5	S4	1				
		T 28BD	E1	1				
		HOK 1	B	2				
		HTL 6	EJ	2				
				434*				
O&R BUAER M&S	QUONSET PNT	F3D 2T2	NX	2				
		F3D 2T2	OX	1				
		A4D 2	D1	2				
		A4D 1	B	3				
		A4D 1	D1	1				
		A4D 1	E1	1				
		AD 7	B	1				
		AD 7	D1	2				
		AD 6	B	3				
		AD 6	C	1				
		AD 6	DA	2				
		AD 6	D1	27				
		AD 6	E1	15				
		AD 6	E6	2				
		AD 6	WB	2				
		AD 6	WF	1				
		AD 5	B	6				
		AD 5	D1	14				
		AD 5	E1	5				
		AD 5N	D1	1				
		AD 5N	E1	13				
		AD 5N	E6	4				
		AD 5Q	DA	1				
		AD 5Q	D1	5				
		AD 5Q	E1	1				
		AD 5W	D1	7				
		AD 5W	E1	2				
		AD 5W	G7	2				
		P2V 5F	D1	1				
		UC 1	B	1				
		UC 1	D1	2				
		TV 2	NX	1				
				132*				

[redacted]

DECLASSIFIED

[redacted]

TOTAL PROGRAM & NON-PROGRAM AIRCRAFT

TABLE 2 LOCATION OF AIRCRAFT INVENTORY AND PLANNED OPERATING ASSIGNMENTS

BY COMMAND AND UNIT

BUAER UNIT	LOCATION	MODEL	INVENTORY STATUS	INVENTORY NO. ON BOARD	PLANNED ASSIGNMENTS 31 DEC 1959	31 MAR 1960	30 JUN 1960	30 SEP 1960
O&R BUAER M&S	SAN DIEGO	F8U 1	B	4				
		F8U 1	DA	2				
		F8U 1	D1	3				
		F9F 6	ER	1				
		F3H 2M	MY	2				
		F3H 2M	NY	1				
		F2H 4	MY	2				
		F2H 4	Y	3				
		F2H 3	B	1				
		F2H 3	E1	8				
		F2H 3	E6	2				
		F2H 3	HO	1				
		F2H 3	Y	1				
		F3H 2	B	5				
		F3H 2	D1	1				
		F3H 2X	D4	2				
		F3H 2X	E4	1				
		F3H 2X	G8	1				
		F3D 2	P3	1				
		F3D 2T2	E1	3				
		F3D 2T2	E6	1				
		F3D 2T2	P4	3				
		F4D 1	B	4				
		F4D 1	D1	5				
		F4D 1	G9	3				
		F8U 1P	D1	2				
		FJ 3D2	B	2				
		F9F 2KD	NX	1				
		F9F 2KD	S4	1				
		F3D 2Q	D1	1				
		F3D 2Q	WB	1				
		F9F 8B	EN	1				
		AD 6	EJ	1				
		AD 5	B	1				
		AD 5W	EN	1				
		S2F 2	EJ	3				
		S2F 1	D1	2				
		S2F 1	EJ	6				
		P5M 2	B	1				
		P5M 2	DA	1				
		P5M 2	D1	2				
		P5M 1	D1	3				
		P5M 1	E1	2				
		P5M 1	G5	1				
		P5M 1	MY	8				
		OE 2	EJ	1				
		R4D 8	B	1				
		R4D 5	B	1				
		UF 1	EN	2				
		JD 1	EJ	1				
		JD 1	EN	1				
		TV 2	B	3				
		TV 2	DA	2				
		TV 2	D1	6				
		TV 2	E1	28				
		TV 2	E6	7				
		TV 2	NX	3				
		TV 2	S4	1				
		TV 2D	D1	2				
		TV 2D	E6	1				
		SNB 5	EJ	1				
		SNB 5	EN	1				
		SNB 5	NX	1				
		SNB 5P	EN	1				
		T 28B	F1	1				
		HSS 1	DA	4				
		HSS 1	D1	8				
		HOK 1	B	1				
		HOK 1	EN	1				
		HO4S 3	D1	1				
		HRS 3	DA	1				
		HRS 3	D1	11				
		HRS 3	E1	3				
		HRS 3	E6	7				
		HUS 1	D1	1				
		HR2S 1	G6	1				
		HUL 1	E1	1				
		HUP 2	B	1				
		HUP 2	D1	2				
		HUP 2	E6	1				
		HTL 4	P4	1				
		YF2Y 1	P3	1				
		P4Y 2K	G7	1				
				214*				

BUAER UNIT	LOCATION	MODEL	INVENTORY STATUS	INVENTORY NO. ON BOARD	PLANNED ASSIGNMENTS 31 DEC 1959	31 MAR 1960	30 JUN 1960	30 SEP 1960
AVCO MFG CORP								
AVCO	NASHVILLE	R4D 8	B	1				
		R4D 5	E1	1				
				2*				
BUREAU OF AERONAUTICS REPRESENTATIVES								
BAR M&S	AKRON	ZPG 3W	V	1				
				1*				
BAR M&S	BALTIMORE	P6M 2	V	3				
		P5M 2	D1	28				
		WV 2Q	G4	7				
		R6D 1	D3	4				
		R6D 1Z	D3	1				
		R4Y 1	B	1				
		R4Y 1	D3	3				
		YP6M 1	P3	4				
				51*				
BAR M&S	BETHPAGE	F11F 1F	Q1	1				
		WF 2	G5	1				
		WF 2	H5	1				
		WF 2	V	1				
		S2F 3	V	1				
		S2F 1	V	1				
		UF 2	B	1				
		UF 2	R	5				
		UF 2X	G4	8				
		F9F 8T	B	8				
		F9F 8T	V	4				
				32*				
BARR M&S	BLOOMFIELD	HU2K 1	V	1				
				1*				
BAR M&S	BURBANK	P2V 7	B	6				
		P2V 7	G5	15				
		P2V 7	R	1				
		P2V 5F	B	2				
		P2V 5F	G5	20				
		WV 4X	G5	1				
		WV 2	H5	1				
		R5D 2	G6	1				
		T2V 1	G5	1				
				48*				
BAR M&S	COLUMBUS	R4Y 1	B	1				
		T2J 1	B	8				
		T2J 1	C	1				
		T2J 1	G5	10				
				20*				
BAR M&S	DALLAS	F8U 2	B	7				
		F8U 1	B	10				
		F8U 1	G5	35				
		F8U 1P	B	5				
		F8U 1P	G5	4				
		F8U 1P	HO	1				
		F8U 1D	G5	1				
				63*				
BAR M&S	EL SEGUNDO	F4D 1	G5	1				
		A4D 2	G5	2				
		A4D 2N	V	3				
		A3D 2P	B	4				
		A3D 2P	G5	1				
		A3D 2Q	V	2				
		A3D 2T	V	1				
		A3D 2T	G5	5				
				19*				
BAR M&S	EST HARTFORD	HSS 2	V	1				
		HSS 1N	R	1				
		HUS 1	V	6				
		HR2S 1	V	2				
				10*				
BAR M&S	ONTARIO	WV 2Q	D9	1				
		R4D 8	D1	6				
		R4D 6	D1	4				
		R4D 5	D1	4				
		R4D 8Z	D1	1				
		R4D 6S	D1	1				
		R4D 5S	D1	1				
				18*				
BAR M&S	ST LOUIS	F3H 2	B	2				
		F3H 2N	G5	1				
		F4H 1	B	2				
				5*				

[redacted]

DECLASSIFIED

[redacted]

TOTAL PROGRAM & NON-PROGRAM AIRCRAFT

TABLE 2 LOCATION OF AIRCRAFT INVENTORY AND PLANNED OPERATING ASSIGNMENTS

BY COMMAND AND UNIT

BUAER UNIT	LOCATION	MODEL	INVENTORY STATUS	INVENTORY NO. ON BOARD	PLANNED ASSIGNMENTS 31 DEC 1959	31 MAR 1960	30 JUN 1960	30 SEP 1960
MISCELLANEOUS BUAER ACTIVITIES								
POOL BUAER M&S	BRUNSWICK	ZS2G 1	MX	1				
		ZSG 4	MX	2				
				3*				
POOL BUAER M&S	PTXNT RIVER	F4D 1	Y	1				
				1*				
POOL BUAER M&S	SO WEYMOUTH	ZPG 2W	MX	1				
				1*				
ACFT ON LOAN BUAER M&S								
ATOM ENER COMM		R4D 6R	U	1				
				1*				
BLATZ AIRLINES		R4D 6R	U	1				
				1*				
CAL AIR CHARTR		R4D 5R	U	1				
				1*				
CAL CEN AIRLNE		R4D 6R	U	1				
				1*				
CEN AIRLNE INC		R4D 6R	U	2				
		R4D 5R	U	1				
				3*				
DEPT OF AGRI		SNB 5	U	1				
				1*				
DEPT OF INT		R4D 6Q	U	1				
				1*				
DEPT OF JUSTCE		R4D 5	U	2				
				2*				
FED AVN AGENCY		F9F 8P	U	2				
		R4D 5	U	1				
		R4D 6R	U	15				
		R4D 5R	U	1				
		R4D 6Z	U	3				
		R4D 5Z	U	1				
		R4D 6Q	U	2				
		R4D 5Q	U	2				
		R4D 6S	U	8				
				35*				
GEN ELEC CO		XF4D 1	U	1				
				1*				
LAKE CEN AIRLN		R4D 6R	U	1				
		R4D 5R	U	1				
				2*				
NO CEN AIRLNS		R4D 6R	U	2				
				2*				
OZARK AIR INC		R4D 5R	U	3				
				3*				
PIEDMONT AVN		R4D 5R	U	3				
				3*				
TRANS TEX AIRW		R4D 5R	U	2				
				2*				
U S ARMY		A4D 1	U	1				
		R4D 6Q	U	4				
		R4D 5Q	U	1				
		R4D 6S	U	1				
		R4D 5S	U	1				
				8*				
USAF		F8U 1D	U	1				
		TV 2D	U	1				
		TV 2KD	U	1				
				3*				
U S CG		R5D 4R	U	1				
				1*				

BUAER UNIT	LOCATION	MODEL	INVENTORY STATUS	INVENTORY NO. ON BOARD	PLANNED ASSIGNMENTS 31 DEC 1959	31 MAR 1960	30 JUN 1960	30 SEP 1960
STORAGE FACILITIES								
STORAGE FACLTY	LITCHFLD PRK	F9F 8	MX	61				
		F9F 7	MX	35				
		F9F 6	MX	129				
		F3H 2M	MX	29				
		F3H 2M	MY	2				
		FJ 3	MX	56				
		FJ 3M	MX	10				
		F2H 4	MX	5				
		F2H 4	P4	4				
		F2H 4	WB	4				
		F2H 3	MX	9				
		F2H 3	P4	4				
		F2H 3	WB	2				
		F3D 2T2	MX	7				
		F3D 2T2	P4	3				
		F9F 8P	MX	27				
		F9F 6D	MX	8				
		F9F 6D	P4	1				
		F9F 2KD	MX	1				
		F9F 2KD	P4	1				
		F9F 8B	MY	44				
		F9F 8B	MX					
		F9F 8B	P4	1				
		AD 6	MX	77				
		AD 6	MY	4				
		AD 6	P4	7				
		AD 6	WB	13				
		AD 5	F1	2				
		AD 5	MX	25				
		AD 5	P4	1				
		AD 5N	MX	15				
		AD 5W	MX	61				
		AD 5W	MY	2				
		AJ 2P	MX	2				
		AJ 2P	P4	1				
		AJ 2	MX	32				
		AJ 2	P4	1				
		P2V 6	MX	3				
		P2V 6M	MX	5				
		P2V 4	MX	17				
		P2V 3	MX	17				
		P2V 3B	MX	7				
		P2V 3W	MX	5				
		P2V 2	MX	33				
		P2V 2	P4	6				
		WV 2	MX	8				
		R4Q 1	MX	30				
		R4Q 1	MY	1				
		R4D 5	MX	1				
		R4D 6R	MX	1				
		R4D 5R	MX	4				
		R4D 6Z	MX	3				
		UF 1	MX	9				
		JD 1	MX	19				
		JD 1	P4	1				
		JD 1X	EM	1				
		JD 1X	MX	10				
		JD 1D	MX	1				
		TV 2	MX	211				
		TV 2	P4	16				
		TV 2D	MX	3				
		TV 2KD	MX	6				
		JRB 6	MX	44				
		SNB 5	MX	184				
		SNB 5	P4	1				
		SNB 5P	MX	4				
		T 34B	MX	1				
		T 28B	MX	26				
		T 28C	MX	65				
		R4D 6Q	WB	1				
		R4D 5Q	MX	1				
		R4D 5Q	WB	1				
		R4D 6S	MX	8				
		R4D 5S	MX	9				
		HTL 5	MX	7				
		HTL 5	P4	1				
		F9F 6K	MY	28				
		P4Y 2K	MY	10				
				1495*				
NON OPERATIONAL SUPPORT				1421				
RESERVE STOCK				1777				
TOTAL PROGRAM				3198				
NON PROGRAM (INCLUDING DRONES)				425				
TOTAL INVENTORY				3623				

[redacted]

TABLE 3

PROGRAM AIRCRAFT

PROGRAM INVENTORY BY STATUS AND PLANNED OPERATING ASSIGNMENTS

BY COMMAND, CLASS AND MODEL

CLASS AND MODEL	COMMAND	TOTAL	BUAER (M & S)		OPERATING COMMANDS				PLANNED ASSIGNMENTS			
					OPERATIONAL POOL							
						NOT READY FOR ISSUE						
			NON OPERATIONAL SUPPORT	RESERVE STOCK	READY FOR ISSUE	UNDG. INT. REWK AIRLINE & PROG. MAINT.	OTHER	ON BOARD OPERATING INV.	31 DEC 1959	31 MAR 1960	30 JUN 1960	30 SEP 1960
	LANT	2201			79	81	65	1976	1914	1905	1878	1873
	PAC	2689			178	126	133	2252	2325	2301	2317	2326
	NABS	530			28		3	499	467	478	473	472
	NATRA	1642			37	15	15	1575	1486	1458	1453	1436
	NART	864			1	10	49	804	850	800	773	759
	R&D	172					1	171	160	159	156	156
	BUAER	3198	1421	1777								
		11296	1421	1777	323	232	266	7277	7202	7101	7050	7022
FIGHTER JET	LANT	534			39	44	24	427	429	428	423	423
	PAC	838			128	49	51	610	656	636	648	656
	NABS	1						1	1	1	1	1
	NATRA	155			8	3	2	142	141	145	140	140
	NART	258			1	1	30	226	229	176	155	141
	R&D	65						65	57	57	57	57
	BUAER	811	329	482								
		2662	329	482	176	97	107	1471	1513	1443	1424	1418
ATTACK JET	LANT	409			6	20	13	370	357	369	373	376
	PAC	500			15	56	18	411	470	483	484	487
	NATRA	145			5			140	92	100	114	114
	NART	58					2	56	64	64	64	64
	R&D	26					1	25	17	17	17	17
	BUAER	154	101	53								
		1292	101	53	26	76	34	1002	1000	1033	1052	1058
ATTACK PROP	LANT	208			7		16	185	164	155	152	152
	PAC	245			8		17	220	203	195	189	188
	NABS	20			4			16	16	14	14	14
	NATRA	43			2		1	40	33	31	30	30
	NART	70					2	68	70	70	70	70
	R&D	11						11	11	11	11	11
	BUAER	452	232	220								
		1049	232	220	21		36	540	497	476	466	465
ANTI SUBMARINE	LANT	142				4		138	124	124	122	122
	PAC	95			8	5		82	80	80	81	81
	NABS	2						2	2	2	2	2
	NATRA	81				1		80	77	77	77	77
	NART	167				9	4	154	174	174	174	168
	R&D	2						2	7	7	7	7
	BUAER	120	120									
		609	120		8	19	4	458	464	464	463	457
PATROL	LANT	203			3	3		197	193	190	190	190
	PAC	200			7	3	3	187	187	184	184	184
	NATRA	30			4			26	18	16	17	
	NART	94					1	93	103	100	97	96
	R&D	15						15	13	13	13	13
	BUAER	250	155	95								
		792	155	95	14	6	4	518	514	503	501	483
WARNING	LANT	56			7	8	1	40	44	46	46	46
	PAC	52				7		45	44	46	46	46
	NABS	3						3	3	3	3	3
	NATRA	6						6	5	4	4	4
	R&D	6						6	6	6	6	6
	BUAER	18	10	8								
		141	10	8	7	15	1	100	102	105	105	105
OBSERVATION	LANT	13						13	12	12	12	12
	PAC	28			2		3	23	24	24	24	24
	BUAER	8	8									
		49	8		2		3	36	36	36	36	36
TRANSPORT	LANT	153				2	4	147	145	143	131	127
	PAC	141			1	6	5	129	132	131	131	123
	NABS	86			2		1	83	77	77	77	76
	NATRA	18					1	17	18	18	18	18
	NART	59					3	56	57	59	56	57
	R&D	11						11	16	16	13	13
	BUAER	99	59	40								
		567	59	40	3	8	14	443	445	444	426	414
UTILITY	LANT	34						34	33	31	30	30
	PAC	56			3		5	48	37	37	37	37
	NABS	18						18	17	15	15	15
	NATRA	2						2	2	2	2	2
	R&D	5						5	4	4	4	4
	BUAER	83	32	51								
		198	32	51	3		5	107	93	89	88	88

DECLASSIFIED

[redacted]

TABLE 3

PROGRAM AIRCRAFT

PROGRAM INVENTORY BY STATUS AND PLANNED OPERATING ASSIGNMENTS

BY COMMAND, CLASS AND MODEL

CLASS AND MODEL	COMMAND	TOTAL	BUAER (M & S)		OPERATING COMMANDS				PLANNED ASSIGNMENTS			
					OPERATIONAL POOL							
						NOT READY FOR ISSUE						
			NON OPERATIONAL SUPPORT	RESERVE STOCK	READY FOR ISSUE	UNDG. INT. REWK AIRLINE & PROG. MAINT.	OTHER	ON BOARD OPERATING INV.	31 DEC 1959	31 MAR 1960	30 JUN 1960	30 SEP 1960
TRAINING JET	LANT	104			11		4	89	93	92	92	92
	PAC	146			4		2	140	135	134	144	144
	NABS	72			1			71	62	76	79	79
	NATRA	296				11	4	281	297	306	306	306
	NART	54					3	51	55	55	55	61
	R&D	12						12	5	4	5	5
	BUAER	317	92	225								
		1001	92	225	16	11	13	644	647	667	681	687
TRAINING PROP	LANT	82			5		1	76	56	50	38	34
	PAC	86					5	81	69	62	55	53
	NABS	268			20		2	246	228	229	223	223
	NATRA	781			17		6	758	712	670	658	658
	NART	48					2	46	48	48	48	48
	R&D	9						9	10	9	9	9
	BUAER	660	139	521								
		1934	139	521	42		16	1216	1123	1068	1031	1025
ROTARY WING	LANT	255			1		1	253	256	257	261	261
	PAC	302			2		24	276	288	289	294	303
	NABS	60			1			59	61	61	59	59
	NATRA	84					1	83	91	89	87	87
	NART	56					2	54	50	54	54	54
	R&D	8						8	10	11	11	11
	BUAER	201	141	60								
		966	141	60	4		28	733	756	761	766	775
AIRSHIPS	LANT	8					1	7	8	8	8	8
	NATRA	1			1							
	R&D	2						2	4	4	3	3
	BUAER	25	3	22								
		36	3	22	1		1	9	12	12	11	11
		11296	1421	1777	323	232	266	7277	7202	7101	7050	7022
FIGHTER JET												
VF DAY	LANT	255			14	20	9	212	218	222	222	218
	PAC	353			69	15	20	249	281	265	275	271
	NATRA	104			5	3		96	95	117	126	126
	NART	201			1	1	30	169	162	120	105	110
	R&D	26						26	26	26	26	26
	BUAER	577	192	385								
		1516	192	385	89	39	59	752	782	750	754	751
VF AW	LANT	214			25	23	14	152	159	155	155	159
	PAC	361			41	32	19	269	203	275	276	288
	NATRA	44			3		1	40	42	24	10	10
	NART	49						49	53	47	45	26
	R&D	27						27	20	20	20	20
	BUAER	126	88	38								
		821	88	38	69	55	34	537	557	521	506	503
VF P	LANT	42				1	1	40	37	37	33	33
	PAC	76			12	2	8	54	52	55	55	55
	NABS	1						1	1	1	1	1
	NATRA	7					1	6	4	4	4	4
	NART	8						8	14	9	5	5
	R&D	2						2	4	4	4	4
	BUAER	64	22	42								
		200	22	42	12	3	10	111	112	110	102	102
VF D	LANT	13						13	7	7	7	7
	PAC	21			4		3	14	18	23	24	24
	R&D	10						10	7	7	7	7
	BUAER	38	26	12								
		82	26	12	4		3	37	32	37	38	38
VF KD	LANT	1						1				
	PAC	9			2			7	6	4	4	4
	BUAER	5		5								
		15		5	2			8	6	4	4	4
VF Q	LANT	9						9	8	7	6	6
	PAC	18					1	17	16	14	14	14
	BUAER	1	1									
		28	1				1	26	24	21	20	20
		2662	329	482	176	97	107	1471	1513	1443	1424	1418

[redacted]

DECLASSIFIED

CONFIDENTIAL

TABLE 3 PROGRAM AIRCRAFT

PROGRAM INVENTORY BY STATUS AND PLANNED OPERATING ASSIGNMENTS

BY COMMAND, CLASS AND MODEL

CLASS AND MODEL	COMMAND	TOTAL	BUAER (M & S)		OPERATING COMMANDS				PLANNED ASSIGNMENTS			
					OPERATIONAL POOL							
						NOT READY FOR ISSUE						
			NON OPERATIONAL SUPPORT	RESERVE STOCK	READY FOR ISSUE	UNDG. INT. REWK AIRLINE & PROG. MAINT.	OTHER	ON BOARD OPERATING INV	31 DEC 1959	31 MAR 1960	30 JUN 1960	30 SEP 1960
ATTACK JET												
VA DAY	LANT	338			6	16	9	307	280	280	280	280
	PAC	437			15	48	16	358	404	407	408	406
	NATRA	145			5			140	92	100	114	114
	NART	58					2	56	64	64	64	64
	R&D	17					1	16	14	14	14	14
	BUAER	127	74	53								
		1122	74	53	26	64	28	877	854	865	880	878
VA AW	LANT										4	7
	PAC									1	1	1
	R&D								1	1	1	1
									1	2	6	9
VA P	LANT	1						1	10	14	14	13
	PAC	2						2	7	10	10	9
	R&D	1						1				
	BUAER	5	5									
		9	5					4	17	24	24	22
VA Q	LANT	1						1	4	8	8	9
	PAC	1						1	3	8	8	9
	R&D	1						1				
	BUAER	2	2									
		5	2					3	7	16	16	18
VA HT	LANT								2	4	4	4
	PAC								2	4	4	4
	BUAER	1	1									
		1	1						4	8	8	8
VA H	LANT	69				4	4	61	61	63	63	63
	PAC	60				8	2	50	54	53	53	58
	R&D	7						7	2	2	2	2
	BUAER	16	16									
		152	16			12	6	118	117	118	118	123
VA SM	BUAER	3	3									
		3	3									
		1292	101	53	26	76	34	1002	1000	1033	1052	1058
ATTACK PROP												
VA DAY	LANT	122			7		15	100	98	96	94	94
	PAC	146			6		12	128	129	126	121	121
	NABS	18			4			14	14	12	12	12
	NATRA	34						34	29	27	26	26
	NART	57					2	55	59	59	59	59
	R&D	7						7	7	7	7	7
	BUAER	263	155	108								
		647	155	108	17		29	338	336	327	319	319
VA AW	LANT	28						28	14	14	14	14
	PAC	40			1			39	16	18	18	18
	NABS	2						2	2	2	2	2
	NATRA	9			2		1	6	4	4	4	4
	NART	13						13	11	11	11	11
	R&D	2						2	2	2	2	2
	BUAER	68	53	15								
		162	53	15	3		1	90	49	51	51	51
VA W	LANT	48					1	47	44	44	44	44
	PAC	42			1			41	49	49	50	49
	R&D	2						2	2	2	2	2
	BUAER	87	24	63								
		179	24	63	1		1	90	95	95	96	95
VA P	LANT	7						7	5	1		
	PAC	8						8	5	2		
	BUAER	2		2								
		17		2				15	10	3		
VA Q	LANT	3						3	3			
	PAC	5					1	4	4			
		8					1	7	7			
VA H	PAC	4					4					
	BUAER	32		32								
		36		32			4					
		1049	232	220	21		36	540	497	476	466	465

CONFIDENTIAL

DECLASSIFIED

TABLE 3

PROGRAM AIRCRAFT

PROGRAM INVENTORY BY STATUS AND PLANNED OPERATING ASSIGNMENTS

BY COMMAND, CLASS AND MODEL

CLASS AND MODEL	COMMAND	TOTAL	BUAER (M & S)		OPERATING COMMANDS				PLANNED ASSIGNMENTS			
					OPERATIONAL POOL							
						NOT READY FOR ISSUE						
			NON OPERATIONAL SUPPORT	RESERVE STOCK	READY FOR ISSUE	UNDG. INT. REWK AIRLINE & PROG. MAINT.	OTHER	ON BOARD OPERATING INV.	31 DEC 1959	31 MAR 1960	30 JUN 1960	30 SEP 1960
ANTI SUBMARINE												
VS	LANT	142				4		138	124	124	122	122
	PAC	95			8	5		82	80	80	81	81
	NABS	2						2	2	2	2	2
	NATRA	81				1		80	77	77	77	77
	NART	167				9	4	154	174	174	174	168
	R&D	2						2	7	7	7	7
	BUAER	120	120									
		609	120		8	19	4	458	464	464	463	457
		609	120		8	19	4	458	464	464	463	457
PATROL												
VP L	LANT	150			3	3		144	142	138	138	138
	PAC	124			3	3	2	116	113	110	110	110
	NATRA	22			4			18	18	16	17	
	NART	94					1	93	103	100	97	96
	R&D	13						13	12	12	12	12
	BUAER	200	113	87								
		603	113	87	10	6	3	384	388	376	374	356
VP LD	LANT	1						1	1	2	2	2
	PAC	2						2	2	2	2	2
	R&D	1						1	1	1	1	1
	BUAER	2	2									
		6	2					4	4	5	5	5
VP S	LANT	52						52	50	50	50	50
	PAC	74			4		1	69	72	72	72	72
	NATRA	8						8				
	R&D	1						1				
	BUAER	48	40	8								
		183	40	8	4		1	130	122	122	122	122
		792	155	95	14	6	4	518	514	503	501	483
WARNING												
VW WEA	LANT	7						7	6	6	6	6
		7						7	6	6	6	6
VW AEW	LANT	49			7	8	1	33	37	37	36	36
	PAC	52				7		45	43	43	43	43
	NABS	3						3	3	3	3	3
	NATRA	6						6	5	4	4	4
	R&D	6						6	6	6	6	6
	BUAER	10	2	8								
		126	2	8	7	15	1	93	94	93	92	92
VW Q	LANT								1	3	4	4
	PAC								1	3	3	3
	BUAER	8	8									
		8	8						2	6	7	7
		141	1	8	7	15	1	100	102	105	105	105
OBSERVATION												
VO	LANT	13						13	12	12	12	12
	PAC	28			2		3	23	24	24	24	24
	BUAER	8	8									
		49	8		2		3	36	36	36	36	36
		49	8		2		3	36	36	36	36	36
TRANSPORT												
VR H	LANT	27				1	2	24	25	25	24	24
	PAC	60				3	3	54	59	60	60	59
	NABS	14			1			13	14	14	14	14
	NATRA	6					1	5	5	5	5	5
	NART	34					3	31	38	40	39	40
	R&D	2						2	3	3	3	3
	BUAER	21	21									
		164	21		1	4	9	129	144	147	145	145

DECLASSIFIED

CONFIDENTIAL

TABLE 3 PROGRAM AIRCRAFT

PROGRAM INVENTORY BY STATUS AND PLANNED OPERATING ASSIGNMENTS

BY COMMAND, CLASS AND MODEL

CLASS AND MODEL	COMMAND	TOTAL	BUAER (M & S)		OPERATING COMMANDS				PLANNED ASSIGNMENTS			
					OPERATIONAL POOL							
						NOT READY FOR ISSUE						
			NON OPERATIONAL SUPPORT	RESERVE STOCK	READY FOR ISSUE	UNDG. INT. REWK AIRLINE & PROG. MAINT.	OTHER	ON BOARD OPERATING INV.	31 DEC 1959	31 MAR 1960	30 JUN 1960	30 SEP 1960
VR M	LANT	99						99	97	95	89	85
	PAC	49			1	1	2	45	44	44	44	43
	NABS	59			1		1	57	50	50	50	49
	NATRA	12						12	13	13	13	13
	NART	24						24	19	19	17	17
	R&D	8						8	12	12	8	8
	BUAER	74	34	40								
		325	34	40	2	1	3	245	235	233	221	215
VR C	LANT	27				1	2	24	23	23	18	18
	PAC	32				2		30	29	27	27	21
	NABS	13						13	13	13	13	13
	NART	1						1				
	R&D	1						1	1	1	2	2
	BUAER	4	4									
		78	4			3	2	69	66	64	60	54
		567	59	40	3	8	14	443	445	444	426	414
UTILITY												
VU SAR	LANT	20						20	21	20	19	19
	PAC	27			3		2	22	21	21	21	21
	NABS	18						18	17	15	15	15
	NATRA	2						2	2	2	2	2
	BUAER	32	23	9								
		99	23	9	3		2	62	61	58	57	57
VU TOW	LANT	12						12	10	9	9	9
	PAC	24					3	21	14	14	14	14
	R&D	1						1	1	1	1	1
	BUAER	46	5	41								
		83	5	41			3	34	25	24	24	24
VU T&D	LANT	2						2	2	2	2	2
	PAC	5						5	2	2	2	2
	R&D	4						4	3	3	3	3
	BUAER	5	4	1								
		16	4	1				11	7	7	7	7
		198	32	51	3		5	107	93	89	88	88
TRAINING JET												
VT	LANT	103			11		4	88	93	92	92	92
	PAC	139			3		1	135	129	128	138	138
	NABS	72			1			71	62	76	79	79
	NATRA	296				11	4	281	297	306	306	306
	NART	54					3	51	55	55	55	61
	R&D	10						10	5	4	5	5
	BUAER	305	89	216								
		979	89	216	15	11	12	636	641	661	675	681
VT D	PAC	7			1		1	5	6	6	6	6
	R&D	1						1				
	BUAER	6	3	3								
		14	3	3	1		1	6	6	6	6	6
VT KD	LANT	1						1				
	R&D	1						1				
	BUAER	6		6								
		8		6				2				
		1001	92	225	16	11	13	644	647	667	681	687
TRAINING PROP												
VT ME	LANT	64			1			63	41	35	23	19
	PAC	66					5	61	50	44	37	35
	NABS	215			11		1	203	186	187	181	181
	NATRA	132					2	130	117	84	78	78
	NART	44					2	42	42	42	42	42
	R&D								1	1	1	1
	BUAER	261	29	232								
		782	29	232	12		10	499	437	393	362	356

CONFIDENTIAL

DECLASSIFIED

TABLE 3 PROGRAM AIRCRAFT

PROGRAM INVENTORY BY STATUS AND PLANNED OPERATING ASSIGNMENTS

BY COMMAND, CLASS AND MODEL

CLASS AND MODEL	COMMAND	TOTAL	BUAER (M & S)		OPERATING COMMANDS				PLANNED ASSIGNMENTS			
					OPERATIONAL POOL							
						NOT READY FOR ISSUE						
			NON OPERATIONAL SUPPORT	RESERVE STOCK	READY FOR ISSUE	UNDG. INT REWK AIRLINE & PROG. MAINT.	OTHER	ON BOARD OPERATING INV	31 DEC 1959	31 MAR 1960	30 JUN 1960	30 SEP 1960
VT MEP	LANT	2						2	2	2	2	2
	PAC	8						8	6	5	5	5
	NABS	7						7	6	6	6	6
	NATRA	10						10	11	11	11	11
	NART	4						4	4	4	4	4
	BUAER	8	4	4								
		39	4	4				31	29	28	28	28
VT SE	LANT	13			4		1	8	11	11	11	11
	PAC	11						11	10	10	10	10
	NABS	45			9		1	35	36	36	36	36
	NATRA	634			17		4	613	580	571	565	565
	R&D	4						4	4	4	4	4
	BUAER	370	103	267								
		1077	103	267	30		6	671	641	632	626	626
VT E	NART								2	2	2	2
	BUAER	20	2	18								
		20	2	18					2	2	2	2
VT NAV	NABS	1						1				
	NATRA	5						5	4	4	4	4
		6						6	4	4	4	4
VT D	LANT	3						3	2	2	2	2
	PAC	1						1	3	3	3	3
	R&D	5						5	5	4	4	4
	BUAER	1	1									
		10	1					9	10	9	9	9
		1934	139	521	42		16	1216	1123	1068	1031	1025
ROTARY WING												
HS	LANT	84			1			83	87	87	89	94
	PAC	59						59	56	56	57	64
	NART	32						32	25	27	27	27
	R&D	4						4	7	8	8	8
	BUAER	29	29									
		208	29		1			178	175	178	181	193
HO	LANT	17						17	14	14	14	14
	PAC	26					4	22	29	29	29	29
	NABS	12			1			11	12	11	11	11
	NATRA	22					1	21	19	19	19	19
	BUAER	21	21									
		98	21		1		5	71	74	73	73	73
HR L	LANT	79						79	81	84	86	86
	PAC	130			2		9	119	123	125	129	133
	NABS	24						24	27	28	26	26
	NATRA	7						7	10	10	12	12
	NART	2					1	1				
	R&D	1						1	2	3	3	3
	BUAER	48	48									
		291	48		2		10	231	243	250	256	260
HR M	LANT	19					1	18	18	18	16	13
	PAC	18					1	17	16	16	16	13
	NABS	2						2	2	2	2	2
	BUAER	3	3									
		42	3				2	37	36	36	34	28
HU	LANT	51						51	53	49	48	46
	PAC	67					10	57	60	58	57	58
	NABS	22						22	20	20	20	20
	NATRA	16						16	23	23	21	21
	NART	21					1	20	25	27	27	27
	R&D	2						2	1			
	BUAER	74	25	49								
		253	25	49			11	168	182	177	173	172
HT	LANT	5						5	3	5	8	8
	PAC	2						2	4	5	6	6
	NATRA	39						39	39	37	35	35
	NART	1						1				
	R&D	1						1				
	BUAER	26	15	11								
		74	15	11				48	46	47	49	49
		966	141	60	4		28	733	756	761	766	775

DECLASSIFIED

TABLE 3 PROGRAM AIRCRAFT

PROGRAM INVENTORY BY STATUS AND PLANNED OPERATING ASSIGNMENTS

BY COMMAND, CLASS AND MODEL

CLASS AND MODEL		COMMAND	TOTAL	BUAER (M & S)		OPERATING COMMANDS				PLANNED ASSIGNMENTS			
						OPERATIONAL POOL							
							NOT READY FOR ISSUE						
				NON OPERATIONAL SUPPORT	RESERVE STOCK	READY FOR ISSUE	UNDG. INT. REWK AIRLINE & PROG. MAINT.	OTHER	ON BOARD OPERATING INV	31 DEC 1959	31 MAR 1960	30 JUN 1960	30 SEP 1960
AIRSHIPS													
ZP		LANT	4					1	3	4	4	4	4
		NATRA	1			1							
		R&D	2						2	3	3	3	3
		BUAER	23	2	21								
			30	2	21	1		1	5	7	7	7	7
ZW		LANT	4						4	4	4	4	4
		R&D								1	1		
		BUAER	2	1	1								
			6	1	1				4	5	5	4	4
			36	3	22	1		1	9	12	12	11	11
FIGHTER JET													
VF DAY													
	F8U 2	LANT	34					1	33	41	57	62	63
		PAC	28						28	38	56	74	74
		R&D	4						4				
		BUAER	8	8									
			74	8				1	65	79	113	136	137
	F8U 1	LANT	93			10	4	3	76	101	116	115	110
		PAC	94			7	6	12	69	155	141	147	147
		R&D	4						4	6	6	6	6
		BUAER	56	56									
			247	56		17	10	15	149	262	263	268	263
	F8U 1E	LANT	43				4	2	37				
		PAC	67			2		2	63				
		R&D	1						1				
		BUAER	2	2									
			113	2		2	4	4	101				
	F11F 1	LANT	19			4	3	1	11	18	18	18	18
		PAC	57			18	3	2	34	28	28	14	14
		NATRA	50				3		47	60	70	80	80
		R&D	6						6	4	4	4	4
		BUAER	23	22	1								
			155	22	1	22	9	3	98	110	120	116	116
	F9F 8	LANT	6					1	5				
		PAC	1			1							
		NATRA	54			5			49	35	29	14	14
		NART	5						5				
		R&D	3						3	4	4	4	4
		BUAER	92	1	91								
			161	1	91	6		1	62	39	33	18	18
	F9F 7	BUAER	46		46								
			46		46								
	F9F 6	NART	93					29	64	33			
		R&D	1						1				
		BUAER	131	1	130								
			225	1	130			29	65	33			
	F3H 2M	PAC	15			5	2	1	7	14	14	14	10
		R&D	1						1	2	2	2	2
		BUAER	47	1	46								
			63	1	46	5	2	1	8	16	16	16	12
	FJ 4	PAC	91			36	4	3	48	46	26	26	26
		NATRA									18	32	32
		NART	11						11	35	39	48	68
		R&D	2						2	4	4	4	4
		BUAER	9	9									
			113	9		36	4	3	61	85	87	110	130
	FJ 3	LANT	24						24	27	27	27	27
		NART	64			1	1	1	61	78	49	34	27
		R&D	4						4	5	5	5	5
		BUAER	102	41	61								
			194	41	61	1	1	1	89	110	81	66	59
	FJ 3M	LANT	36				9	1	26	31	4		

DECLASSIFIED

TABLE 3 PROGRAM AIRCRAFT

PROGRAM INVENTORY BY STATUS AND PLANNED OPERATING ASSIGNMENTS

BY COMMAND, CLASS AND MODEL

CLASS AND MODEL		COMMAND	TOTAL	BUAER (M & S)		OPERATING COMMANDS				PLANNED ASSIGNMENTS			
						OPERATIONAL POOL							
							NOT READY FOR ISSUE						
				NON OPERATIONAL SUPPORT	RESERVE STOCK	READY FOR ISSUE	UNDG. INT. REWK AIRLINE & PROG. MAINT.	OTHER	ON BOARD OPERATING INV.	31 DEC 1959	31 MAR 1960	30 JUN 1960	30 SEP 1960
VF AW													
	F8U 2N	LANT											4
		PAC											6
													10
	F2H 4	LANT	3						3				
		PAC	4						4				
		NART	38						38	42	37	35	20
		BUAER	17	10	7								
			62	10	7				45	42	37	35	20
	F2H 3	PAC	5			1		1	3				
		NATRA	44			3		1	40	42	24	10	10
		NART	11						11	11	10	10	6
		BUAER	30	21	9								
			90	21	9	4		2	54	53	34	20	16
	F3H 2	LANT	80			7	4	9	60	53	53	53	53
		PAC	132			22	1	2	107	135	135	135	135
		R&D	5						5	4	4	4	4
		BUAER	15	15									
			232	15		29	5	11	172	192	192	192	192
	F3H 2X	BUAER	9	9									
			9	9									
	F3H 2N	LANT	7				7						
		PAC	29			1	10	4	14				
		R&D	7						7	4	4	4	4
		BUAER	19	8	11								
			62	8	11	1	17	4	21	4	4	4	4
	F4H 1	PAC										1	7
		BUAER	2	2									
			2	2								1	7
	F3D 2	LANT	1						1				
		PAC	1						1				
		R&D	4						4	4	4	4	4
			6						6	4	4	4	4
	F3D 2T2	LANT	16			12			4	11	11	11	11
		PAC	11						11	11	11	11	11
		R&D	2						2				
		BUAER	15	4	11								
			44	4	11	12			17	22	22	22	22
	F3D 2M	R&D	3						3				
			3						3				
	F4D 1	LANT	107			6	12	5	84	95	91	91	91
		PAC	179			17	21	12	129	137	129	129	129
		R&D	6						6	8	8	8	8
		BUAER	19	19									
			311	19		23	33	17	219	240	228	228	228
			821	88	38	69	55	34	537	557	521	506	503
VF P													
	F8U 1P	LANT	32				1		31	33	33	33	33
		PAC	54			9	2		43	52	55	55	55
		NABS	1						1	1	1	1	1
		R&D	1						1	2	2	2	2
		BUAER	12	12									
			100	12		9	3		76	88	91	91	91
	F9F 8P	LANT	10					1	9	4	4		
		PAC	22			3		8	11				
		NATRA	3						3	4	4	4	4
		NART	8						8	14	9	5	5
		R&D	1						1	2	2	2	2
		BUAER	52	10	42								
			96	10	42	3		9	32	24	19	11	11
	F9F 6P	NATRA	4					1	3				
			4					1	3				
			200	22	42	12	3	10	111	112	110	102	102
VF D													
	F8U 1D	BUAER	1	1									
			1	1									
	F9F 6D	PAC	3					1	2				
		R&D	10						10	5	5	5	5
		BUAER	13	2	11								
			26	2	11			1	12	5	5	5	5

DECLASSIFIED.

[redacted]

TABLE 3

PROGRAM AIRCRAFT

PROGRAM INVENTORY BY STATUS AND PLANNED OPERATING ASSIGNMENTS

BY COMMAND, CLASS AND MODEL

CLASS AND MODEL		COMMAND	TOTAL	BUAER (M & S)		OPERATING COMMANDS				PLANNED ASSIGNMENTS			
						OPERATIONAL POOL							
							NOT READY FOR ISSUE						
				NON OPERATIONAL SUPPORT	RESERVE STOCK	READY FOR ISSUE	UNDG. INT. REWK AIRLINE & PROG. MAINT.	OTHER	ON BOARD OPERATING INV.	31 DEC 1959	31 MAR 1960	30 JUN 1960	30 SEP 1960
	FJ 3D	LANT	4						4				
		PAC	9					2	7	12	12	12	12
		R&D								2	2	2	2
		BUAER	14	13	1								
			27	13	1			2	11	14	14	14	14
	FJ 3D2	LANT	9						9	7	7	7	7
		PAC	9			4			5	6	11	12	12
		BUAER	6	6									
			24	6		4			14	13	18	19	19
	FJ 3D2X	BUAER	4	4									
			4	4									
			82	26	12	4		3	37	32	37	38	38
VF KD	F9F 5KD	LANT	1						1				
		PAC	9			2			7	6	4	4	4
		BUAER	3		3								
			13		3	2			8	6	4	4	4
	F9F 2KD	BUAER	2		2								
			2		2								
			15		5	2			8	6	4	4	4
VF Q	F3D 2Q	LANT	9						9	8	7	6	6
		PAC	18					1	17	16	14	14	14
		BUAER	1	1									
			28	1				1	26	24	21	20	20
			28	1				1	26	24	21	20	20
ATTACK JET													
VA DAY	A4D 2	LANT	285			4	14	8	259	248	236	225	207
		PAC	201			11	13	6	171	170	158	168	171
		R&D	3						3	4	4	4	4
		BUAER	10	10									
			499	10		15	27	14	433	422	398	397	382
	A4D 2N	LANT-PAC								10	24	47	73
										16	50	77	101
		BUAER	3	3									
			3	3						26	74	124	174
	A4D 1	LANT	38			2	2	1	33	22	20	8	
		PAC	71			1	4	2	64	61	56	32	3
		NART											16
		R&D	6						6	5	5	5	5
		BUAER	12	12									
			127	12		3	6	3	103	88	81	45	24
	FJ 4B	PAC	165			3	31	8	123	157	143	131	131
		R&D	5					1	4	2	2	2	2
		BUAER	12	12									
			182	12		3	31	9	127	159	145	133	133
	F9F 8B	LANT	15						15				
		NATRA	145			5			140	92	100	114	114
		NART	58					2	56	64	64	64	48
		R&D	3						3	3	3	3	3
		BUAER	90	37	53								
			311	37	53	5		2	214	159	167	181	165
			1122	74	53	26	64	28	877	854	865	880	878
VA AW	A3J 1	LANT										4	7
		PAC									1	1	1
		R&D								1	1	1	1
										1	2	6	9
										1	2	6	9
VA P	A3D 2P	LANT	1						1	10	14	14	13
		PAC	2						2	7	10	10	9
		BUAER	5	5									
			8	5					3	17	24	24	22
	A3D 1P	R&D	1						1				
			1						1				
			9	5					4	17	24	24	22

[redacted]

[redacted]

DECLASSIFIED

TABLE 3 PROGRAM AIRCRAFT

PROGRAM INVENTORY BY STATUS AND PLANNED OPERATING ASSIGNMENTS

BY COMMAND, CLASS AND MODEL

CLASS AND MODEL		COMMAND	TOTAL	BUAER (M & S)		OPERATING COMMANDS				PLANNED ASSIGNMENTS			
						OPERATIONAL POOL							
							NOT READY FOR ISSUE						
				NON OPERATIONAL SUPPORT	RESERVE STOCK	READY FOR ISSUE	UNDG. INT. REWK. AIRLINE & PROG. MAINT.	OTHER	ON BOARD OPERATING INV.	31 DEC 1959	31 MAR 1960	30 JUN 1960	30 SEP 1960
VA Q													
	A3D 2Q	LANT								3	7	8	8
		PAC								2	7	8	8
		R&D	1						1				
		BUAER	2	2									
			3	2					1	5	14	16	16
	A3D 1Q	LANT	1						1	1	1		1
		PAC	1						1	1	1		1
			2						2	2	2		2
			5	2					3	7	16	16	18
VA HT													
	A3D 2T	LANT								2	4	4	4
		PAC								2	4	4	4
		BUAER	1	1									
			1	1						4	8	8	8
			1	1						4	8	8	8
VA H													
	A3D 2	LANT	53				3	3	47	51	53	53	46
		PAC	54				7	2	45	44	43	43	48
		R&D	4						4	1	1	1	1
		BUAER	9	9									
			120	9			10	5	96	96	97	97	95
	A3D 1	LANT	16				1	1	14	10	10	10	17
		PAC	6				1		5	10	10	10	10
		R&D	3						3	1	1	1	1
		BUAER	7	7									
			32	7			2	1	22	21	21	21	28
			152	16			12	6	118	117	118	118	123
VA SM													
	P6M 2	BUAER	3	3									
			3	3									
			3	3									
ATTACK PROP													
VA DAY													
	AD 7	PAC	44			1		1	42	41	41	41	41
		R&D								2	2	2	2
		BUAER	11	11									
			55	11		1		1	42	43	43	43	43
	AD 6	LANT	109			6		14	89	88	88	88	88
		PAC	85			3		10	72	72	72	72	72
		NABS	7						7	7	7	7	7
		NATRA	27						27	24	22	21	21
		NART	7					1	6				
		R&D	1						1	2	2	2	2
		BUAER	195	112	83								
			431	112	83	9		25	202	193	191	190	190
	AD 5	LANT	13			1		1	11	10	8	6	6
		PAC	17			2		1	14	16	13	8	8
		NABS	10			4			6	7	5	5	5
		NATRA	7						7	5	5	5	5
		NART	50					1	49	59	59	59	59
		R&D	6						6	3	3	3	3
		BUAER	57	32	25								
			160	32	25	7		3	93	100	93	86	86
	AD 4B	NABS	1						1				
			1						1				
			647	155	108	17		29	338	336	327	319	319
VA AW													
	AD 5N	LANT	9						9				
		PAC	18			1			17				
		NATRA	9			2		1	6	4	4	4	4
		NART	13						13	11	11	11	11
		R&D	2						2	1	1	1	1
		BUAER	58	43	15								
			109	43	15	3		1	47	16	16	16	16
	AD 5Q	LANT	17						17	12	12	12	12
		PAC	20						20	14	16	16	16
		NABS	2						2	2	2	2	2
		R&D								1	1	1	1
		BUAER	10	10									
			49	10					39	29	31	31	31

[redacted]

DECLASSIFIED

[redacted]

TABLE 3 PROGRAM AIRCRAFT

PROGRAM INVENTORY BY STATUS AND PLANNED OPERATING ASSIGNMENTS

BY COMMAND, CLASS AND MODEL

CLASS AND MODEL		COMMAND	TOTAL	BUAER (M & S)		OPERATING COMMANDS				PLANNED ASSIGNMENTS			
						OPERATIONAL POOL							
							NOT READY FOR ISSUE						
				NON OPERATIONAL SUPPORT	RESERVE STOCK	READY FOR ISSUE	UNDG. INT. REWK AIRLINE & PROG. MAINT.	OTHER	ON BOARD OPERATING INV.	31 DEC 1959	31 MAR 1960	30 JUN 1960	30 SEP 1960
	TF 1Q	LANT	2						2	2	2	2	2
		PAC	2						2	2	2	2	2
			4						4	4	4	4	4
			162	53	15	3		1	90	49	51	51	51
VA W													
	WF 2	LANT	5						5	9	12	16	18
		PAC								9	13	18	19
		R&D	1						1				
		BUAER	3	3									
			9	3					6	18	25	34	37
	AD 5W	LANT	43					1	42	35	32	28	26
		PAC	42			1			41	40	36	32	30
		R&D	1						1	2	2	2	2
		BUAER	84	21	63								
			170	21	63	1		1	84	77	70	62	58
			179	24	63	1		1	90	95	95	96	95
VA P													
	AJ 2P	LANT	7						7	5	1		
		PAC	8						8	5	2		
		BUAER	2		2								
			17		2				15	10	3		
			17		2				15	10	3		
VA Q													
	P4M 1Q	LANT	3						3	3			
		PAC	5					1	4	4			
			8					1	7	7			
			8					1	7	7			
VA H													
	AJ 2	PAC	4					4					
		BUAER	32		32								
			36		32			4					
			36		32			4					
ANTI SUBMARINE													
VS													
	S2F 3	LANT										2	5
		PAC										1	2
		BUAER	1	1									
			1	1								3	7
	S2F 2	LANT	21						21	20	20	19	16
		PAC	16			1			15	10	10	10	9
		R&D								2	2	2	2
		BUAER	17	17									
			54	17		1			36	32	32	31	27
	S2F 1	LANT	121				4		117	104	104	101	101
		PAC	79			7	5		67	70	70	70	70
		NABS	2						2	2	2	2	2
		NATRA	7						7	30	30	30	30
		NART	167				9	4	154	174	174	174	168
		R&D	2						2	5	5	5	5
		BUAER	85	85									
			463	85		7	18	4	349	385	385	382	376
	S2F 1T	NATRA	74				1		73				
		BUAER	2	2									
			76	2			1		73				
	S2F 1TX	BUAER	15	15									
			15	15									
	S2F 1 1T	NATRA								47	47	47	47
										47	47	47	47
			609	120		8	19	4	458	464	464	463	457
PATROL													
VP L													
	P2V 7	LANT	56			3	1		52	66	66	66	66
		PAC	52						52	48	48	48	48
		R&D	2						2	2	2	2	2
		BUAER	31	31									
			141	31		3	1		106	116	116	116	116
	P2V 6	NART	13						13				
		BUAER	9	6	3								
			22	6	3				13				

[redacted]

DECLASSIFIED

TABLE 3 PROGRAM AIRCRAFT

PROGRAM INVENTORY BY STATUS AND PLANNED OPERATING ASSIGNMENTS

BY COMMAND, CLASS AND MODEL

CLASS AND MODEL	COMMAND	TOTAL	BUAER (M & S)		OPERATING COMMANDS				PLANNED ASSIGNMENTS			
					OPERATIONAL POOL							
						NOT READY FOR ISSUE						
			NON OPERATIONAL SUPPORT	RESERVE STOCK	READY FOR ISSUE	UNDG. INT. REWK AIRLINE & PROG. MAINT.	OTHER	ON BOARD OPERATING INV.	31 DEC 1959	31 MAR 1960	30 JUN 1960	30 SEP 1960
P2V6M 6T	NATRA								12	13	15	
									12	13	15	
P2V 6F	NART	2						2				
		2						2				
P2V 6 6F	NART								15	13	12	12
									15	13	12	12
P2V 6M	R&D	1						1	1	1	1	1
	BUAER	9	4	5								
		10	4	5				1	1	1	1	1
P2V 6T	NATRA	12			4			8				
		12			4			8				
P2V 6TX	BUAER	3	3									
		3	3									
P2V 5F	LANT	88				2		86	73	72	72	72
	PAC	68			3	3	2	60	62	62	62	62
	NART	54						54	68	68	68	68
	R&D	6						6	6	7	7	7
	BUAER	67	67									
		283	67		3	5	2	206	209	209	209	209
P2V 5FX	BUAER	2	2									
		2	2									
P2V 5JF	NART	3					1	2				
		3					1	2				
P2V 4	NART	22						22	20	19	17	16
	R&D	3						3	3	2	2	2
	BUAER	17		17								
		42		17				25	23	21	19	18
P2V 3	NATRA	10						10	6	3	2	
	BUAER	17		17								
		27		17				10	6	3	2	
P2V 3B	LANT	6						6	3			
	PAC	4						4	3			
	BUAER	7		7								
		17		7				10	6			
P2V 3W	R&D	1						1				
	BUAER	5		5								
		6		5				1				
P2V 2	BUAER	33		33								
		33		33								
		603	113	87	10	6	3	384	388	376	374	356
VP LD												
P2V 5FD	LANT	1						1	1	2	2	2
	PAC	2						2	2	2	2	2
	R&D	1						1	1	1	1	1
		4						4	4	5	5	5
P2V 5FDX	BUAER	2	2									
		2	2									
		6	2					4	4	5	5	5
VP S												
P5M 2	LANT	19						19	25	25	25	26
	PAC	33						33	36	36	36	36
	BUAER	32	32									
		84	32					52	61	61	61	62
P5M 1	LANT	33						33	25	25	25	24
	PAC	41			4		1	36	36	36	36	36
	NATRA	8						8				
	R&D	1						1				
	BUAER	16	8	8								
		99	8	8	4		1	78	61	61	61	60
		183	40	8	4		1	130	122	122	122	122

DECLASSI...

TABLE 3 PROGRAM AIRCRAFT

PROGRAM INVENTORY BY STATUS AND PLANNED OPERATING ASSIGNMENTS

BY COMMAND, CLASS AND MODEL

CLASS AND MODEL		COMMAND	TOTAL	BUAER (M & S)		OPERATING COMMANDS				PLANNED ASSIGNMENTS			
						OPERATIONAL POOL							
							NOT READY FOR ISSUE						
				NON OPERATIONAL SUPPORT	RESERVE STOCK	READY FOR ISSUE	UNDG. INT. REWK AIRLINE & PROG. MAINT.	OTHER	ON BOARD OPERATING INV	31 DEC 1959	31 MAR 1960	30 JUN 1960	30 SEP 1960
WARNING													
VW WEA													
	WV 3	LANT	7						7	6	6	6	6
			7						7	6	6	6	6
			7						7	6	6	6	6
VW AEW													
	WV 4X	BUAER	1	1									
			1	1									
	WV 2	LANT	49			7	8	1	33	37	37	36	36
		PAC	52				7		45	43	43	43	43
		NABS	3						3	3	3	3	3
		NATRA	6						6	5	4	4	4
		R&D	6						6	6	6	6	6
		BUAER	9	1	8								
			125	1	8	7	15	1	93	94	93	92	92
			126	2	8	7	15	1	93	94	93	92	92
VW Q													
	WV 2Q	LANT								1	3	4	4
		PAC								1	3	3	3
		BUAER	8	8									
			8	8						2	6	7	7
			8	8						2	6	7	7
OBSERVATION													
VO													
	OE 2	LANT	4						4	5	5	5	5
		PAC	12						12	10	10	10	10
		BUAER	6	6									
			22	6					16	15	15	15	15
	OE 1	LANT	9						9	7	7	7	7
		PAC	16			2		3	11	14	14	14	14
		BUAER	2	2									
			27	2		2		3	20	21	21	21	21
			49	8		2		3	36	36	36	36	36
TRANSPORT													
VR H													
	R6D 1	LANT	2						2	2	2	2	2
		PAC	11						11	12	12	12	12
		BUAER	4	4									
			17	4					13	14	14	14	14
	R7V 1	LANT	5				1		4	5	5	5	5
		PAC	7				1		6	5	5	5	5
		NABS	1						1				
			13				2		11	10	10	10	10
	R5D 2 3	PAC								32	30	30	29
		NABS								7	7	7	7
		NATRA								1	1	1	1
		NART								32	34	34	35
		R&D								2	2	2	2
										74	74	74	74
	R5D 5	LANT	10					2	8	12	12	12	12
		PAC	1						1	2	5	5	5
		NABS	1						1	2	2	2	2
		BUAER	2	2									
			14	2				2	10	16	19	19	19
	R5D 3	LANT	4						4				
		PAC	24				2	3	19				
		NABS	7						7	3	3	3	3
		NART	19					1	18				
		BUAER	5	5									
			59	5			2	4	48	3	3	3	3

TABLE 3 PROGRAM AIRCRAFT

PROGRAM INVENTORY BY STATUS AND PLANNED OPERATING ASSIGNMENTS

BY COMMAND, CLASS AND MODEL

CLASS AND MODEL	COMMAND	TOTAL	BUAER (M & S)		OPERATING COMMANDS				PLANNED ASSIGNMENTS			
					OPERATIONAL POOL							
						NOT READY FOR ISSUE						
			NON OPERATIONAL SUPPORT	RESERVE STOCK	READY FOR ISSUE	UNDG. INT. REWK AIRLINE & PROG. MAINT.	OTHER	ON BOARD OPERATING INV	31 DEC 1959	31 MAR 1960	30 JUN 1960	30 SEP 1960
R5D 2	PAC	10						10				
	NABS	3						3				
	NATRA	2					1	1	1	1	1	1
	NART	11					1	10				
	R&D	1						1				
	BUAER	4	4									
		31	4				2	25	1	1	1	1
R5D 5R	LANT	1						1				
		1						1				
R5D 4R	LANT	1						1	1	1		
	PAC	2						2	3	3	3	3
	NABS	1						1	1	1	1	1
	NATRA	2						2	1	1	1	1
	NART	4					1	3	6	6	5	5
	R&D	1						1	1	1	1	1
	BUAER	3	3									
		14	3				1	10	13	13	11	11
R6D 1Z	LANT	3						3	4	4	4	4
	PAC	2						2	2	2	2	2
	BUAER	1	1									
		6	1					5	6	6	6	6
R5D Z	LANT								1	1	1	1
	PAC								2	2	2	2
	NABS								1	1	1	1
	NATRA								2	2	2	2
									6	6	6	6
R5D 5Z	PAC	1						1	1	1	1	1
		1						1	1	1	1	1
R5D 3Z	NABS	1			1							
	NATRA	1						1				
		2			1			1				
R5D 2Z	LANT	1						1				
	PAC	2						2				
	BUAER	2	2									
		5	2					3				
R5D 1Z	NATRA	1						1				
		1						1				
		164	21		1	4	9	129	144	147	145	145
VR M												
R4Q 2	LANT	31						31	32	32	29	29
	PAC	15				1		14	13	13	13	13
	BUAER	7	7									
		53	7			1		45	45	45	42	42
R4Q 1	NABS	1						1				
	BUAER	32	1	31								
		33	1	31				1				
R4D 8	LANT	21						21	22	22	22	20
	PAC	15					1	14	14	14	14	13
	NABS	29			1		1	27	24	24	24	23
	NATRA	8						8	8	8	8	8
	NART	10						10	10	10	10	10
	R&D	3						3	4	4	3	3
	BUAER	8	8									
		94	8		1		2	83	82	82	81	77

DECLASSIFIED

[redacted]

TABLE 3 PROGRAM AIRCRAFT

PROGRAM INVENTORY BY STATUS AND PLANNED OPERATING ASSIGNMENTS

BY COMMAND, CLASS AND MODEL

CLASS AND MODEL	COMMAND	TOTAL	BUAER (M & S)		OPERATING COMMANDS				PLANNED ASSIGNMENTS			
					OPERATIONAL POOL							
						NOT READY FOR ISSUE						
			NON OPERATIONAL SUPPORT	RESERVE STOCK	READY FOR ISSUE	UNDG. INT. REWK AIRLINE & PROG. MAINT.	OTHER	ON BOARD OPERATING INV.	31 DEC 1959	31 MAR 1960	30 JUN 1960	30 SEP 1960
R4D 5 6	LANT								23	21	21	20
	PAC								12	12	12	12
	NABS								7	7	7	7
	NART								7	7	5	5
	R&D								6	6	3	3
									55	53	48	47
R4D 6	LANT	17						17				
	PAC	9			1			8				
	NABS	7						7	4	4	4	4
	NATRA	2						2	2	2	2	2
	NART	7						7				
	R&D	1						1				
	BUAER	6	6									
		49	6		1			42	6	6	6	6
R4D 5	LANT	14						14				
	PAC	6					1	5				
	NABS	10						10	3	3	3	3
	NATRA								1	1	1	1
	NART	5						5				
	R&D	2						2				
	BUAER	7	6	1								
		44	6	1			1	36	4	4	4	4
R4D 6R	LANT	1						1	1	1	1	1
	NART	1						1	1	1	1	1
	BUAER	1		1								
		3		1				2	2	2	2	2
R4D 5R	BUAER	4		4								
		4		4								
R4D 8Z	PAC	1						1	1	1	1	1
	NABS	1						1	1	1	1	1
	BUAER	1	1									
		3	1					2	2	2	2	2
R4D 6Z	BUAER	3		3								
		3		3								
R4Y 1 2	R&D								2	2	2	2
									2	2	2	2
R4Y 2	NABS	2						2	2	2	2	2
		2						2	2	2	2	2
R4Y 1	LANT	15						15	19	19	16	15
	PAC	3						3	4	4	4	4
	NABS	8						8	8	8	8	8
	NATRA	2						2	2	2	2	2
	NART	1						1	1	1	1	1
	R&D	2						2				
	BUAER	5	5									
		36	5					31	34	34	31	30
R4Y 1Z	NABS	1						1	1	1	1	1
		1						1	1	1	1	1
		325	34	40	2	1	3	245	235	233	221	215
VR C												
TF 1	LANT	27				1	2	24	23	23	18	18
	PAC	32				2		30	29	27	27	21
	NABS	13						13	13	13	13	13
	NART	1						1				
	R&D	1						1	1	1	2	2
	BUAER	4	4									
		78	4			3	2	69	66	64	60	54
		78	4			3	2	69	66	64	60	54

[redacted]

[redacted]

DECLASSIFIED

TABLE 3

PROGRAM AIRCRAFT

PROGRAM INVENTORY BY STATUS AND PLANNED OPERATING ASSIGNMENTS

BY COMMAND, CLASS AND MODEL

CLASS AND MODEL		COMMAND	TOTAL	BUAER (M & S)		OPERATING COMMANDS				PLANNED ASSIGNMENTS			
						OPERATIONAL POOL							
							NOT READY FOR ISSUE						
				NON OPERATIONAL SUPPORT	RESERVE STOCK	READY FOR ISSUE	UNDG. INT. REWK AIRLINE & PROG. MAINT.	OTHER	ON BOARD OPERATING INV.	31 DEC 1959	31 MAR 1960	30 JUN 1960	30 SEP 1960
UTILITY													
VU SAR													
	UF 2	LANT	7						7	6	7	9	10
		PAC	7			2			5	10	13	14	15
		NABS	2						2	2	2	2	2
		BUAER	1	1									
			17	1		2			14	18	22	25	27
	UF 2X	BUAER	8	8									
			8	8									
	UF 1 1T	LANT								2	2	2	2
		NATRA								2	2	2	2
										4	4	4	4
	UF 1	LANT	9						9	7	5	2	1
		PAC	20			1		2	17	11	8	7	6
		NABS	12						12	15	13	13	13
		NATRA	2						2				
		BUAER	19	10	9								
			62	10	9	1		2	40	33	26	22	20
	UF 1T	NABS	4						4				
		BUAER	1	1									
			5	1					4				
	UC 1	LANT	4						4	6	6	6	6
		BUAER	3	3									
			7	3					4	6	6	6	6
			99	23	9	3		2	62	61	58	57	57
VU TOW													
	JD 1	LANT	12						12	10	9	9	9
		PAC	24					3	21	14	14	14	14
		R&D	1						1	1	1	1	1
		BUAER	35	4	31								
			72	4	31			3	34	25	24	24	24
	JD 1X	BUAER	11	1	10								
			11	1	10								
			83	5	41			3	34	25	24	24	24
VU T&D													
	JD 1D	LANT	2						2	2	2	2	2
		PAC	5						5	2	2	2	2
		R&D	4						4	3	3	3	3
		BUAER	5	4	1								
			14	4	1				11	7	7	7	7
			16	4	1				11	7	7	7	7

[redacted]

DECLASSIFIED

[redacted]

TABLE 3 PROGRAM AIRCRAFT

PROGRAM INVENTORY BY STATUS AND PLANNED OPERATING ASSIGNMENTS

BY COMMAND, CLASS AND MODEL

CLASS AND MODEL		COMMAND	TOTAL	BUAER (M & S) NON OPERATIONAL SUPPORT	BUAER (M & S) RESERVE STOCK	OPERATING COMMANDS OPERATIONAL POOL READY FOR ISSUE	OPERATING COMMANDS OPERATIONAL POOL NOT READY FOR ISSUE UNDG. INT. REWK AIRLINE & PROG. MAINT.	OPERATING COMMANDS OPERATIONAL POOL NOT READY FOR ISSUE OTHER	OPERATING COMMANDS ON BOARD OPERATING INV.	PLANNED ASSIGNMENTS 31 DEC 1959	PLANNED ASSIGNMENTS 31 MAR 1960	PLANNED ASSIGNMENTS 30 JUN 1960	PLANNED ASSIGNMENTS 30 SEP 1960
TRAINING JET													
VT													
	T2J 1	NATRA	28						28	71	100	129	129
		R&D	1						1	1	1	2	2
		BUAER	19	19									
			48	19					29	72	101	131	131
	T2V 1	PAC										10	10
		NABS	7						7	16	27	39	39
		NATRA	128				11	1	116	105	105	76	76
		R&D	4						4	4	3	3	3
		BUAER	4	4									
			143	4			11	1	127	125	135	128	128
	TV 2	LANT	26			7		1	18	19	18	18	18
		PAC	39			2		1	36	35	34	34	34
		NABS	64			1			63	45	45	36	36
		NATRA	15						15	10			
		NART	40					3	37	40	40	40	46
		BUAER	265	49	216								
			449	49	216	10		5	169	149	137	128	134
	TT 1	NATRA	11						11	10			
			11						11	10			
	F9F 8T	LANT	77			4		3	70	74	74	74	74
		PAC	100			1			99	94	94	94	94
		NABS	1						1	1	4	4	4
		NATRA	114					3	111	101	101	101	101
		NART	14						14	15	15	15	15
		R&D	5						5				
		BUAER	17	17									
			328	17		5		6	300	285	288	288	288
			979	89	216	15	11	12	636	641	661	675	681
VT D													
	TV 2D	PAC	7			1		1	5	6	6	6	6
		R&D	1						1				
		BUAER	6	3	3								
			14	3	3	1		1	6	6	6	6	6
			14	3	3	1		1	6	6	6	6	6
VT KD													
	TV 2KD	LANT	1						1				
		R&D	1						1				
		BUAER	6		6								
			8		6				2				
			8		6				2				

[redacted]

[redacted]

DECLASSIFIED

TABLE 3 PROGRAM AIRCRAFT

PROGRAM INVENTORY BY STATUS AND PLANNED OPERATING ASSIGNMENTS

BY COMMAND, CLASS AND MODEL

CLASS AND MODEL		COMMAND	TOTAL	BUAER (M & S)		OPERATING COMMANDS				PLANNED ASSIGNMENTS			
						OPERATIONAL POOL							
							NOT READY FOR ISSUE						
				NON OPERATIONAL SUPPORT	RESERVE STOCK	READY FOR ISSUE	UNDG. INT. REWK AIRLINE & PROG. MAINT.	OTHER	ON BOARD OPERATING INV.	31 DEC 1959	31 MAR 1960	30 JUN 1960	30 SEP 1960
TRAINING PROP													
VT ME													
	JRB 6	NABS	28			8		1	19	14	13		
		BUAER	45	1	44								
			73	1	44	8		1	19	14	13		
	SNB 5	LANT	64			1			63	41	35	23	19
		PAC	66					5	61	50	44	37	35
		NABS	187			3			184	172	174	181	181
		NATRA	132					2	130	117	84	78	78
		NART	44					2	42	42	42	42	42
		R&D								1	1	1	1
		BUAER	216	28	188								
			709	28	188	4		9	480	423	380	362	356
			782	29	232	12		10	499	437	393	362	356
VT MEP													
	SNB 5P	LANT	2						2	2	2	2	2
		PAC.	8						8	6	5	5	5
		NABS	7						7	6	6	6	6
		NATRA	10						10	11	11	11	11
		NART	4						4	4	4	4	4
		BUAER	8	4	4								
			39	4	4				31	29	28	28	28
			39	4	4				31	29	28	28	28
VT SE													
	T 34B	LANT	1						1	1	1	1	1
		NABS	9			9							
		NATRA	182			17		1	164	165	165	165	165
		R&D	1						1	1	1	1	1
		BUAER	199	23	176								
			392	23	176	26		1	166	167	167	167	167
	T 28B	LANT	12			4		1	7	10	10	10	10
		PAC	11						11	10	10	10	10
		NABS	36					1	35	36	36	36	36
		NATRA	294					2	292	265	256	250	250
		R&D	3						3	3	3	3	3
		BUAER	65	39	26								
			421	39	26	4		4	348	324	315	309	309
	T 28C	NATRA	158					1	157	150	150	150	150
		BUAER	106	41	65								
			264	41	65			1	157	150	150	150	150
			1077	103	267	30		6	671	641	632	626	626

[redacted]

DECLASSIFIED

[redacted]

TABLE 3 PROGRAM AIRCRAFT

PROGRAM INVENTORY BY STATUS AND PLANNED OPERATING ASSIGNMENTS

BY COMMAND, CLASS AND MODEL

CLASS AND MODEL		COMMAND	TOTAL	BUAER (M & S)		OPERATING COMMANDS				PLANNED ASSIGNMENTS			
						OPERATIONAL POOL							
							NOT READY FOR ISSUE						
				NON OPERATIONAL SUPPORT	RESERVE STOCK	READY FOR ISSUE	UNDG. INT. REWK AIRLINE & PROG. MAINT.	OTHER	ON BOARD OPERATING INV.	31 DEC 1959	31 MAR 1960	30 JUN 1960	30 SEP 1960
VT E													
	R4D 5Q	BUAER	1		1								
			1		1								
	R4D 5S6S	NART								2	2	2	2
										2	2	2	2
	R4D 6S	BUAER	9	1	8								
			9	1	8								
	R4D 5S	BUAER	10	1	9								
			10	1	9								
			20	2	18					2	2	2	2
VT NAV													
	R4D 7	NABS	1						1				
		NATRA	5						5	4	4	4	4
			6						6	4	4	4	4
			6						6	4	4	4	4
VT D													
	T 28BD	LANT	3						3	2	2	2	2
		PAC	1						1	3	3	3	3
		R&D	5						5	5	4	4	4
		BUAER	1	1									
			10	1					9	10	9	9	9
			10	1					9	10	9	9	9
ROTARY WING													
HS													
	HSS 2	LANT										2	4
		PAC										1	3
		BUAER	1	1									
			1	1								3	7
	HSS 1	LANT	67			1			66	64	49	33	24
		PAC	41						41	40	31	21	13
		NART	32						32	25	27	27	27
		R&D	3						3	6	6	6	6
		BUAER	28	28									
			171	28		1			142	135	113	87	70
	HSS 1N	LANT	17						17	23	38	54	66
		PAC	18						18	16	25	35	48
		R&D	1						1	1	2	2	2
			36						36	40	65	91	116
			208	29		1			178	175	178	181	193
HO													
	HOK 1	LANT	14						14	12	12	12	12
		PAC	25					4	21	28	28	28	28
		NABS	8			1			7	8	7	7	7
		BUAER	15	15									
			62	15		1		4	42	48	47	47	47
	HO4S 3	LANT	3						3	2	2	2	2
		PAC	1						1	1	1	1	1
		NABS	4						4	4	4	4	4
		NATRA	22					1	21	19	19	19	19
		BUAER	6	6									
			36	6				1	29	26	26	26	26
			98	21		1		5	71	74	73	73	73

[redacted]

DECLASSIFIED

C[redacted]

TABLE 3 PROGRAM AIRCRAFT

PROGRAM INVENTORY BY STATUS AND PLANNED OPERATING ASSIGNMENTS

BY COMMAND, CLASS AND MODEL

CLASS AND MODEL		COMMAND	TOTAL	BUAER (M & S)		OPERATING COMMANDS				PLANNED ASSIGNMENTS			
						OPERATIONAL POOL							
							NOT READY FOR ISSUE						
				NON OPERATIONAL SUPPORT	RESERVE STOCK	READY FOR ISSUE	UNDG. INT. REWK AIRLINE & PROG. MAINT.	OTHER	ON BOARD OPERATING INV.	31 DEC 1959	31 MAR 1960	30 JUN 1960	30 SEP 1960
HR L													
	HRS 3	LANT	30						30	30	26	26	26
		PAC	37			2			35	35	33	31	31
		NABS	9						9	11	12	10	10
		NATRA	7						7	10	10	12	12
		R&D	1						1	1	1	1	1
		BUAER	35	35									
			119	35		2			82	87	82	80	80
	HRS 1	NABS	1						1				
		NART	2					1	1				
			3					1	2				
	HUS 1	LANT	49						49	51	58	60	60
		PAC	93					9	84	88	92	98	102
		NABS	12						12	12	12	12	12
		R&D								1	2	2	2
		BUAER	13	13									
			167	13				9	145	152	164	172	176
	HUS 1Z	NABS	2						2	4	4	4	4
			2						2	4	4	4	4
			291	48		2		10	231	243	250	256	260
HR M													
	HR2S 1	LANT	19					1	18	18	18	16	13
		PAC	18					1	17	16	16	16	13
		NABS	2						2	2	2	2	2
		BUAER	3	3									
			42	3				2	37	36	36	34	28
			42	3				2	37	36	36	34	28
HU													
	HU2K 1	LANT										1	2
		PAC										1	1
		BUAER	1	1									
			1	1								2	3
	HUK 1	LANT	8						8	10	10	10	10
		PAC	11					1	10	10	10	10	10
		R&D	1						1	1			
			20					1	19	21	20	20	20
	HUS 1A	LANT	10						10	10	8	8	8
		PAC	7						7	7	4	4	4
		NABS	3						3	1	1	1	1
		BUAER	2	2									
			22	2					20	18	13	13	13
	HUL 1	LANT	3						3	6	6	6	6
		PAC	7					3	4	6	6	7	7
		BUAER	6	6									
			16	6				3	7	12	12	13	13
	HUP 3	LANT									1	6	13
		PAC									2	6	13
		BUAER	49		49								
			49		49						3	12	26
	HUP 2	LANT	30						30	27	24	17	7
		PAC	42					6	36	37	36	29	23
		NABS	19						19	19	19	19	19
		NATRA	16						16	23	23	21	21
		NART	21					1	20	25	27	27	27
		R&D	1						1				
		BUAER	16	16									
			145	16				7	122	131	129	113	97
			253	25	49			11	168	182	177	173	172

[redacted]

DECLASSIFIED

TABLE 3

PROGRAM AIRCRAFT

PROGRAM INVENTORY BY STATUS AND PLANNED OPERATING ASSIGNMENTS

BY COMMAND, CLASS AND MODEL

CLASS AND MODEL		COMMAND	TOTAL	BUAER (M & S)		OPERATING COMMANDS				PLANNED ASSIGNMENTS			
						OPERATIONAL POOL							
							NOT READY FOR ISSUE						
				NON OPERATIONAL SUPPORT	RESERVE STOCK	READY FOR ISSUE	UNDG. INT. REWK AIRLINE & PROG. MAINT.	OTHER	ON BOARD OPERATING INV	31 DEC 1959	31 MAR 1960	30 JUN 1960	30 SEP 1960
HT													
	HTL 7	LANT								2	5	8	8
		PAC	2						2	4	5	6	6
		NATRA	11						11	8	4		
		R&D	1						1				
			14						14	14	14	14	14
	HTL 6	NATRA	28						28	31	33	35	35
		BUAER	15	15									
			43	15					28	31	33	35	35
	HTL 5	LANT	3						3	1			
		NART	1						1				
		BUAER	9		9								
			13		9				4	1			
	HTL 4	LANT	2						2				
		BUAER	2		2								
			4		2				2				
			74	15	11				48	46	47	49	49
AIRSHIPS													
ZP													
	ZS2G 1	NATRA	1			1							
		R&D	1						1				
		BUAER	10		10								
			12		10	1			1				
	ZSG 4	R&D								1	1	1	1
		BUAER	7		7								
			7		7					1	1	1	1
	ZPG 2	LANT	4					1	3	4	4	4	4
		R&D	1						1	1	1	1	1
		BUAER	5	2	3								
			10	2	3			1	4	5	5	5	5
	ZPG 1	R&D								1	1	1	1
		BUAER	1		1								
			1		1					1	1	1	1
			30	2	21	1		1	5	7	7	7	7
ZW													
	ZPG 3W	LANT								4	4	4	4
		BUAER	1	1									
			1	1						4	4	4	4
	ZPG 2W	LANT	4						4				
		R&D								1	1		
		BUAER	1		1								
			5		1				4	1	1		
			6	1	1				4	5	5	4	4

DECLASSIFIED

TOTAL PROGRAM AND NON-PROGRAM AIRCRAFT

TABLE 4 LOCATION OF AIRCRAFT INVENTORY BY ORGANIZATIONAL UNIT

LOCATION	UNIT	NO. OF A/C	COM-MAND
ABD ANTIETAM	VMA 324	20	19
ABD CHMPLAIN	VAW 12 DET 34	4	11
	HMRM 461	19	19
ABD DESMOINS	HU 2 DET 23	1	11
ABD EDISTO	HU 2 DET 71	2	11
ABD ESSEX	VF 13	12	11
	VF 62	12	11
	VA 176	12	11
	VFP 62 DET 45	3	11
	VAW 12 DET 45	3	11
	HU 2 DET 45	2	11
	VMA 225	11	19
ABD FORRESTL	VF 41	16	11
	VF 102	7	11
	VA 81	12	11
	VA 83	12	11
	VA 85	12	11
	VAH 5	11	11
	VFP 62 DET 42	2	11
	VAW 12 DET 42	1	11
	VAW 33 DET 42	4	11
	HU 2 DET 42	2	11
ABD HANCOCK	VF 151	12	21
	VA 152	12	21
	VA 153	12	21
	VF 154	12	21
	VA 155	12	21
	VAH 4 D	3	21
ABD HORNET	VAW 11 DET P	5	21
	VS 38	22	21
	HS 8	15	21
ABD INDEPEND	VF 84	14	11
	VA 75	13	11
	VA 86	12	11
	VA 72	16	11
	VAH 1	11	11
	VFP 62 DET 41	3	11
	HU 2 DET 41	2	11
ABD KEARSRGE	VS 21	22	21
	HS 6	16	21
ABD LEKINGTN	VF 211	13	21
	VA 212	13	21
	VF 213	12	21
	VA 215	12	21
	VCP 63 DET L	3	21
ABD MIDWAY	VA 23	12	21
	VF 24	12	21
	VA 22	12	21
	VF 21	1	21
	VA 25	2	21
	VAH 8	9	21
ABD MTMCKNLY	HU 2 DET 94	1	11
ABD NOHAMPTN	HU 2 DET 16	1	11
ABD PRINCETN	HMRL 361	24	29
ABD RANDOLPH	VAW 12 DET 36	4	11
	HU 2 DET 36	1	11
ABD RANGER	VA 146	15	21
ABD RICHARD	VA 192	12	21
ABD ROOSEVLT	VF 14	14	11
	VF 11	21	11
	VA 15	12	11
	VA 46	17	11
	VA 172	16	11
	VAH 11	12	11
	VFP 62 DET 37	2	11
ABD SARATOGA	VF 31	14	11
	VF 32	14	11
	VA 34	12	11
	VA 35	12	11
	VA 36	12	11
	VAH 9	12	11
	VFP 62 DET 43	3	11
	VAW 12 DET 43	1	11
	VAW 33 DET 43	4	11
	HU 2 DET 43	2	11
ABD SHANGRLA	VA 115	11	21
	VAH 4 C	4	21
	VCP 63 DET C	3	21
	VAW 11 DET CN	2	21
ABD TACONIC	HU 2 DET 93	1	11
ABD TARAWA	VAW 12 DET 38	4	11
	VS 39	23	11
	HS 9	15	11
ABDTHETISBAY	HMRL 261	17	29
	HMRL 362	19	29
ABD WASP	VAW 12 DET 48	4	11
	VS 31	23	11
	HU 2 DET 48	1	11
ABD WESTWIND	HU 2 DET 74	2	11
ADAK	NAVSTA 17 ND	2	21
AGANA	VCP 61	18	21
	VW 1	10	21
	VW 3	10	21
	NAS	8	21
AKRON	BAR AKRON	1	31
	BAR M&S	1	88
ALAMEDA	VF 64	11	21
	VA 65	9	21
	VF 91	19	21
	VF 92	14	21
	VA 93	13	21
	VA 94	12	21
	VA 95	14	21
	VP 9	13	21
	VP 19	15	21
	VP 47	12	21
	NAS ALAMEDA	46	21
	NAS 12 NAV DST	25	31
	O&R BUAER M&S	257	88
ANACOSTIA	NAS ANACOSTIA	84	31
	HQ MC FLT SECT	17	39
	NARTU	37	50
	NAS R&D	2	70
ANCHORAGE	CAA	1	70
ANNAPOLIS	NAF ANNAPOLIS	12	31
ARGENTIA	VP 16	12	11
	VW 11	17	11
	FASRON 106	2	11
	NAVSTA	4	11
ATLANTA	NAS NART	25	50
ATLANTIC CTY	AMB	1	70
ATSUGI	VF 111	9	21
	VA 113	12	21
	VF 114	14	21
	VR 21 DET	11	21
	H&MS 11	9	29
	VMF 451	22	29
	VMFAW 115	11	29
	VMFAW 314	22	29
	VMFAW 531	8	29
	FASRON 11	31	21
	VU 5	5	21
	NAS	4	21
AUSTRALIA	ATT MELBOURNE	1	21
BALTIMORE	BAR BALTIMORE	1	31
	BAR R&D	6	70
	BAR M&S	51	88
BARBERS PNT	VAW 11 DET C	3	21
	GMSRON 1	11	21
	VP 6	12	21
	VP 22	11	21
	VP 28	13	21
	AIRBARSRON 2	41	21
	VR 21	14	21
	FASRON 117	16	21
	VU 1	18	21
	NAS 14 NAVDST	6	21
BEAUFORT	VMF 122	19	19
	VMF 333	20	19
	VMF 312	22	19
	MCAAS	7	39
BERMUDA	VP 45	12	11
	VP 49	12	11
	FASRON 111	2	11
BETHPAGE	BAR R&D	18	70
	BAR M&S	32	88
BLOOMFIELD	BAR R&D	4	70
	BARR M&S	1	88
BOSTON	INM	5	70
	ONR	1	70
BRAZIL	MISSION RIO DJ	1	11
BROWN FIELD	VU 3	15	21
	VU 7	28	21
	NAAS 11 NAVDST	1	31
BRUNSWICK	VP 11	10	11
	VP 21	13	11
	VP 26	12	11
	FASRON 108	6	11
	NAS 1 NAV DST	3	31
	POOL BUAER M&S	3	88
BUENOS AIRES	NAV ADV GROUP	1	11
BUFFALO	BAR BUFFALO	1	31
	BAR R&D	2	70
BURBANK	BAR BURBANK	1	31
	BAR R&D	2	70
	BAR M&S	48	88
CAMP PENDLET	VMO 6	12	29
CECIL FIELD	VF 174	27	11
	VA 12	12	11
	VA 106	12	11
	FASRON 9	15	11
	NAS 6 NAV DST	7	31
CHASE	NAAS NAATC	171	43
CHERRY POINT	MARS MWSG 27	28	19
	H&MS 14	15	19
	H&MS 24	8	19
	H&MS 32	32	19
	VMFAW 114	12	19
	VMFAW 115	22	19
	VMA 224	21	19
	VMA 533	35	19
	VMCJ 2	18	19
	VMR 252	21	19
	VMR 353	10	19
	VMT 1	21	19
	MCAS SO&ES	15	39
	O&R BUAER M&S	163	88
CHILE	MISSION VLPRSO	1	11
CHINA LAKE	VX 5	17	21
	NAF 11 NAV DST	1	31
	NAF R&D	54	70
CLEVELAND	NASA	1	70
COLORADO SPR	COMNAVCONAD	4	31
COLOMBIA	MISSION BOGOTA	1	11
COLUMBUS	BAR COLUMBUS	4	31
	BAR R&D	14	70
	BAR M&S	20	88
CRPS CHRISTI	NAS NAATC	181	43
	O&R BUAER M&S	5	88
CUBI PNT	VAH 4 L	4	21
	VAW 11 DET LN	2	21
	VAW 11 DET LW	3	21
	VAW 13 DET A	3	21
	VAW 13 DET D	3	21
	VU 5 DET A	3	21
	NAS CUBI PNT	13	21
DAHLGREN	NAF	1	31

DECLASSIFIED

[redacted]

TOTAL PROGRAM AND NON-PROGRAM AIRCRAFT

TABLE 4 LOCATION OF AIRCRAFT INVENTORY BY ORGANIZATIONAL UNIT

LOCATION	UNIT	NO. OF A/C	COM-MAND
DALLAS	NAS NART	48	50
	BAR R&D	8	70
	BAR M&S	63	88
DAYTON	BAGR CEN DIST	4	31
DENVER	NAVCRUIT STA	2	31
DHAHRAN AFB	HDQTRS CMEF	1	11
DOM REP	MISSION CUITRU	1	11
EDWARDS AFB	NLO	6	70
	DEPT OF AGRI	1	88
EST HARTFORD	BAR EST HRTFRD	1	31
	BAR R&D	10	70
	BAR M&S	10	88
ECUADOR	MISSION QUITO	1	11
EGYPT	ATT CAIRO	1	11
EL CENTRO	NPF	10	70
EL SEGUNDO	BAR EL SEGUNDO	3	31
	BAR R&D	16	70
	BAR M&S	19	88
EL TORO	H&MS 15	9	29
	MARS 37	12	29
	H&MS 33	19	29
	VMF 251	20	29
	VMF 323	22	29
	VMF 334	16	29
	VMFAW 513	23	29
	VMFAW 542	20	29
	VMA 121	20	29
	VMA 223	17	29
	VMA 311	20	29
	VMCJ 3	6	29
	VMR 352	23	29
	HMRC 363	22	29
	HHS AFMFPAC	6	29
	VMT 2	20	29
	MCAS SO&ES	10	39
ELLYSON FLD	HTG 1	77	41
FALLON	NAAS 12 NAVDST	5	31
FORMOSA	COMDEFTAIWAN	1	21
FORT WORTH	BAR R&D	2	70
GLENVIEW	NAS NRT TRS PL	6	50
	NAS NART	52	50
GLYNCO	ZP 2	2	11
	ZTG 1	1	41
	NAS	8	44
	NAVCICOFFSCOL	53	44
GREECE	ATT ATHENS	1	11
GROSSE ILE	NAS NART	36	50
GTMO BAY	VMF 235	21	19
	VU 10	13	11
	NAS 10 NAVDST	6	11
HAITI	MISSION PTAUPR	1	11
ICELAND	VP 23	12	11
	FASRON 107	1	11
INDIA	ATT NEW DELHI	1	11
INDIANAPOLIS	BAR INDIANPLIS	1	31
IRAN	ATT TEHRAN	1	11
IWAKUNI	VQ 1	9	21
	VP 1	12	21
	VP 48	12	21
	MARS 17	20	29
	H&MS 12	11	29
	VMA 211	21	29
	VMA 332	20	29
	VMCJ 1	16	29
	VMR 253	20	29
	FASRON 120	3	21
	MCAF IWAKUNI	2	29
JACKSONVILLE	VA 44	85	11
	VFP 62	18	11
	VAP 62	8	11
	VP 5	13	11
	VP 18	12	11
	VW 4	9	11
	HU 2 DET 3	2	11
	VU 10 DET	2	11
	NAS 6 NAV DST	28	31
	NARTU	40	50
	O&R BUAER M&S	112	88
JAVA	ATT DJAKARTA	1	21
JOHNSVILLE	NAS 4 NAV DST	8	31
	NADC	21	70
KANEOHE	H&MS 13	12	29
	VMF 232	21	29
	VMA 212	22	29
	VMA 214	20	29
	HMRL 161	17	29
	MCAS 14 ND	7	29
KEFLAVIK	VP 7	12	11
	VP 24	12	11
KEY WEST	VF 101	60	11
	HS 1	14	11
	HS 5	12	11
	VX 1	14	11
	NAS 6 NAV DST	9	31
KINGSVILLE	NAAS NAATC	208	43
KIRTLAND AFB	NASWF	11	70
KODIAK	VAHM 10	12	21
	FASRON 114	1	21
	NAVSTA 17 ND	3	21
KWAJALEIN	NAVSTA 14 ND	4	21
LAJES	NAF	1	11
LAKEHURST	ZP 3	7	11
	ZW 1	7	11
	HU 2	31	11
	NAS 4 NAV DST	3	31
	NATECHTRAU	1	44
	NARTU	14	50
	NATFSI	6	70
	NAS	2	70
	O&R BUAER M&S	20	88
LANGLEY FLD	NASA	3	70
LITCHFLD PRK	NAF 11 NAV DST	2	31
	STORAGE FACLTY	1495	88
LONDON	FASRON SPC 200	7	11
LOS ALAMITOS	VS 23	28	21
	VS 37	22	21
	FASRON 4 DET A	4	21
	NAS NART	119	50
LOS ANGELES	LPH 6 THETIS B	1	21
	BAGR WSTRN DST	1	31
MALTA	VW 2 DET B	3	11
MAYPORT	CVS 39 CHMPLAN	1	11
	CVA 42 FDR	1	11
	NAAS 6 NAV DST	3	31
MEMPHIS	BTG 7	101	41
	NAS	20	44
	NARTU	35	50
MEXICO	ATT MEXICO CTY	1	11
MIDWAY	NAVSTA 14 ND	4	21
MINNEAPOLIS	NAS NART	42	50
MIRAMAR	VF 51	15	21
	VA 52	16	21
	VF 53	15	21
	VA 55	12	21
	VA 56	13	21
	VA 112	12	21
	VF 121	76	21
	VA 126	42	21
	VF 141	13	21
	VF 142	19	21
	VA 144	15	21
	VA 145	12	21
	VCP 63	29	21
	VCP 63 DET E	3	21
	VEP 63 DET M	3	21
	FASRON 12	14	21
	NAS 11 NAV DST	7	31
MOFFETT FLD	VF 124	59	21
	VA 125	29	21
	VF 191	13	21
	VF 193	22	21
	VF 195	13	21
	VA 196	13	21
	VA 216	13	21
	FASRON 10	16	21
	NAS 12 NAV DST	11	31
	NASA	2	70
MONTEREY	NAF 12 NAVDST	43	31
MORTON	BAR R&D	4	70
NAHA	GMSRON 1 DET S	2	21
	VP 4	14	21
	FASRON 118	7	21
	VU 5 DET B	8	21
	NAF	1	21
NAPLES	VR 24 DET	10	11
	NAF	19	11
NASHVILLE	AVCO	2	88
NEW IBERIA	NAAS NAATC	1	43
NEWPORT	CVS 40 TARAWA	1	11
NEW ORLEANS	NAS NART	37	50
NEW RIV JAX	H&MS 26	1	19
	HMRL 162	20	19
	HMRL 264	16	19
	HMRL 262	24	19
	HMRC 263	26	19
	VMO 1	13	19
	MCAF	6	39
NEW YORK	CVS 36 ANTETAM	1	11
	CVA 60 SARATOG	1	11
	NAS NART	78	50
NORFOLK	VS 27	22	11
	VS 30	21	11
	VS 36	24	11
	HS 3	15	11
	HS 7	16	11
	VP 8	12	11
	VP 44	13	11
	VP 56	13	11
	HU 2 DET 1	4	11
	FASRON 3	27	11
	FASRON 102	9	11
	VRF 31	3	11
	CVA 9 ESSEX	1	11
	CVS15 RANDOLPH	1	11
	LPH 4 BOXER	1	11
	CVA 59 FORSTAL	1	11
	CVS 45 VALYFRG	1	11
	CVS 18 WASP	1	11
	CVA 62 INDPEND	1	11
	USS ALBERMARLE	1	11
	H&HS AFMFLNT	8	19
	NAS 5 NAV DST	18	31
	NARTU	28	50
	O&R BUAER M&S	445	88

[redacted]

DECLASSIFIED

[redacted]

TOTAL PROGRAM AND NON-PROGRAM AIRCRAFT

TABLE 4 LOCATION OF AIRCRAFT INVENTORY BY ORGANIZATIONAL UNIT

LOCATION	UNIT	NO. OF A/C	COM-MAND
NORTH ISLAND	VA 122	42	21
	VAW 11	53	21
	VFAW 3	41	21
	VP 46	12	21
	VR 21 DET	7	21
	FASRON 4	30	21
	FASRON 110	6	21
	VRF 32	3	21
	NAS NORTH ISL	25	21
	NAS 11 NAV DST	9	31
NORWAY	ATT OSLO	1	11
OAKLAND	NAS NART	78	50
OCEANA	VA 43	52	11
	VA 42	22	11
	VF 33	12	11
	VF 74	14	11
	VA 65	9	11
	VA 66	15	11
	VA 76	12	11
	VF 103	18	11
	VF 102	8	11
	VX 3	21	11
	FASRON 5	12	11
	VU 4	16	11
	NAS 5 NAV DST	11	31
OLATHE	JTTU	22	43
	NATECHTRAU	17	44
	NAS NART	44	50
ONTARIO	BAR M&S	18	88
OPPAMA	HU 1 DET 1	15	21
	H&MS 16	6	29
	NAF	61	21
PANAMA	COM FIFTEEN	1	11
PANAMA CITY	MINEDEFDEVU	3	70
PT HUENEME	LPH 5 PRINCETN	1	21
PORT ISABEL	NAAS NAATC	2	43
PTXNT RIVER	VW 2	9	11
	VW 13	12	11
	VW 15	12	11
	VR 1	13	11
	NATC LANT	5	11
	NAS PTXNT RIV	14	31
	NATC R&D	112	70
	POOL BUAER M&S	1	88
PEARL HARBOR	NAS 14 NAVDST	1	21
PENSACOLA	NAS NABTC	179	41
	CVS 36ANTETAM	1	41
	NATECHTRAU	17	44
	O&R BUAER M&S	434	88
PERU	MISSION LIMA	1	11
PHILADELPHIA	NATECHTRAU	1	44
	NAMC	4	70
PNT ARGUELLO	NMF	1	31
POINT MUGU	GMSRON 1 DET Z	8	21
	VX 4	31	21
	PAC MISSLE RNG	15	31
	NAS 11 NAV DST	11	31
	USNMC R&D	59	70
PORT LYAUTEY	VR 24	7	11
	NAF ADV BASE	4	11
PORT WASHNGT	NTDC	1	31
QUANTICO	HMX 1	26	39
	MCAS AES 12	30	39
QUONSET PNT	VAW 12	23	11
	VAW 33	18	11
	VS 32	21	11
	HS 11	15	11
	VX 6	20	11
	VU 2	18	11
	CVA 11 INTREPD	1	11
	NAS 1 NAV DST	29	31
	NATU	4	70
	O&R BUAER M&S	132	88
REAM FLD	HS 2	15	21
	HS 4	15	21
	HU 1	33	21
	NAAS 11 NAVDST	1	31
ROOSEVLT RDS	GMSRON 2	20	11
	FASRON 105	1	11
	NAVSTA	6	11
ROTA	VQ 2	8	11
	VP 10	12	11
	FASRON 104	12	11
	NAVSTA	4	11
SAN DIEGO	O&R BUAER M&S	214	88
SANFORD	VAH 3	26	11
	VAH 7	10	11
	FASRON 51	4	11
	NAAS 6 NAV DST	5	31
SANGLEY PNT	VP 40	12	21
	VP 42	12	21
	FASRON 119	2	21
	NAVSTA	4	21
SANTA ANA	H&MS 36	1	29
	HMRL 163	22	29
	HMRM 462	18	29
	MCAF	2	39
SAUFLEY FLD	NAAS NABTC	249	41
SCHENECTADY	INSMAT	1	70
SEATTLE	NAS NART	38	50
SIGONELLA	NAF	2	11
SO WEYMOUTH	NADU	2	31
	NAS NART	47	50
	NADU	10	70
	POOL BUAER M&S	1	88
SO AFRICA	ATT PRETORIA	1	11
ST LOUIS	BAR ST LOUIS	1	31
	BAR R&D	11	70
	BAR M&S	5	88
SUKIRON	VMO 2	18	29
TETERBORO	BAR TETERBORO	1	31
TAIWAN	MAAG TSO YING	1	21
	NAVSECMAAGTAIP	1	21
THAILAND	MAAG BANGKOK	2	21
TRINIDAD	NAVSTA	1	11
TURKEY	MISSION ANKARA	1	11
WHDBY ISLAND	VAH 4	9	21
	VAH 6	13	21
	VAH 123	16	21
	VAH 2	9	21
	VP 2	12	21
	VP 50	9	21
	NAS 13 NAV DST	14	31
WHITING FLD	NAAS NABTC	332	41
VIETNAM	MAAG SAIGON	1	21
WILLOW GROVE	NAS NART	60	50
YOKOSUKA	COMNAVFORJAPAN	1	21
YUMA	FL AIR GUN SCH	35	21
	MCAS	7	39
	ATOM ENER COMM	1	88
	BLATZ AIRLINES	1	88
	CAL AIR CHARTR	1	88
	CAL CEN AIRLNE	1	88
	CEN AIRLNE INC	3	88
	DEPT OF INT	1	88
	DEPT OF JUSTCE	2	88
	FED AVN AGENCY	35	88
	GEN ELEC CO	1	88
	LAKE CEN AIRLN	2	88
	NO CEN AIRLNS	2	88
	OZARK AIR INC	3	88
	PIEDMONT AVN	3	88
	TRANS TEX AIRW	2	88
	U S ARMY	8	88
	USAF	3	88
	U S CG	1	88
		11991	

[redacted]

DECLASSIFIED

[redacted]

SECTION II
AIRCRAFT INVENTORY, END OF MONTH

PROGRAM AND NON-PROGRAM AIRCRAFT

TABLE PAGE

5...MAJOR PROGRAM CLASSIFICATION BY COMBAT AND NON-COMBAT TYPE AIRCRAFT 71

6...STATUS DISTRIBUTION BY CLASS AND COMMAND 72

7...STATUS DISTRIBUTION, 1949 TO DATE 73

8...NON-PROGRAM AIRCRAFT, STATUS DISTRIBUTION BY MODEL 74

9...PROGRAM AIRCRAFT, TYPE OF ORGANIZATIONAL UNIT BY CLASS .. 76

10...PROGRAM AIRCRAFT, ATLANTIC FLEET, TYPE OF ORGANIZATIONAL UNIT BY CLASS 78

11...PROGRAM AIRCRAFT, PACIFIC FLEET, TYPE OF ORGANIZATIONAL UNIT BY CLASS 79

SPECIAL TABLES

12...PROGRAM OPERATIONAL POOL AIRCRAFT DISTRIBUTION BY COMMAND 80

13...MAN-CARRYING DRONES BY COMMAND AND STATUS DISTRIBUTION BY MODEL 80

14...AIRCRAFT ON LOAN TO NAVY 80

CHARTS

1...AIRCRAFT INVENTORY AND PLANNED ASSIGNMENT DATA 69

2...MONTH-END INVENTORY OF PROGRAM AIRCRAFT BY STATUS, JUNE 1955 TO DATE 71

3...TOTAL NAVY PROGRAM AIRCRAFT BY ORGANIZATIONAL UNITS 77

[redacted]

CONFIDENTIAL

STATUS OF NAVY AIRCRAFT INVENTORY

SCOPE OF SECTION II

Navy aircraft "inventory" is comprised of all aircraft which have been accepted, but not stricken, by the Navy. An aircraft is accepted when legal custody is assumed by the Navy, and is stricken when officially separated from Navy custody by the signature of the Deputy Chief of Naval Operations (Air) to the monthly notice "Separations From and Reinstatements To the Navy list of aircraft".

Navy aircraft are presented under three basic classifications: STATUS, KIND OR CLASS and CONFIGURATION, and CUSTODY. "Status" refers to the classification of the functional employment or condition of aircraft; that is, generally, either undergoing, awaiting, or enroute to either operating, standard rework, special rework, storage, final disposition, or evaluation to determine next action. "Kind or Class and Configuration" refers to physical characteristics; as to general mission purpose of Navy aircraft design, e.g., fighter, attack, patrol, transport, etc. "Sub-Class" refers to the next lower level of classification into more specific mission purpose of design, e.g., all-weather, photographic, etc. "Custody" refers to organizational location; that is, administrative control of assignment, logistic support, and employment of aircraft; and, responsibility to account for and otherwise provide information about aircraft.

Included in Section II are selected inventory statistics for all Navy aircraft except non-man-carrying target drones and guided missiles. (Man-carrying drones and aircraft on loan to Navy are included in tables 13 and 14, but are excluded from all others in Section II.) Succeeding tables and listings represent successive breakdowns, in varying degree of detail, of current TOTAL INVENTORY.

GLOSSARY OF TERMS (AIRCRAFT)

TOTAL INVENTORY - Comprises all man-carrying Naval aircraft (including man-carrying drones) in the custody of all Navy and Marine organizations and units which have been accepted but not yet stricken. Total inventory may be divided into Program and Non-Program categories.

PROGRAM AIRCRAFT - Comprise all production aircraft in the physical custody of Navy and Marine units for which current or future operation within an authorized allowance is intended or can reasonably be expected. Stated differently, the program category includes operating, logistic support and reserve stock aircraft.

NON-PROGRAM AIRCRAFT - Comprise all aircraft of project development and service test (BIS) configuration, target drones (man-carrying), aircraft retired but not yet stricken (including contingency reserve), and aircraft on loan or on bailment contracts.

OPERATIONAL AIRCRAFT - This grouping includes all program aircraft in the controlling custody of the operating commands (COMNAVAIRLANT, COMNAVAIRPAC, CNATRA, CNARESTRA, NABS, and BUAER R&D) i.e., operating and operational pool aircraft.

OPERATING AIRCRAFT - are those aircraft in the custody of designated units for flight in performance of a Navy mission therefor, in accordance with, and in direct assignment against OPNAV planned operating assignments. Operating aircraft may be further classified by primary mission of unit having custody - "Combat", "Direct Combat Support", "Indirect Combat Support", "Air Training" and "Reserve (USNR-USMCR) Training".

LOGISTIC SUPPORT - Comprise aircraft in the Non-Operational Support and Operational Pool categories (see below).

OPERATIONAL POOL AIRCRAFT - are non-operating aircraft in custody of the operating command, i.e., pipeline aircraft in support of the operating program. Pool aircraft are often further classified as between "Ready For Issue" (those new or newly reworked aircraft awaiting issue to an operating unit) and "Not Ready For Issue" (aircraft in process of rework or return to BUAER).

NON-OPERATIONAL SUPPORT - aircraft are those in custody of BUAER (Maintenance and Support) for purposes of rework.

RESERVE STOCK - are program aircraft in the controlling custody of BUAER (M&S) which are not currently and actively engaged in any of the various logistic processes (i.e., In, awaiting or enroute to operating or to rework) required in normal transition through standard service life.

CONTINGENCY RESERVE - aircraft are those which have been retired from the program inventory as a consequence of completion of standard service life but which have been retained in the inventory to alleviate mobilization deficiencies. Only those aircraft are retained in contingency reserve for which spare part support is available for at least one more overhaul and one more service tour.

ACTIVE AIRCRAFT - Operating aircraft and aircraft currently engaged in logistic support of operating aircraft.

INACTIVE AIRCRAFT - Non-program and Reserve Stock aircraft.

DECLASSIFIED

CHART 1

AIRCRAFT INVENTORY AND PLANNED ASSIGNMENT DATA

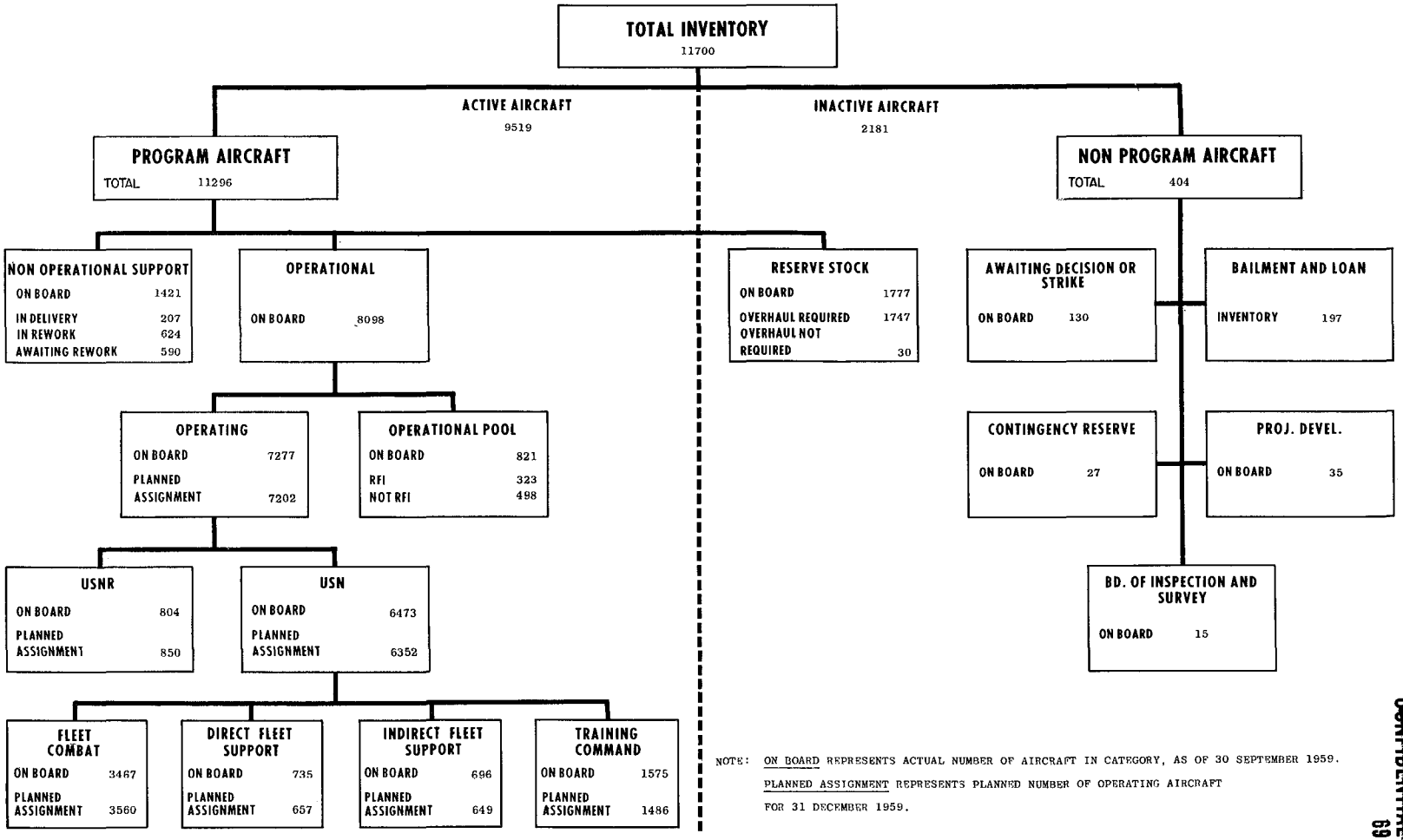

NOTE: ON BOARD REPRESENTS ACTUAL NUMBER OF AIRCRAFT IN CATEGORY, AS OF 30 SEPTEMBER 1959.
PLANNED ASSIGNMENT REPRESENTS PLANNED NUMBER OF OPERATING AIRCRAFT FOR 31 DECEMBER 1959.

DECLASSIFIED

CONFIDENTIAL

DECLASSIFIED

TABLE 5

TOTAL AIRCRAFT INVENTORY
MAJOR PROGRAM CLASSIFICATIONS BY COMBAT AND NON-COMBAT TYPE
PROGRAM & NON-PROGRAM

PROGRAM CLASSIFICATION	30 SEPTEMBER 1959					31 AUGUST 1959				
	GRAND TOTAL	HEAVIER-THAN-AIR			LIGHTER THAN AIR	GRAND TOTAL	HEAVIER-THAN-AIR			LIGHTER THAN AIR
		TOTAL	COMBAT TYPE	NON-COMBAT TYPE			TOTAL	COMBAT TYPE	NON-COMBAT TYPE	
TOTAL INVENTORY	11,700	11,663	7,230	4,433	37	11,708	11,672	7,223	4,439	36
PROGRAM AIRCRAFT	11,296	11,260	7,007	4,253	36	11,323	11,288	7,013	4,275	35
Operational	8,098	8,087	5,154	2,933	11	8,152	8,133	5,185	2,948	19
Operating	7,277	7,268	4,490	2,778	9	7,506	7,489	4,642	2,847	17
U. S. Navy	6,473	6,464	3,861	2,603	9	6,637	6,622	3,958	2,664	15
U. S. Navy Reserve	804	804	629	175	-	869	867	684	183	2
Operational Pools	821	819	664	155	2	646	644	543	101	2
RFI	323	322	253	69	1	190	190	155	35	-
Not RFI	498	497	411	86	1	456	454	388	66	2
Non-Operational Support	1,421	1,418	995	423	3	1,430	1,428	989	439	2
Delivery	207	206	135	71	1	188	188	116	72	-
Rework	624	622	431	191	2	661	660	457	203	1
Awaiting Rework	590	590	429	161	-	581	580	416	164	1
Reserve Stock	1,777	1,755	858	897	22	1,741	1,727	839	888	14
Overhaul Required	1,747	1,731	836	895	16	1,706	1,697	812	885	9
Overhaul Not Required	30	24	22	2	6	35	30	27	3	5
NON-PROGRAM AIRCRAFT	404	403	223	180	1	385	384	220	164	1
Awaiting Decision or Strike	130	130	58	72	-	100	100	46	54	-
Contingency Reserve	27	27	25	2	-	27	27	25	2	-
Project Development	35	35	29	6	-	32	32	29	3	-
Bailment and Loan	197	197	100	97	-	201	201	102	99	-
Board of Inspection and Survey	15	14	11	3	1	25	24	18	6	1

CHART 2

TOTAL PROGRAM AIRCRAFT BY STATUS

30 JUNE 1955 TO DATE

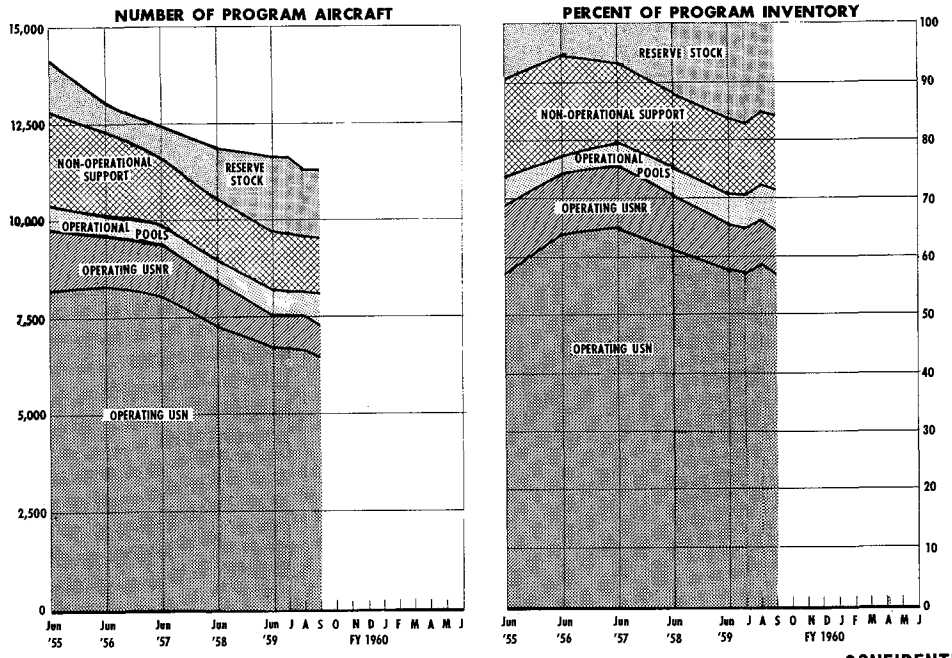

[redacted]

72

TABLE 6

DECLASSIFIED

TOTAL AIRCRAFT INVENTORY
STATUS DISTRIBUTION BY CLASS & COMMAND
PROGRAM & NON-PROGRAM

CLASS AND COMMAND	GRAND TOTAL	PROGRAM: TOTAL	PROGRAM: OPERATIONAL: OPERATING	PROGRAM: OPERATIONAL: LOGISTIC SUPPORT: OPT'L POOL: RFI	PROGRAM: OPERATIONAL: LOGISTIC SUPPORT: OPT'L POOL: NOT RFI	PROGRAM: NON-OPERATIONAL SUPPORT: IN DELIVERY	PROGRAM: NON-OPERATIONAL SUPPORT: IN REWORK	PROGRAM: NON-OPERATIONAL SUPPORT: AWTG. REWORK	PROGRAM: RESERVE STOCK	NON-PROGRAM: TOTAL	NON-PROGRAM: AWTG. DECISION	NON-PROGRAM: AWTG. STRIKE	NON-PROGRAM: CONTINGENCY RESERVE	NON-PROGRAM: PROJECT DEVELOPMENT a/	NON-PROGRAM: BAILMENT & LOAN	NON-PROGRAM: BOARD OF INSPECTION & SURVEY
TOTAL	11,700	11,296	7,277	323	498	207	624	590	1,777	404	73	57	27	35	197	15
Fighter	2,773	2,662	1,471	176	204	52	118	158	482	111	24	5	9	19	49	5
VF(DAY)JET	1,552	1,516	752	89	98	23	71	98	385	36	2	4	-	8	17	5
VF(AW)JET	885	821	537	69	89	17	29	42	38	64	20	-	8	10	26	-
VF(F)JET	202	200	111	12	13	5	6	11	42	2	-	-	-	-	2	-
VF(D)JET	87	82	37	4	3	8	11	7	12	5	1	-	-	1	3	-
VF(KD)JET	18	15	8	2	-	-	-	-	5	3	1	1	-	-	1	-
VF(Q)JET	29	28	26	-	1	-	1	-	-	1	-	-	1	-	-	-
Attack	2,422	2,341	1,542	47	146	37	123	173	273	81	19	-	16	5	35	6
VA(DAY)JET	1,135	1,122	877	26	92	10	44	20	53	13	1	-	-	3	9	-
VA(AW)JET	6	-	-	-	-	-	-	-	-	6	-	-	-	-	6	-
VA(P)JET	14	9	4	-	-	4	1	-	-	5	-	-	-	-	3	2
VA(Q)JET	9	5	3	-	-	2	-	-	-	4	-	-	-	-	4	-
VA(HT)JET	2	1	-	-	-	1	-	-	-	1	-	-	-	-	1	-
VA(H)JET	157	152	118	-	18	3	12	1	-	5	-	-	-	1	4	-
VA(SM)JET	9	3	-	-	-	3	-	-	-	6	4	-	-	-	2	-
VA(DAY)PROP	674	647	338	17	29	12	46	97	108	27	11	-	16	-	-	-
VA(AW)PROP	162	162	90	3	1	-	8	45	15	-	-	-	-	-	-	-
VA(W)PROP	189	179	90	1	1	2	12	10	63	10	-	-	-	1	5	4
VA(P)PROP	18	17	15	-	-	-	-	-	2	1	1	-	-	-	-	-
VA(Q)PROP	8	8	7	-	1	-	-	-	32	-	-	-	-	-	-	-
VA(H)PROP	39	36	-	-	4	-	-	-	-	3	2	-	-	-	1	-
Anti-Submarine	613	609	458	8	23	14	43	63	-	4	-	-	-	1	3	-
VS	613	609	458	8	23	14	43	63	-	4	-	-	-	1	3	-
Patrol	803	792	518	14	10	13	113	29	95	11	6	3	-	1	1	-
VP(L)	611	603	384	10	9	12	76	25	87	8	6	1	-	-	1	-
VP(LD)	6	6	4	-	-	-	2	-	-	-	-	-	-	-	-	-
VP(S)	186	183	130	4	1	1	35	4	8	3	-	2	-	1	-	-
Warning	142	141	100	7	16	-	9	1	8	1	-	-	-	-	1	-
VW(WEA)	7	7	7	-	-	-	-	-	-	-	-	-	-	-	-	-
VW(AEW)	127	126	93	7	16	-	1	1	8	1	-	-	-	-	1	-
VW(Q)	8	8	-	-	-	-	8	-	-	-	-	-	-	-	-	-
Observation	49	49	36	2	3	-	4	4	-	-	-	-	-	-	-	-
VO	49	49	36	2	3	-	4	4	-	-	-	-	-	-	-	-
Transport	618	567	443	3	22	12	41	6	40	51	1	-	-	-	50	-
VR(H)	165	164	129	1	13	5	16	-	-	1	-	-	-	-	1	-
VR(M)	373	325	245	2	4	7	25	2	40	48	1	-	-	-	47	-
VR(C)	80	78	69	-	5	-	-	4	-	2	-	-	-	-	2	-
Utility	204	198	107	3	5	4	21	7	51	6	1	5	-	-	-	-
VU(SAR)	104	99	62	3	2	4	16	3	9	5	-	5	-	-	-	-
VU(TOW)	84	83	34	-	3	-	2	3	41	1	1	-	-	-	-	-
VU(T&D)	16	16	11	-	-	-	3	1	1	-	-	-	-	-	-	-
Training	3,036	2,935	1,860	58	40	36	92	103	746	101	17	39	2	5	35	3
VT(JET)	1,014	979	636	15	23	26	25	38	216	35	16	2	-	4	10	3
VT(D)(JET)	16	14	6	1	1	-	2	1	3	2	-	-	-	-	2	-
VT(KD)(JET	9	8	2	-	-	-	-	-	6	1	-	-	-	-	1	-
VT(ME)(PROP)	785	782	499	12	10	7	12	10	232	3	1	-	-	-	2	-
VT(MEP)(PROP)	39	39	31	-	-	-	1	3	4	-	-	-	-	-	-	-
VT(SE)(PROP)	1,115	1,077	671	30	6	3	50	50	267	38	-	37	-	1	-	-
VT(B)(PROP)	42	20	-	-	-	-	2	-	18	22	-	-	2	-	20	-
VT(NAV)(PROP)	6	6	6	-	-	-	-	-	-	-	-	-	-	-	-	-
VT(D)(PROP)	10	10	9	-	-	-	-	1	-	-	-	-	-	-	-	-
Rotary Wing	1,003	966	733	4	28	37	58	46	60	37	5	5	-	4	23	-
HS	224	208	178	1	-	7	21	1	-	16	-	1	-	3	12	-
HO	99	98	71	1	5	12	6	3	-	1	-	-	-	-	1	-
HR L	291	291	231	2	10	9	16	23	-	-	-	-	-	-	-	-
HU	259	253	168	-	11	7	12	6	49	6	-	-	-	-	6	-
HT	87	74	48	-	-	-	2	13	11	13	5	4	-	-	4	-
HR(M)	43	42	37	-	2	2	1	-	-	1	-	-	-	1	-	-
Airships	37	36	9	1	1	1	2	-	22	1	-	-	-	-	-	1
ZP	30	30	5	1	1	-	2	-	21	-	-	-	-	-	-	-
ZW	7	6	4	-	-	1	-	-	1	1	-	-	-	-	-	1
COMMAND																
LANT	2,202	2,201	1,976	79	147	-	-	-	-	1	1	-	-	-	-	-
PAC	2,689	2,689	2,252	178	259	-	-	-	-	-	-	-	-	-	-	-
NABS	530	530	499	28	3	-	-	-	-	-	-	-	-	-	-	-
NATRA	1,642	1,642	1,575	37	30	-	-	-	-	-	-	-	-	-	-	-
NART	864	864	804	1	59	-	-	-	-	-	-	-	-	-	-	-
R&D	348	172	171	-	1	-	-	-	-	176	-	-	-	35	126	15
BUAER	3,425	3,198	-	-	-	207	624	590	1,777	227	72	57	27	-	71	-

a/ Project Development - A new non-program aircraft category, established with 30 June 1958 data, which includes both the Research and Development "Y-Project" aircraft and Experimental aircraft.

[redacted]

[redacted]

DECLASSIFIED

TABLE 7

STATUS DISTRIBUTION BY CLASS & COMMAND
PROGRAM & NON-PROGRAM

CLASS AND COMMAND	GRAND TOTAL	PROGRAM								NON - PROGRAM						
		TOTAL	OPERATIONAL			NON-OPERATIONAL SUPPORT			RESERVE STOCK	TOTAL	AWTG DECISION b/	AWTG. STRIKE	CONTINGENCY RESERVE	PROJECT DEVELOPMENT d/	BAILMENT & LOAN	BOARD OF INSPECTION & SURVEY
				LOGISTIC SUPPORT												
				OPT'L POOL a/												
			OPER-ATING	RFI	NOT RFI	IN DELIVERY	IN REWORK	AWTG. REWORK								
30 JUNE																
1949	14,116	13,965	7,695	483	-	602	1,463	868	2,854	151	85	-	-	66	-	-
1950	14,095	13,891	6,177	553	-	535	965	869	4,792	204	119	-	-	42	43	-
1951	13,532	13,174	7,369	797	-	610	1,053	877	2,468	358	269	-	-	43	46	-
1952	13,846	13,475	8,814	836	-	677	1,031	818	1,299	371	269	-	-	35	67	-
1953	14,723	14,012	9,946	1,167	-	685	835	675	704	711	574	-	-	33	104	-
1954																
31 March	15,172	14,019	9,712	958	-	629	727	1,013	950	1,153	965	-	-	24	119	45
30 June	15,536	14,151	9,733	1,025	-	588	847	880	1,078	1,385	1,197	-	-	24	118	46
30 September	15,734	14,129	9,701	897	-	557	908	894	1,172	1,605	1,399	-	-	18	139	49
31 December	16,052	14,311	9,707	829	-	563	912	1,036	1,264	1,741	123	-	1,397c/	16	156	49
1955																
31 March	16,318	14,080	9,559	851	-	624	1,010	937	1,099	2,238	581	-	1,428	16	159	54
30 June	16,504	14,140	9,761	644	23	612	924	857	1,319	2,364	126	503	1,508	18	163	46
30 September	16,780	14,159	9,715	543	31	598	1,036	774	1,462	2,621	126	831	1,431	13	170	50
31 December	17,079	13,710	9,578	460	26	626	1,038	775	1,207	3,369	148	2,145	817	11	191	57
1956																
31 March	17,067	13,554	9,692	442	46	539	1,063	718	1,054	3,513	125	2,527	590	8	200	63
30 June	15,761	13,003	9,687	371	32	482	981	764	686	2,758	131	1,591	734	9	236	57
30 September	14,714	12,752	9,596	350	15	369	943	745	734	1,962	201	602	829	8	266	56
31 December	14,253	12,573	9,553	364	18	391	892	618	737	1,680	158	336	853	8	265	60
1957																
31 March	13,933	12,566	9,557	400	17	380	767	604	841	1,367	103	169	760	7	275	53
30 June	13,958	12,434	9,421	471	21	362	718	624	817	1,524	196	137	870	5	270	46
30 September	12,748	12,065	9,338	180	295	348	776	444	684	683	58	160	145	5	272	43
31 December	12,786	12,140	9,275	100	354	373	756	422	860	646	66	133	150	3	252	42
1958																
31 March	12,865	12,214	9,039	112	390	391	758	464	1,060	651	93	149	150	-	223	36
30 June	12,573	11,924	8,424	198	373	259	764	515	1,391	649	59	221	56	58	226	29
30 September	12,087	11,629	8,415	124	412	242	678	395	1,363	458	27	121	4	49	230	27
31 December	12,098	11,659	8,147	116	455	290	661	479	1,511	439	40	94	4	44	237	20
1959																
31 January	12,104	11,658	7,965	106	472	248	711	529	1,627	446	55	92	4	42	232	21
28 February	12,034	11,618	7,726	152	468	242	751	582	1,697	416	52	58	9	42	236	19
31 March	12,048	11,607	7,657	170	452	221	690	563	1,854	441	66	77	9	35	235	19
30 April	12,059	11,597	7,674	136	464	198	679	568	1,878	462	85	81	9	33	234	20
31 May	12,034	11,569	7,676	143	436	193	649	575	1,897	465	91	87	14	31	221	21
30 June	12,067	11,597	7,562	145	462	274	617	589	1,948	470	104	84	14	32	212	24
31 July	12,001	11,594	7,505	182	464	224	640	589	1,990	407	111	22	14	32	201	27
31 August	11,708	11,323	7,506	190	456	188	661	581	1,741	385	51	49	27	32	201	25
30 September	11,700	11,296	7,277	323	498	207	624	590	1,777	404	73	57	27	35	197	15

a/ Commencing with 30 April 1955 data, "Operational Pool" aircraft was broken by "For Use" and "ForBUAER" until 30 June 1957. Commencing with 31 July 1957 data, "Operational Pool" aircraft is broken by "RFI" and "NOT RFI".

b/ Includes aircraft both in "Awaiting Decision" and "Awaiting Strike" status for period June 1949 through 31 May 1957.

c/ Prior to September 1954 "Awaiting Decision" category included both "Contingency Reserve" aircraft and aircraft in process of final disposition. Commencing with October 1954 issue, the two categories are shown as separate classifications.

d/ Project Development - A new non-program aircraft category, established with 30 June 1958 data, which includes both the Research and Development "Y-Project" aircraft and Experimental aircraft.

DECLASSIFIED

[redacted]

DISTRIBUTION OF NON-PROGRAM AIRCRAFT BY MODEL

TABLE 8

CLASS & MODEL	GRAND TOTAL	AWTG. DECI-SION	AWTG. STRIKE	MAP	CONT RE-SERVE	BAIL-MENT	LOAN	PROJ. DEV. a/	BRD. OF INSP. & SURVEY
TOTAL	404	73	42	15	27	115	82	35	15
Fighter	111	24	1	4	9	42	7	19	5
VF(DAY)JET	36	2		4		15	2	8	5
F8U-2	1					1			
YF8U-2	7							2	5
F8U-1	6					6			
Y/F8U-1 ...									
F11F-1	7	1				5	1		
Y/F11F-1 ..	5							5	
F11F-1F ...	1					1			
F9F-6	1						1		
F9F-2	4			4					
F3H-2M	1	1							
F2H-2	1					1			
FJ-4	1					1			
Y/FJ-4	1							1	
VF(AW)JET	64	20			8	24	2	10	
F8U-3	2					2			
F2H-4	10	6			4				
F2H-3	10	6			4				
F3H-2	3					3			
F3H-2N	1					1			
Y/F3H-2N ..	1							1	
F4H-1	10					10			
F3D-2	3	1				2			
F3D-2T2 ...	6	6							
F3D-2M	2					2			
F3D-1	3					1	1	1	
F4D-1	3					2	1		
Y/F4D-1 ...	8							8	
XF4D-1	1					1			
YF2Y-1	1	1							
VF(P)JET	3						2	1	
F9F-8P	2						2		
YF2H-2P ...	1							1	
VF(D)JET	4	1				2	1		
F8U-1D	3					2	1		
F9F-6D	1	1							
VF(KD)JET	3	1	1			1			
F8U-1KD ...	1					1			
F9F-2KD ...	2	1	1						
VF(Q)JET	1				1				
F3D-2Q	1				1				
Attack	81	19			16	33	2	5	6
VA(DAY)JET	13	1				7	2	3	
A4D-2	3					1		2	
A4D-2N	4					4			
A4D-1	2					1	1		
XA4D-1	1						1		
FJ-4B	2					1		1	
F9F-8B	1	1							
VA(AW)JET	6					6			
A3J-1	6					6			
VA(P)JET	5					3			2
A3D-2P	5					3			2
VA(Q)JET	4					4			
A3D-2Q ...	4					4			
VA(HT)JET	1					1			
A3D-2T ...	1					1			

CLASS & MODEL	GRAND TOTAL	AWTG. DECI-SION	AWTG. STRIKE	MAP	CONT. RE-SERVE	BAIL-MENT	LOAN	PROJ. DEV. a/	BRD. OF INSP. & SURVEY
VA(H)JET	5					4		1	
A3D-2	3					3			
A3D-1	1					1			
Y/A3D-1	1							1	
VA(SM)JET	6	4				2			
P6M-1	2					2			
YP6M-1	4	4							
VA(DAY)PROP	27	11			16				
AD-6	26	10			16				
AD-5	1	1							
VA(W)PROP	10					5		1	4
WF-2	5					5			
YWF-2	4								4
Y/WF-2	1							1	
VA(P)PROP	1	1							
AJ-2P	1	1							
VA(H)PROP	3	2				1			
AJ-2	3	2				1			
Anti-Submarine	4					3		1	
VS	4					3		1	
S2F-3	2					2			
S2F-1	1					1			
Y/S2F-1	1							1	
Patrol	11	6		3		1		1	
VP(L)	8	6		1		1			
P2V-7	2			1		1			
P2V-2	6	6							
VP(S)	3			2				1	
P5M-2	2			2					
Y/PBM-5S2 ..	1							1	
Warning	1					1			
VW(AEW)	1					1			
WV-2E	1					1			
Transport	51	1				4	46		
VR(H)	1						1		
R5D-4R	1						1		
VR(M)	48	1				2	45		
R4D-6	3					1	2		
R4D-5	5	1					4		
R4D-6R	24					1	23		
R4D-5R	12						12		
R4D-6Z	3						3		
R4D-5Z	1						1		
VR(C)	2					2			
TF-1	2					2			
Utility	6	1		5					
VU(SAR)	5			5					
UF-2	5			5					
VU(TOW)	1	1							
JD-1	1	1							

[redacted]

DECLASSIFIED

[redacted]

DISTRIBUTION OF NON-PROGRAM AIRCRAFT BY MODEL

TABLE 8

CLASS & MODEL	GRAND TOTAL	AWTG. DECI-SION	AWTG. STRIKE	MAP	CONT. RE-SERVE	BAIL-MENT	LOAN	PROJ. DEV. a/	BRD. OF INSP. & SURVEY
Training	101	17	39		2	9	26	5	3
VT(JET)	35	16	2			8	2	4	3
T2J-1	5					5			
Y/T2J-1 ..	2							2	
YT2J-1 ...	3								3
Y/T2V-1 ..	1							1	
TV-2	20	16	2				1	1	
F9F-8T ...	4					3	1		
VT(D)JET	2					1	1		
TV-2D	2					1	1		
VT(KD)JET	1						1		
TV-2KD ...	1						1		
VT(ME)PROP	3	1					2		
JRB-4	1						1		
SNB-5	2	1					1		
SNB-5P ...									
VT(SE)PROP	38		37					1	
T-34B	1							1	
SNJ-5	1		1						
N3N-3	36		36						
VT(E)PROP	22				2		20		
R4D-6Q ...	8				1		7		
R4D-5Q ...	4				1		3		
R4D-6S ...	9						9		
R4D-5S ...	1						1		

CLASS & MODEL	GRAND TOTAL	AWTG. DECI-SION	AWTG. STRIKE	MAP	CONT. RE-SERVE	BAIL-MENT	LOAN	PROJ. DEV. a/	BRD. OF INSP. & SURVEY
Rotary Wing	37	5	2	3		22	1	4	
HS	15			1		11		3	
HSS-2	3					3			
HSS-1	9					8		1	
HSS-1N	1			1					
Y/HSS-1N ..	1							1	
Y/HSL-1 ...	1							1	
HO	2					1	1		
HOK-1	1					1			
XHO3S-2 ...	1						1		
HR	1							1	
Y/HR2S-1 ..	1							1	
HU	6					6			
HU2K-1	1					1			
47G-2									
HUL-1	1					1			
HUP-2S	2					2			
HUP-1	2					2			
HT	13	5	2	2		4			
HTK-1	3					3			
HTL-7	1					1			
HTL-5	6	4	2						
HTL-4	3	1		2					
Airships	1								1
ZP	1								1
YZPG-3W ...	1								1

[redacted]

[redacted]

DECLASSIFIED

PROGRAM AIRCRAFT INVENTORY
TYPE OF ORGANIZATIONAL UNIT BY CLASS

TABLE 9

UNIT TYPE	TOTAL	CLASS OF AIRCRAFT													
		VF JET	VF PROP	VA JET	VA PROP	VS	VP	VW	VO	VR	VU	VT JET	VT PROP	H	Z
TOTAL	11296	2662		1292	1049	609	792	141	49	567	198	1001	1934	966	36
OPERATING	7277	1471		1002	540	458	518	100	36	443	107	644	1216	733	9
LOGISTIC SUPP	2242	709		237	289	151	179	33	13	84	40	132	197	173	5
RESERVE STOCK	1777	482		53	220		95	8		40	51	225	521	60	22
OPERATING UNITS															
FLEET COMBAT	3467	928		758	385	214	363	84	36	156		36	5	495	7
USN	2474	607		522	380	214	363	84		59				238	7
VF DAY	220	220													
VF AW	257	245		12											
VA JET	396	13		370	13										
VA PROP	233			24	209										
VA H	113	2		111											
VFP PHOTO	29	29													
VAW AEW	143	5			136	2									
VFAW	31	31													
GMGRU	23	23													
VQ ECM	14			3	7		4								
VAP PHOTO	7				7										
VCP PHOTO	49	39		2	8										
VS	212					212									
HS	140													140	
VP LAND	228						228								
VP SEA	119						119								
ZP	3														3
VAH SEA	12						12								
VW AEW WEA	36							33		3					
VW BARRIER	51							51							
ZW BARRIER	4														4
HU	98													98	
VR TAC SUPP	56									56					
USMC	993	321		236	5				36	97		36	5	257	
MAW HEDRONS	139	22		35	5					27		36	5	9	
VMF	162	162													
VMF AW	95	95													
VMA	204	3		201											
VMCJ	39	39													
VMR	70									70					
HMR	242								3					239	
VMO	42								33					9	
DIREC FLEET SUPP	735	109		23	20	6	21	1		103	79	193	149	31	
USN	673	107		23	20	6	21	1		97	79	147	143	29	
OPDEVFOR	79	20		11	7	4	8			9	4	6	5	5	
FASRON	139	5		1	3	2	1	1		38	7	22	59		
VU	117	58			4		2			2	35	4	8	4	
FERRY SQDRNS	6									4			2		
FLEET TRNG	210	19		8	1		10			9	1	113	48	1	
FLEET BASES	106	5		3	5					23	31	2	21	16	
CV & AV UTIL	16									12	1			3	
USMC	62	2								6		46	6	2	
FMF & FAHG	14	2								5		3	4		
VMT	41											41			
FLEET BASES	7									1		2	2	2	
INDIR FLEET SUPP	696	66		25	27	4	15	9		111	26	83	258	70	2
NABS & NAS	373	1			8	2		3		61	18	59	195	26	
HMX	26													26	
BAGR & BAR	20									4			16		
R & D	171	65		25	11	2	15	6		11	5	12	9	8	2
ATT & MISS	24									17	3		3	1	
USMCAS	82				8					18		12	35	9	
NATRA	1575	142		140	40	80	26	6		17	2	281	758	83	
BASIC	907	7			2					7	2	153	661	75	
ADVANCED	558	89		140	38	80	26			6		118	54	7	
TECHNICAL	110	46						6		4		10	43	1	
NART	804	226		56	68	154	93			56		51	46	54	
NON-OPERATING UNITS															
LOGISTIC SUPP	2242	709		237	289	151	179	33	13	84	40	132	197	173	5
OPTL POOLS	821	380		136	57	31	24	23	5	25	8	40	58	32	2
RFI	323	176		26	21	8	14	7	2	3	3	16	42	4	1
[redacted]	498	204		110	36	23	10	16	3	22	5	24	16	28	1
NON OPTL SUPP	1421	329		101	232	120	155	10	8	59	32	92	139	141	3
DELIVERY	207	53		23	14	14	13			12	4	26	10	37	1
REWORK	624	118		57	66	43	113	9	4	41	21	27	65	58	2
AWTG REWORK	590	158		21	152	63	29	1	4	6	7	39	64	46	
RESERVE STOCK	1777	482		53	220		95	8		40	51	225	521	60	22
O/H REQUIRED	1747	474		53	214		87	8		39	51	224	521	60	16
O/H NOT REQ	30	8			6		8			1		1			6

Chart 3

DECLASSIFIED

[redacted]

TYPE OF ORGANIZATIONAL UNIT

(OPERATING INVENTORY VS PLANNED ASSIGNMENT)

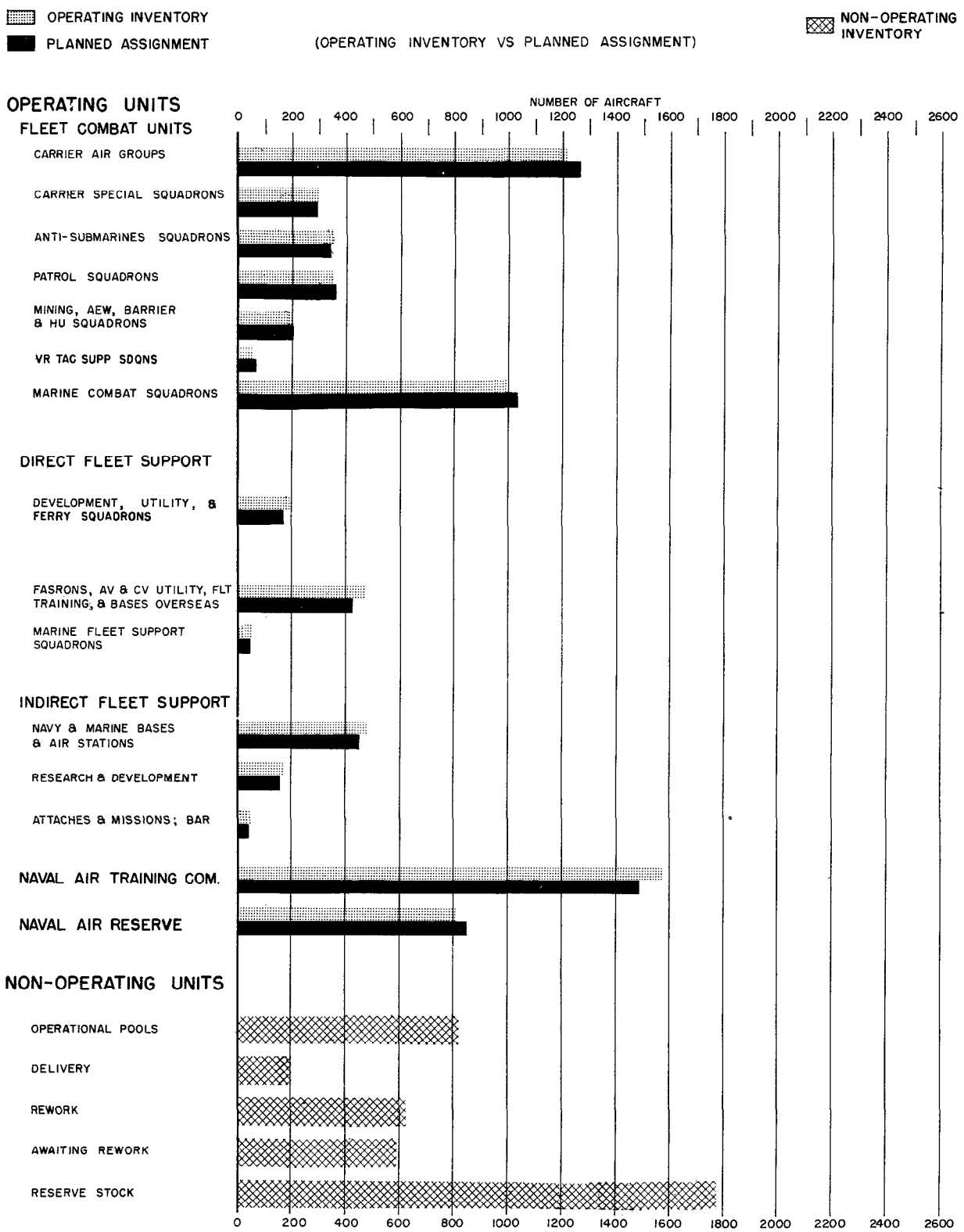

[redacted]

DECLASSIFIED

PROGRAM AIRCRAFT INVENTORY
TYPE OF ORGANIZATIONAL UNIT BY CLASS
NAVAL AIR FORCE, ATLANTIC FLEET

TABLE 10

UNIT TYPE	TOTAL	CLASS OF AIRCRAFT													
		VF JET	VF PROP	VA JET	VA PROP	VS	VP	VW	VO	VR	VU	VT JET	VT PROP	H	Z
TOTAL	2201	534		409	208	142	203	56	13	153	34	104	82	255	8
OPERATING	1976	427		370	185	138	197	40	13	147	34	89	76	253	7
OPERATIONAL POOLS	225	107		39	23	4	6	16		6		15	6	2	1
FLEET COMBAT	1620	383		369	175	132	182	39	13	69		11	1	239	7
USN	1195	248		254	171	132	182	39		27				135	7
VF DAY	88	88													
VF AW	120	120													
VA JET	180	1		166	13										
VA PROP	104			24	80										
VA H	64	2		62											
VFP PHOTO	29	29													
VAW AEW	69				68	1									
GMGRU	8	8													
VQ ECM	8			2	3		3								
VAP PHOTO	7				7										
VS	131					131									
HS	81													81	
VP LAND	129						129								
VP SEA	50						50								
ZP	3														3
VW AEW WEA	18							17		1					
VW BARRIER	22							22							
ZW BARRIER	4														4
HU	54													54	
VR TAC SUPP.	26									26					
USMC	425	135		115	4				13	42		11	1	104	
MAW HEDRONS	69	10		32	4					11		11	1		
VMF	74	74													
VMF AW	30	30													
VMA	86	3		83											
VMCJ	18	18													
VMR	31									31					
HMR	104													104	
VMO	13								13						
DIREC FLEET SUPP	340	44		1	10	6	15	1		66	32	78	74	13	
USN	311	42		1	10	6	15	1		64	32	55	72	13	
OPDEVFOR	49	9			5	4	8			9	4	2	3	5	
FASRON	59			1	1	2	1	1		21	4		28		
VU	49	33								1	13	1	1		
FERRY SQDRNS	3									2			1		
FLEET TRNG	92						6			5	1	52	27	1	
FLEET BASES	45				4					14	9		12	6	
CV & AV UTIL	14									12	1			1	
USMC	29	2								2		23	2		
FMF & FAHG	8	2								2		2	2		
VMT	21											21			
INDIR FLEET SUPP	16									12	2		1	1	
ATT & MISS	16									12	2		1	1	
OPTL POOLS	225	107		39	23	4	6	16		6		15	6	2	1
RFI	79	39		6	7		3	7				11	5	1	
NOT RFI	146	68		33	16	4	3	9		6		4	1	1	1

DECLASSIFIED

CONFIDENTIAL

PROGRAM AIRCRAFT INVENTORY
TYPE OF ORGANIZATIONAL UNIT BY CLASS
NAVAL AIR FORCE, PACIFIC FLEET

TABLE 11

UNIT TYPE	TOTAL	CLASS OF AIRCRAFT													
		VF JET	VF PROP	VA JET	VA PROP	VS	VP	VW	VO	VR	VU	VT JET	VT PROP	H	Z
TOTAL	2689	838		500	245	95	200	52	28	141	56	146	86	302	
OPERATING	2252	610		411	220	82	187	45	23	129	48	140	81	276	
OPERATIONAL POOLS	437	228		89	25	13	13	7	5	12	8	6	5	26	
FLEET COMBAT	1847	545		389	210	82	181	45	23	87		25	4	256	
USN	1279	359		268	209	82	181	45		32				103	
VF DAY	132	132													
VF AW	137	125		12											
VA JET	216	12		204											
VA PROP	129				129										
VA H	49			49											
VAW AEW	74	5			68	1									
VFAW	31	31													
GMGRU	15	15													
VQ ECM	6			1	4		1								
VCP PHOTO	49	39		2	8										
VS	81					81									
HS	59													59	
VP LAND	99						99								
VP SEA	69						69								
VAH SEA	12						12								
VW AEW WEA	18							16		2					
VW BARRIER	29							29							
HU	44													44	
VR TAC SUPP	30									30					
USMC	568	186		121	1				23	55		25	4	153	
MAW HEDRONS	70	12		3	1					16		25	4	9	
VMF	88	88													
VMF AW	65	65													
VMA	118			118											
VMCJ	21	21													
VMR	39									39					
HMR	138								3					135	
VMO	29								20					9	
DIREC FLEET SUPP	395	65		22	10		6			37	47	115	75	18	
USN	362	65		22	10		6			33	47	92	71	16	
OPDEVFOR	30	11		11	2							4	2		
FASRON	80	5			2					17	3	22	31		
VU	68	25			4		2			1	22	3	7	4	
FERRY SQDRNS	3									2			1		
FLEET TRNG	118	19		8	1		4			4		61	21		
FLEET BASES	61	5		3	1					9	22	2	9	10	
CV & AV UTIL	2													2	
USMC	33									4		23	4	2	
FMF & FAHG	6									3		1	2		
VMT	20											20			
FLEET BASES	7									1		2	2	2	
INDIR FLEET SUPP	10									5	1		2	2	
ATT & MISS	8									5	1		2		
USMCAS	2													2	
OPTL POOLS	437	228		89	25	13	13	7	5	12	8	6	5	26	
RFI	178	128		15	8	8	7		2	1	3	4		2	
NOT RFI	259	100		74	17	5	6	7	3	11	5	2	5	24	

CONFIDENTIAL

DECLASSIFIED

[redacted]

TABLE 12

PROGRAM OPERATIONAL POOL AIRCRAFT DISTRIBUTION BY COMMAND *

COMMAND	TOTAL OPERATING AIRCRAFT	OPERATIONAL POOL AIRCRAFT DISTRIBUTION					
		TOTAL	READY FOR ISSUE	NOT READY FOR ISSUE			
				AWAITING REWORK	UNDERGOING REWORK		ENROUTE TO BUAER
					UNDG. INT. REWK. AIRLINE & PROG. MAINT.	ALL OTHER	
TOTAL	7277	822	323	79	232	155	32
LANT	1976	226	79	7	81	58	-
PAC	2252	437	178	40	126	65	28
NABS	499	31	28	1	-	1	1
NATRA	1575	67	37	2	15	10	3
NART	804	60	1	29	10	20	-
R&D	171	1	-	-	-	1	-

* Table 12 will be deleted commencing with 30 September 1959 Allowances and Location of Navy Aircraft.

OPERATIONAL POOL. Non-operating aircraft in controlling custody of operating commands. Aircraft, in addition to operating aircraft, for the purpose of maintaining the intended quantity and quality of operating aircraft; more specifically, aircraft for immediate replacement of operating aircraft lost and damaged; aircraft involved in special rework within the operating command; aircraft awaiting and undergoing interim rework or airline maintenance; aircraft enroute to and from BuAer delivery points, and between reporting custodians of the operating command; and aircraft otherwise in direct support of operating aircraft.

READY FOR ISSUE (RFI). Aircraft in the controlling custody of operating commands which require no rework prior to change to operating status; i.e., immediate replacement aircraft. (Aircraft status codes B or C.)

AWAITING REWORK. Aircraft in the controlling custody of operating commands awaiting Standard or Special Rework (AIRCRAFT STATUS CODES E, H and X).

UNDERGOING INTERIM REWORK AND AIRLINE MAINTENANCE. Aircraft in the controlling custody of operating commands undergoing Interim Rework and Airline Maintenance in the physical custody of BuAer M&S or Contract Maintenance Activities (Aircraft Status Codes D9 and G9).

UNDERGOING ALL OTHER REWORK. Aircraft in controlling custody of operating commands undergoing Rework other than Interim Rework and Airline Maintenance in the physical custody of the operating commands. BuAer M&S and Contract Maintenance Activities. (Aircraft Status Codes D1, D2, D3, D4, G4, G5, G6, G7, and G8).

ENROUTE TO BUAER. Aircraft in the controlling custody of operating commands enroute to BuAer M&S custody; i.e., aircraft for standard or special rework, storage, or for other disposition (Status Codes F, I, O, Y and Z).

TABLE 13

MAN-CARRYING DRONES
COMMAND AND STATUS DISTRIBUTION BY MODEL

MODEL	COMMAND					STATUS			
	GRAND TOTAL	LANT	PAC	R&D	BUAER	OPERATING	OPERAT'L POOL	NON OPERAT'L SUPPORT	RESERVE STOCK
TOTAL	291	7	18	68	198	92	1	101	97
F9F-6K2	1	-	-	1	-	1	-	-	-
F9F-6K2X	2	-	-	-	2	-	-	2	-
F9F-6K	114	7	14	41	52	61	1	22	30
F9F-6KX	133	-	-	1	132	1	-	75	57
F6F-5K	21	-	4	16	1	20	-	1	-
PAY-2K	20	-	-	9	11	9	-	1	10

TABLE 14

AIRCRAFT ON LOAN TO NAVY

MODEL	TOTAL	CUSTODIAN	LOCATION
TOTAL	17		
B-45A	1	Research & Development	BAR, Kansas City
F-101A	2	Research & Development	BAR, Columbus
F-104A	1	Research & Development	BAR, Columbus
JF-104A	1	Research & Development	NAF, China Lake
H-23D	1	Research & Development	BAR, Palo Alto
H-25A	1	Research & Development	BAR, Morton
H-37A	2	Research & Development	BAR, East Hartford
HU-1	1	Research & Development	BAR, Fort Worth
JRF-5G	1	Research & Development	BAR, Elmhurst
RB-66A	1	Research & Development	BAR, Inglewood
RB-66B	1	Research & Development	BAR, Columbus
YAO-1	3	Research & Development	BAR, Bethpage
YH-31	1	Research & Development	BAR, East Hartford

[redacted]