DECLASSIFIED

[redacted]

[redacted] OPNAV [redacted]

ALLOWANCES and LOCATION of NAVY AIRCRAFT

DECLASSIFIED - by authority of Op-51 per 3 April 1975 action by Blanche Snyder Op-511

OPNAV NOTICE P03110

~~May 1961 Date~~

31 MAY 1961

DEPARTMENT OF THE NAVY
OFFICE OF THE CHIEF OF NAVAL OPERATIONS

[redacted]

UNCLASSIFIED ON 31 MAY 1966

DEPARTMENT OF THE NAVY
OFFICE OF THE CHIEF OF NAVAL OPERATIONS
WASHINGTON 25, D. C.

OPNAV P03110
Op-502D
Ser 02531P50
31 July 1961

[redacted]

OPNAV NOTICE P03110

DECLASSIFIED

From: Chief of Naval Operations
To: Distribution List

Subj: Allowance and Location of Navy Aircraft (U)

1. Purpose.

a. To indicate the following by units:

(1) The operating aircraft allowance (Table 1).
(2) The actual on hand aircraft inventories (Table 2), as of 31 May 1961.
(3) The planned assignments of operating aircraft (Table 2).

b. To show the actual on hand program and non-program aircraft inventory in various forms (Section II), as 31 May 1961.

2. General Instruction.

a. This Notice establishes unit operating allowances of the Naval Aircraft Program within each major operating command. The allocation of naval aircraft by model (i. e. operating and operational pool) is reflected in OPNAV INSTRUCTION 03110.1, "U. S. Naval Aircraft Program" (Gray Book), which establishes the operating and operational pool allocations for major operating commands in accordance with the approved planning factors and available inventory. In those instances where apparent inconsistencies between operating allowances and allocations occur, the "U.S. Naval Aircraft Program" shall be the controlling instruction, since it represents the planned implementation of aircraft which Congress approved and provided funds for. Actual on hand aircraft inventories are developed by the Navy Aircraft Accounting System, OPNAV INSTRUCTION P5442.2A. The Naval Air Reserve Training Command as shown herein, has been established as a major command for aircraft logistics purposes only.

b. If the allowances as set forth are not deemed suitable for the mission which an activity or command has to support, the Chief of Naval Operations will consider recommendations for changes in types and allowances of aircraft. However, any requests for such changes that would result in an increase in a major command's total aircraft operating allowance should contain that command's recommendation for a compensatory reduction.

c. Major operating commands are authorized to shift operating assignments (Table 2) from one unit to another on a temporary basis; however, if it is expected that this shift will exceed three (3) months, the Chief of Naval Operations shall be requested to change the authorized operating allowance (Table 1).

d. Specific assignment of aircraft to individual officers is prohibited by the Secretary of the Navy. Aircraft for shore based activities not listed in Table 1 are provided within the allowances of Naval Air Bases, the Naval Air Reserve Training Command, the Naval Air Training Command, and the Bureau of Naval Weapons (Research, Development, Test and Evaluation).

e. Types, classes and models of aircraft listed herein are in conformance with BUWEPS INSTRUCTION 013100.1 of 22 June 1960.

f. Planned operating levels of target drones (capable of carrying a pilot) are contained in OPNAV INSTRUCTION 03110.1 (U. S. Naval Aircraft Program).

[redacted]

[redacted]

DECLASSIFIED

OPNAVNOTE P03110

3. Classification. The security classification of this publication is automatically downgraded from Confidential to Unclassified on 31 May 1966. This action is in accordance with Section 3, Change 4 of OPNAV INSTRUCTION 5510.1B. Upon downgrading, this publication will be marked "FOR OFFICIAL USE ONLY."

4. Cancellation. This Notice is cancelled and may be destroyed by burning when the next issue is received. No report of destruction is necessary. For record purposes cancel 31 October 1961.

R. L. SHIFLEY
By direction

Distribution:
Part I SNDL:

21	(3)	(CINCLANTFLT (4))
22	(3)	(COMSEVENTHFLT, COMSECONDFLT only)
23A	(1)	(COMNAVPHIL only)
23B	(1)	(COMTAIWANPATFOR, COMASDEFORLANT, COMSOLANT only)
24A	(	(COMNAVAIRPAC (15), COMNAVAIRLANT (11))
24B	(2)	(COMPHIBLANT only)
24F	(3)	
24H	(2)	(Less COMFLTRAPAC)
24J	(2)	
26CC	(1)	
26F	(1)	(COMOPTEVFOR only)
27C	(1)	(Less COMWESTSEAFRON)
27G	(1)	(EPDOPAC only)
28A	(1)	(COMCARDIV's 1, 2, 5, 17, 18, 19, 20 only)
29H	(1)	(CVA's 16, 31, 34, 42 only)
42A	(2)	(Less COMFAIRJAPAN, COMFAIRNORFOLK, COMFAIRQUONSET) (COMFAIRALAMEDA (4) COMFAIRWESTPAC (3))
42B	(	(COMFAIRWING ONE (1), COMFAIRWINGSLANT (2))
42EE	(1)	
42H	(1)	
42J1	(1)	(COMCARAIRGRU ONE only)
42Q	(1)	(VR(F) THIRTY ONE only)
46A	(2)	
46B	(3)	
46C1	(1)	(MAG's 12, 15, 26, 32, 33 only)
50B	(1)	(CINC SAC only)
50D	(2)	(COMNAVFORCONAD only)

Part II SNDL:

42A	NavCompt	(2)
A5	BUWEPS	(104)
	BUPERS PERS-11a	(10)
	BUWEPS (Attn: PPAC-4)	(1)
E16	(2)	
F2	(1)	(ND's 6, 9, 10, 12 only)
F14	(3)	
J113	(1)	
W1A	(2)	(Less Atlanta, Glynco, Dallas, Grosse Ile, Agana, Pax Riv (PRB), Whidbey, North Island, Anacostia, Guantanamo Bay, Los Alamitos, Minneapolis, Point Mugu, South Weymouth) (Olathe (1), Ford Island (1))

(Dist cont'd-page 3)

[redacted]

Part II SNDL (Cont'd)

W1A	(3)	(Pax Riv, Anacostia, North Island only)
W1A	(4)	(Whidbey only)
W1B	(1)	(Less Chula Vista, Milton, Port Isable)
W1C	(1)	(NAF Litchfield Park, NAHA, Okinawa only)
W1E	(1)	
W1G	(1)	(Less Santa Ana)
W1H	(1)	(Roosevelt Roads only)
W2A	(2)	(NAB's 1, 5, 11, 12, 13, 14 only)
W2B	(1)	(Less El Toro, Santa Ana)
W3A	(2)	
W3B	(2)	
W3C	(1)	
W3E	(4)	
W3F	(1)	
W4A	(1)	
W4B	(1)	(Jacksonville only)
W6B	(1)	(BUWEPSREP El Segundo, Buffalo, Burbank, Columbus only)
W7E	(1)	
W8A	(1)	
W8B	(1)	
W9E	(1)	
W10A	(6)	
W10B	(1)	
W11A	(2)	(Crane Indiana only)
W12A	(1)	
J95	(2)	
M64	(2)	
M61	(10)	

SecDef (Comptroller) Budget (1)
Record and Research Branch, J-3, The Joint Staff, Pentagon (2)
Transportation Division, Operations Branch, J-4, The Joint Staff, Pentagon (1)
Director, Weapons System Evaluation Group Rm 1E880, Pentagon (1)
Security Control Officer, Federal Aviation Agency, Bureau of Research & Development, Washington 25, D. C. (1)
U. S. Naval Aviation Engineering Service Unit, Attn: Code 135, Washington 25, D. C. (1)
Classified Material Office, Marine Barracks, Attn: Aviation Unit, Washington 3, D. C. (1)
Bureau of Budget, Military Division, Executive Office, 17th and Pennsylvania, Washington, D.C. (1)
General Accounting Office, Defense Accounting and Audit Division, Navy Audit Group, Munitions Building, Washington 25, D. C. (1)
Naval Aide to the President, The White House, Washington, D. C. (1)
Office of the Executive Director, Johns Hopkins University, Operations Research Office, Washington 14, D. C. (1)
U. S. Army War College Library, Carlisle Barracks, Pennsylvania (1)
Superintendent, U. S. Naval Postgraduate School, Monterey, California (1)
Program Director, Courtney and Company, 1711 Walnut Street, Philadelphia 3, Pennsylvania (1)
Commandant, Armed Forces Staff College, Norfolk 11, Virginia (1)
Naval Air Material Center, Aeronautical Structures Laboratory, Philadelphia 12, Pennsylvania (2)
Commandant, Air Ground Operations School, Keesler Air Force Base, Mississippi (1)

Op-001	(1)	Op-05A5	(1)	Op-50	(1)	Op-53	(3)
Op-008	(1)	Op-05F	(1)	Op-50C	(2)	Op-561C	(3)
Op-09	(1)	Op-33	(5)	Op-501	(25)	Op-07T	(1)
Op-09D	(1)	Op-34	(2)	Op-502D	(25)	Op-74	(3)
Op-92	(6)	Op-345	(1)	Op-503	(2)	Op-711	(1)
Op-941Z	(1)	Op-346	(1)	Op-505	(2)	Op-704	(1)
Op-100P2	(1)	Op-41	(1)	Op-506	(1)	Op-03	(1)
Op-05	(3)	Op-52	(4)	Op-507	(3)	Op-03EG	(2)
						CNO FLAGPLOT	(1)

[redacted]

DECLASSIFIED

CONFIDENTIAL

TABLE OF CONTENTS

SECTION I

STATUS CODES 6

ABBREVIATIONS 7

TABLE I PROGRAM OPERATING ALLOWANCES 8

TABLE 2 LOCATION OF TOTAL PROGRAM AND NON-PROGRAM AIRCRAFT INVENTORY 17

TABLE 3 PROGRAM INVENTORY BY STATUS AND PLANNED OPERATING ASSIGNMENTS 43

TABLE 4 TOTAL PROGRAM AND NON-PROGRAM AIRCRAFT INVENTORY BY LOCATION AND ORGANIZATIONAL UNIT 62

GENERAL

The Navy Program aircraft inventory is presented herein in three arrangements:

TABLE 2 is by type of reporting custodian within each command showing, for each unit and model of aircraft, location, authorized operating allowance, and actual inventory.

TABLE 3 is a summary of the actual operating inventory by major commands for each class, configuration and model in the program.

TABLE 4 is in alphabetic order of geographic location except that carriers and other ships are listed first showing for each location the "reporting custodians" or "unit" based there, the total aircraft in custody of each, and a code designation of their respective "command". The column headed Command contains their code designations, which are translated as follows:

11.....LANT.....Atlantic Fleet (Navy)
19.....LANT.....Atlantic Fleet (Marine Corps)

21.....PAC.....Pacific Fleet (Navy)
29.....PAC.....Pacific Fleet (Marine Corps)

31.....NABS.....Naval Air Bases (Navy)
39.....NABS.....Naval Air Bases (Marine Corps)

41.....NABTC.....Naval Air Basic Training Command
43.....NAATC.....Naval Air Advanced Training Command
44.....NATTC.....Naval Air Technical Training Command

50.....NART.....Naval Air Reserve Training Command

70.....RDT&E.....Research, Development, Test & Evaluation

88.....BUWEPS.....Fleet Readiness, BUWEPS

The above classifications are for logistic purposes and statistical convenience and in no way alter any organizational structure or military command established elsewhere by the Navy.

SECTION II

STATUS OF NAVY AIRCRAFT INVENTORY 65

CONFIDENTIAL

DECLASSIFIED

CONFIDENTIAL

STATUS CODES

Table two of this report includes a column headed "STATUS" which refers to aircraft status code classifications as defined in OPNAV INSTRUCTION NO.P5442.2A. For full status code definitions, see reference.

The PROCESS Involved (PROCESS includes the following categories: Operating, Standard Rework, Special Rework, Storage, Retirement and Strike, and Miscellaneous, together with all associated subdivisions).	AIRCRAFT STATUS CODES: IN the Process	AWAITING the Process: In an Operating Command	AWAITING the Process: IN BUWEPS (NOTE 1)	ENROUTE TO the Process: By Flight	ENROUTE TO the Process: By Surface Transport
OPERATING					
Primary Use:					
Combat	A1	B	Use B if completely READY FOR ISSUE; if not, use B# to indicate material lacking: B1 - Airborne Equipment; B2 - Armament; B3 - Electronics; B4 - Photographic; B5 - Power Plant	C	C9
Combat Services	A2	B		C	C9
Student Pilot Training	A3	B		C	C9
Post-Student Training	A4	B		C	C9
Crew Training	A5	B		C	C9
Individual Proficiency	A6	B		C	C9
(Unassigned)	A7	B		C	C9
Utility (Including Administrative)	A8	B		C	C9
Research and Development	A9	B		C	C9

STANDARD REWORK	In a Rework Process	Rework Process Completed - Awaiting Flight Check	To be reworked where now located: Flyable	To be reworked where now located: Non-Flyable	To be transferred elsewhere for rework: Flyable	To be transferred elsewhere for rework: Non-Flyable	By Flight	By Surface Transport
Overhaul	D1	DA	E1	EA	EJ	ER	F1	FA
Progressive Maintenance-Conversion	D2	DB	E2	EB	EK	ES	F2	FB
Progressive Maintenance	D3	DC	E3	EC	EL	ET	F3	FC
Overhaul-Conversion	D4	DD	E4	ED	EM	EU	F4	FD
Progressive Aircraft Rework	D5	DE	E5	EE	EN	EV	F5	FE
Airline Maintenance	D6	DF	E6	EF	EO	EW	F6	FF
Progressive Aircraft Rework-Conversion	D7	DG	E7	EG	EP	EX	F7	FG

SPECIAL REWORK		Flyable	Non-Flyable		
Conversion	G4	H4	HD	I	I9
Modification	G5	H5	HE	I	I9
Repair	G6	H6	HF	I	I9
Modernization	G7	H7	HG	I	I9
Modernization-Conversion	G8	H8	HH	I	I9

STORAGE (NOTE 2)			
Standard Rework Required — In containers	MW	NX	OX
Standard Rework Required — Not in containers	MX	NX	OX
Standard Rework Not Required — Not in containers	MY	NY	OY
Standard Rework Not Required — In containers	MZ	NY	OY

RETIREMENT AND STRIKE	Awaiting Decision to Strike: Flyable	Awaiting Decision to Strike: Non-Flyable	Awaiting Strike: Fly-able	Awaiting Strike: Non-Fly-able	Awaiting Strike for MAP: Rework Not Involved	Awaiting Strike for MAP: Standard Rework Involved: In the Process	Awaiting Strike for MAP: Standard Rework Involved: Awaiting or Enroute	Awaiting Strike for MAP: Special Rework Involved: In the Process	Awaiting Strike for MAP: Special Rework Involved: Awaiting or Enroute	Stricken
Category 1 — Damage	Y	Y	Y	Y						1S
Category 2 — Depreciation	P2	PB	S2	SB	R	RD	RE	RG	RH	2S
Category 3 — Administrative	P3	PC	S3	SC	R	RD	RE	RG	RH	3S
Category 4 — Completed Service Life	P4	PD	S4	SD	R	RD	RE	RG	RH	4S

MISCELLANEOUS

Bailment (NOTE 3)	On Contract	T
	Contract Pending	TR
Loan (NOTE 3)	By the Navy	U
	By the Navy (For Navy RDT&E)	UR
	To the Navy	U5
Provisionally Accepted		V# (NOTE 4)
Grounded, Structural		X
Disposition Undetermined	Awaiting	Y
	Enroute	Z
Contingency Reserve: (NOTE 5)		
Stored	In containers	WA
	Not in containers	WB
Not Stored	Flyable	WD
	Non-Flyable	WE

NOTES:

1. A "B" status, when used by an Operating Command, means the aircraft could be changed to an operating status (A#) without undergoing Standard or Special Rework; when used by BUWEPS, it means an aircraft is completely RFI. A B# means that certain material is lacking to make the aircraft completely RFI.
2. Does not include stored aircraft which have completed Standard Service Life. See NOTE 5.
3. CNO approval is prerequisite before change to a Bailment or Loan status.
4. The "V" will be followed by a number when the aircraft lacks CFE. The appropriate number will be one of those used with a "B-number" status.
5. Aircraft which have completed Service Life.

See GLOSSARY (Part VI of this Instruction) for explanation of all terminology used above.

CONFIDENTIAL

DECLASSIFIED

CONFIDENTIAL

LOCATION OF NAVY AIRCRAFT
ABBREVIATIONS USED IN THIS REPORT
(Excluding "Status" Codes)

ABD - Aboard (name of ship follows)
ACFT - Aircraft
ADV - Advisory or Advance
AES - Aircraft Engineering Squadron
AEWBARRON - Airborne Early Warning Barrier Squadron
AEWTRAUNIT - Airborne Early Warning Training Unit
AFB - Air Forse Base
AFMF - Aircraft, Fleet Marine Force
AGRI - Agriculture, Department of
ASW - Anti-Submarine Warfare
ATT - Naval Attache
AV - Seaplane Tender

BARR - Barrier
BIS - Board of Inspection and Survey
BUWEPS - Bureau of Naval Weapons
BWFLTRREP - Bureau of Naval Weapons Fleet Readiness Representative
BWGR - Bureau of Naval Weapons General Representative
BWMR - Bureau of Naval Weapons Maintenance Representative
BWR - Bureau of Naval Weapons Representative
BWRR - Bureau of Naval Weapons Resident Representative

CEN - Central
CMEF - Commander of Middle East Forces
COM- Commander
COMNAVFOR - Commander Naval Force
COMUSTDC - Commander U. S. Taiwain Defense Command
CONAD - Continental Air Defense
CV - Carrier
CVA - Attack Carrier
CVG - Attack Carrier Air Group
CVS - Anti-Submarine Warfare Support Aircraft Carrier
CVSG - Anti-Submarine Warfare Carrier Air Group

DET - Detachment
DST - District

ECM - Electronic Counter Measure

FAA - Federal Aviation Agency
FAC - Facility
FAHS - Fleet Aircraft Headquarters Squadron
FAWPRA - Fleet Air West Pac Repair Activity
FLT - Fleet
FMF - Fleet Marine Force
FR - Fleet Readiness, BuWeps

HHS, H&HS - Headquarters and Headquarters Squadron
H&MS - Headquarters and Maintenance Squadron
HDQTRS, HQ - Headquarters
HMR - Marine Helicopter Transport Squadron
HMRL - Marine Helicopter Transport Squadron (Light)
HMRM - Marine Helicopter Transport Squadron (Medium)
HMX - Marine Helicopter Operational Development Squadron
HQ, HDQTRS - Headquarters
HS - Helicopter Anti-Submarine Squadron
HT - Helicopter Training Squadron
HU - Helicopter Utility Squadron

INSMAT, INM - Inspector of Naval Material
INT - Interior, Department of

JUSMAG - Joint U. S. Military Advisory Group

LANT - Naval Air Force, Atlantic Fleet
LPH - Assault Amphibious Ship

MAAG - Military Assistance Advisory Group
MARS - Marine Aircraft Repair Squadron
MC - Marine Corps
MCAAS - Marine Corps Auxiliary Air Station
MCAF - Marine Corps Air Facility
MCAS - Marine Corps Air Station
MINDEFDEVU - Mine Defense Development Unit
MWSG - Marine Wing Service Group

NAAS - Naval Auxiliary Air Station
NAATC - Naval Air Advanced Training Command
NABS - Naval Air Bases
NABTC - Naval Air Basic Training Command
NADC - Naval Air Development Center
NADU - Naval Air Development Unit
NAF - Naval Air Facility
NAMC - Naval Air Material Center
NAMD - Naval Air Maintenance Department
NART - Naval Air Reserve Training
NARTU - Naval Air Reserve Training Unit
NAS - Naval Air Station
NASA - National Aeronautics and Space Administration
NASWF - Naval Air Special Weapons Facility
NATECHTRAU - Naval Air Technical Training Unit
NATRA - Naval Air Training
NATSF - Naval Air Technical Services Facility
NATTC - Naval Air Technical Training Command
NATU - Naval Air Torpedo Unit
NAV - Naval
NAVCICOFFSCOL - Naval Combat Information Center Officers' School
NAVCRUIT - Navy Recruiting
NAVSECMAGG - Navy Section Military Assistance Advisory Group
NAVSTA - Naval Station
ND - Naval District
NMF - Naval Missile Facility
NPF - Naval Parachute Facility
NTDC - Naval Training Device Center
NWEF - Naval Weapons Evaluation Facility
NWL - Naval Weapons Laboratory

OH - Overhaul
ONR - Office of Naval Research
OPTEVFOR - Operational Test and Evaluation Force
OPTL - Operational
O & R - Overhaul and Repair, BUWEPS FR

PAC - Naval Air Force, Pacific Fleet
PMRFAC - Pacific Missile Range Facility
PRNC - Potomac River Naval Command

RCVG - Replacement Attack Carrier Air Group
RCVSG - Replacement Anti-Submarine Warfare Carrier Air Group
RDT&E - Research, Development, Test and Evaluation, BUWEPS
RFI - Ready For Issue
RNG - Range

SO&ES - Station Operations and Engineering Squadron
SQDN - Squadron
SRNC - Severn River Naval Command
SUPP - Support

TAC - Tactical
TRARON - Training Squadron

USMC - United States Marine Corps
USN - United States Navy
USNMC - United States Naval Missile Center
USNR - United States Naval Reserve

VA - Attack Squadron
VAH - Heavy Attack Squadron
VAP - Photographic Squadron
VAW - Carrier Special Squadron, Air Early Warning
VCP - Composite Photographic Squadron
VFAW - Interceptor Squadron
VMA - Marine Attack Squadron
VMCJ - Marine Composite Photographic Squadron
VMF - Marine Fighter Squadron
VMFAW - Marine All-Weather Fighter Squadron
VMGR - Marine In Flight Refueling Squadron
VMJ - Marine Photographic Squadron
VMO - Marine Observation Squadron
VMR - Marine Transport Squadron
VMT - Marine Corps Fleet Training Squadron
VP - Patrol Squadron
VQ - Electronic Counter Measure Squadron
VR - Transport Squadron - Fleet Tactical Support Squadron
VRC - Fleet Tactical Support Squadron, Carrier
VS - Anti-Submarine Squadron
VU - Utility Squadron
VW - Air Early Warning Squadron
VX - Air Operational Development Squadron

ZP - Airships Patrol Squadron
ZW - Barrier Squadron (Contiguous)

NOTE: For information as to abbreviations used to designate class, subclass and version of aircraft, see page 66

CONFIDENTIAL

[redacted]

DECLASSIFIED

TABLE 1

PROGRAM OPERATING ALLOWANCES

Table 2 reflects planned aircraft model assignments to meet the allowances shown in Table 1. In instances where the Naval Aircraft Inventory contains insufficient aircraft of the types shown in Table 1, Table 2 will indicate substituted models. The primary operating status code included in Table 1 reflects the primary reason or intent for the operating units having an authorized operating allowance therefore. Where inconsistencies appear between the status codes listed in Table 1 and Table 2, differences will be resolved in favor of those listed in Table 1. Revisions to the authorized allowances listed in Table 1 will be indicated by an appropriate symbol for subsequent periods; however, because of budgetary considerations such revision will normally not appear at intervals of less than four months.

UNIT	LOCATION	CLASS	PRIMARY OPTG. STATUS	OPERATING ALLOWANCES 30 JUN 1961	30 SEP 1961	31 DEC 1961	31 MAR 1962
FLEET COMBAT UNITS							
USN							
AIR FORCE ATLANTIC FLEET							
CARRIER AIR GROUPS							
CVG 1							
VF 14	ABD ROOSEVLT	VF AW JET	A1	14	14	14	14
VF 11	ROTA	VF AW JET	A1	14	14	14	14
VA 15	ABD ROOSEVLT	VA LL	A1	12	12	12	12
VA 46	ABD SHANGRLA	VA DAY JET	A1	12	12	12	12
VA 172	ABD ROOSEVLT	VA DAY JET	A1	12	12	12	12
VAH 11	ABD ROOSEVLT	VA H JET	A1	12	12	12	12
CVG 3							
VF 31	CECIL FIELD	VF AW JET	A1	14	14	14	14
VF 32	CECIL FIELD	VF AW JET	A1	14	14	14	14
VA 34	CECIL FIELD	VA DAY JET	A1	12	12	12	12
VA 35	JACKSONVILLE	VA LL	A1	12	12	12	12
VA 36	CECIL FIELD	VA DAY JET	A1	12	12	12	12
VAH 9	SANFORD	VA H JET	A1	12	12	12	12
RCVG 4							
RCVG 4		VT JET	A4	4	4	4	4
VA 43	OCEANA	VA DAY JET	A1	20	20	20	20
		VT JET	A4	17	17	17	17
VF 101	KEY WEST	VF AW JET	A1	42	42	36	36
		VT JET	A4	12	12	12	12
VF 174	CECIL FIELD	VF AW JET	A1	22	22	22	22
VA 42	OCEANA	VA LL	A1	11	11	8	8
		VT SE	A4	4	4	4	4
VA 44	JACKSONVILLE	VA DAY JET	A1	20	20	20	20
		VA LL	A1	12	12	12	12
		VT JET	A4	19	19	19	19
		VT SE	A4	4	4	4	4
VAH 3	SANFORD	VA HT JET	A4	4	4	4	4
		VA H JET	A1	23	14	10	10
		VR M	A4	1	1	1	1
		VT JET	A4	2	2	2	2
CVG 6							
VF 33	OCEANA	VF AW JET	A1	14	14	14	14
VF 74	OCEANA	VF AW JET	A1	14	14	14	14
VA 65	OCEANA	VA LL	A1	12	12	12	12
VA 66	OCEANA	VA DAY JET	A1	12	12	12	12
VA 76	OCEANA	VA DAY JET	A1	12	12	12	12
VAH 13	SANFORD	VA H JET	A1	12	12	12	12
CVG 7							
VF 41	OCEANA	VF AW JET	A1	14	14	14	14
VF 84	OCEANA	VF AW JET	A1	14	14	14	14
VA 75	OCEANA	VA LL	A1	12	12	12	12
VA 86	OCEANA	VA DAY JET	A1	12	12	12	12
VA 72	OCEANA	VA DAY JET	A1	12	12	12	12
VAH 1	SANFORD	VA H JET	A1	12	12	12	12
CVG 8							
VF 102	ABD FORRESTL	VF AW JET	A1	14	14	14	14
VA 81	ABD FORRESTL	VA DAY JET	A1	12	12	12	12
VF 103	ABD FORRESTL	VF AW JET	A1	14	14	14	14
VA 83	ABD FORRESTL	VA DAY JET	A1	12	12	12	12
VA 85	ABD FORRESTL	VA LL	A1	12	12	12	12
VAH 5	ABD FORRESTL	VA H JET	A1	12	12	12	12
CVG 10							
VA 12	ABD ROOSEVLT	VA DAY JET	A1	12	12	12	12
VF 13	ABD SHANGRLA	VF AW JET	A1	14	14	14	14
VF 62	ROTA	VF AW JET	A1	14	14	14	14
VA 106	ABD SHANGRLA	VA DAY JET	A1	12	12	12	12
VA 176	ABD SHANGRLA	VA LL	A1	12	12	12	12
VAH 7	SANFORD	VA H JET	A1	12	12	12	
CVG 16							
VA 163	CECIL FIELD	VA DAY JET	A1	12	12		
VA 164	CECIL FIELD	VA DAY JET	A1	12	12		
VA 165	JACKSONVILLE	VA LL	A1	12	12		
VF 161	CECIL FIELD	VF AW JET	A1	14	14		
VF 162	CECIL FIELD	VF AW JET	A1	14	14		
SPECIAL SQDNS							
PHOTOGRAPHIC SQDNS							
VFP 62	CECIL FIELD	VF P JET	A1	27	27	24	24
VAP 62	JACKSONVILLE	VA P JET	A1	12	12	12	12
AIR EARLY WARNING SQDNS							
VAW 12	QUONSET PNT	VA W	A1	29	29	29	29
VAW 33	QUONSET PNT	VA AW	A1	32	32	32	32
FLEET AIR RECONNAISSANCE SQDNS							
VQ 2	ROTA	VA Q JET	A1	9	9	9	9
		VW Q	A1	3	3	3	
CARRIER ANTI SUBMARINE GROUPS							
CVSG 60	QUONSET PNT						
VS 34	ABD ESSEX	VS	A1	10	10	10	10
VS 39	ABD ESSEX	VS	A1	10	10	10	10
HS 9	ABD ESSEX	HS	A1	16	16	16	16
CVSG 54	QUONSET PNT						
VS 22	ABD CHMPLAIN	VS	A1	10	10	10	10
VS 32	ABD CHMPLAIN	VS	A1	10	10	10	10
HS 5	ABD CHMPLAIN	HS	A1	16	16	16	16
CVSG 56	NORFOLK						
VS 24	NORFOLK	VS	A1	10	10	10	10
VS 27	NORFOLK	VS	A1	10	10	10	10
HS 3	NORFOLK	HS	A1	16	16	16	16
CVSG 52	QUONSET PNT						
VS 28	ABD WASP	VS	A1	10	10	10	10
VS 31	ABD WASP	VS	A1	10	10	10	10
HS 11	ABD WASP	HS	A1	16	16	16	16
CVSG 58	NORFOLK						
VS 26	NORFOLK	VS	A1	10	10	10	10
VS 36	NORFOLK	VS	A1	10	10	10	10
HS 7	NORFOLK	HS	A1	16	16	16	16
RCVSG 50	KEY WEST						
VS 30	KEY WEST	VS	A1	11	11	11	11
HS 1	KEY WEST	HS	A1	9	9	9	9
PATROL SQDNS LAND PLANE							
VP 5	JACKSONVILLE	VP L	A1	11	11	11	
VP 7	BRUNSWICK	VP L	A1	11	11	11	
VP 8	NORFOLK	VP L	A1	11	11	11	
VP 10	ROTA	VP L	A1	11	11	11	11
VP 11	BRUNSWICK	VP L	A1	11	11	11	11
VP 16	SIGONELLA	VP L	A1	11	11	11	11
VP 18	JACKSONVILLE	VP L	A1	11	11	11	11
VP 21	BRUNSWICK	VP L	A1	11	11	11	11
VP 23	ARGENTIA	VP L	A1	11	11	11	11
VP 24	NORFOLK	VP L	A1	11	11	11	11
VP 26	BRUNSWICK	VP L	A1	11	11	11	11
VP 44	NORFOLK	VP L	A1	11	11	11	11
VP 56	NORFOLK	VP L	A1	11	11	11	11
PATROL SQDNS SEA PLANE							
VP 45	BERMUDA	VP S	A1	11	11	11	11
VP 49	BERMUDA	VP S	A1	11	11	11	11
REPLACEMENT PATROL SQUADRON							
VP 30	JACKSONVILLE	VP L	A1	11	11	11	11
		VP S	A1		4	4	4
DET A	NORFOLK	VP S	A1	4			
LIGHTER THAN AIR SQUADRONS							
ZP 3	LAKEHURST	ZP	A1	4	4	4	4
ZP 1	LAKEHURST	ZW	A1	4	4	4	4
FLEET AIR EARLY WARNING SQDNS							
VW 2	PTXNT RIVER,	VW	A1	6			
VW 4	ROOSEVLT RDS	VW	A1	6	6	6	6
BARRIER SQDNS DISTANT WARNING							
VW 11	ARGENTIA	VW	A1	7	7	7	7
VW 13	ARGENTIA	VW	A1	7	7	7	7
BARR TRA UNIT	PTXNT RIVER	VR H	A5	3	3	3	3
HELICOPTER UTILITY SQDNS							
HU 2	LAKEHURST	HU	A1	33	33	33	33
HU 4	LAKEHURST	HU	A1	27	27	27	27
FLEET TACTICAL SUPPORT SQDNS							
VR 1	PTXNT RIVER	VR H	A2	7	7	7	7
		VR M	A2	9	9	9	9
VR 24	PORT LYAUTEY	VR H	A2	6	6	6	6
		VR M	A2	4	4	4	4
		~~VR C~~	~~A2~~	~~8~~	~~8~~	8	~~8~~
VRC 40	NORFOLK	VR C	A2	10	10	10	10
USMC							
MARINE HEADQUARTERS SQDNS							
MARS MWSG 27	CHERRY POINT	VA DAY	A2	2	2		
		VR H	A2	2	2	2	
		VR M	A2	3	3	3	
		VT JET	A6	4	4	4	

[redacted]

DECLASSIFIED

CONFIDENTIAL

TABLE 1

PROGRAM OPERATING ALLOWANCES

UNIT	LOCATION	CLASS	PRIMARY OPTG. STATUS	OPERATING ALLOWANCES 30 JUN 1961	30 SEP 1961	31 DEC 1961	31 MAR 1962
H&MS 14	CHERRY POINT	VR M	A2	1	1	1	1
		VT JET	A2	2	2	2	2
H&MS 24	CHERRY POINT	VR M	A2	1	1	1	1
		VT JET	A2	3	3	3	3
H&MS 26	NEW RIV JAX	VR M	A2	1	1	1	1
H&MS 32	CHERRY POINT	VR M	A2	1	1	1	1
		VT JET	A2	3	3	3	3
MARINE FIGHTER SQDNS							
VMF 122	BEAUFORT	VF DAY JET	A1	20	20	20	20
VMF 235	BEAUFORT	VF DAY JET	A1	20	20	20	20
VMF 251	BEAUFORT	VF DAY JET	A1	20	20	20	20
VMF 333	BEAUFORT	VF DAY JET	A1	20	20	20	20
MARINE FIGHTER ALL WEATHER SQDNS							
VMFAW 114	CHERRY POINT	VF AW JET	A1	20	20	20	20
VMFAW 531	CHERRY POINT	VF AW JET	A1	20			
VMFAW 115	CHERRY POINT	VF AW JET	A1		20	20	20
MARINE ATTACK SQDNS							
VMA 224	CHERRY POINT	VA DAY JET	A1	20	20	20	20
VMA 225	ABD SHANGRLA	VA DAY JET	A1	20	20	20	20
VMA 242	CHERRY POINT	VA DAY JET	A1	20	20		
VMA 324	CHERRY POINT	VA DAY JET	A1			20	20
VMA 331	ROOSEVLT RDS	VA DAY JET	A1	20	20	20	20
VMA 332	CHERRY POINT	VA DAY JET	A1	20	20		
VMA 533	CHERRY POINT	VA DAY JET	A1	20	20	20	20
MARINE COMPOSITE PHOTOGRAPHIC SQDNS							
VMCJ 2	CHERRY POINT	VF P JET	A1	9	9	9	9
		VF Q JET	A1	6	6	6	6
MARINE TRANSPORT SQDNS							
VMGR 252	CHERRY POINT	VR M	A2	20	20	14	
		VG	A2			3	8
VMR 353	CHERRY POINT	VR M	A2	9	9	12	12
MARINE HELICOPTER TRANSPORT SQDNS							
HMRL 162	NEW RIV JAX	HR L	A1		24	24	24
HMRL 264	NEW RIV JAX	HR L	A1	20	20	20	20
HMRL 261	NEW RIV JAX	HR L	A1	24			
HMRL 262	NEW RIV JAX	HR L	A1	20	20	20	20
HMRL 263	NEW RIV JAX	HR L	A1	20	20	24	24
HMRM 461	ABD CHMPLAIN	HR M	A1	14	14	14	14
MARINE OBSERVATION SQDNS							
VMO 1	NEW RIV JAX	VO	A1	9	9	8	8
		HO	A1	9	9	9	9
DIRECT FLEET SUPPORT UNITS							
OPERATIONAL DEVELOPMENT SQDNS							
VX 1	KEY WEST	VS	A9	4	4	4	4
		VP L	A9	3	3	3	3
		VP S	A9	1	1	1	1
		VT ME	A6	1	1	1	1
		HS	A9	3	3	3	3
VX 6	QUONSET PNT	VR H	A8	5	5	5	5
		VR M	A8	3	3	3	3
		VU L	A8	5	5	5	5
		HU	A8	4	4	4	4
FLEET UTILITY AND DRONE CONTROL SQDNS							
VU 2	OCEANA	VF DAY JET	A8	10	10	10	10
		VU TOW	A8	3	3	3	3
VU 4	OCEANA	VF DAY JET	A8	10	10	10	10
		VU TOW	A8	3	3	3	3
VU 8	ROOSEVLT RDS	VF D JET	A1	6	6	6	6
		VP LD	A2	2	2	2	2
		VT D	A2	2	2	2	2
		HU	A2	2	2	2	2
VU 10	GTMO BAY	VF DAY JET	A8	7	7	7	7
		VU TOW	A8	5	5	5	5
FLEET BASES OVERSEAS							
NAVSTA	ARGENTIA	VR H	A2	1	1	1	1
		VU SAR	A2	1	1	1	1
		VT ME	A6	1	1	1	1
		HU	A2	2	2	2	2
NAVSTA	BERMUDA	VU SAR	A2	1	1	1	1
NAF W MALLING	KENT	VR M	A2	4	4	4	4
		VT ME	A6	3	3	3	3
NAF	NAPLES	VA DAY	A2	4	4	4	4
		VR H	A2	1	1	1	1
		VR M	A2	3	3	3	3
		VT ME	A6	7	5	5	5
		HU	A2	1	1	1	1
	SIGONELLA	VR M	A2	1	1	1	1
		VU SAR	A2	1	1	1	1
		VT ME	A6	1	1	1	1
NAF	LAJES	VU SAR	A2	1	1	1	1
NAVSTA	KEFLAVIK	VR H	A2	2	2	2	2
		VR M	A2	4	4	4	4
		VU L	A2	2	2	2	2
		HU	A2	2	2	2	2
HDQTRS CMEF	DHAHRAN AFB	VR H	A2	1	1	1	1
NAS	PORT LYAUTEY	VR M	A2	1	1	1	1
		VU SAR	A2	1	1	1	1
		VT ME	A6	2	2	2	2
		HU	A2	1	1	1	1
NAVSTA	ROTA	VR M	A2	2	2	2	2
		VT ME	A6	3	3	3	3
		HU	A2	1	1	1	1
TENTH NAVAL DISTRICT							
NAVSTA	TRINIDAD	VU SAR	A2	1	1	1	1
~~NAS~~ GTMO BAY	GTMO BAY	VR M	A8	1	1	1	1
		VU SAR	A2	2	2	2	2
		VT ME	A6	1	1	1	1
		VT SE	A8	1	1	1	1
		HU	A2	2	2	2	2
NAVSTA	ROOSEVLT RDS	VR M	A2	2	2	2	2
		VU SAR	A2	2	2	2	2
		VT ME	A6	1	1	1	1
		HU	A2	1	1	1	1
FIFTEENTH NAVAL DISTRICT							
COM FIFTEEN	PANAMA	VR M	A8	1	1	1	1
CV AND AV UTILITY AIRCRAFT							
CVS 9 ESSEX	QUONSET PNT	VR C	A2	1	1	1	1
CVA 11 INTREPD	NORFOLK	VR C	A2	1	1	1	1
CVS15 RANDOLPH	NORFOLK	VR C	A2	1	1	1	1
CVS 36 ANTETAM	PENSACOLA	VR C	A2	1	1	1	1
CVS 39 CHMPLAN	QUONSET PNT	VR C	A2	1	1	1	1
CVA 38 SHANGRL	MAYPORT	VR C	A2	1	1	1	1
CVA 42 FDR	MAYPORT	VR C	A2	1	1	1	1
CVA 59 FORSTAL	NORFOLK	VR C	A2	1	1	1	1
CVA 60 SARATOG	MAYPORT	VR C	A2	1	1	1	1
CVS 45 VALYFRG	NORFOLK	VR C	A2	1			
CVA 16LEXINGTN	MAYPORT	VR C	A2			1	1
CVS 18 WASP	BOSTON	VR C	A2	1	1	1	1
CVA 19 HANCOCK	NORFOLK	VR C	A2			1	1
CVA 62 INDPEND	NORFOLK	VR C	A2	1	1	1	1
CVA 63 KITTYHW	CAMDEN	VR C	A2	1	1		
CVA 64 CONSTEL	NEW YORK	VR C	A2	1	1		
CVA 65 ENTERPR	NORFOLK	VR C	A2	1	1	1	1
MARINE AIR FMF & FORCE AVIATION HDQTR SQDNS							
HS FMFLNT	NORFOLK	VR H	A2	1	1	1	1
		VR M	A2	1	1	1	1
		VT JET	A6	2	2	2	2
		VT ME	A6	2	2	2	2
MARINE FLEET TRAINING SQDNS							
VMT 1	CHERRY POINT	VT JET	A4	20	20	20	20
INDIRECT FLEET SUPPORT UNITS							
NAVAL ATTACHES AND MISSIONS LANT							
ATT ATHENS	GREECE	VU SAR	A8	1	1	1	1
ATT CAIRO	EGYPT	VR M	A8	1	1	1	1
ATT DAKAR	SENEGAL	VU M	A8		1	1	1
ATT MEXICO CTY	MEXICO	VR M	A8	1	1	1	1
ATT MONROVIA	LIBERIA	VU M	A8		1	1	1
ATT NEW DELHI	INDIA	VR M	A8	1	1	1	1
ATT OSLO	NORWAY	VU SAR	A8	1	1	1	1
ATT PRETORIA	SO AFRICA	VR M	A8	1	1	1	1
ATT TEHRAN	IRAN	VR M	A8	1	1	1	1
MISSION ANKARA	TURKEY	VR M	A8	1	1	1	1
MISSION BOGOTA	COLOMBIA	VR M	A8	1	1	1	1
MISSION PTAUPR	HAITI	HU	A8	1	1	1	1
MISSION LIMA	PERU	VR M	A8	1	1	1	1
MISSION QUITO	ECUADOR	VR M	A8	1	1	1	1
MISSION RIO DJ	BRAZIL	VR M	A8	1	1	1	1
MISSION VLPRSO	CHILE	VR M	A8	1	1	1	1
MISSION CARACA	VENZUELA	VT ME	A8	1	1	1	1
NAV ADV GROUP	BUENOS AIRES	VR M	A8	1	1	1	1
FLEET COMBAT UNITS							
USN							
AIR FORCE PACIFIC FLEET							
CARRIER AIR GROUPS							
CVG 2							
VA 23	ABD MIDWAY	VA DAY JET	A1	12	12	12	12
VF 24	ABD MIDWAY	VF AW JET	A1	14	14	14	14
VA 22	ABD MIDWAY	VA DAY JET	A1	12	12	12	12
VF 21	ABD MIDWAY	VF AW JET	A1	14	14	14	14
VA 25	ABD MIDWAY	VA LL	A1	12	12	12	12
VAH 8	ABD MIDWAY	VA H JET	A1	12	12	12	12

[redacted]

[redacted]

DECLASSIFIED

TABLE 1

PROGRAM OPERATING ALLOWANCES

UNIT	LOCATION	CLASS	PRIMARY OPTG. STATUS	OPERATING ALLOWANCES 30 JUN 1961	30 SEP 1961	31 DEC 1961	31 MAR 1962
CVG 5							
VF 51	MIRAMAR	VF AW JET	A1	14	14	14	14
VA 52	MIRAMAR	VA LL	A1	12	12	12	12
VF 53	MIRAMAR	VF AW JET	A1	14	14	14	14
VA 55	MIRAMAR	VA DAY JET	A1	12	12	12	12
VA 56	MIRAMAR	VA DAY JET	A1	12	12	12	12
VAH 4 N	WHDBY ISLAND	VA H JET	A1	3	3	3	3
CVG 9							
VF 91	ALAMEDA	VF AW JET	A1	14	14	14	14
VF 92	ALAMEDA	VF AW JET	A1	14	14	14	14
VA 93	ALAMEDA	VA DAY JET	A1	12	12	12	12
VA 94	ALAMEDA	VA DAY JET	A1	12	12	12	12
VA 95	ALAMEDA	VA LL	A1	12	12	12	12
VAH 6	WHDBY ISLAND	VA H JET	A1	12	12	12	12
CVG 11							
VF 111	MIRAMAR	VF AW JET	A1	14	14	14	14
VA 112	MIRAMAR	VA DAY JET	A1	12	12	12	12
VA 113	MIRAMAR	VA DAY JET	A1	12	12	12	12
VF 114	MIRAMAR	VF AW JET	A1	14	14	14	14
VA 115	MIRAMAR	VA LL	A1	12	12	12	12
VAH 4 C	WHDBY ISLAND	VA H JET	A1	6	6	6	6
RCVG 12							
RCVG 12		VT JET	A4	4	4	4	4
VF 121	MIRAMAR	VF AW JET	A1	44	37	36	36
		VT JET	A4	12	12	12	12
VA 122	SAN DIEGO	VA LL	A1	22	22	22	22
		VT SE	A4	8	8	8	8
VF 124	MOFFETT FLD	VF AW JET	A1	39	38	39	39
		VT JET	A4	22	22	22	22
VA 125	MOFFETT FLD	VA DAY JET	A1	32	32	32	32
		VA LL	A1	4	4	4	4
VA 126	MIRAMAR	VA DAY JET	A1	34	28	28	28
		VT JET	A4	19	19	19	19
VAH 123	WHDBY ISLAND	VA HT JET	A4	4	3	3	3
		VA H JET	A1	10	14	12	12
		VR M	A4	1	1	1	1
		VT JET	A4	5	5	5	5
CVG 14							
VF 141	MIRAMAR	VF AW JET	A1	14	14	14	14
VF 142	MIRAMAR	VF AW JET	A1	14	14	14	14
VA 144	MIRAMAR	VA DAY JET	A1	12	12	12	12
VA 145	MIRAMAR	VA LL	A1	12	12	12	12
VA 146	MIRAMAR	VA DAY JET	A1	12	12	12	12
VAH 4 F	WHDBY ISLAND	VA H JET	A1	6	6	6	6
CVG 15							
VF 151	ABD CORALSEA	VF AW JET	A1	14	14	14	14
VA 152	ABD CORALSEA	VA LL	A1	12	12	12	12
VA 153	ABD CORALSEA	VA DAY JET	A1	12	12	12	12
VF 154	ABD CORALSEA	VF AW JET	A1	14	14	14	14
VA 155	ABD CORALSEA	VA DAY JET	A1	12	12	12	12
VAH 2	ABD CORALSEA	VA H JET	A1	9	9	9	
VAH 10	WHDBY ISLAND	VA H JET	A1	9	9	9	9
CVG 19							
VF 191	ABD RICHARD	VF AW JET	A1	14	14	14	14
VA 192	ABD RICHARD	VA DAY JET	A1	12	12	12	12
VF 193	ABD RICHARD	VF AW JET	A1	14	14	14	14
VA 195	ABD RICHARD	VA DAY JET	A1	12	12	12	12
VA 196	ABD RICHARD	VA LL	A1	12	12	12	12
CVG 21							
VF 211	ABD LEXINGTN	VF AW JET	A1	14	14	14	14
VA 212	ABD LEXINGTN	VA DAY JET	A1	12	12	12	12
VF 213	ABD LEXINGTN	VF AW JET	A1	14	14	14	14
VA 215	ABD LEXINGTN	VA LL	A1	12	12	12	12
VA 216	ABD LEXINGTN	VA DAY JET	A1	12	12	12	12
VAH 4 L	CUBI PNT	VA H JET	A1	3	3	3	3
SPECIAL SQDNS							
PHOTOGRAPHIC SQDNS							
COMPOSITE PHOTOGRAPHIC SQDNS							
VCP 61	AGANA	VF P JET	A1	12	12	12	12
		VA P JET	A1	6	6	6	6
		VT JET	A4	1	1	1	1
VCP 63	MIRAMAR	VF P JET	A1	20	20	20	20
		VA P JET	A1	6	6	6	6
		VT JET	A4	1	1	1	1
AIR EARLY WARNING SQDNS							
VAW 11	SAN DIEGO	VA AW	A1	10	10	10	10
		VA W	A1	32	32	32	32
VAW 13	AGANA	VA AW	A1	8	8	8	8
		VA W	A1	16	16	16	16
INTERCEPTOR SQDN							
VFAW 3	SAN DIEGO	VF AW JET	A1	25	25	25	25

UNIT	LOCATION	CLASS	PRIMARY OPTG. STATUS	OPERATING ALLOWANCES 30 JUN 1961	30 SEP 1961	31 DEC 1961	31 MAR 1962
FLEET AIR RECONNAISSANCE SQDNS							
VQ 1	ATSUGI	VA Q JET	A1	9	9	9	9
		VW Q	A1	3	3	3	3
		VT JET	A4	1	1	1	1
CARRIER ANTI SUBMARINE GROUPS							
CVSG 53	NORTH ISLAND						
VS 21	ABD KEARSGE	VS	A1	10	10	10	10
VS 29	ABD KEARSGE	VS	A1	10	10	10	10
HS 6	ABD KEARSGE	HS	A1	16	16	16	16
CVSG 59	NORTH ISLAND						
VS 33	ABD BENINGTN	VS	A1	10	10	10	10
VS 38	ABD BENINGTN	VS	A1	10	10	10	10
HS 8	ABD BENINGTN	HS	A1	16	16	16	16
CVSG 55	LOS ALAMITOS						
VS 23	LOS ALAMITOS	VS	A1	10	10	10	10
VS 25	LOS ALAMITOS	VS	A1	10	10	10	10
HS 4	REAM FIELD	HS	A1	16	16	16	16
CVSG 57	LOS ALAMITOS						
VS 35	LOS ALAMITOS	VS	A1	10	10	10	10
VS 37	LOS ALAMITOS	VS	A1	10	10	10	10
HS 2	REAM FIELD	HS	A1	16	16	16	16
RCVSG 51	NORTH ISLAND						
VS 41	SAN DIEGO	VS	A1	9	9	9	9
HS 10	REAM FIELD	HS	A1	7	7	7	7
PATROL SQDNS LAND PLANF							
VP 1	KODIAK	VP L	A1	11	11	11	
VP 2	WHDBY ISLAND	VP L	A1	11	11	11	
VP 4	NAHA	VP L	A1	11	11	11	11
VP 6	BARBERS PNT	VP L	A1	11	11	11	11
VP 9	ALAMEDA	VP L	A1	11	11	11	11
VP 17	WHDBY ISLAND	VP L	A1	11	11	11	11
VP 19	ALAMEDA	VP L	A1	11	11	11	11
VP 22	IWAKUNI	VP L	A1	11	11	11	11
VP 28	BARBERS PNT	VP L	A1	11	11	11	11
VP 46	SAN DIEGO	VP L	A1	11	11	11	11
PATROL SQDNS SEA PLANE							
VP 40	SANGLEY PNT	VP S	A1	11	11	11	11
VP 42	SAN DIEGO	VP S	A1	11	11	11	11
VP 47	WHDBY ISLAND	VP S	A1	11	11	11	11
VP 48	SAN DIEGO	VP S	A1	11	11	11	11
VP 50	IWAKUNI	VP S	A1	11	11	11	11
REPLACEMENT PATROL SQUADRON							
VP 31	SAN DIEGO	VP L	A1	9	9	9	9
		VP S	A1	6	6	6	6
FLEET AIR EARLY WARNING SQDNS							
VW 1	AGANA	VW	A1	9	6	6	6
BARRIER SQUADRONS DISTANT WARNING							
AEWBARRONPAC	BARBERS PNT	VW	A1	25	25	25	25
		VR H	A5	5	5	5	5
HELICOPTER UTILITY SQDNS							
HU 1	REAM FIELD	HU	A2	49	49	49	49
FLEET TACTICAL SUPPORT SQDNS							
VR 21	BARBERS PNT	VR H	A2	17	17	17	17
		VR M	A2	4	4	4	4
		VR C	A2	10	10	10	10
USMC							
MARINE HEADQUARTERS SQDNS							
MARS 17	IWAKUNI	VR H	A2	2	2	2	2
		VR M	A2	4	4	4	4
		VT JET	A4	4	4	4	4
		VT ME	A6	2	2	2	2
		HU	A2	2	2	2	2
H&MS 11	ATSUGI	VR M	A2	1	1	1	1
		VT JET	A4	2	2	2	2
H&MS 12	CUBI PNT	VR M	A2	1	1	1	1
		VT JET	A4	2	2	2	2
H&MS 13	KANEOHE	VR H	A2	1	1	1	1
		VT JET	A4	3	3	3	3
H&MS 15	EL TORO	VR M	A2	1	1	1	1
		VT JET	A4	3	3	3	
H&MS 16	FUTEMA	VR M	A2	1	1	1	
MARS 37	EL TORO	VR H	A2	1	1	1	
		VR M	A2	3	3	3	
		VT JET	A4	4	4	4	4
H&MS 33	EL TORO	VR M	A2	1	1	1	1
		VT JET	A4	3	3	3	3

[redacted]

DECLASSIFIED

TABLE 1

PROGRAM OPERATING ALLOWANCES

UNIT	LOCATION	CLASS	PRIMARY OPTG. STATUS	OPERATING ALLOWANCES 30 JUN 1961	30 SEP 1961	31 DEC 1961	31 MAR 1962
MARINE FIGHTER SQDNS							
VMF 232	KANEOHE	VF DAY JET	A1	20	20	20	20
VMF 312	ATSUGI	VF DAY JET	A1	20	20	20	20
VMF 323	EL TORO	VF DAY JET	A1	20	20	20	20
VMF 451	EL TORO	VF DAY JET	A1	20	20	20	20
MARINE ALL WEATHER FIGHTER SQDNS							
VMFAW 115	ATSUGI	VF AW JET	A1	20			
VMFAW 314	ATSUGI	VF AW JET	A1	20	20	20	20
VMFAW 334	EL TORO	VF AW JET	A1	20	20	20	20
VMFAW 513	EL TORO	VF AW JET	A1	20	20	20	20
VMFAW 531	ATSUGI	VF AW JET	A1		20	20	20
VMFAW 542	EL TORO	VF AW JET	A1	20	20	20	20
MARINE ATTACK SQDNS							
VMA 121	EL TORO	VA DAY JET	A1	20	20	20	20
VMA 211	EL TORO	VA DAY JET	A1	20	20	20	20
VMA 212	CUBI PNT	VA DAY JET	A1	20	20	20	20
VMA 214	KANEOHE	VA DAY JET	A1	20	20	20	20
VMA 223	EL TORO	VA DAY JET	A1	20	20	20	20
VMA 311	IWAKUNI	VA DAY JET	A1	20	20	20	20
VMA 324	ABD CORALSEA	VA DAY JET	A1	20	20		
VMA 322	IWAKUNI	VA DAY JET	A1			20	20
VMA 343	EL TORO	VA DAY JET	A1	20	20		
MARINE COMPOSITE PHOTOGRAPHIC SQDNS							
VMCJ 1	CUBI PNT	VF P JET	A1	6	6	6	6
		VF Q JET	A1	6	6	6	6
VMCJ 3	EL TORO	VF P JET	A1	12	12	12	12
		VF Q JET	A1	12	12	12	12
MARINE TRANSPORT SQDNS							
VR 253	IWAKUNI	VR H	A2	8	8	8	8
		VR M	A2	8	8	8	8
		VG	A2			2	2
VMGR 352	EL TORO	VR H	A2	7	7	5	5
		VG	A2	8	8	10	10
MARINE HELICOPTER TRANSPORT SQDNS							
HMRL 161	ABD KEARSGE	HR L	A1	12	12	14	14
HMRL 364	SANTA ANA	HR L	A1	20	20	24	24
HMRL 162	ABD THETS BY	HR L	A1	24			
HMRL 163	ABD BENINGTN	HR L	A1	24	24	24	24
HMRL 261	FUTEMA	HR L	A1		24	24	24
HMRL 361	SANTA ANA	HR L	A1	24	24	24	24
HMRL 362	FUTEMA	HR L	A1	24	24	24	24
HMRL 363	EL TORO	HR L	A1	20	20	24	24
HMRM 462	SANTA ANA	HR M	A1	13	13	13	13
MARINE OBSERVATION SQDNS							
VMO 2	SUKIRON	VO	A1	9	9	8	8
		HO	A1	12	12	12	12
VMO 6	CAMP PENDLET	VO	A1	12	12	11	11
		HO	A1	15	15	15	15
DIRECT FLEET SUPPORT UNITS							
OPERATIONAL DEVELOPMENT SQDNS							
VX 4	POINT MUGU	VF AW JET	A9	8	6	6	6
		VA DAY JET	A9	2	2	2	2
		VT JET	A6	1	1	1	1
		VT ME	A6	1	1	1	1
VX 5	CHINA LAKE	VA DAY JET	A9	7	7	7	7
		VA H JET	A9	1	1	1	1
		VT JET	A6	1	1	1	1
		VT ME	A6	1	1	1	1
FLEET UTILITY AND DRONE CONTROL SQDNS							
VU 1	BARBERS PNT	VF DAY JET	A8	4	4	4	4
		VF D JET	A8	10	10	10	10
		VF KD JET	A8	3	3	3	3
		VA DAY	A8	4	4	4	4
		VU TOW	A8	2	2	2	2
		VT D JET	A8	3	3	3	3
		VT ME P	A8	1	1	1	1
		HU	A8	2	2	2	2
VU 3	BROWN FIELD	VF D JET	A8	4	4	4	4
		VP LD	A8	1	1	1	1
		VU TOW D	A8	3	3	3	3
VU 5	ATSUGI	VF DAY JET	A8	5	5	5	5
		VF D JET	A8	4	4	4	4
		VF KD JET	A8	2	2	2	2
		VA DAY	A8	4	4	4	4
		VP LD	A8	1	1	1	1
		VU TOW	A8	3	3	3	3
		VU TOW D	A8	1	1	1	1
		VT ME P	A8	2	2	2	2
		HU	A8	2	2	2	2
VU 7	BROWN FIELD	VF DAY JET	A8	18	18	18	18
		VR M	A8	1	1	1	1
		VU TOW	A8	10	10	10	10
		VT ME P	A8	2	2	2	2

UNIT	LOCATION	CLASS	PRIMARY OPTG. STATUS	OPERATING ALLOWANCES 30 JUN 1961	30 SEP 1961	31 DEC 1961	31 MAR 1962
FLEET BASES OVERSEAS							
NAS	AGANA	VR H	A2	1	1	1	1
		VU SAR	A2	3	3	3	3
		VT ME	A6	1	1	1	1
		HU	A2	2	2	2	2
NAS	ATSUGI	VR H	A2	1	1	1	1
		VU SAR	A2	2	2	2	2
		VT JET	A2	7	7	7	7
		VT ME	A6	6	6	6	6
		HU	A2	2	2	2	2
NAS CUBI PNT	CUBI PNT	VU SAR	A2	1	1	1	1
		VT JET	A2	2	2	2	2
		VT ME	A6	3	3	3	3
		HU	A2	2	2	2	2
NAF	NAHA	VU SAR	A2	2	2	2	2
		VT ME	A6	3	3	3	3
NAVSTA	SANGLEY PNT	VR H	A2	1	1	1	1
		VR M	A2	2	2	2	2
		VT ME	A6	1	1	1	1
		HU	A2	1	1	1	1
COMUSTDC	TAIWAN	VR M	A2	1	1	1	1
DET A 7TH FLT	TAIWAN	VR C	A2	1	1	1	1
COMNAVFORJAPAN	YOKOSUKA	VR M	A2	1	1	1	1
COMNAVFORKOREA	SEOUL	VT ME	A6	2	2	2	2
FOURTEENTH NAVAL DISTRICT							
PMRFAC	KWAJALEIN	VU SAR	A2	5	5	5	5
NAS 14 NAVDST	BARBERS PNT	VR H	A2	1	1	1	1
		VR M	A2	1	1	1	1
		VT JET	A6	3	3	3	3
		VT ME	A6	8	8	8	8
		HU	A2	2	2	2	2
NAVSTA 14 ND	MIDWAY	VU SAR	A2	3	3	3	3
		HU	A2	1	1	1	1
SEVENTEENTH NAVAL DISTRICT							
NAVSTA 17 ND	ADAK	VU SAR	A2	2	2	2	2
NAVSTA 17 ND	KODIAK	VR H	A2	2	2	2	2
		VU SAR	A2	1	1	1	1
CV AND AV UTILITY AIRCRAFT							
CVA 61 RANGER	ALAMEDA	VR C	A2	1	1	1	1
CVA 31 RICHARD	ALAMEDA	VR C	A2	1	1	1	1
CVS 33 KERSRGE	LONG BEACH	VR C	A2	1	1	1	1
CVS 12 HORNET	BREMERTON	VR C	A2	1	1	1	1
CVS 20 BENNING	SAN DIEGO	VR C	A2	1	1	1	1
CVS 10 YORKTWN	BREMERTON	VR C	A2	1	1	1	1
CVA 14 TCNDRGA	ALAMEDA	VR C	A2	1	1	1	1
CVA 16 LEXIGTN	LOS ANGELES	VR C	A2	1	1		
CVA 19 HANCOCK	SAN DIEGO	VR C	A2	1	1		
CVA 34 ORISKNY	ALAMEDA	VR C	A2	1	1	1	1
CVA 41 MIDWAY	ALAMEDA	VR C	A2	1	1	1	1
CVA 43 CRL SEA	ALAMEDA	VR C	A2	1	1	1	1
CVA 63 KITTYHW	ALAMEDA	VR C	A2			1	1
CVA 64 CONSTEL		VR C	A2			1	1
MARINE AIR FMF & FORCE AVIATION HQTRS SQDN							
HHS AFMFPAC	EL TORO	VR H	A2	1	1	1	1
		VR M	A2	2	2	2	2
		VT JET	A6	2	2	2	2
		VT ME	A6	1	1	1	1
MARINE FLEET TRAINING SQDNS							
VMT 2	EL TORO	VT JET	A4	20	20	20	20
FLT BASES OVERSEAS USMC							
MCAS 14 ND	KANEOHE	VR M	A2	1	1	1	1
		VT JET	A6	2	2	2	2
		VT ME	A6	2	2	2	2
		HU	A2	2	2	2	2
MCAF FUTEMA	OKINAWA	VT ME	A6	2	2	2	2
NAMD IWAKUNI	IWAKUNI	VU SAR	A2	1	1	1	1
		VT ME	A6	2	2	2	2
INDIRECT FLEET SUPPORT UNITS							
NAVAL ATTACHES AND MISSIONS PAC							
ATT DJAKARTA	INDONESIA	VR M	A8	1	1	1	1
ATT CANBERRA	AUSTRALIA	VR M	A8	1	1	1	1
NAVSEC JUSMAG	THAILAND	VT ME	A8	1	1	1	1
MAAG SAIGON	VIETNAM	VR M	A8	1	1	1	1
MAAG REP CHINA	TAIWAN	VR M	A8	1	1	1	1

[redacted]

DECLASSIFIED

TABLE I

PROGRAM OPERATING ALLOWANCES

UNIT	LOCATION	CLASS	PRIMARY OPTG. STATUS	OPERATING ALLOWANCES 30 JUN 1961	30 SEP 1961	31 DEC 1961	31 MAR 1962
NAVAL AIR BASES							
PAC MISSLE RNG	POINT MUGU	VF P JET	A9	1	1	1	1
		VF D JET	A9	10	10	10	10
		VA Q	A9	2	2	2	2
		VS	A9	4	4	4	4
		VP LD	A9	1	1	1	1
		VW	A9	4	4	4	4
		VR H	A9	4	4	4	4
		VR M	A9	1	1	1	1
		VT D JET	A9	2	2	2	2
		VT KD JET	A9	1	1	1	1
		VT ME P	A8	1	1	1	1
		VT D	A9	3	3	2	2
		HU	A8	7	7	7	7
FIRST NAVAL DISTRICT							
NAS 1 NAV DST	QUONSET PNT	VR M	A8	2	2	2	2
		VU SAR	A8	1	1	1	1
		VT JET	A6	8	11	11	11
		VT ME	A6	14	14	14	14
		VT ME P	A8	1	1	1	1
		HU	A8	3	3	3	3
NAS 1 NAV DST	BRUNSWICK	VP L	A9	1	1	1	1
		VR M	A8	1	1	1	1
		VU SAR	A8	1	1	1	1
		VT ME	A6	1	1	1	1
		HU	A8	1	1	1	1
NADU	SO WEYMOUTH	VR M	A8	1	1	1	1
		VT ME	A6	1	1	1	1
THIRD NAVAL DISTRICT							
NTDC	PORT WASHNGT	VT ME	A6	1	1	1	1
FOURTH NAVAL DISTRICT							
NAS 4 NAV DST	JOHNSVILLE	VR M	A8	1	1	1	1
		VU L	A8	1	1	1	1
		VT ME	A6	5	5	5	5
NAS 4 NAV DST	LAKEHURST	VR M	A8	1	1	1	1
		VT ME	A6	6	6	6	6
FIFTH NAVAL DISTRICT							
NAS 5 NAV DST	NORFOLK	VS	A8	2	2	2	2
		VR H	A8	1	1	1	1
		VR M	A8	7	7	7	7
		VR C	A2	1	1	1	1
		VU SAR	A8	2	2	2	2
		VU L	A8	2	2	2	2
		VT ME	A6	20	20	20	20
		VT ME P	A8	1	1	1	1
		VT SE	A6	7	7	7	7
NAS 5 NAV DST	OCEANA	VR M	A8	2	2	2	2
		VT JET	A6	7	5	5	5
		VT ME	A6	2	2	2	2
		HU	A8	2	2	2	2
SIXTH NAVAL DISTRICT							
NAS 6 NAV DST	JACKSONVILLE	VR M	A8	3	3	3	3
		VU SAR	A8	2	2	2	2
		VU L	A8	2	2	2	2
		VT JET	A6	5	5	5	5
		VT ME	A6	4	4	4	4
		HU	A8	2	2	2	2
NAS 6 NAV DST	KEY WEST	VR H	A8	1	1	1	1
		VU SAR	A8	1	1	1	1
		VT JET	A6	1	1	1	1
		VT ME	A6	1	1	1	1
		HU	A8	1	1	1	1
NAVSTA	MAYPORT	VT ME	A6	1	1	1	1
		HU	A8	1	1	1	1
NAS 6 NAV DST	SANFORD	VR M	A8	2	2	2	2
		VT JET	A6	1	1	1	1
		VT ME	A6	2	2	2	2
		VT SE	A6	1	1	1	1
		HU	A8	1	1	1	1
NAS 6 NAV DST	CECIL FIELD	VR M	A8	1	1	1	1
		VT JET	A6	3	3	3	3
		VT ME	A6	2	2	2	2
		VT SE	A6	2	2	2	2
		HU	A8	1	1	1	1
EIGHTH NAVAL DISTRICT							
NASWF	KIRTLAND AFB	VR M	A8	1	1	1	1
NINTH NAVAL DISTRICT							
COMNAVCONAD	COLORADO SPR	VR M	A8	1	1	1	1
		VT JET	A6	1	1	1	1
NAVCRUIT STA	DENVER	VT ME	A6	2	2	2	2
ELEVENTH NAVAL DISTRICT							
NAF 11 NAV DST	CHINA LAKE	VR M	A8	2	2	2	2
		HU	A8	1	1	1	1
NAS 11 NAV DST	SAN DIEGO	VR M	A8	4	4	4	4
		VU L	A8	2	2	2	2
		VT JET	A6	8	8	8	8
		VT ME	A6	10	10	10	10
		VT SE	A6	6	6	6	6
NAF 11 NAV DST	LITCHFLD PRK	VR M	A8	1	1	1	1
		VT ME	A6	1	1	1	1
NAS 11 NAV DST	MIRAMAR	VR M	A8	2	2	2	2
		VR C	A2	2	2	2	2
		VT JET	A6	6	5	3	3
		VT ME	A6	2	2	2	2
		HU	A8	1	1	1	1
NAS 11 NAV DST	POINT MUGU	VT JET	A6	3	3	3	3
		VT ME	A6	5	5	5	5
		HU	A8	2	2	2	2
NMF	PNT ARGUELLO	VT ME	A6	1	1	1	1
		VT JET	A6	1	1	1	1
NAAS 11 NAVDST	REAM FIELD	VT ME	A6	1	1	1	1
TWELFTH NAVAL DISTRICT							
NAS 12 NAV DST	ALAMEDA	VR H	A8	1	1	1	1
		VR M	A8	3	3	3	3
		VR C	A2	4	4	4	4
		VU SAR	A8	1	1	1	1
		VU L	A8	2	2	2	2
		VT JET	A6	7	7	7	7
		VT ME	A6	5	5	5	5
		VT ME P	A8	1	1	1	1
		HU	A	1	1	1	1
NAAS 12 NAVDST	FALLON	VR H	A8	1	1	1	1
		VT JET	A6	1	1	1	1
		VT ME	A6	1	1	1	1
		HU	A8	2	2	2	2
NAS 12 NAVDST	LEMOORE	VR M	A8	1	1	1	1
		VT JET	A6	1	1	1	1
		VT ME	A6	3	3	3	3
		VT SE	A6	1	1	1	1
		HU	A8	1	1	1	1
NAS 12 NAV DST	MOFFETT FLD	VR C	A2	1	1	1	1
		VT JET	A6	1	1	1	1
		VT ME	A6	4	4	4	4
		HU	A8	1	1	1	1
NAF 12 NAVDST	MONTEREY	VT JET	A6	6	6	6	6
		VT ME	A6	25	25	25	25
		VT SE	A6	11	11	11	11
		HU	A8	1	1	1	1
THIRTEENTH NAVAL DISTRICT							
NAS 13 NAV DST	WHDBY ISLAND	VR H	A2	1	1	1	1
		VR M	A8	2	2	2	2
		VR C	A2	1	1	1	1
		VU SAR	A8	1	1	1	1
		VT JET	A6	1	1	1	1
		VT ME	A6	2	2	2	2
		VT ME P	A8	1	1	1	1
		HU	A8	2	2	2	2
POTOMAC RIVER NAVAL COMMAND							
NAS ANACOSTIA	ANACOSTIA	VR H	A8	2	2	2	2
		VR M	A8	6	6	6	6
		VU L	A8	4	4	4	4
		VT JET	A6	15	15	15	15
		VT ME	A6	44	44	44	44
		VT ME P	A8	2	2	2	2
		VT SE	A6	11	11	11	11
NWL	DAHLGREN	VT ME	A6	1	1	1	1
NAS PTXNT RIV	PTXNT RIVER	VW L	A9	2	2	2	2
		VR H	A9	1	1	1	1
		VR M	A8	1	1	1	1
		VU SAR	A8	1	1	1	1
		VT JET	A6	4	3	2	2
		VT ME	A6	2	2	2	2
		HU	A8	1	1	1	1
SEVERN RIVER NAVAL COMMAND							
NAF ANNAPOLIS	ANNAPOLIS	VU SAR	A6	10	10	10	10
		HU	A8	1	1	1	1
BUWEPS INSPECTORS AND REPRESENTATIVES							
BWFLTRREP CEN	WRGT PAT AFB	VR M	A8	1	1	1	1
		VT ME	A6	2	2	2	2
BWR AKRON	AKRON	VT ME	A8	1	1	1	1
BWR BALTIMORE	BALTIMORE	VT ME	A8	1	1	1	1
BWR BUFFALO	BUFFALO	VT ME	A6	1	1	1	1
BWR BURBANK	BURBANK	VT ME	A8	1	1	1	1
BWR COLUMBUS	COLUMBUS	VT ME	A6	2	2	2	2
BWR EST HRTFRD	EST HARTFORD	VT ME	A8	1	1	1	1
BWR EL SEGUNDO	EL SEGUNDO	VT ME	A8	1	1	1	1
BWR ST LOUIS	ST LOUIS	VT ME	A8	1	1	1	1
BWR TETERBORO	TETERBORO	VT ME	A8	1	1	1	1
AVIONICS FAC	INDIANAPOLIS	VT ME	A8	1	1	1	1

[redacted]

DECLASSIFIED

[redacted]

TABLE 1

PROGRAM OPERATING ALLOWANCES

UNIT	LOCATION	CLASS	PRIMARY OPTG. STATUS	OPERATING ALLOWANCES 30 JUN 1961	30 SEP 1961	31 DEC 1961	31 MAR 1962
MARINE CORPS BASES AND AIR STATIONS							
HMX 1	QUANTICO	HO	A9	4	4	4	4
		HR L	A9	18	18	18	18
		HR M	A9	2	2	2	2
MCAAS	YUMA	VR M	A8	2	2	2	2
		VT JET	A6	2	2	2	2
		VT ME	A6	1	1	1	1
		HU	A8	2	2	2	2
MCAS SO&ES	EL TORO	VR M	A8	3	3	3	3
		VU L	A6	1	1	1	1
		VT JET	A6	1	1	1	1
		VT ME	A6	5	5	5	5
		HU	A8	2	2	2	2
MCAS SO&ES	CHERRY POINT	VR M	A8	1	1	1	1
		VR M	A8	2	2	2	2
		VU L	A6	1	1	1	1
		VT JET	A6	2	2	2	2
		VT ME	A6	1	1	1	1
		HU	A8	2	2	2	2
MCAS AES 12	QUANTICO	VR M	A8	2	2	2	2
		VT ME	A6	6	6	6	6
		VT ME P	A8	1	1	1	1
		VT SE	A6	7	7	7	7
MCAF	NEW RIV JAX	VR M	A8	1	1	1	1
		VT ME	A6	1	1	1	1
		VT SE	A6	2	2	2	2
HQ MC FLT SECT	ANACOSTIA	VR H	A8	1	1	1	1
		VR M	A8	2	2	2	2
		VU L	A8	1	1	1	1
		VT SE	A6	10	10	10	10
MCAS	BEAUFORT	VR M	A8	2	2	2	2
		VT SE	A6	2	2	2	2
		HU	A8	2	2	2	2
NAVAL AIR TRAINING COMMAND							
NAVAL AIR BASIC TRAINING COMMAND							
TRARON 7	KINGSVILLE	VT JET	A3	65	65	65	65
		VT ME	A6	1	1	1	1
NAS NABTC	MERIDIAN	VR M	A8	1	1	1	1
		VT ME	A6	2	2	2	2
		VT SE	A6	2	2	2	2
		HU	A8	2	2	2	2
NAAS NABTC	SAUFLEY FLD	VT ME	A6	3	3	3	3
		VT SE	A6	5	5	5	5
TRARON 1	SAUFLEY FLD	VT SE	A3	136	136	136	136
TRARON 5	SAUFLEY FLD	VT SE	A3	39	39	39	39
NAAS NABTC	WHITING FLD	VT ME	A6	4	4	4	4
		VT SE	A6	6	6	6	6
TRARON 2	WHITING FLD	VT SE	A3	148	148	148	148
TRARON 3	WHITING FLD	VT SE	A3	149	149	149	149
TRARON 6	WHITING FLD	VT ME	A3	20	20	20	20
HT 8	ELLYSON FLD	HU	A3	31	32	32	32
		HT	A3	27	26	26	26
NAS NABTC	PENSACOLA	VF DAY JET	A4	6	6	6	6
		VR H	A8	4	4	4	4
		VR M	A8	2	2	2	2
		VU SAR	A8	2	2	2	2
		VT JET	A4	2	2	2	2
		VT JET	A5	6	6	6	6
		VT ME	A3	4	4	4	4
		VT ME	A6	11	11	11	11
		VT SE	A3	16	16	16	16
		VT SE	A6	15	15	15	15
		HU	A8	3	3	3	3
TRARON 4	PENSACOLA	VT JET	A3	84	84	84	84
NAVAL AIR ADVANCED TRAINING COMMAND							
NAAS NAATC	KINGSVILLE	VT ME	A6	2	2	2	2
		HU	A8	2	2	2	2
TRARON 21	KINGSVILLE	VA DAY JET	A3	24	24	24	24
		VT JET	A3	23	23	23	23
TRARON 22	KINGSVILLE	VA DAY JET	A3	23	23	23	23
		VT JET	A3	22	22	22	22
TRARON 23	KINGSVILLE	VF DAY JET	A3	32	32	32	32
TRARON 28	CRPS CHRISTI	VS	A3	52	52	52	52
TRARON 29	CRPS CHRISTI	VT NAV	A3	8	8	8	8
TRARON 30	CRPS CHRISTI	VA DAY	A3	29	29	29	29
TRARON 31	CRPS CHRISTI	VP L	A3	10	10	10	10
		VP S	A3	7	10	10	10
NAS NAATC	CRPS CHRISTI	VR M	A8	3	3	3	3
		VU L	A8	2	2	2	2
		VT JET	A6	2	2	2	2
		VT ME	A6	5	5	5	5
		VT ME P	A8	1	1	1	1
		VT NAV	A3	4	4	4	4
		HU	A8	2	2	2	2
NAAS NAATC	CHASE	VT ME	A6	2	2	2	2
		HU	A8	2	2	2	2
TRARON 24	CHASE	VA DAY JET	A3	24	24	24	24
		VT JET	A3	23	23	23	23
TRARON 25	CHASE	VA DAY JET	A3	23	23	23	23
		VT JET	A3	22	22	22	22
TRARON 26	CHASE	VF DAY JET	A3	32	32	32	32
NAAS NAATC	NEW IBERIA	VT ME	A6	2	2	2	2
		HU	A8	2	2	2	2
TRARON 27	NEW IBERIA	VS	A3	48	48	48	48

UNIT	LOCATION	CLASS	PRIMARY OPTG. STATUS	OPERATING ALLOWANCES 30 JUN 1961	30 SEP 1961	31 DEC 1961	31 MAR 1962
NAVAL AIR TECHNICAL TRAINING COMMAND							
NATECHTRAU	*LAKEHURST*	*VT NAV*	A4	1	1	1	1
NATECHTRAU	OLATHE	VT JET	A4	5			
		VT ME	A4	4			
		VT SE	A4	7			
NATECHTRAU	PENSACOLA	VF P JET	A4	8	8	8	8
		VT JET	A4	1	1	1	1
		VT ME P	A4	6	6	6	6
NATECHTRAU	PHILADELPHIA	VT ME	A6	1	1	1	1
NAS	GLYNCO	VR M	A8	1	1	1	1
		VT ME	A6	2	2	2	2
		HU	A8	1	1	1	1
NAVCICOFFSCOL	GLYNCO	VF AW JET	A4	36	36	36	36
		VS	A4	4	4	4	4
		VW	A4	6	6	6	6
		VT JET	A4	3	7	7	7
		VT ME	A4	4	4	4	4
		VT SE	A4	7	7	7	7
NAS	MEMPHIS	VR M	A8	3	3	3	3
		VT JET	A6	2	2	2	2
		VT ME	A6	5	5	5	5
		VT ME P	A8	1	1	1	1
		VT SE	A6	2	2	2	2
		HU	A8	1	1	1	1
NAVY AND MARINE CORPS RESERVE TRAINING							
NAV&MC RES TRA		VF DAY JET	A4	136	136	136	136
		VA DAY JET	A4	136	136	136	136
		VA DAY	A4	76	76	76	76
		VS	A4	160	160	160	160
		VP L	A4	96	96	96	96
		VR H	A4	44	44	44	44
		VR M	A4	21	21	21	21
		VR C	A8	1	1	1	1
		VU L	A4	2	2	2	2
		VT JET	A4	40	40	40	40
		VT ME	A4	33	33	33	33
		VT ME P	A4	4	4	4	4
		VT SE	A4	28	28	28	28
		HS	A4	69	69	69	69
		HT	A4	4	4	4	4
BUWEPS RESEARCH & DEVELOPMENT							
RDT&E AIRCRAFT		VF DAY JET	A9	24	24	24	24
		VF AW JET	A9	26	26	26	26
		VF P JET	A9	3	3	2	2
		VF D JET	A9	3	3	4	4
		VA DAY JET	A9	17	17	17	17
		VA P JET	A9	1	1	1	1
		VA Q JET	A9	1	1	1	1
		VA H JET	A9	7	7	7	7
		VA DAY	A9	4	4	4	4
		VA AW	A9	5	5	2	2
		VA W	A9	2	2	4	4
		VA LL	A9				
		VS	A9	4	4	4	4
		VP L	A9	11	11	11	11
		VP LD	A9	1	1	1	1
		VW	A9	7	7	7	7
		VR H	A9	3	3	3	3
		VR M	A9	7	7	7	7
		VR C	A9	1	1	1	1
		VU SAR	A9	1	1	1	1
		VU TOW	A9	1	1	1	1
		VT JET	A9	18	17	17	17
		VT SE	A9	5	5	4	4
		VT D	A9	2	2	2	2
		HS	A9	7	7	8	8
		HR L	A9	1	1	1	1
		HU	A9	3	3	3	3
		ZP	A9	2	2	2	2
		ZW	A9	1	1	1	1

[redacted]

DECLASSIFIED

TABLE 1A

PROGRAM OPERATING ALLOWANCES *

SUBCLASS	TOTAL	LANT USN	LANT USMC	PAC USN	PAC USMC	NABS USN	NABS USMC	BWRS	NABTC	NAATC	NATTC	NART	RDT&E
TOTAL	7265	1550	449	1646	693	461	92	14	796	433	111	850	168
VF DAY JET	444	27	80	27	80				6	64		136	24
VF AW JET	802	260	40	340	100						36		26
VF P JET	98	27	9	32	18	1					8		3
VF D JET	34	6		18		10							
VF KD JET	5			5									
VF Q JET	24		6		18								
VF D JET	3												3
VA DAY JET	1002	208	120	267	160					94		136	17
VA P JET	25	12		12									1
VA Q JET	19	9		9									1
VA HT JET	8	4		4									
VA H JET	173	95		71									7
VA DAY	123	4	2	8						29		76	4
VA AW	55	32		18									5
VA W	79	29		48									2
VA Q	2					2							
VA LL	229	107		122									
VS	478	115		89		6				100	4	160	4
VP L	394	157		119		1				10		96	11
VP LD	6	2		2		1							1
VP S	95	27		61						7			
VW	79	26		34		6					6		
VW Q	6	3		3									
VO	30		9		21								
VR H	142	26	3	28	20	12	2		4			44	3
VR M	222	48	37	14	24	46	14	1	3	3	4	21	7
VR C	67	33		23		9						1	1
VG	8				8								
VU SAR	54	12		19		20			2				1
VU TOW	27	11		15									1
VU TOW D	4			4									
VU L	27	7				13	3			2		2	
VT JET	615	54	34	79	45	80	5		157	92	11	40	18
VT D JET	5			3		2							
VT KD JET	1					1							
VT ME	358	21	2	27	7	169	14	13	45	11	16	33	
VT ME P	25			5		7	1			1	7	4	
VT SE	642	9		8		39	21		516		16	28	5
VT NAV	13									12	1		
VT D	7	2				3							2
HS	239	92		71								69	7
HO	40		9		27		4						
HR L	251		84		148		18						1
HR M	29		14		13		2						
HU	234	77		63	4	33	8		36	8	2		3
HT	31								27			4	
ZP	6	4											2
ZW	5	4											1

* AS OF 30 JUNE

DECLASSIFIED

TABLE 1B

PROGRAM OPERATING ALLOWANCES *

LANT

SUBCLASS	TOTAL	NAVY COMBAT	FLT. TRNG.	O'SEAS BASES	FASRONS	VURONS	OPTEVFOR	CV UTILITY	ATT. & MISS	AIRCRAFT FERRY SQDN	MARINE COMBAT	H & HS	VMT-1
TOTAL	1999	1301	69	70		50	29	15	16		423	6	20
VF DAY JET	107					27					80		
VF AW JET	300	260									40		
VF P JET	36	27									9		
VF D JET	6					6							
VF Q JET	6										6		
VA DAY JET	328	208									120		
VA P JET	12	12											
VA Q JET	9	9											
VA HT JET	4	4											
VA H JET	95	95											
VA DAY	6			4							2		
VA AW	32	32											
VA W	29	29											
VA LL	107	107											
VS	115	111					4						
VP L	157	154					3						
VP LD	2					2							
VP S	27	26					1						
VW	26	26											
Q	3		3										
	9										9		
VR H	29	13	3	5			5				2	1	
VR M	85	13	1	19			3		12		36	1	
VR C	33	18						15					
VU SAR	12			10					2				
VU TOW	11					11							
VU L	7			2			5						
VT JET	88		54								12	2	20
VT ME	23			19			1		1			2	
VT SE	9		8	1									
VT D	2					2							
HS	92	89					3						
HO	9										9		
HR L	84										84		
HR M	14										14		
HU	77	60		10		2	4		1				
ZP	4	4											
ZW	4	4											

* AS OF 30 JUNE

[redacted]

DECLASSIFIED

TABLE 1C

PROGRAM OPERATING ALLOWANCES *

PAC

SUBCLASS	TOTAL	NAVY COMBAT	FLT. TRNG.	O'SEAS BASES	FASRONS	VURONS	OPTEVFOR	CV UTILITY	ATT. & MISS	AIRCRAFT FERRY SQDN	MARINE COMBAT	H & HS	VMT-2
TOTAL	2341	1359	82	87		92	22	12	4		657	6	20
VF DAY JET	107					27					80		
VF AW JET	440	332					8				100		
VF P JET	50	32									18		
VF D JET	18					18							
VF KD JET	5					5							
VF Q JET	18										18		
VA DAY JET	427	258					9				160		
VA P JET	12	12											
VA Q JET	9	9											
VA HT JET	4	4											
VA H JET	71	70					1						
VA DAY	8					8							
VA AW	18	18											
VA W	48	48											
VA LL	122	122											
VS	89	89											
VP L	119	119											
VP LD	2					2							
VP S	61	61											
VW	34	34											
VW Q	3		3										
VO	21										21		
VR H	46	17	5	6							19	1	
VR M	38	4	1	7		1			3		20	2	
VR C	23	10		1				12					
VG	8										8		
VU SAR	19			19									
VU TOW	15					15							
VU TOW D	4					4							
VT JET	124		65	14			2				21	2	20
VT D JET	3					3							
VT ME	34			28			2		1		2	1	
VT ME P	5					5							
VT SE	8		8										
HS	71	71											
HO	27										27		
HR L	148										148		
HR M	13										13		
HU	67	49		12		4					2		

* AS OF 30 JUNE

[redacted]

DECLASSIFIED

TOTAL PROGRAM & NON-PROGRAM AIRCRAFT

[redacted]

TABLE 2

LOCATION OF AIRCRAFT INVENTORY AND PLANNED OPERATING ASSIGNMENTS

BY COMMAND AND UNIT

LANT UNIT	LOCATION	MODEL	INVENTORY STATUS	INVENTORY NO. ON BOARD POOL	INVENTORY NO. ON BOARD OPERATING	PLANNED OPERATING ASSIGNMENTS 30 JUN 1961	PLANNED OPERATING ASSIGNMENTS 30 SEP 1961	PLANNED OPERATING ASSIGNMENTS 31 DEC 1961	PLANNED OPERATING ASSIGNMENTS 31 MAR 1962
CARRIER AIR GROUPS									
CVG 1									
VF 14	ABD ROOSEVLT	F3H 2	A1			11			
		F3H 2	G6	1					
				1*		11*			
VF 11	ROTA	F8U 1	A1			13			
				*		13*			
VA 15	ABD ROOSEVLT	AD 6	A1			12			
				*		12*			
VA 46	CECIL FIELD	A4D 2N	A1			12			
				*		12*			
VA 172	ABD ROOSEVLT	A4D 2	A1			12			
				*		12*			
VAH 11	ABD ROOSEVLT	A3D 2	A1			6			
		A3D 2	HF	1					
				1*		6*			
CVG 3									
VF 31	CECIL FIELD	F3H 2	A1			15			
				*		15*			
VF 32	CECIL FIELD	F8U 2N	A1			14			
				*		14*			
VA 34	CECIL FIELD	A4D 2	A1			12			
		A4D 2	D5	2					
				2*		12*			
VA 35	JACKSONVILLE	AD 6	A1			12			
				*		12*			
VA 36	CECIL FIELD	A4D 2	A1			2			
		A4D 2	G6	3					
		A4D 2N	A1			10			
		A4D 2N	G6	2					
				5*		12*			
VAH 9	SANFORD	A3D 2	A1			10			
		A3D 2	D5	3					
		A3D 2	G6	1					
		A3D 2	HF	1					
				5*		10*			
RCVG 4									
VA 43	OCEANA	A4D 2	A1			21			
		A4D 2	D5	1					
		A4D 2N	A1			11			
		A4D 1	A1			11			
		A4D 1	D5	1					
		F9F 8T	A4			19			
		F9F 8T	D5	1					
		F9F 8T	Y	1					
				4*		62*			
VF 101	KEY WEST	F3H 2	A1			14			
		F3H 2	D5	2					
		F4D 1	A1			10			
		F4D 1	A4			3			
		F4D 1	D5	2					
		F4D 1	G5	1					
		F9F 8T	A4			5			
				5*		32*			
DET A	OCEANA	F4H 1F	A1			9			
		F9F 8T	A4			2			
		F9F 8T	D5	1					
		F3D 2T2	A4			10			
				1*		21*			
VF 174	CECIL FIELD	F8U 2	A1			8			
		F8U 2	A4			4			
		F8U 2	D5	3					
		F8U 1	A1			3			
		F8U 1	A4			4			
		F8U 1	D5	1					
		F8U 1	E5	6					
		F8U 1	G6	1					
		F8U 2N	A1			2			
		F8U 2N	A4			9			
		F9F 8T	A4			2			
				11*		32*			
VA 42	OCEANA	AD 6	A1			4			
		AD 6	A4			8			
		AD 5	A1			1			
		AD 5	A4			1			
		T 28B	A4			6			
				*		20*			
VA 44	JACKSONVILLE	A4D 2	A1			10			
		A4D 2	A4			1			
		A4D 2	D5	1					
		A4D 2N	A1			4			
		A4D 2N	A4			8			
		A4D 1	A1			3			
		A4D 1	A4			7			
		A4D 1	D5	1					
		A4D 1	HF	1					
		AD 6	A1			2			
		AD 6	A4			7			
		AD 5	A1			2			
		F9F 8T	A4			18			
		F9F 8T	D5	2					
		F9F 8T	G5	1					
		F9F 8T	G6	1					
		T 28B	A4			5			
				7*		67*			
VAH 3	SANFORD	A3D 2T	A4			5			
		A3D 2T	D5	1					
		A3D 2	G6	1					
		A3D 1	A1			5			
		A3D 1	A4			6			
		A3D 1	D5	2					
		R4D 6	G5	1					
		F9F 8T	A4			4			
				5*		20*			
CVG 6									
VF 33	OCEANA	F8U 1	A1			1			
		F8U 1E	A1			14			
		F8U 1E	D5	2					
				2*		15*			
VA 65	OCEANA	AD 6	A1			12			
		AD 6	EJ	3					
				3*		12*			
VA 66	OCEANA	A4D 2N	A1			12			
				*		12*			
VA 76	OCEANA	A4D 2	A1			12			
		A4D 2	B	5					
		A4D 2	D5	2					
				7*		12*			
VAH 13	SANFORD	A3D 2	A1			6			
		A3D 2	D5	3					
		A3D 2	G5	3					
		A3D 2	G6	1					
				7*		6*			
CVG 7									
VF 41	OCEANA	F3H 2	A1			10			
		F3H 2	D5	10					
				10*		10*			
VF 84	OCEANA	F8U 2	A1			14			
		F8U 2	D5	6					
				6*		14*			
VA 75	OCEANA	AD 6	A1			14			
				*		14*			
VA 86	OCEANA	A4D 2	A1			12			
		A4D 2	D5	3					
				3*		12*			
VA 72	OCEANA	A4D 2N	A1			12			
				*		12*			
VAH 1	SANFORD	A3D 2	A1			12			
		A3D 2	D5	2					
		A3D 2	G5	4					
				6*		12*			
CVG 8									
VF 102	ABD FORRESTL	F4D 1	A1			12			
		F4D 1	G6	1					
				1*		12*			
VA 81	ABD FORRESTL	A4D 2	A1			12			
				*		12*			
VF 103	ABD FORRESTL	F8U 2	A1			12			
				*		12*			
VA 83	ABD FORRESTL	A4D 2N	A1			12			
				*		12*			
VA 85	ABD FORRESTL	AD 6	A1			11			
		AD 5	A1			1			
				*		12*			
VAH 5	ABD FORRESTL	A3D 2	A1			12			
				*		12*			

Planned Assignments of Table 2 are omitted from this issue, except for NABS, pending program review.

[redacted]

DECLASSIFIED

[redacted]

TOTAL PROGRAM & NON-PROGRAM AIRCRAFT

TABLE 2

LOCATION OF AIRCRAFT INVENTORY AND PLANNED OPERATING ASSIGNMENTS

BY COMMAND AND UNIT

LANT UNIT	LOCATION	MODEL	INVENTORY: STATUS	INVENTORY: NO. ON BOARD: POOL	INVENTORY: NO. ON BOARD: OPERATING	PLANNED OPERATING ASSIGNMENTS: 30 JUN 1961	30 SEP 1961	31 DEC 1961	31 MAR 1962
CVG 10									
VA 12	ABD ROOSEVLT	A4D 2	A1		12				
		A4D 2	G6	1	1*	12*			
VF 13	CECIL FIELD	F4D 1	A1		14				
				*	14*				
VF 62	CECIL FIELD	F8U 1	A1		13				
		F8U 1	Y	1	1*	13*			
VA 106	CECIL FIELD	A4D 2	A1		12				
				*	12*				
VA 176	JACKSONVILLE	AD 6	A1		12				
				*	12*				
VAH 7	SANFORD	A3D 2	A1		3				
				*	3*				
CVG 16									
VA 163	CECIL FIELD	A4D 2	A1		12				
				*	12*				
VA 164	CECIL FIELD	A4D 2	A1		11				
		A4D 2	G5	1	1*	11*			
VA 165	JACKSONVILLE	AD 6	A1		10				
				*	10*				
VF 161	KEY WEST	F3H 2	A1		12				
				*	12*				
VF 162	CECIL FIELD	F4D 1	A1		14				
				*	14*				
PHOTOGRAPHIC SQDNS									
VFP 62	CECIL FIELD	F8U 1P	A1		18				
		F8U 1P	D5	3					
		F8U 1P	G6	1	4*	18*			
DET 37	ABD ROOSEVLT	F8U 1P	A1		2				
				*	2*				
DET 42	ABD FORRESTL	F8U 1P	A1		3				
				*	3*				
VAP 62	JACKSONVILLE	A3D 2P	A1		8				
		A3D 2P	D5	4					
		F9F 8T	A1		1				
				4*	9*				
AIR EARLY WARNING SQDNS									
VAW 12	QUONSET PNT	WF 2	A1		13				
		WF 2	D5	4					
		WF 2	G5	3					
		AD 5W	A1		10				
		AD 5W	G6	1	8*	23*			
DET 34	ABD CHMPLAIN	AD 5W	A1		4				
				*	4*				
DET 36	ABD RANDOLPH	WF 2	A1		5				
				*	5*				
DET 37	ABD ROOSEVLT	WF 2	A1		3				
				*	3*				
DET 42	ABD FORRESTL	WF 2	A1		5				
				*	5*				
DET 45	ABD ESSEX	AD 5W	A1		4				
				*	4*				
DET 52	ABD VALY FRG	AD 5W	A1		1				
				*	1*				
VAW 33	QUONSET PNT	AD 5Q	A1		9				
		AD 5Q	B	1					
		TF 1Q	A1		2				
				1*	11*				
DET 42	ABD FORRESTL	AD 5Q	A1		3				
				*	3*				
FLEET AIR RECONNAISSANCE SQDNS									
VQ 2	ROTA	A3D 2Q	A1		9				
		A3D 2Q	B	2					
		WV 2Q	A1		3				
		WV 2Q	B	1	3*	12*			

LANT UNIT	LOCATION	MODEL	INVENTORY: STATUS	INVENTORY: NO. ON BOARD: POOL	INVENTORY: NO. ON BOARD: OPERATING	PLANNED OPERATING ASSIGNMENTS: 30 JUN 1961	30 SEP 1961	31 DEC 1961	31 MAR 1962
CARRIER ANTI SUBMARINE GROUPS									
CVSG 60									
VS 34	QUONSET PNT	S2F 1	A1		2				
		S2F 1	B	1					
		S2F 1S	A1		8				
		S2F 1S	B5	[illegible]	[illegible]				
				2*	10*				
VS 39	QUONSET PNT	S2F 1	A1		4				
		S2F 1S	A1		7				
		S2F 1S	B	1					
				1*	11*				
HS 9	QUONSET PNT	HSS 1	A1		15				
		HSS 1	HF	1					
				1*	15*				
CVSG 54									
VS 22	ABD CHMPLAIN	S2F 1	A1		4				
		S2F 1	B	1					
		S2F 1S	A1		6				
		S2F 1S	D5	1					
				2*	10*				
VS 32	ABD CHMPLAIN	S2F 1	A1		3				
		S2F 1	B	1					
		S2F 1S	A1		7				
		S2F 1S	D5	2					
				3*	10*				
HS 5	ABD CHMPLAIN	HSS 1N	A1		16				
				*	16*				
CVSG 56									
VS 24	NORFOLK	S2F 1	A1		3				
		S2F 1S	A1		7				
		S2F 1S	B	2					
		S2F 1S	D5	1					
				3*	10*				
VS 27	NORFOLK	S2F 1	A1		2				
		S2F 1S	A1		7				
		S2F 1S	B	1					
		S2F 1S	D5	2					
		S2F 1S1	A1		1				
				3*	10*				
HS 3	NORFOLK	HSS 1	A1		10				
				*	10*				
CVSG 52									
VS 28	QUONSET PNT	S2F 1	A1		6				
		S2F 1S	A1		4				
		S2F 1S	B	1					
		S2F 1S	D5	1					
				2*	10*				
VS 31	QUONSET PNT	S2F 1	A1		6				
		S2F 1S	A1		3				
		S2F 1S	B	1					
		S2F 1S	D5	2					
				3*	9*				
HS 11	QUONSET PNT	HSS 1	A1		8				
		HSS 1N	A1		6				
				*	14*				
CVSG 58									
VS 26	ABD RANDOLPH	S2F 3	A1		10				
				*	10*				
VS 36	ABD RANDOLPH	S2F 3	A1		10				
				*	10*				
HS 7	ABD RANDOLPH	HSS 1	A1		1				
		HSS 1N	A1		14				
		HSS 1N	B	2					
				2*	15*				
RCVSG 50									
VS 30	KEY WEST	S2F 1	A1		5				
		S2F 1S	A1		7				
		S2F 1S	D5	2					
		S2F 1S1	A1		1				
				2*	13*				
HS 1	KEY WEST	HSS 1	A1		3				
		HSS 1N	A1		8				
				*	11*				

[redacted]

DECLASSIFIED

[redacted]

TOTAL PROGRAM & NON-PROGRAM AIRCRAFT

TABLE 2

LOCATION OF AIRCRAFT INVENTORY AND PLANNED OPERATING ASSIGNMENTS

BY COMMAND AND UNIT

LANT UNIT	LOCATION	MODEL	INVENTORY STATUS	INVENTORY NO. ON BOARD POOL	INVENTORY NO. ON BOARD OPERATING	PLANNED OPERATING ASSIGNMENTS 30 JUN 1961	PLANNED OPERATING ASSIGNMENTS 30 SEP 1961	PLANNED OPERATING ASSIGNMENTS 31 DEC 1961	PLANNED OPERATING ASSIGNMENTS 31 MAR 1962
PATROL SQDNS LAND PLANE									
VP 5	JACKSONVILLE	P2V 5FS	A1		11				
		P2V 5FS	D5	1					
		P2V 5FS	EN	1					
				2*	11*				
VP 7	BRUNSWICK	P2V 5FS	A1		11				
		P2V 5FS	B	2					
				2*	11*				
VP 8	NORFOLK	P2V 5FS	A1		11				
		P2V 5FS	D5	2					
				2*	11*				
VP 10	ROTA	P2V 5FS	A1		11				
				*	11*				
VP 11	BRUNSWICK	P2V 7S	A1		11				
		P2V 7S	B	1					
		P2V 7S	D5	1					
				2*	11*				
VP 16	JACKSONVILLE	P2V 5FS	A1		11				
				*	11*				
VP 18	SIGONELLA	P2V 7S	A1		11				
				*	11*				
VP 21	BRUNSWICK	P2V 7S	A1		11				
				*	11*				
VP 23	ARGENTIA	P2V 7S	A1		9				
		P2V 7S	B	2					
				2*	9*				
~~VP 24~~	NORFOLK	~~P2V 7S~~	~~A1~~		~~11~~				
		P2V 7S	D5	1					
				1*	11*				
VP 26	BRUNSWICK	P2V 5FS	A1		11				
				*	11*				
~~VP 44~~	NORFOLK	P2V 5FS	A1		11				
				*	11*				
VP 56	NORFOLK	P2V 7S	A1		12				
		P2V 7S	D5	2					
		P5M 2S	A1		3				
				2*	15*				
PATROL SQDNS SEA PLANE									
VP 45	BERMUDA	P5M 2S	A1		11				
		P5M 2S	B	2					
		P5M 1S	B	1					
				3*	11*				
VP 49	BERMUDA	P5M 2S	A1		11				
		P5M 2S	B	1					
				1*	11*				
REPLACEMENT PATROL SQUADRON									
VP 30	JACKSONVILLE	P2V 7S	A1		8				
		P2V 7S	D5	2					
		P2V 5FS	A1		9				
				2*	17*				
DET A	NORFOLK	P5M 2S	A1		4				
		P5M 1S	A1		1				
		P5M 1S	B	1					
				1*	5*				
LIGHTER THAN AIR SQUADRONS									
ZP 3	LAKEHURST	ZPG 2	A1		2				
		ZPG 2W	A1		1				
				*	3*				
ZP 1	LAKEHURST	ZPG 2	A2		1				
		ZPG 3W	A2		1				
		ZPG 2W	D5	1					
				1*	2*				
FLEET AIR EARLY WARNING SQDNS									
VW 2	PTXNT RIVER	WV 2	A2		6				
				*	6*				
VW 4	ROOSEVLT RDS	WV 3	A2		3				
		WV 3	D6	1					
		WV 3	G6	3					
		WV 2	A2		1				
				4*	4*				
BARRIER SQDNS DISTANT WARNING									
VW 11	ARGENTIA	WV 2	A2		14				
		WV 2	B	1					
		WV 2	D6	4					
		WV 2	G5	2					
		WV 2	HF	2					
				9*	14*				
VW 13	PTXNT RIVER	WV 2	A2		9				
		WV 2	B	1					
		WV 2	D6	3					
				4*	9*				
AEWTRAUNIT	PTXNT RIVER	R7V 1	A5		4				
		R7V 1	G5	1					
				1*	4*				
HELICOPTER UTILITY SQDNS									
HU 2	LAKEHURST	HUP 3	A1		1				
		HUP 3	A2		14				
		HUP 2	A2		6				
				*	21*				
DET 1	NORFOLK	HUS 1A	A2		1				
		HUP 3	A2		1				
		HUP 2	A2		1				
				*	3*				
DET 22	ABD SPRNGFLD	HUP 3	A2		1				
				*	1*				
DET 26	ABD LTE ROCK	HUP 2	A2		1				
				*	1*				
DET 34	ABD CHMPLAIN	HUP 2	A2		1				
				*	1*				
DET 36	ABD RANDOLPH	HUP 3	A2		1				
				*	1*				
DET 42	ABD FORRESTL	HUP 3	A2		2				
				*	2*				
HU 4	LAKEHURST	HRS 3	A2		8				
		HRS 3	B	1					
		HRS 3	H6	1					
		HUL 1	A2		5				
		HTL 7	A2		4				
		HTL 7	F1	1					
				3*	17*				
DET 21	BERMUDA	HRS 3	A2		1				
				*	1*				
DET 70	ABD ATKA	HRS 3	A2		1				
		HTL 7	A2		1				
				*	2*				
DET 71	ABD EDISTO	HRS 3	A2		1				
		HTL 7	A2		1				
				*	2*				
DET 92	ABD POCONO	HRS 3	A2		1				
				*	1*				
DET 85	ABD ALTAIR	HUS 1A	A2		1				
				*	1*				
DET 97	ABD OBSER IS	HRS 3	A2		1				
				*	1*				
DET 2	QUONSET PNT	HRS 3	A2		1				
				*	1*				
DET 83	ABD LINDENWD	HUL 1	A2		1				
				*	1*				
FLEET TACTICAL SUPPORT SQDNS									
VR 1	PTXNT RIVER	R6D 1	A2		2				
		R6D 1Z	A2		4				
		R5D 2Z	A2		1				
		R4Y 1	A2		8				
				*	15*				
VR 24	PORT LYAUTEY	R5D 5	A2		6				
		R4Q 2	A2		4				
				*	10*				
DET	NAPLES	TF 1	A2		5				
		TF 1	D5	1					
		TF 1	G6	1					
				2*	5*				
VRC 40	NORFOLK	TF 1	A2		10				
		TF 1	B	3					
				3*	10*				

[redacted]

DECLASSIFIED

TOTAL PROGRAM & NON-PROGRAM AIRCRAFT

TABLE 2

LOCATION OF AIRCRAFT INVENTORY AND PLANNED OPERATING ASSIGNMENTS

BY COMMAND AND UNIT

LANT UNIT	LOCATION	MODEL	STATUS	INVENTORY NO. ON BOARD POOL	INVENTORY NO. ON BOARD OPERATING	PLANNED OPERATING ASSIGNMENTS 30 JUN 1961	30 SEP 1961	31 DEC 1961	31 MAR 1962
MARINE HEADQUARTERS SQDNS									
MARS MWSG 27	CHERRY POINT	A4D 2	B	5					
		A4D 2	D5	1					
		AD 5	A1			1			
		AD 5	A2			1			
		R5D 5	A2			1			
		R5D 3	A2			1			
		R4D 8	A2			3			
		F9F 8T	A6			4			
				6*		11*			
H&MS 14	CHERRY POINT	R4D 6	A2			1			
		F9F 8T	A2			2			
		F9F 8T	D5	1					
				1*		3*			
H&MS 24	CHERRY POINT	R4D 6	A2			1			
		F9F 8T	A2			3			
				*		4*			
H&MS 26	NEW RIV JAX	R4D 8	A2			1			
		HUS 1	G6	1					
				1*		1*			
H&MS 32	BEAUFORT	R4D 6	A2			1			
		F9F 8T	A2			3			
		F9F 8T	D5	1					
				1*		4*			
MARINE FIGHTER SQDNS									
VMF 122	BEAUFORT	F8U 1	A1			17			
		F8U 1	D5	5					
				5*		17*			
VMF 235	GTMO BAY	F8U 1	A1			8			
		F8U 1	D5	1					
		F8U 1E	A1			11			
				1*		19*			
VMF 251	BEAUFORT	F8U 1	A1			12			
		F8U 1E	A1			5			
		F8U 1E	D5	5					
				5*		17*			
VMF 333	BEAUFORT	F8U 2	A1			20			
		F8U 2	B	1					
		F8U 2	D5	2					
				3*		20*			
MARINE FIGHTER ALL WEATHER SQDNS									
VMFAW 114	CHERRY POINT	F4D 1	A1			20			
		F4D 1	D5	2					
		F4D 1	G5	1					
				3*		20*			
VMFAW 531	CHERRY POINT	F4D 1	A1			16			
		F4D 1	D5	2					
		F4D 1	Y	1					
				3*		16*			
MARINE ATTACK SQDNS									
VMA 224	CHERRY POINT	A4D 2	A1			20			
		A4D 2	D5	3					
				3*		20*			
VMA 225	CHERRY POINT	A4D 2N	A1			13			
				*		13*			
SUB 1	CHERRY POINT	A4D 2	D5	3					
				3*		*			
VMA 242	CHERRY POINT	A4D 2	A1			4			
		A4D 2N	A1			15			
		A4D 2N	B	3					
				3*		19*			
VMA 331	BEAUFORT	A4D 2	A1			22			
		A4D 2	B	3					
		A4D 2	D5	2					
				5*		22*			
VMA 332	CHERRY POINT	A4D 2N	A1			19			
		A4D 2N	D5	1					
				1*		19*			
VMA 533	CHERRY POINT	A4D 2	A1			20			
		A4D 2	B	3					
				3*		20*			
~~MARINE COMPOSITE PHOTOGRAPHIC SQDNS~~									
VMCJ 2	CHERRY POINT	F8U 1P	A1			9			
		F8U 1P	B	2					
		F3D 2Q	A1			6			
				2*		15*			
MARINE TRANSPORT SQDNS									
VMR/VMGR 252	CHERRY POINT	R4Q 2	A2			20			
		R4Q 2	B	3					
				3*		20*			
VMR 353	CHERRY POINT	R4Q 2	A2			9			
				*		9*			
MARINE HELICOPTER TRANSPORT SQDNS									
HMRL 264	NEW RIV JAX	HUS 1	A1			21			
				*		21*			
SUB 1	NEW RIV JAX	HUS 1	A1			20			
				*		20*			
HMRL 262	NEW RIV JAX	HUS 1	A1			14			
				*		14*			
SUB 2	ABD LSD 32	HUS 1	A1			6			
				*		6*			
HMRL 263	NEW RIV JAX	HRS 3	A1			2			
		HRS 3	B	1					
		HUS 1	A1			20			
				1*		22*			
HMRM 461	ABD CHMPLAIN	HR2S 1	A1			13			
				*		13*			
MARINE OBSERVATION SQDNS									
VMO 1	NEW RIV JAX	OE 2	A1			6			
		OE 1	A1			3			
		OE 1	B	1					
		HOK 1	A1			9			
		HOK 1	B	1					
				2*		18*			
OPERATIONAL TEST AND EVALUATION FORCE									
VX 1	KEY WEST	S2F 3	A9			2			
		S2F 2	G5	1					
		S2F 1	A9			1			
		S2F 1S	A9			1			
		S2F 1S	D5	1					
		P2V 7S	A9			3			
		P2V 7S	D5	1					
		P5M 2S	A9			1			
		SNB 5	A9			1			
		HSS 1	A9			3			
				3*		12*			
VX 6	QUONSET PNT	P2V 7	A8			2			
		R7V 1	A8			1			
		C 130BL	A8			2			
		C 130BL	D5	2					
		R4D 8	A8			1			
		R4D 8	B	1					
		UC 1	A8			1			
		UC 1	B	3					
		HSS 1	A8			1			
		HUS 1A	B	3					
		HUS 1A	FA	1					
				10*		8*			

DECLASSIFIED

CONFIDENTIAL

TOTAL PROGRAM & NON-PROGRAM AIRCRAFT

TABLE 2

LOCATION OF AIRCRAFT INVENTORY AND PLANNED OPERATING ASSIGNMENTS

BY COMMAND AND UNIT

LANT UNIT	LOCATION	MODEL	INVENTORY STATUS	INVENTORY NO. ON BOARD POOL	INVENTORY NO. ON BOARD OPERATING	PLANNED OPERATING ASSIGNMENTS 30 JUN 1961	PLANNED OPERATING ASSIGNMENTS 30 SEP 1961	PLANNED OPERATING ASSIGNMENTS 31 DEC 1961	PLANNED OPERATING ASSIGNMENTS 31 MAR 1962
FLEET UTILITY AND DRONE CONTROL SQDNS									
VU 2	OCEANA	FJ 3	A8		4				
		FJ 3	B	2					
		FJ 3M	A8		6				
				2*	10*				
DET A	QUONSET PNT	JD 1	A8		3				
				*	3*				
VU 4	OCEANA	FJ 3	A8		1				
		FJ 3M	A8		9				
		FJ 3M	B	2					
		JD 1	A8		2				
		JD 1	HF	1					
				3*	12*				
VU 8	ROOSEVLT RDS	FJ 3D2	A1		7				
		FJ 3D2	B	2					
		P2V 5FD	A8		1				
		P2V 5FD	G4	1					
		T 28BD	A2		2				
		HSS 1	A2		1				
		HUS 1A	A8		1				
		F9F 6K2	A8		6				
		F9F 6K2	B	1					
		F9F 6K	A8		4				
				4*	22*				
VU 10	GTMO BAY	FJ 3M	A8		7				
		FJ 3M	B	2					
		JD 1	A8		3				
				2*	10*				
DET	JACKSONVILLE	JD 1	A8		2				
				*	2*				
FLEET BASES OVERSEAS									
NAVSTA	ARGENTIA	R5D 5	G6	1					
		R5D 3	A2		1				
		UF 1	A2		1				
		SNB 5	A2		1				
		HRS 3	A2		1				
		HUS 1A	A2		1				
				1*	5*				
NAVSTA	BERMUDA	UF 2	A2		1				
				*	1*				
NAF W MALLING	KENT	R4D 8	A2		2				
		R4D 5	A2		1				
		R4Y 1	A2		1				
		SNB 5	A6		3				
				*	7*				
NAF	NAPLES	F8U 1	I9	1					
		F3H 2	HF	1					
		A4D 2	HF	1					
		AD 6	G6	1					
		AD 5	A2		1				
		R5D 3Z	A2		1				
		R4D 8	A2		1				
		R4D 8	A8		1				
		R4Y 1	A2		1				
		SNB 5	A6		5				
		HUP 3	A8		1				
				4*	11*				
NAF	SIGONELLA	R4D 8	A2		1				
		UF 2	A2		1				
		SNB 5	A2		1				
				*	3*				
NAF	LAJES	UF 2	A2		1				
				*	1*				
NAVSTA	KEFLAVIK	R5D 5	A2		1				
				*	1*				
HDQTRS CMEF	DHAHRAN AFB	R5D 1Z	A8		1				
				*	1*				
NAS	PORT LYAUTEY	R4D 6	A8		1				
		UF 2	A2		1				
		SNB 5	A6		2				
		HUP 3	A8		1				
				*	5*				
NAVSTA	ROTA	F8U 2	B	1					
		F8U 2	H5	1					
		F3H 2	H5	1					
		F4D 1	H5	2					
		A4D 2	G5	1					
		A4D 2	H5	2					
		A4D 2N	H5	2					
		AD 6	B	2					
		AD 5Q	B	1					
		R4D 8	A2		1				
		R4D 6	A2		1				
		SNB 5	A6		3				
		HUP 3	A2		1				
				13*	6*				
FIRST NAVAL DISTRICT									
NAS	QUONSET PNT	SNB 5	B	2					
				2*	*				
FIFTH NAVAL DISTRICT									
NAS OCEANA	OCEANA	F8U 1	B	4					
				4*	*				
SIXTH NAVAL DISTRICT									
NAS JAX	JACKSONVILLE	F4D 1	D5	9					
		HSS 1NX	G4	5					
				14*	*				
TENTH NAVAL DISTRICT									
NAVSTA	TRINIDAD	UF 1	A8		1				
				*	1*				
NAS GTMO BAY	GTMO BAY	R4D 6	A2		1				
		UF 2	A2		1				
		UF 1	A2		1				
		SNB 5	A6		1				
		T 34B	A8		1				
		HRS 3	A2		2				
				*	7*				
NAVSTA	ROOSEVLT RDS	R4D 8	A2		1				
		UF 1	A8		2				
		SNB 5	A6		1				
		HRS 3	I9	1					
				1*	4*				

CONFIDENTIAL

TOTAL PROGRAM & NON-PROGRAM AIRCRAFT

DECLASSIFIED

TABLE 2

LOCATION OF AIRCRAFT INVENTORY AND PLANNED OPERATING ASSIGNMENTS

BY COMMAND AND UNIT

LANT UNIT	LOCATION	MODEL	INVENTORY STATUS	INVENTORY NO. ON BOARD POOL	INVENTORY NO. ON BOARD OPERATING	PLANNED OPERATING ASSIGNMENTS 30 JUN 1961	30 SEP 1961	31 DEC 1961	31 MAR 1962
FIFTEENTH NAVAL DISTRICT									
COM FIFTEEN	PANAMA	R4Y 1	A2		1				
				*	1*				
CV AND AV UTILITY AIRCRAFT									
CVS 9 ESSEX	QUONSET PNT	TF 1	A2		1				
				*	1*				
CVA 11 INTREPD	NORFOLK	TF 1	A2		2				
				*	2*				
CVS15 RANDOLPH	NORFOLK	TF 1	A2		1				
				*	1*				
LPH 4 BOXER	NORFOLK	HUS 1	A2		1				
				*	1*				
CVS 36 ANTETAM	PENSACOLA	TF 1	A6		1				
				*	1*				
CVS 39 CHMPLAN	QUONSET PNT	TF 1	A2		1				
				*	1*				
CVA 38 SHANGRL	MAYPORT	TF 1	A2		1				
				*	1*				
CVA 42 FDR	MAYPORT	AD 5	A1		1				
		TF 1	A8		1				
				*	2*				
CVA 59 FORSTAL	NORFOLK	TF 1	A2		1				
				*	1*				
CVA 60 SARATOG	MAYPORT	TF 1	A2		1				
		TF 1	D5	1					
				1*	1*				
CVS 45 VALYFRG	NORFOLK	TF 1	A2		1				
				*	1*				
CVS 18 WASP	BOSTON	TF 1	A2		1				
				*	1*				
CVA 62 INDPEND	NORFOLK	TF 1	A2		1				
				*	1*				
CVA 63 KITTYHW	CAMDEN	TF 1	A8		1				
				*	1*				
CVA 64 CONSTEL	NEW YORK	TF 1	A8		1				
				*	1*				
MARINE AIR FMF & FORCE AVIATION HDQTR SQDNS									
HS FMFLNT	NORFOLK	R5D 5R	A2		1				
		R4Y 1	A2		1				
		F9F 8T	A6		2				
		SNB 5	A6		2				
				*	6*				

LANT UNIT	LOCATION	MODEL	INVENTORY STATUS	INVENTORY NO. ON BOARD POOL	INVENTORY NO. ON BOARD OPERATING	PLANNED OPERATING ASSIGNMENTS 30 JUN 1961	30 SEP 1961	31 DEC 1961	31 MAR 1962
MARINE FLEET TRAINING SQDNS									
VMT 1	CHERRY POINT	F9F 8T	A2		20				
		F9F 8T	D5	1					
				1*	20*				
NAVAL ATTACHES AND MISSIONS LANT									
ATT ATHENS	GREECE	UF 2	A8		1				
				*	1*				
ATT CAIRO	EGYPT	R4D 6	A8		1				
				*	1*				
ATT MEXICO CTY	MEXICO	R4D 6	A8		1				
				*	1*				
ATT NEW DELHI	INDIA	R4D 6	A8		1				
				*	1*				
ATT OSLO	NORWAY	UF 2	A8		1				
				*	1*				
ATT PRETORIA	SO AFRICA	R4D 6	A8		1				
				*	1*				
ATT TEHRAN	IRAN	R4D 6	A8		1				
				*	1*				
MISSION ANKARA	TURKEY	R4D 5	A2		1				
				*	1*				
MISSION BOGOTA	COLOMBIA	R4D 5	A8		1				
				*	1*				
MISSION PTAUPR	HAITI	HRS 3	A8		1				
				*	1*				
MISSION LIMA	PERU	R4D 5	A2		1				
				*	1*				
MISSION QUITO	ECUADOR	R4D 6	A8		1				
				*	1*				
MISSION RIO DJ	BRAZIL	R4D 6R	A8		1				
				*	1*				
MISSION VLPRSO	CHILE	R4D 6	A8		1				
				*	1*				
MISSION CARACA	VENZUELA	SNB 5	A6		1				
				*	1*				
NAV ADV GROUP	BUENOS AIRES	R4D 5	A8		1				
				*	1*				
TOTAL				306	1943				
PROGRAM				305	1933				
NON PROGRAM #				1	10				

See Glossary. Operating includes aircraft reported in "A" number status. Pool includes aircraft reported in other than "A" status.

DECLASSIFIED

CONFIDENTIAL

TABLE 2

LOCATION OF AIRCRAFT INVENTORY AND PLANNED OPERATING ASSIGNMENTS

BY COMMAND AND UNIT

PAC UNIT	LOCATION	MODEL	STATUS	INVENTORY NO. ON BOARD POOL	INVENTORY NO. ON BOARD OPERATING	PLANNED OPERATING ASSIGNMENTS 30 JUN 1961	30 SEP 1961	31 DEC 1961	31 MAR 1962
CARRIER AIR GROUPS									
CVG 2									
VA 23	ABD MIDWAY	A4D 2	A1			10			
		A4D 2	H6	1					
				1*		10*			
VF 24	ATSUGI	F8U 2	A1			13			
		F8U 2	G6	1					
				1*		13*			
VA 22	ABD MIDWAY	A4D 2	A1			12			
				*		12*			
VF 21	ABD MIDWAY	F9H 2	A1			12			
		F9H 2	G6	1					
				1*		12*			
VA 25	ABD MIDWAY	AD 7	A1			12			
				*		12*			
VAH 8	ABD MIDWAY	A3D 2	A1			8			
		A3D 2	G6	1					
				1*		8*			
CVG 5									
VF 51	ABD TICNDRGA	F8U 1	A1			11			
		F8U 1	HF	1					
				1*		11*			
VA 52	ABD TICNDRGA	AD 6	A1			11			
		AD 6	G5	1					
				1*		11*			
VF 53	ABD TICNDRGA	F9H 2	A1			12			
				*		12*			
~~VA 55~~	~~ABD TICNDRGA~~	~~A4D 2~~	~~A1~~			~~12~~			
				*		12*			
VA 56	ABD TICNDRGA	A4D 2	A1			12			
				*		12*			
VAH 4	WHDBY ISLAND	A3D 2	A1			6			
		A3D 2	D5	3					
		A3D 2	G5	3					
				6*		6*			
CVG 9									
VF 91	ALAMEDA	F8U 2	A1			12			
		F8U 2	D5	7					
				7*		12*			
VF 92	ALAMEDA	F9H 2	A1			12			
		F9H 2	D5	2					
				2*		12*			
VA 93	ALAMEDA	A4D 2N	A1			12			
		A4D 2N	B	1					
				1*		12*			
VA 94	ALAMEDA	A4D 2	B	1					
		A4D 2N	A1			12			
		A4D 2N	B	1					
				2*		12*			
VA 95	ALAMEDA	AD 7	A1			12			
		AD 7	B	1					
		AD 5	B	1					
				2*		12*			
VAH 6	WHDBY ISLAND	A3D 2	A1			12			
		A3D 2	G5	1					
				1*		12*			
CVG 11									
VF 111	MIRAMAR	F8U 2N	A1			14			
				*		14*			
VA 112	MIRAMAR	A4D 2	A1			4			
		A4D 2	D5	4					
		A4D 2N	A1			12			
				4*		16*			
VA 113	MIRAMAR	A4D 2	D5	4					
		A4D 2N	A1			12			
				4*		12*			
VF 114	MIRAMAR	F9H 2	A1			3			
		F9H 2	D5	3					
				3*		3*			
VA 115	MIRAMAR	AD 7	A1			5			
		AD 6	A1			10			
				*		15*			

Planned Assignments of Table 2 are omitted from this issue, except for NABS, pending program review.

PAC UNIT	LOCATION	MODEL	STATUS	INVENTORY NO. ON BOARD POOL	INVENTORY NO. ON BOARD OPERATING	PLANNED OPERATING ASSIGNMENTS 30 JUN 1961	30 SEP 1961	31 DEC 1961	31 MAR 1962
RCVG 12									
VF 121	MIRAMAR	F3H 2	A4			24			
		F3H 2	D5	10					
		F3H 2	G6	2					
		F4H 1F	A4			10			
		F4H 1F	B	1					
		F9F 8T	A4			1			
		F9F 8T	B	3					
		F3D 2T2	A4			7			
		F3D 2T2	B	1					
				17*		42*			
VA 122	SAN DIEGO	AD 7	A4			2			
		AD 6	A4			17			
		AD 5	A4			2			
		T 28B	A4			8			
				*		29*			
VF 124	MOFFETT FLD	F8U 2	A4			7			
		F8U 2	D5	3					
		F8U 1	A4			12			
		F8U 1	D5	3					
		F8U 1E	A4			6			
		F8U 1E	D5	1					
		F8U 2N	A4			13			
		F9F 8T	A4			27			
		F9F 8T	D5	2					
				9*		65*			
VA 125	MOFFETT FLD	A4D 2	A1			4			
		A4D 2N	A4			9			
		A4D 2N	D5	7					
		A4D 2N	G5	7					
		A4D 1	A1			1			
		A4D 1	A4			10			
		A4D 1	D5	4					
		A4D 1	G6	1					
		A4D 1	HF	1					
		AD 5	A4			2			
				20*		26*			
VA 126	MIRAMAR	A4D 2	B	1					
		A4D 1	A4			16			
		A4D 1	B	5					
		A4D 1	D5	1					
		FJ 4B	A4			9			
		FJ 4B	B	2					
		FJ 4B	D5	2					
		F9F 8T	A4			20			
		F9F 8T	D5	1					
		F9F 8T	G6	1					
				13*		45*			
VAH 123	WHDBY ISLAND	A3D 2P	B	1					
		A3D 2T	A4			4			
		A3D 2T	B	1					
		A3D 2T	D5	1					
		A3D 2	B	2					
		A3D 1	A4			8			
		A3D 1	D5	3					
		A3D 1	G6	1					
		F9F 8T	A4			4			
		F9F 8T	D5	1					
				10*		16*			
CVG 14									
VF 141	MIRAMAR	F3H 2	A1			13			
		F3H 2	G5	1					
				1*		13*			
VF 142	MIRAMAR	F8U 2	A1			12			
		F8U 2	D5	1					
		F8U 2	HF	1					
				2*		12*			
VA 144	MIRAMAR	FJ 4B	A1			12			
		FJ 4B	D5	3					
				3*		12*			
VA 145	MIRAMAR	AD 6	A1			10			
		AD 6	G5	1					
				1*		10*			
VA 146	MIRAMAR	FJ 4B	A1			11			
		FJ 4B	D5	4					
				4*		11*			
VAH 4 E	ABD RICHARD	A3D 2	A1			2			
		A3D 2	G6	1					
				1*		2*			

CONFIDENTIAL

TOTAL PROGRAM & NON-PROGRAM AIRCRAFT

DECLASSIFIED

TABLE 2

LOCATION OF AIRCRAFT INVENTORY AND PLANNED OPERATING ASSIGNMENTS

BY COMMAND AND UNIT

PAC UNIT	LOCATION	MODEL	INVENTORY STATUS	INVENTORY NO. ON BOARD POOL	INVENTORY NO. ON BOARD OPERATING	PLANNED OPERATING ASSIGNMENTS 30 JUN 1961	PLANNED OPERATING ASSIGNMENTS 30 SEP 1961	PLANNED OPERATING ASSIGNMENTS 31 DEC 1961	PLANNED OPERATING ASSIGNMENTS 31 MAR 1962
CVG 15									
VF 151	MOFFETT FLD	F3H 2	A1		12				
				*	12*				
VA 152	MOFFETT FLD	AD 6	A1		12				
				*	12*				
VA 153	MOFFETT FLD	A4D 2	A1		8				
				*	8*				
VF 154	MOFFETT FLD	F8U 1E	A1		7				
		F8U 1E	HF	1					
				1*	7*				
VA 155	MOFFETT FLD	A4D 2	A1		10				
				*	10*				
VAH 2	WHDBY ISLAND	A3D 2	A1		9				
		A3D 2	G5	1					
				1*	9*				
CVG 19									
VF 191	ABD RICHARD	F8U 1	A1		8				
		F8U 1	G5	2					
		F8U 1	HF	1					
				3*	8*				
VA 192	ABD RICHARD	A4D 2N	A1		11				
		A4D 2N	EV	1					
				1*	11*				
VF 193	ABD RICHARD	F3H 2	A1		10				
		F3H 2	B	1					
		F3H 2	G5	1					
				2*	10*				
VA 195	ABD RICHARD	A4D 2N	A1		12				
				*	12*				
VA 196	ABD RICHARD	AD 6	A1		12				
				*	12*				
VAH 4 B	ABD TICNDRGA	A3D 2	A1		3				
				*	3*				
CVG 21									
VF 211	ABD LEXINGTN	F8U 1	A1		12				
				*	12*				
VA 212	ABD LEXINGTN	FJ 4B	A1		9				
		FJ 4B	HF	1					
				1*	9*				
VF 213	ABD LEXINGTN	F3H 2	A1		11				
		F3H 2	F5	2					
				2*	11*				
VA 215	ABD LEXINGTN	AD 6	A1		12				
				*	12*				
VA 216	ABD LEXINGTN	FJ 4B	A1		12				
				*	12*				
VAH 4 L	ABD LEXINGTN	A3D 2	A1		3				
				*	3*				
COMPOSITE PHOTOGRAPHIC SQDNS									
VCP 61	AGANA	F8U 1P	A1		3				
		F8U 1P	C9	3					
		F8U 1P	D5	2					
		A3D 2P	A1		5				
		A3D 2P	D5	2					
		F9F 8T	A4		1				
		F9F 8T	D5	1					
				8*	9*				
DET E	ABD RICHARD	F8U 1P	A1		3				
				*	3*				
VCP 63	MIRAMAR	F8U 1P	A1		11				
		F8U 1P	B	1					
		F8U 1P	D5	3					
		A3D 2P	A1		3				
		A3D 2P	D5	1					
		F9F 8T	B	2					
				7*	14*				
VCP 63 A	ATSUGI	F8U 1P	A1		3				
				*	3*				
L	ABD LEXINGTN	F8U 1P	A1		6				
				*	6*				
M	ABD RANGER	F8U 1P	A1		3				
				*	3*				
AIR EARLY WARNING SQDNS									
VAW 11	SAN DIEGO	AD 5Q	A1		6				
		TF 1Q	A1		1				
		TF 1Q	D5	1					
		WF 2	A1		14				
		WF 2	D5	5					
		AD 5W	A1		9				
				6*	30*				
DET A	ATSUGI	WF 2	A1		3				
				*	3*				
DET E	ABD RICHARD	AD 5Q	A1		2				
		WF 2	A1		3				
				*	5*				
DET R	ABD KEARSGE	AD 5W	A1		5				
				*	5*				
DET T	SAN DIEGO	AD 5W	A1		4				
				*	4*				
VAW 13	AGANA	AD 5Q	A1		6				
		WF 2	A1		2				
		WF 2	B	3					
		WF 2	C9	1					
				4*	8*				
DET B	ATSUGI	AD 5Q	A1		2				
		WF 2	G6	3					
				3*	2*				
INTERCEPTOR SQDN									
VFAW 3	SAN DIEGO	F4D 1	A1		25				
		F4D 1	D5	3					
		F4D 1	G5	2					
				5*	25*				
FLEET AIR RECONNAISSANCE SQDNS									
VQ 1	ATSUGI	A3D 2Q	A1		7				
		A3D 2Q	D5	1					
		A3D 2Q	G5	1					
		WV 2Q	A1		4				
		F9F 8T	A4		1				
		F9F 8T	D5	1					
				3*	12*				
CARRIER ANTI SUBMARINE GROUPS									
CVSG 53									
VS 21	ABD KEARSGE	S2F 1	A1		2				
		S2F 1S	A1		9				
				*	11*				
VS 29	ABD KEARSGE	S2F 1	A1		2				
		S2F 1S	A1		8				
		S2F 1S	G5	1					
				1*	10*				
HS 6	ABD KEARSGE	HSS 1	A1		10				
		HSS 1N	A1		6				
				*	16*				

DECLASSIFIED

[redacted]

TABLE 2

TOTAL PROGRAM & NON-PROGRAM AIRCRAFT

LOCATION OF AIRCRAFT INVENTORY AND PLANNED OPERATING ASSIGNMENTS

BY COMMAND AND UNIT

PAC UNIT	LOCATION	MODEL	INVENTORY: STATUS	INVENTORY: NO. ON BOARD: POOL	INVENTORY: NO. ON BOARD: OPERATING	PLANNED OPERATING ASSIGNMENTS: 30 JUN 1961	PLANNED OPERATING ASSIGNMENTS: 30 SEP 1961	PLANNED OPERATING ASSIGNMENTS: 31 DEC 1961	PLANNED OPERATING ASSIGNMENTS: 31 MAR 1962
CVSG 59									
VS 39	SAN DIEGO	S2F 1	A1		5				
		S2F 1S	A1		5				
		S2F 1S	D5	2					
				2*	10*				
VS 38	SAN DIEGO	S2F 1	A1		5				
		S2F 1S	A1		5				
		S2F 1S	D5	3					
				3*	10*				
HS 8	REAM FIELD	HSS 1	A1		10				
		HSS 1N	A1		5				
		HSS 1NX	B	3					
				3*	15*				
CVSG 55									
VS 23	LOS ALAMITOS	S2F 1	A1		3				
		S2F 1	B	1					
		S2F 1S	A1		7				
				1*	10*				
VS 25	LOS ALAMITOS	S2F 1	A1		4				
		S2F 1	B	1					
		S2F 1S	A1		6				
		S2F 1S	B	1					
				2*	10*				
HS 4	REAM FIELD	HSS 1N	A1		16				
				*	16*				
CVSG 57									
VS 35	LOS ALAMITOS	S2F 1	A1		7				
		S2F 1S	A1		1				
		S2F 1S	D5	2					
		S2F 1S1	A1		1				
				2*	9*				
VS 37	LOS ALAMITOS	S2F 3	A1		1				
		S2F 1	A1		7				
		S2F 1	D5	1					
		S2F 1S	A1		2				
		S2F 1S	D5	1					
				2*	10*				
HS 2	REAM FIELD	HSS 1	A1		5				
		HSS 1N	A1		3				
		HSS 1N	G6	1					
		HSS 1NX	A1		1				
		HSS 1NX	G4	3					
				4*	9*				
RCVSG 51									
VS 41	SAN DIEGO	S2F 3	A1		2				
		S2F 2	A1		1				
		S2F 1	A1		7				
		S2F 1S	A1		1				
		S2F 1S1	A1		1				
				*	12*				
HS 10	REAM FIELD	HSS 1	A1		3				
		HSS 1N	A1		4				
		HSS 1NX	G4	3					
				3*	7*				
PATROL SQDNS LAND PLANE									
VP 1	WHDBY ISLAND	P2V 7S	A1		11				
		P2V 7S	B	1					
		P2V 7S	D5	3					
				4*	11*				
VP 2	KODIAK	P2V 7S	A1		11				
		P2V 7S	B	1					
				1*	11*				
VP 4	NAHA	P2V 5FS	A1		12				
		P2V 5FS	B	1					
				1*	12*				
VP 6	BARBERS PNT	P2V 5FS	A1		11				
		P2V 5FS	B	1					
		P2V 5FS	D5	2					
				3*	11*				
VP 9	ALAMEDA	P2V 7S	A1		10				
		P2V 7S	D5	3					
				3*	10*				
VP 17	WHDBY ISLAND	P2V 7S	A1		11				
		P2V 7S	B	2					
				2*	11*				
VP 19	ALAMEDA	P2V 7S	A1		11				
		P2V 7S	B	1					
		P2V 7S	D5	3					
				4*	11*				
VP 22	BARBERS PNT	P2V 5FS	A1		11				
				*	11*				
VP 28	IWAKUNI	P2V 5FS	A1		11				
		P2V 5FS	B	1					
		P2V 5FS	D5	1					
				2*	11*				
VP 46	SAN DIEGO	P2V 5FS	A1		6				
		P5M 1S	A1		3				
				*	9*				
PATROL SQDNS SEA PLANE									
VP 40	SANGLEY PNT	P5M 2S	A1		9				
		P5M 1	A1		2				
				*	11*				
VP 42	SAN DIEGO	P5M 2S	A1		7				
		P5M 1	A1		1				
		P5M 1S	A1		2				
				*	10*				
VP 47	WHDBY ISLAND	P5M 2S	A1		7				
				*	7*				
VP 48	SAN DIEGO	P5M 2S	A1		8				
		P5M 1S	A1		1				
				*	9*				
VP 50	IWAKUNI	P5M 2S	A1		9				
		P5M 2S	G5	1					
		P5M 2S	G6	1					
				2*	9*				
REPLACEMENT PATROL SQUADRON									
VP 31	SAN DIEGO	P2V 7S	A1		6				
		P2V 5FS	A1		5				
		P5M 2S	A1		3				
		P5M 1	A1		2				
		R5D 5Z	A8		1				
		R5D 2Z	A8		1				
				*	18*				
FLEET AIR EARLY WARNING SQDNS									
VW 1	AGANA	WV 2	A2		8				
		WV 2	D6	1					
		R7V 1	A5		1				
				1*	9*				
BARRIER SQUADRONS DISTANT WARNING									
AEWBARRONPAC	BARBERS PNT	WV 2	A2		23				
		WV 2	D6	8					
		R7V 1	A5		5				
				8*	28*				
HELICOPTER UTILITY SQDNS									
HU 1	REAM FIELD	HRS 3	A2		4				
		HUS 1A	A2		3				
		HUL 1	A2		4				
		HUP 3	A2		12				
		HUP 2	A2		2				
		HTL 7	A2		1				
				*	26*				
DET 1	ATSUGI	HUP 3	A2		2				
		HUP 2	A2		1				
				*	3*				
UNT A	ABD MIDWAY	HUP 3	A2		2				
				*	2*				
UNT B	ABD TICNDRGA	HUP 3	A2		2				
				*	2*				
~~UNT E~~	~~ABD RICHARD~~	HUP 3	A2		2				
				*	2*				

[redacted]

TOTAL PROGRAM & NON-PROGRAM AIRCRAFT

TABLE 2

LOCATION OF AIRCRAFT INVENTORY AND PLANNED OPERATING ASSIGNMENTS

DECLASSIFIED

BY COMMAND AND UNIT

PAC UNIT	LOCATION	MODEL	INVENTORY STATUS	INVENTORY NO. ON BOARD POOL	INVENTORY NO. ON BOARD OPERATING	PLANNED OPERATING ASSIGNMENTS 30 JUN 1961	30 SEP 1961	31 DEC 1961	31 MAR 1962
HU 1 D 1 UNT L	ABD LEXINGTN	HUP 2	A2		3				
				*	3*				
UNIT 2 61	ABD ESTES	HUL 1	A2		1				
				*	1*				
UNT 3	ABD CARTER H	HUP 3	A2		1				
				*	1*				
UNT 5	ABD ST PAUL	HUP 2	A2		1				
				*	1*				
FLEET TACTICAL SUPPORT SQDNS									
VR 21	BARBERS PNT	R6D 1	A2		12				
		R6D 1Z	A2		2				
		R5D 2Z	A2		1				
				*	15*				
DET	ALAMEDA	R4Y 1	A2		3				
		TF 1	A2		4				
				*	7*				
DET	ATSUGI	R5D 2Z	A2		1				
		TF 1	A2		6				
		TF 1	B	1					
		TF 1	D5	1					
				2*	7*				
MARINE HEADQUARTERS SQDNS									
MARS 17	IWAKUNI	R5D 3	A2		1				
		R5D 3	D3	1					
		R5D 2	A2		1				
		R4D 8	A2		3				
		F9F 8T	A6		4				
		F9F 8T	D5	1					
		SNB 5	A4		2				
		SNB 5	B	1					
		HRS 3	A2		1				
		HRS 3	G6	1					
				4*	12*				
H&MS 11	ATSUGI	F4D 1	D5	2					
		R4D 8	A2		1				
		F9F 8T	A4		2				
		F9F 8T	D5	1					
				3*	3*				
H&MS 12	CUBI PNT	A4D 2	B	6					
		R4D 8	A2		1				
		F9F 8T	A4		2				
		F9F 8T	D5	1					
				7*	3*				
H&MS 13	KANEOHE	F8U 1	B	3					
		F8U 1	D5	1					
		F8U 1E	B	1					
		FJ 4B	B	3					
		FJ 4B	C9	1					
		FJ 4B	D5	1					
		R5D 4R	A2		1				
		R4D 6	A2		1				
		F9F 8T	A4		2				
		HRS 3	A2		3				
		HUS 1	B	1					
				11*	7*				
H&MS 15	EL TORO	A4D 2N	B	2					
		FJ 4B	B	5					
		FJ 4B	D5	4					
		R4D 5	A2		1				
		F9F 8T	A4		2				
				11*	3*				
H&MS 16	FUTEMA	R4D 8	A2		1				
				*	1*				
MARS 37	EL TORO	FJ 4B	B	6					
		R5D 5	A2		1				
		R4D 8	A2		2				
		R4D 6	A2		1				
		R4D 6	B	1					
		R4D 5	A2		1				
		F9F 8T	A6		3				
		F9F 8T	D5	1					
		SNB 5	B	1					
				9*	8*				
H&MS 33	EL TORO	R4D 6	A2		1				
		F9F 8T	A4		2				
		F9F 8T	D5	1					
				1*	3*				
MARINE FIGHTER SQDNS									
VMF 232	KANEOHE	F8U 1E	A1		18				
		F8U 1E	C9	1					
		F8U 1E	D5	1					
				2*	18*				
VMF 312	CUBI PNT	F8U 1E	A1		19				
		F8U 1E	B	2					
				2*	19*				
VMF 323	EL TORO	F8U 2	A1		2				
		F8U 1	A1		17				
		F8U 1	B	4					
		F8U 1	D5	1					
		F8U 1	G6	1					
				6*	19*				
VMF 451	EL TORO	F8U 2	A1		19				
		F8U 2	D5	4					
				4*	19*				
MARINE ALL WEATHER FIGHTER SQDNS									
VMFAW 115	ATSUGI	F4D 1	A1		19				
		F4D 1	D5	4					
		F4D 1	G6	1					
				5*	19*				
VMFAW 314	ATSUGI	F4D 1	A1		20				
		F4D 1	B	1					
		~~F4D 1~~	~~B5~~	~~1~~					
				5*	20*				
VMFAW 334	EL TORO	F8U 1	B	1					
		F8U 1	D5	1					
		F8U 2N	A1		20				
				2*	20*				
VMFAW 513	EL TORO	F4D 1	A1		18				
		F4D 1	D5	2					
				2*	18*				
VMFAW 542	EL TORO	F4D 1	A1		16				
		F4D 1	D5	3					
		F4D 1	G6	1					
				4*	16*				
MARINE ATTACK SQDNS									
VMA 121	EL TORO	A4D 2N	A1		20				
		A4D 2N	B	1					
				1*	20*				
VMA 211	EL TORO	A4D 2N	A1		16				
		A4D 2N	D5	7					
				7*	16*				
VMA 212	KANEOHE	FJ 4B	A1		20				
				*	20*				
VMA 214	KANEOHE	FJ 4B	A1		17				
		FJ 4B	D5	3					
				3*	17*				

TOTAL PROGRAM & NON-PROGRAM AIRCRAFT

TABLE 2

LOCATION OF AIRCRAFT INVENTORY AND PLANNED OPERATING ASSIGNMENTS

DECLASSIFIED

BY COMMAND AND UNIT

PAC UNIT	LOCATION	MODEL	INVENTORY: STATUS	INVENTORY: NO. ON BOARD: POOL	INVENTORY: NO. ON BOARD: OPERATING	PLANNED OPERATING ASSIGNMENTS: 30 JUN 1961	30 SEP 1961	31 DEC 1961	31 MAR 1962
VMA 223	EL TORO	A4D 2N	A1		20				
		A4D 2N	B	1					
		A4D 2N	G6	1					
				2*	20*				
VMA 311	ABD MIDWAY	A4D 2	A1		20				
		A4D 2	C9	5					
		A4D 2	G6	1					
				6*	20*				
VMA 324	ATSUGI	A4D 2	A1		20				
		A4D 2	G6	1					
				1*	20*				
MARINE COMPOSITE PHOTOGRAPHIC SQDNS									
VMCJ 1	CUBI PNT	F8U 1P	A1		6				
		F8U 1P	B	1					
		F8U 1P	D5	2					
		F3D 2Q	A1		6				
		F3D 2Q	D5	1					
				4*	12*				
VMCJ 3	EL TORO	F8U 1P	A1		12				
		F8U 1P	D5	2					
		F3D 2Q	A1		9				
				2*	21*				
MARINE TRANSPORT SQDNS									
VMR 253	IWAKUNI	R5D 3	A2		5				
		R5D 3	B	1					
		R5D 2	A2		3				
		R4D 2	A2		4				
		R4Q 2	B	2					
				3*	16*				
VMGR 252	EL TORO	R5D 3	A2		8				
		GV 1	A2		5				
				*	13*				
MARINE HELICOPTER TRANSPORT SQDNS									
HMRL 161	FUTEMA	HUS 1	A1		24				
				*	24*				
HMRL 162	ABD THETS BY	HUS 1	A1		24				
				*	24*				
HMRL 163	FUTEMA	HUS 1	A1		3				
				*	3*				
HMRL 361	SANTA ANA	HUS 1	A1		24				
				*	24*				
HMRL 362	FUTEMA	HUS 1	A1		22				
				*	22*				
HMRL 363	EL TORO	HUS 1	A1		16				
				*	16*				
HMRM 462	SANTA ANA	HR2S 1	A1		13				
				*	13*				
MARINE OBSERVATION SQDNS									
VMO 2	SUKIRON	OE 1	A2		10				
		HOK 1	A2		12				
		HOK 1	B	1					
				1*	22*				
VMO 6	CAMP PENDLET	OE 2	A1		10				
		OE 2	HF	1					
		HOK 1	A1		10				
				1*	20*				
OPERATIONAL TEST AND EVALUATION FORCE									
VX 4	POINT MUGU	F8U 1	A9		2				
		F8U 2N	A9		4				
		F3H 2	A9		1				
		F3H 2	D5	1					
		F4D 1	A9		1				
		A4D 2	A9		1				
		A4D 1	A9		1				
		F9F 8T	A9		1				
		SNB 5	A6		1				
				1*	12*				
VX 5	CHINA LAKE	A4D 2	A9		2				
		A4D 2N	A9		3				
		A4D 2N	G6	1					
		A4D 1H	[illegible]	1					
		FJ 4B	A9		3				
		F9F 8T	A6		1				
		SNB 5	A6		1				
				2*	10*				
FLEET UTILITY AND DRONE CONTROL SQDNS									
VU 1	BARBERS PNT	FJ 4	A8		4				
		FJ 4	B	1					
		F9F 6D	A8		1				
		FJ 3D	A8		6				
		FJ 3D	C9	1					
		FJ 3D	D5	2					
		FJ 3D	EN	1					
		FJ 3D2	A8		3				
		FJ 3D2	C9	1					
		F9F 5KD	A8		3				
		AD 5	A8		5				
		TV 2D	A8		3				
		SNB 5P	A8		1				
		HUP 2	A8		2				
				6*	28*				
VU 3	SAN DIEGO	FJ 3D2	A8		4				
		FJ 3D2	D5	1					
		P2V 5FD	A8		1				
		P2V 5FD	B	1					
		JD 1D	A8		4				
		F9F 8T	B	2					
				4*	9*				
VU 5	ATSUGI	FJ 4	A8		4				
		FJ 4	D5	1					
		JD 1	A8		4				
		F9F 8T	G6	1					
		SNB 5P	A8		1				
				2*	9*				
DET A	CUBI PNT	AD 5	A8		3				
		JD 1	A8		1				
				*	4*				
DET B	NAHA	FJ 3D2	A8		4				
		FJ 3D2	D5	1					
		F9F 5KD	A8		2				
		P2V 5FD	A8		1				
		P2V 5FD	B	1					
		SNB 5P	A8		1				
		HUS 1A	A8		2				
				2*	10*				
VU 7	SAN DIEGO	F8U 1	A8		4				
		F8U 1	D5	3					
		F8U 1	E5	2					
		FJ 4	A8		14				
		FJ 4	B	1					
		FJ 4	D5	4					
		R4D 5	A8		1				
		JD 1	A8		10				
		SNB 5P	A8		2				
				10*	31*				

[redacted]

TOTAL PROGRAM & NON-PROGRAM AIRCRAFT

TABLE 2

LOCATION OF AIRCRAFT INVENTORY AND PLANNED OPERATING ASSIGNMENTS

DECLASSIFIED

BY COMMAND AND UNIT

PAC UNIT	LOCATION	MODEL	STATUS	INVENTORY NO. ON BOARD POOL	INVENTORY NO. ON BOARD OPERATING	PLANNED OPERATING ASSIGNMENTS 30 JUN 1961	30 SEP 1961	31 DEC 1961	31 MAR 1962
FLEET BASES OVERSEAS									
NAS	AGANA	R5D 2	A2		1				
		R5D 2	B	1					
		UF 2	A2		3				
		UF 1	FA	1					
		SNB 5	A6		1				
		SNB 5	B	1					
		HRS 3	A2		2				
				3*	7*				
NAS	ATSUGI	F8U 2	B	1					
		F8U 1	B	3					
		F8U 1	D5	1					
		F3H 2	B	3					
		F9F 5KD	EJ	2					
		F3D 2Q	EJ	1					
		F3D 2Q	FA	1					
		A4D 2	B	3					
		AD 7	B	1					
		AD 6	B	1					
		R5D 3	A2		1				
		UF 1	A2		2				
		F9F 8T	A6		5				
		F9F 8T	D5	1					
		SNB 5	A2		1				
		SNB 5	A6		5				
		HRS 3	A2		2				
				18*	16*				
FAWPRA	ATSUGI	F8U 2	D5	1					
		F8U 1	D5	1					
		F8U 1	G6	1					
		F8U 1E	B	1					
		F8U 1E	G6	1					
		F3H 2	FE	1					
		A4D 2	B	2					
		A4D 2	D5	12					
		A4D 2	G6	1					
		FJ 4B	G6	3					
		OE 1	D1	1					
		R5D 3	D3	1					
		F9F 8T	C9	1					
		F9F 8T	D5	1					
		F9F 8T	G6	1					
		SNB 5	B	1					
		SNB 5	D1	4					
		HOK 1	D1	1					
		HUS 1	B	1					
		HUS 1	D1	2					
		HUS 1	G6	2					
		HUK 1	B	1					
		HUK 1	D1	2					
		HUS 1A	D1	1					
		HUP 2	D1	1					
				45*	*				
NAS CUBI PNT	CUBI PNT	F8U 1	HF	1					
		F8U 1E	HF	1					
		F3H 2	I9	1					
		AD 7	B	1					
		AD 6	B	1					
		UF 1	A2		1				
		F9F 8T	A6		2				
		F9F 8T	FE	1					
		SNB 5	A6		2				
		SNB 5	F1	1					
		SNB 5	G6	1					
		HUK 1	A2		2				
				8*	7*				
NAF	NAMA	UF 1	A2		2				
		SNB 5	A6		3				
				*	5*				
NAVSTA	SANGLEY PNT	R5D 2	A8		1				
		R4D 6	A8		2				
		SNB 5	A6		1				
		HUK 1	A2		1				
		HUK 1	FA	1					
				1*	5*				
COMUSTDC	TAIWAN	R4D 8Z	A2		1				
				*	1*				
DET A 7TH FLT	TAIWAN	TF 1	A8		1				
				*	1*				
COMNAVFORJAPAN	YOKOSUKA	R4D 8	A2		1				
				*	1*				
COMNAVFORKOREA	SEOUL	SNB 5	A8		2				
				*	2*				
NAVAL BASES AND NAVAL AIR STATIONS									
NAS WHDBY IS	WHDBY ISLAND	P2V 7S	B	4					
				4*	*				
NAS ALAMEDA	ALAMEDA	F3H 2	C9	2					
		F3D 2Q	C9	3					
		A4D 2	D5	6					
		A4D 2	G6	1					
		A4D 2N	C9	2					
		R4D 5	C9	1					
				15*	*				
NAS NORTH ISL	SAN DIEGO	F3H 2	D5	1					
		F3H 2	G6	1					
		AD 6	B	1					
		AD 6	G6	1					
		P5M 2S	G6	1					
		TF 1	B	1					
				6*	*				
NAS MIRAMAR	MIRAMAR	F8U 1	B	2					
		F8U 2N	B	1					
		F3H 2	B	1					
		F3H 2	D5	5					
				9*	*				
NAS MOFFETT	MOFFETT FLD	F8U 1	B	8					
		A4D 2	B	8					
				16*	*				
ELEVENTH NAVAL DISTRICT									
NAF LITCHFLD	LITCHFLD PRK	A4D 2N	B	1					
		A4D 2N	G5	8					
				9*	*				
NAVMISCEN	POINT MUGU	F3H 2	A9		1				
				*	1*				
FOURTEENTH NAVAL DISTRICT									
PMR FAC	KWAJALEIN	UF 2	A2		5				
				*	5*				
NAS 14 NAVDST	BARBERS PNT	P2V 5FS	B	1					
		P2V 5FS	D5	2					
		OE 1	C	3					
		R5D 3	A2		1				
		R4D 8	A2		1				
		TF 1	B	1					
		UF 1	B	1					
		F9F 8T	A6		3				
		F9F 8T	C9	1					
		SNB 5	A6		8				
		SNB 5P	B	1					
		HUK 1	A2		2				
				10*	15*				
NAVSTA 14 ND	MIDWAY	UF 2	A2		3				
				*	3*				
SEVENTEENTH NAVAL DISTRICT									
NAVSTA 17 ND	ADAK	UF 2	A2		2				
				*	2*				
NAVSTA 17 ND	KODIAK	R5D 3	A2		1				
		R5D 2	A2		1				
		UF 2	A2		1				
				*	3*				
CV AND AV UTILITY AIRCRAFT									
CVA 61 RANGER	ALAMEDA	TF 1	A2		1				
				*	1*				
LPH 5 PRINCETN	PT HUENEME	HRS 3	A2		1				
				*	1*				
CVA 31 RICHARD	ALAMEDA	TF 1	A2		1				
				*	1*				
CVS 33 KERSRGE	LONG BEACH	TF 1	A2		1				
				*	1*				
CVS 12 HORNET	BREMERTON	TF 1	A2		1				
				*	1*				
CVS 20 BENNING	SAN DIEGO	TF 1	A2		1				
		TF 1	D5	1					
				1*	1*				
CVS 10 YORKTWN	BREMERTON	TF 1	A2		1				
				*	1*				
CVA 14 TCNDRGA	ALAMEDA	TF 1	A2		1				
				*	1*				
CVA 16 LEXIGTN	LOS ANGELES	TF 1	A2		1				
				*	1*				
CVA 19 HANCOCK	SAN DIEGO	TF 1	A2		1				
				*	1*				
CVA 34 ORISKNY	ALAMEDA	TF 1	A2		1				
				*	1*				
CVA 41 MIDWAY	ALAMEDA	TF 1	A2		1				
				*	1*				
CVA 43 CRL SEA	ALAMEDA	TF 1	A2		1				
				*	1*				

[redacted]

[redacted]

TOTAL PROGRAM & NON-PROGRAM AIRCRAFT

TABLE 2

LOCATION OF AIRCRAFT INVENTORY AND PLANNED OPERATING ASSIGNMENTS

BY COMMAND AND UNIT

DECLASSIFIED

PAC UNIT	LOCATION	MODEL	STATUS	INVENTORY NO. ON BOARD POOL	INVENTORY NO. ON BOARD OPERATING	PLANNED OPERATING ASSIGNMENTS 30 JUN 1961	30 SEP 1961	31 DEC 1961	31 MAR 1962
MARINE AIR FMF & FORCE AVIATION HQTRS SQDN									
H&MS AFMFPAC	EL TORO	R5D 4R	A8		1				
		R4D 8	A6		2				
		F9F 8T	A6		1				
		F9F 8T	D5	1					
		SNB 5	A6		1				
				1*	5*				
MARINE FLEET TRAINING SQDNS									
VMT 2	EL TORO	F9F 8T	A4		19				
		F9F 8T	D5	3					
				3*	19*				
FLT BASES OVERSEAS USMC									
MCAS 14 ND	KANEOHE	R4D 6	A2		1				
		F9F 8T	A6		1				
		F9F 8T	C9	1					
		SNB 5	A6		2				
		HRS 3	A2		2				
				1*	6*				
MCAF FUTEMA	OKINAWA	SNB 5	A6		2				
				*	2*				
NAMD IWAKUNI	IWAKUNI	UF 1	A2		2				
		SNB 5	A6		2				
				*	4*				

PAC UNIT	LOCATION	MODEL	STATUS	INVENTORY NO. ON BOARD POOL	INVENTORY NO. ON BOARD OPERATING	PLANNED OPERATING ASSIGNMENTS 30 JUN 1961	30 SEP 1961	31 DEC 1961	31 MAR 1962
NAVAL ATTACHES AND MISSIONS PAC									
ATT DJAKARTA	INDONESIA	R4D 6	A8		1				
				*	1*				
ATT CANBERRA	AUSTRALIA	R4D 6	A8		2				
				*	2*				
NAVSEC JUSMAG	THAILAND	SNB 5	A8		1				
				*	1*				
MAAG SAIGON	VIETNAM	R4D 5	A8		1				
				*	1*				
MAAG REP CHINA	TAIWAN	R4D 5	A8		1				
				*	1*				
TOTAL				508	2098				
PROGRAM				508	2098				
NON PROGRAM #				-	-				

See Glossary. Operating includes aircraft reported in A" number status. Pool includes aircraft reported in other than "A" status.

NABS

PAC UNIT	LOCATION	MODEL	STATUS	POOL	OPERATING	30 JUN 1961	30 SEP 1961	31 DEC 1961	31 MAR 1962
NAVAL AIR BASES									
PAC MISSLE RNG	POINT MUGU	F8U 1P	A8		1	1	1	1	1
		F8U 1D	A8			2	2	2	2
		F8U 1D	A9		2				
		FJ 3D	A8			2	2	2	2
		FJ 3D	A9		2				
		FJ 3D2	A8			4	4	4	4
		FJ 3D2	A9		3				
		FJ 3D2	D5	1					
		F9F 5KD	A8			2	2	2	2
		F9F 5KD	A9		2				
		AD 5Q	A8			2	2	2	2
		AD 5Q	A9		2				
		S2F 1	A8			4	4	4	4
		S2F 1	A9		4				
		P2V 5FD	A8			1	1	1	1
		P2V 5FD	A9		1				
		WV 2	A8			3	4	4	4
		WV 2	A9		3				
		WV 2	D6	1					
		R7V 1	A8			1	1	1	1
		R7V 1	A9		1				
		R5D 2 3	A8			3	3	3	3
		R5D 3	A9		1				
		R5D 2	A9		2				
		R4D 5	A8		1	1	1	1	1
		JD 1D	A8			1	1	1	1
		JD 1D	A9		1				
		TV 2D	A8			2	2	2	2
		TV 2D	A9		2				
		TV 2KD	A8			1	1	1	1
		TV 2KD	A9		1				
		SNB 5P	A8		1	1	1	1	1
		T 28BD	A9		3	3	3	3	2
		HRS 3	A8			4	4	4	4
		HUS 1A	A8		1	1	1	1	1
		F9F 6K2	A8		1				
		F9F 6K2	A9		7				
		F9F 6K	A8		2				
		F9F 6K	A9		7				
		F6F 5K	A9		2				
		P4Y 2K	A8		3				
		P4Y 2K	A9		4				
				2*	60*	39	40	40	39
DET	KANEOHE	HRS 3	A9		4				
				*	4*				

NABS

PAC UNIT	LOCATION	MODEL	STATUS	POOL	OPERATING	30 JUN 1961	30 SEP 1961	31 DEC 1961	31 MAR 1962
FIRST NAVAL DISTRICT									
NAS 1 NAV DST	QUONSET PNT	R4D 8	A8		1	1	1	1	1
		R4Y 1	A8		1	1	1	1	1
		UF 1	A8			1	1	1	1
		T2V 1	A6		5	10	11	11	11
		T2V 1	D5	2					
		SNB 5	A6		14	14	13	13	13
		SNB 5P	A8		1	1	1	1	1
		HUP 2	A6		1				
		HUP 2	A8		2	3	3	3	3
				2*	25*	31	31	31	31
NAS 1 NAV DST	BRUNSWICK	P2V 5FS	A8			1	1	1	1
		~~P2V 5FS~~	~~A9~~		~~1~~				
		R4D 5 6	A8			1	1	1	1
		R4D 5	A8		1				
		UF 1	A8		1	1	1	1	1
		SNB 5	A6		1	1	1	1	1
		HUP 2	A8		1	1	1	1	1
				*	5*	5	5	5	5
NADU	SO WEYMOUTH	R4D 8	A8		1	1	1	1	1
		SNB 5	A6			1	1	1	1
		SNB 5	A8		1				
				*	2*	2	2	2	2
THIRD NAVAL DISTRICT									
NTDC	PORT WASHNGT	SNB 5	A6		1	1	1	1	1
				*	1*	1	1	1	1
FOURTH NAVAL DISTRICT									
NAS 4 NAV DST	JOHNSVILLE	R4D 6	A8		1	1	1	1	1
		UO 1	A8		1	1	1	1	1
		SNB 5	A6		6	5	5	5	5
				*	8*	7	7	7	7
NAS 4 NAV DST	LAKEHURST	R4D 6	A8		1	1	1	1	1
		SNB 5	A6		6	6	6	6	6
				*	7*	7	7	7	7

[redacted]

[redacted]

DECLASSIFIED

TABLE 2

TOTAL PROGRAM & NON-PROGRAM AIRCRAFT

LOCATION OF AIRCRAFT INVENTORY AND PLANNED OPERATING ASSIGNMENTS

BY COMMAND AND UNIT

NABS UNIT	LOCATION	MODEL	STATUS	INVENTORY NO. ON BOARD POOL	INVENTORY NO. ON BOARD OPERATING	PLANNED OPERATING ASSIGNMENTS 30 JUN 1961	30 SEP 1961	31 DEC 1961	31 MAR 1962
FIFTH NAVAL DISTRICT									
NAS 5 NAV DST	NORFOLK	S2F 2	A8		1				
		S2F 1	A8		1	2	2	2	2
	(INCLUDING BWMR)	S2F 1S	F5	1					
		R5D 3	A8		1	1	1	1	1
		R4D 8	A8		3	3	3	3	3
		R4D 5	A8		1	1			
		R4D 8Z	A8		1	1	1	1	1
		R4D 5Z	A8		1				
		R4Y 1	A2		1				
		R4Y 1	A8		1	3	3	3	3
		TF 1	A8		1	1	1	1	1
		UF 2	A8		1	1	1	1	
		UF 1	A8				1	1	2
		UO 1	A8		2	2	2	2	2
		SNB 5	A6		14	20	19	19	19
		SNB 5	A8		4				
		SNB 5P	A6		1				
		SNB 5P	A8			1	1	1	1
		T 28B	A8		8	7	7	7	7
				1*	42*	43	42	42	42
NAS 5 NAV DST	OCEANA	R4D 8	A8		1	1	1	1	1
		R4D 5 6	A8			1	1	1	1
		R4D 5	A8		1				
		T2V 1	A6		5	4			
		T2V 1	D5	1					
		TV 2	A6		2	3	5	5	5
		SNB 5	A6			2	2	2	2
		SNB 5	A8		3				
		HUP 2	A8		2	2	2	2	2
				1*	14*	13	11	11	11
SIXTH NAVAL DISTRICT									
NAS 6 NAV DST	JACKSONVILLE	R4D 8	A8		1	1	1	1	1
		R4D 5 6	A8			2	1	1	1
		R4D 6	A8		1				
		R4D 5	A8		1				
		R4Y 1	A8		1	1	1	1	1
		UF 1	A8		1	1	2	2	2
		UO 1	A8		2	2	2	2	2
		TV 2	A6		5	5	5	5	5
		SNB 5	A6		4	5	4	4	4
		HUK 1	A8		1	1	1	2	2
		HUP 2	A8		1	1	1		
				*	18*	19	18	18	18
NAS 6 NAV DST	KEY WEST	R5D 2 3	A8			1	1	1	1
		R5D 3	A8		1				
		UF 1	A8		1	1	1	1	1
		TV 2	A6		1	1	1	1	1
		SNB 5	A6		1	1	1	1	1
		HUP 2	A8		1	1	1	1	1
				*	5*	5	5	5	5
NAVSTA	MAYPORT	SNB 5	A6		1	1	1	1	1
		HUK 1	A8						1
		HUP 2	A8		1	1	1	1	
				*	2*	2	2	2	2
NAS 6 NAV DST	SANFORD	R4D 5 6	A8			2	2	2	2
		R4D 5	A8		2				
		TV 2	A6		1	1	1	1	1
		SNB 5	A4		1	2	2	2	2
		SNB 5	A8		1				
		T 28B	A6		1	1	1	1	1
		HUP 2	A8		1	1	1	1	1
				*	7*	7	7	7	7
NAS 6 NAV DST	CECIL FIELD	R4D 5 6	A8			1	1	1	1
		R4D 6	A2		1				
		T2V 1	A6		3	2	2	2	2
		T2V 1	D5	1					
		SNB 5	A6		2	2	2	2	2
		T 28B	A6		1	2	2	2	2
		HUK 1	A8						1
		HUP 2	A8		1	1	1	1	
				1*	8*	8	8	8	8
EIGHTH NAVAL DISTRICT									
NWEF	KIRTLAND AFB	R4D 8	A8		1	1	1	1	1
				*	1*	1	1	1	1
NINTH NAVAL DISTRICT									
COMNAVCONAD	COLORADO SPR	R4D 8	A8		1	1	1	1	1
		TV 2	A8		1	1	1	1	1
				*	2*	2	2	2	2
NAVCRUIT STA	DENVER	SNB 5	A6		2	1	1	1	1
				*	2*	1	1	1	1
ELEVENTH NAVAL DISTRICT									
US NAV PAR FAC	EL CENTRO	R4D 8	A8		1	1	1	1	1
		T 28B	A8		1	1	1	1	1
				*	2*	2	2	2	2
NAF 11 NAV DST	CHINA LAKE	R4D 8	A8			1	1	1	1
		R4D 8	A9		1				
		R4D 6	A9		1				
	(INCLUDING BWMR)	R4D 5	A8			1	1	1	1
		HRS 3	A8			1	1	1	1
		HRS 3	A9		1				
				*	3*	3	3	3	3
NAS 11 NAV DST	SAN DIEGO	R4D 8	A8		1	1	1	1	1
		R4D 5 6	A8			2	2	2	2
		R4D 6	A8		2				
		R4D 5	A8		1				
		R4Y 1	A8		1	1	1	1	1
		UO 1	A8		2	2	2	2	2
		TV 2	A6		7	8	8	8	8
		SNB 5	A6		10	10	10	10	10
		SNB 5P	A6		1				
		T 28B	A6		7				
		T 28B	A8			6	6	6	6
				*	32*	30	30	30	30
NAF 11 NAV DST	LITCHFLD PRK	R4D 6	A7		1				
		R4D 6	A8			1	1	1	1
		SNB 5	A6			1	1	1	1
		SNB 5	A8		1				
				*	2*	2	2	2	2
NAS 11 NAV DST	MIRAMAR	R4D 8	A8		1	1	1	1	1
		R4D 5	A8		1	1	1	1	1
		TF 1	A6		1				
		TF 1	A8		1	2	2	2	2
		T2V 1	A6		5	6	5	5	3
		T2V 1	D5	1					
		SNB 5	A6		2	2	2	2	2
		HUP 2	A8		1	1	1	1	1
				1*	12*	13	12	10	10
NAS 11 NAV DST	POINT MUGU	TV 2	A6		3				
		TV 2	A8			3	3	3	3
		SNB 5	A6		5	5	5	5	5
		HUP 2	A8		1	2	2	2	2
		HUP 2	G6	1					
				1*	9*	10	10	10	10
NMF	PNT ARGUELLO	TV 2	A6		1	1	1	1	1
		SNB 5	A6		1	1	1	1	1
		HRS 3	A8		2	2	2	2	2
				*	4*	4	4	4	4
NAAS 11 NAVDST	BROWN FIELD	SNB 5	A6		1				
				*	1*				
NAAS 11 NAVDST	REAM FIELD	SNB 5	A6		1	1	1	1	1
				*	1*	1	1	1	1
TWELFTH NAVAL DISTRICT									
NAS 12 NAV DST	ALAMEDA	R5D 3	A2		2	1	1	1	1
		R4D 8	A8		2	2	2	2	2
		R4Y 1	A8		1	1	1	1	1
		TF 1	A2		4	4	4	4	4
		UF 1	A8		1	1	1	1	1
		UO 1	A8		2	2	2	2	2
		TV 2	A6		5	7	7	7	7
		TV 2	HF	1					
		SNB 5	A6		5	5	5	5	5
		SNB 5P	A8		1	1	1	1	1
		HUP 2	A2		1				
		HUP 2	A8			1	1	1	1
				1*	24*	25	25	25	25
NAAS 12 NAVDST	FALLON	R5D 3	A8		1	1	1	1	1
		TV 2	A6		2	1	1	1	1
		SNB 5	A6			1	1	1	1
		HRS 3	A8		2	2	2	2	2
				*	5*	5	5	5	5
NAS 12 NAVDST	LEMOORE	R4D 5	A8				1	1	1
		TV 2	A6			1	1	1	1
		SNB 5	A6			1	3	3	3
		T 28B	A6			1	1	1	1
		HUP 2	A8			1	1	1	1
				*	*	4	7	7	7
NAS 12 NAV DST	MOFFETT FLD	TF 1	A2		1	1	1	1	1
		TV 2	A6		1	1	1	1	1
		SNB 5	A6		5	4	4	4	4
		HUP 2	A8		2	1	1	1	1
				*	9*	7	7	7	7
NAF 12 NAVDST	MONTEREY	T2J 1	A6		4	6	6	6	6
		T2J 1	D5	2					
		SNB 5	A6		23	25	24	24	24
		T 28B	A6		11	11	11	11	11
		HUP 2	A8		1	1	1	1	1
				2*	39*	43	42	42	42

[redacted]

[redacted]

DECLASSIFIED

TOTAL PROGRAM & NON-PROGRAM AIRCRAFT

TABLE 2

LOCATION OF AIRCRAFT INVENTORY AND PLANNED OPERATING ASSIGNMENTS

BY COMMAND AND UNIT

NABS UNIT	LOCATION	MODEL	INVENTORY: STATUS	INVENTORY: NO. ON BOARD: POOL	INVENTORY: NO. ON BOARD: OPERATING	PLANNED OPERATING ASSIGNMENTS: 30 JUN 1961	30 SEP 1961	31 DEC 1961	31 MAR 1962
THIRTEENTH NAVAL DISTRICT									
NAS 13 NAV DST	WHDBY ISLAND	R5D 2 3	A8			1	1	1	1
		R5D 3	A2		1				
		R4D 8	A8		1	1	1	1	1
		R4D 5 6	A8			1	1	1	1
		R4D 5	A8		2				
		TF 1	A2		1	1	1	1	1
		UF 2	A2		1				
		UF 1	A8			1	1	1	1
		TV 2	A6		2	2	1	1	1
		SNB 5	A6		2	2	2	2	2
		SNB 5P	A8		1	1	1	1	1
		HRS 3	A2		2				
		HRS 3	A8			2	2	2	2
				*	13*	12	11	11	11
POTOMAC RIVER NAVAL COMMAND									
NAS ANACOSTIA	ANACOSTIA	R5D 2	A8		1				
		R5D 4R	A8		2	2	2	2	2
		R5D 2Z	A8		1				
		R4Y 2	A8		1	1	1	1	1
		R4Y 1	A8		3	5	5	5	5
		UO 1	A8		4	4	4	4	4
		T2V 1	A6		7	9	12	15	15
		T2V 1	D5	2					
		SNB 5	A6	*	44	44	49	43	43
		SNB 5P	A8		2	2	2	2	2
		T 28B	A6		11	11	11	11	11
				2*	76*	78	80	83	83
NWL	DAHLGREN	SNB 5	A6			1	1	1	1
		SNB 5	A8		1				
				*	1*	1	1	1	1
NAS PTXNT RIV	PTXNT RIVER	WV 2	A8				2	2	2
		WV 2	A9		1				
		R5D 4R	A8			1	1	1	1
		R5D 4R	A9		1				
		R4D 5	A8		1	1	1	1	1
		UF 1	A2		1				
		UF 1	A8			1	1	1	1
		T2V 1	A6		5	6	3	2	2
		T2V 1	D5	1					
		SNB 5	A6		2	2	2	2	2
		HRS 3	A8		1	1	1	1	1
				1*	12*	12	11	10	10
SEVERN RIVER NAVAL COMMAND									
NAF ANNAPOLIS	ANNAPOLIS	UF 1 1T	A3			8	8	8	8
		UF 1	A6		8				
		UF 1	B	1					
		UF 1T	A6		3				
		HUP 3	A8			1	1	1	1
		HUP 2	A8		1				
				1*	12*	9	9	9	9
BUWEPS INSPECTORS AND REPRESENTATIVES									
BWFLTRREP CEN	WRGT PAT AFB	R4D 8	A8		1	1	1	1	1
		SNB 5	A6		1	2	2	2	2
				*	2*	3	3	3	3
BWR AKRON	AKRON	SNB 5	A6		1				
		SNB 5	A8			1	1	1	1
				*	1*	1	1	1	1
BWR BALTIMORE	BALTIMORE	SNB 5	A8		1	1	1	1	1
				*	1*	1	1	1	1
BWR BUFFALO	BUFFALO	SNB 5	A6		1	1	1	1	1
				*	1*	1	1	1	1
BWR BURBANK	BURBANK	SNB 5	A8		1	1	1	1	1
				*	1*	1	1	1	1
BWR COLUMBUS	COLUMBUS	SNB 5	A6		2	2	2	2	2
				*	2*	2	2	2	2
BWR EST HRTFRD	EST HARTFORD	SNB 5	A8		1	1	1	1	1
				*	1*	1	1	1	1
BWR EL SEGUNDO	EL SEGUNDO	SNB 5	A8		1	1	1	1	1
				*	1*	1	1	1	1
BWR ST LOUIS	ST LOUIS	SNB 5	A8		1	1	1	1	1
				*	1*	1	1	1	1
BWR TETERBORO	TETERBORO	SNB 5	A8		1	1	1	1	1
				*	1*	1	1	1	1
AVIONICS FAC	INDIANAPOLIS	SNB 5	A8		1	1	1	1	1
				*	1*	1	1	1	1
MARINE CORPS BASES AND AIR STATIONS									
HMX 1	QUANTICO	HOK 1	A9		2	4	4	4	4
		HUS 1	A9		13	14	14	14	14
		HUS 1Z	A9		4	4	4	4	4
		HR2S 1	A9		2	2	2	2	2
				*	21*	24	24	24	24
MCAAS	YUMA	R4D 8	A8		1	1	1	1	1
		R4D 6	A8		1				
		R4D 5	A8			1	1	1	1
		TV 2	A6		2	2	2	2	2
		SNB 5	A6		1	1	1	1	1
		HRS 3	A8		2	2	2	2	2
				*	7*	7	7	7	7
MCAS SO&ES	EL TORO	R4D 8	A8		2	3	3	3	3
		R4D 6	A8		1				
		UO 1	A8			1	1	1	1
		TV 2	A6		1	2	2	2	2
		SNB 5	A6		6	4	4	4	4
		HRS 3	A8		2	2	2	2	2
				*	12*	12	12	12	12
MCAS SO&ES	CHERRY POINT	R5D 3	A8		1	1	1	1	1
		R4D 8	A8		1	1	1	1	1
		R4D 5 6	A8			1	1	1	1
		R4D 6	A8		1				
		UO 1	A8			1	1	1	1
		TV 2	A6		2	2	2	2	2
		SNB 5	A6		2	1	1	1	1
		HRS 3	A8		2	2	2	2	2
				*	9*	9	9	9	9
MCAS AES 12	QUANTICO	R4D 8	A8		2	1	1	1	1
		R4D 5 6	A8			1	1	1	1
		SNB 5	A6		5	6	6	6	6
		SNB 5P	A8		1	1	1	1	1
		T 28B	A6		6	7	7	7	7
		T 28B	A8		1				
				*	15*	16	16	16	16
MCAF	NEW RIV JAX	R4D 8	A8		1	1	1	1	1
		SNB 5	A6		3	2	1	1	1
		T 28B	A6		2	2	2	2	2
				*	6*	5	4	4	4
HQ MC FLT SECT	ANACOSTIA	R5D 4R	A8		1	1	1	1	1
		R4D 8	A8			1	1	1	1
		R4D 8Z	A8		1				
		R4Y 2	A8		1	1	1	1	1
		UO 1	A8		1	1	1	1	1
		SNB 5	A6		2				
		T 28B	A6		10	10	10	10	10
				*	16*	14	14	14	14
MCAS	BEAUFORT	F8U 1	Y	1					
		R4D 8	A8		1	1	1	1	1
		R4D 5 6	A8			1	1	1	1
		R4D 6R	A8		1				
		TV 2	A6		1				
		SNB 5	A8		1				
		T 28B	A6		2	2	2	2	2
		HRS 3	A8		2	2	2	2	2
				1*	8*	6	6	6	6
TOTAL				17	577	561	558	558	557
PROGRAM				17	551	561	558	558	557
NON PROGRAM #				–	26	–	–	–	–

See Glossary. Operating includes aircraft reported in "A" number status. Pool includes aircraft reported in other than "A" status.

[redacted]

[redacted]

TOTAL PROGRAM & NON-PROGRAM AIRCRAFT

TABLE 2

LOCATION OF AIRCRAFT INVENTORY AND PLANNED OPERATING ASSIGNMENTS

DECLASSIFIED

BY COMMAND AND UNIT

NATRA UNIT	LOCATION	MODEL	INVENTORY STATUS	INVENTORY NO. ON BOARD POOL	INVENTORY NO. ON BOARD OPERATING	PLANNED OPERATING ASSIGNMENTS 30 JUN 1961	PLANNED OPERATING ASSIGNMENTS 30 SEP 1961	PLANNED OPERATING ASSIGNMENTS 31 DEC 1961	PLANNED OPERATING ASSIGNMENTS 31 MAR 1962
NAVAL AIR BASIC TRAINING COMMAND									
						Planned Assignments of Table 2 are omitted from this issue, except for NABS, pending program review.			
TRARON 7	KINGSVILLE	T2J 1	A3			49			
		T2J 1	H6	1					
		SNB 5	A6			1			
				1*		50*			
TRARON 7	MERIDIAN	T2J 1	A3			12			
				*		12*			
NAS NABTC	MERIDIAN	T2J 1	A6			2			
		SNB 5	A6			1			
		SNB 5	G6	1					
		T 34B	A6			1			
		T 28B	A6			2			
				1*		6*			
NAAS NABTC	SAUFLEY FLD	SNB 5	A6			3			
		T 28B	A6			7			
		T 28B	H6	3					
				3*		10*			
TRARON 1	SAUFLEY FLD	T 34B	A3			129			
		T 34B	B	2					
				2*		129*			
TRARON 5	SAUFLEY FLD	T 28C	A3			45			
		T 28C	G6	1					
				1*		45*			
NAAS NABTC	WHITING FLD	SNB 5	A6			3			
		T 28B	A6			5			
				*		8*			
TRARON 2	WHITING FLD	T 28B	A3			65			
		T 28B	G6	6					
		T 28B	H6	7					
		T 28C	A3			62			
		T 28C	G6	1					
		T 28C	HF	1					
		T 28C	H6	9					
				24*		127*			
TRARON 3	WHITING FLD	T 28B	A3			96			
		T 28B	G6	1					
		T 28B	H6	5					
		T 28C	A3			34			
		T 28C	H6	2					
				8*		130*			
TRARON 6	WHITING FLD	SNB 5	A3			23			
				*		23*			
HT 8	ELLYSON FLD	SNB 5	A6			2			
		T 28B	A6			1			
		T 28B	HF	1					
		HO4S 3	A4			21			
		HUP 2	A4			7			
		HUP 2	HF	1					
		H7L 6	A4			26			
				2*		57*			
NAS NABTC	PENSACOLA	F11F 1	A4			6			
		AD 5	A8			1			
		S2F 1	A5			3			
		S2F 1	D5	1					
	(INCLUDING BWMR)	R5D 2	A8			1			
		R5D 4R	A8			1			
		R5D 32	A8			1			
		R4D 8	A8			1			
		R4Y 1	A8			1			
		UF 1	A8			2			
		UO 1	A5			2			
		UO 1	A6			2			
		T2J 1	A4			2			
		T2V 1	A5			5			
		T2V 1	A6			2			
		T2V 1	D5	1					
		F9F 8T	A4			1			
		SNB 5	A5			1			
		SNB 5	A6			5			
		SNB 5	A8			4			
		SNB 5P	A8			1			
		T 34B	A4			3			
		T 34B	A5			3			
		T 28B	A4			2			
		T 28B	A5			4			
		T 28B	A6			8			
		HRS 3	A8			2			
		HUP 2	A8			1			
				2*		65*			
TRARON 4	PENSACOLA	T2J 1	A3			64			
		T2J 1	D5	8					
		T2J 1	G6	2					
		T2J 1	H5	1					
				11*		64*			
NAVAL AIR ADVANCED TRAINING COMMAND									
NAAS NAATC	KINGSVILLE	R4D 6	A8			1			
		R4D 5	A8			1			
		SNB 5	A6			2			
		HRS 3	A8			1			
		HUP 2	A8			2			
				*		7*			
TRARON 21	KINGSVILLE	F9F 8B	A3			21			
		F9F 8T	A3			26			
		F9F 8T	D5	1					
				1*		47*			
TRARON 22	KINGSVILLE	F9F 8B	A3			23			
		F9F 8T	A3			22			
		F9F 8T	D5	2					
				2*		45*			
TRARON 23	KINGSVILLE	F11F 1	A3			21			
		F11F 1	D5	4					
		F11F 1	G6	7					
		F11F 1	Y	2					
				13*		21*			
TRARON 28	CRPS CHRISTI	S2F 1	A3			13			
		S2F 1	D5	1					
		S2F 1T	A3			41			
		S2F 1T	B	1					
		S2F 1T	D5	8					
				10*		54*			
TRARON 29	CRPS CHRISTI	R4D 8T	A5			8			
		R4D 7	A3			1			
		R4D 7	A5			4			
				*		13*			
TRARON 30	CRPS CHRISTI	AD 6	A3			25			
		AD 6	B	3					
		AD 5	A3			4			
		T 34B	A8			6			
		T 28B	A3			9			
				3*		44*			
TRARON 31	CRPS CHRISTI	P2V 6T	A3			8			
		P2V 6T	D5	1					
		P2V 5F	A3			3			
		P5M 2	A3			3			
		P5M 1	A3			2			
		P5M 1	A5			1			
		P5M 1	Y	1					
				2*		17*			
NAS NAATC	CRPS CHRISTI	R5D 2	A8			1			
		R4D 8	A8			1			
		T2V 1	A6			4			
		SNB 5	A3			1			
		SNB 5	A6			5			
		SNB 5P	A8			1			
		T 34B	A6			2			
		HRS 3	A8			2			
				*		17*			
NAAS NAATC	CHASE	R4D 8	A8			1			
		R4D 6	A8			1			
		SNB 5	A6			2			
		HRS 3	A8			1			
		HUP 2	A8			2			
				*		7*			
TRARON 24	CHASE	F9F 8B	A3			17			
		F9F 8B	B	3					
		F9F 8T	A3			23			
		F9F 8T	D5	2					
				5*		40*			
TRARON 25	CHASE	F9F 8B	A3			20			
		F9F 8T	A3			21			
		F9F 8T	D5	4					
				4*		41*			
TRARON 26	CHASE	F11F 1	A3			30			
		F11F 1	D5	3					
		F11F 1	Y	1					
				4*		30*			
NAAS NAATC	NEW IBERIA	SNB 5	A6			2			
		HRS 3	A8			3			
				*		5*			

[redacted]

[redacted]

TOTAL PROGRAM & NON-PROGRAM AIRCRAFT

TABLE 2

LOCATION OF AIRCRAFT INVENTORY AND PLANNED OPERATING ASSIGNMENTS

DECLASSIFIED

BY COMMAND AND UNIT

NATRA UNIT	LOCATION	MODEL	INVENTORY STATUS	INVENTORY NO. ON BOARD POOL	INVENTORY NO. ON BOARD OPERATING	PLANNED OPERATING ASSIGNMENTS 30 JUN 1961	30 SEP 1961	31 DEC 1961	31 MAR 1962
TRARON 27	NEW IBERIA	S2F 1	A3		5				
		S2F 1T	A3		34				
		S2F 1T	B	3					
		S2F 1T	D5	4					
		S2F 1T	G5	2					
				9*	39*				
NAVAL AIR TECHNICAL TRAINING COMMAND									
NATECHTRAU	LAKEHURST	R4D 7	A4		1				
				*	1*				
NATECHTRAU	OLATHE	T2J 1	A5		4				
		T2J 1	D5	1					
		SNB 5	A5		4				
		T 34B	A5		7				
				1*	15*				
NATECHTRAU	PENSACOLA	F9F 8P	A4		8				
		F9F 8T	A4		2				
		SNB 5P	A5		6				
		T 28B	A6		1				
				*	17*				
NATECHTRAU	PHILADELPHIA	SNB 5	A6		1				
				*	1*				
NATECHTRACEN	MEMPHIS	T2V 1	D5	1					
		SNB 5	A6		1				
		SNB 5P	G5	1					
		T 28B	A6		1				
		T 28B	G6	1					
		HRS 3	A8		1				
				3*	3*				

NATRA UNIT	LOCATION	MODEL	INVENTORY STATUS	INVENTORY NO. ON BOARD POOL	INVENTORY NO. ON BOARD OPERATING	PLANNED OPERATING ASSIGNMENTS 30 JUN 1961	30 SEP 1961	31 DEC 1961	31 MAR 1962
NAS	GLYNCO	R4D 8	A8		1				
		SNB 5	A8		5				
		HRS 3	A8		1				
		HRS 3	S4	1					
				1*	7*				
NAVCICOFFSCOL	GLYNCO	FJ 4	A4		31				
		FJ 4	D5	8					
		WV 2	A4		5				
		WV 2	D6	1					
		T2V 1	A4		4				
		F3D 2T2	A5		5				
				9*	45*				
NAS	MEMPHIS	R4D 8	A8		2				
		R4Y 1	A8		1				
		T2V 1	A6		2				
		SNB 5	A6		5				
		T 28B	A6		2				
				*	12*				
TOTAL				122	125*				
PROGRAM				121	125*				
NON PROGRAM #				1	-				

See Glossary. Operating includes aircraft reported in "A" number status. Pool includes aircraft reported in other than "A" status.

NART

U.S. NAVAL RESERVE AIRCRAFT

Planned Assignments of Table 2 are omitted from this issue, except for NABS, pending program review.

NART UNIT	LOCATION	MODEL	INVENTORY STATUS	INVENTORY NO. ON BOARD POOL	INVENTORY NO. ON BOARD OPERATING	PLANNED OPERATING ASSIGNMENTS 30 JUN 1961	30 SEP 1961	31 DEC 1961	31 MAR 1962
NARTU	ANACOSTIA	AD 5	A4		10				
		AD 5	Y	1					
		AD 5N	A4		3				
		S2F 1	A4		8				
		S2F 1	D5	1					
		P2V 5F	A4		4				
		P2V 5F	D5	1					
		R4D 8	A4		2				
		R4D 5	A4		1				
		R4D 6R	A4		1				
		SNB 5	A4		2				
		T 28B	A4		2				
				3*	33*				
NAS NART	ATLANTA	AD 5	A4		12				
		AD 5N	A4		1				
		P2V 5F	A4		5				
		P2V 5F	D5	1					
		R5D 3	A4		1				
		R4D 8	A4		2				
		SNB 5	A4		1				
		T 34B	A4		1				
		T 28B	A4		2				
				1*	25*				
NAS NART	DALLAS	FJ 3	A4		5				
		FJ 3M	A4		22				
		FJ 3M	D5	3					
		P2V 5F	A4		5				
		P2V 5F	D5	1					
		P2V 4	A4		1				
		R5D 2	A4		1				
		R5D 4R	A4		1				
		T2V 1	A4		5				
		T2V 1	D5	1					
		SNB 5	A4		1				
		SNB 5P	A4		1				
		T 34B	A4		1				
		HUP 2	A4		6				
				5*	49*				

NART

NART UNIT	LOCATION	MODEL	INVENTORY STATUS	INVENTORY NO. ON BOARD POOL	INVENTORY NO. ON BOARD OPERATING	PLANNED OPERATING ASSIGNMENTS 30 JUN 1961	30 SEP 1961	31 DEC 1961	31 MAR 1962
NAS NART	GLENVIEW	F9F 8	A4		6				
		F9F 8	B	1					
		FJ 4B	A4		1				
		F9F 8B	A4		8				
		S2F 1	A4		9				
		S2F 1	B	1					
		S2F 1	D5	1					
		P2V 6	A4		7				
		P2V 6	B	1					
		P2V 6F	A4		1				
		R5D 3	A4		3				
		R5D 2	A4		1				
		R5D 4R	A8		1				
		R4Y 1	A4		1				
		R4Y 1	A8		2				
		UO 1	A8		2				
		TV 2	A4		2				
		TV 2	G5	1					
		SNB 5	A4		3				
		SNB 5P	A4		1				
		HSS 1	A4		3				
		HTL 7	A4		1				
				9*	52*				
NAS NART	GROSSE ILE	AD 5	A4		8				
		AD 5	G6	1					
		AD 5N	A4		5				
		S2F 1	A4		12				
		S2F 1	D5	2					
		R5D 3	A4		1				
		R4D 8	A4		1				
		SNB 5	A4		1				
		T 34B	A4		1				
		T 28B	A4		2				
		HUP 2	A4		8				
				3*	39*				
NARTU	JACKSONVILLE	A4D 1	A4		8				
		A4D 1	B	1					
		F9F 8B	A4		6				
		S2F 2	A4		2				
		S2F 1	A4		6				
		S2F 1	D5	1					
		P2V 5F	A4		5				
		P2V 5F	D5	1					
		R5D 3	A4		1				
		R5D 2	A4		2				
		R4D 5	A4		1				
		TV 2	A4		4				
		HSS 1	A4		3				
				3*	38*				

[redacted]

[redacted]

TOTAL PROGRAM & NON-PROGRAM AIRCRAFT

TABLE 2

LOCATION OF AIRCRAFT INVENTORY AND PLANNED OPERATING ASSIGNMENTS

DECLASSIFIED

BY COMMAND AND UNIT

NART UNIT	LOCATION	MODEL	INVENTORY STATUS	INVENTORY NO. ON BOARD POOL	INVENTORY NO. ON BOARD OPERATING	PLANNED OPERATING ASSIGNMENTS 30 JUN 1961	30 SEP 1961	31 DEC 1961	31 MAR 1962
NARTU	LAKEHURST	S2F 2	A4		1				
		S2F 2	D5	2					
		S2F 1	A4		6				
		HUP 2	A4		4				
				2*	11*				
NAS NART	LOS ALAMITOS	F9F 8	A4		3				
		FJ 4B	A4		2				
		F9F 8B	A4		27				
		S2F 2	A4		4				
		S2F 2	D5	1					
		S2F 1	A4		15				
		S2F 1	D5	2					
		S2F 1	G5	1					
		P2V 5F	A4		7				
		P2V 5F	B	2					
		R5D 3	A4		2				
		R5D 2	A4		1				
		TV 2	A4		6				
		SNB 5	A4		4				
		R4D 5S	A4		1				
		HSS 1	A4		4				
				6*	76*				
NARTU	MEMPHIS	FJ 4	A4		16				
		FJ 4	B	3					
		FJ 4	D5	2					
		P2V 5F	A4		3				
		P2V 5F	D5	1					
		R5D 2	A4		2				
		R4D 8	A4		1				
		T2V 1	A4		2				
		T2V 1	B	1					
		SNB 5	A4		1				
				7*	25*				
NAS NART	MINNEAPOLIS	AD 5	A4		9				
		AD 5N	A4		4				
		S2F 2	D5	1					
		S2F 1	A4		8				
		S2F 1	D5	2					
		S2F 1	G5	2					
		P2V 5F	A4		1				
		R5D 3	X	1					
		R5D 2	A4		1				
		SNB 5	A4		1				
		T 34B	A4		1				
		T 28B	A4		2				
		HUP 2	A4		7				
				6*	33*				
NAS NART	NEW ORLEANS	FJ 3	A4		12				
		FJ 3	D5	1					
		FJ 3M	A4		1				
		S2F 2	A4		2				
		S2F 1	A4		6				
		S2F 1	B	1					
		R5D 2	A4		1				
		R4D 8	A4		2				
		TV 2	A4		2				
		SNB 5	A4		1				
		HSS 1	A4		3				
				2*	30*				
NAS NART	NEW YORK	FJ 4B	A4		16				
		FJ 4B	D5	3					
		S2F 2	A4		4				
		S2F 1	A4		14				
		S2F 1	D5	2					
		P2V 5F	A4		6				
		P2V 5F	D5	2					
		R5D 3	A4		1				
		R5D 4R	A4		1				
		TF 1	G6	1					
		T2V 1	A4		3				
		SNB 5	A4		2				
		SNB 5	A8		2				
		HSS 1	A4		4				
		HTL 7	A4		1				
				8*	54*				
NARTU	NORFOLK	S2F 1	A4		7				
		S2F 1	D5	1					
		S2F 1	G5	2					
		R5D 3	A4		1				
		R5D 2	A4		1				
		R4D 5	A4		1				
		T2V 1	A4		3				
		SNB 5	A4		1				
				3*	14*				
NAS NART	OAKLAND	A4D 1	A4		24				
		A4D 1	D5	2					
		S2F 2	A4		7				
		S2F 1	A4		11				
		S2F 1	B	1					
		S2F 1	D5	3					
		P2V 5F	A4		8				
		R5D 2	A4		1				
		R5D 4R	A4		1				
		TV 2	A4		6				
		SNB 5	A4		1				
		SNB 5P	A4		1				
		HSS 1	A4		3				
				6*	63*				
NAS NART	OLATHE	F9F 8	A4		7				
		F9F 8B	A4		6				
		P2V 6	A4		4				
		P2V 6	B	2					
		R5D 3	A4		2				
		R5D 4R	A4		1				
		TV 2	A4		2				
		SNB 5	A4		1				
				2*	23*				
NAS NART	SEATTLE	AD 5	A4		9				
		AD 5N	A4		4				
		S2F 2	A4		3				
		S2F 1	A4		6				
		S2F 1	D5	2					
		S2F 1	G5	1					
		P2V 5F	A4		7				
		R5D 2	A4		1				
		R4D 8	A4		1				
		SNB 5	A4		1				
		T 34B	A4		1				
		T 28B	A4		2				
		HSS 1	A4		3				
				3*	38*				
NAS NART	SO WEYMOUTH	FJ 3	A4		3				
		FJ 3	D5	2					
		FJ 3M	A4		4				
		S2F 2	A4		2				
		S2F 2	B	2					
		S2F 2	D5	1					
		S2F 1	A4		16				
		S2F 1	B	1					
		P2V 5F	A4		5				
		P2V 5F	B	1					
		R5D 2	A4		2				
		TV 2	A4		2				
		SNB 5	A4		2				
		T 34B	A4		1				
		HSS 1	A4		3				
				7*	40*				
NAS NART	WILLOW GROVE	FJ 3	A4		12				
		FJ 3M	A4		3				
		FJ 3M	G6	1					
		S2F 2	A4		5				
		S2F 2	D5	2					
		S2F 1	A4		13				
		P2V 5F	A4		3				
		P2V 5F	D5	3					
		R5D 3	A4		2				
		R5D 2	A4		1				
		T2V 1	A4		2				
		SNB 5	A4		1				
		SNB 5P	A4		1				
		R4D 6S	A4		1				
		HUP 2	A4		6				
				6*	50*				
TOTAL				78	693				
PROGRAM				78	693				
NON PROGRAM #				-	-				

See Glossary. Operating includes aircraft reported in "A" number status. Pool includes aircraft reported in other than "A" status.

[redacted]

[redacted]

DECLASSIFIED

TOTAL PROGRAM & NON-PROGRAM AIRCRAFT

TABLE 2

LOCATION OF AIRCRAFT INVENTORY AND PLANNED OPERATING ASSIGNMENTS

BY COMMAND AND UNIT

RDT&E UNIT	LOCATION	MODEL	INVENTORY: STATUS	INVENTORY: NO. ON BOARD: POOL	INVENTORY: NO. ON BOARD: OPERATING	PLANNED OPERATING ASSIGNMENTS: 30 JUN 1961	30 SEP 1961	31 DEC 1961	31 MAR 1962
RDT&E AIRCRAFT						Planned Assignments of Table 2 are omitted from this issue, except for NABS, pending program review.			
		F8U 2	A9			3			
		F8U 2	G6	1					
		F8U 2	T	1					
				2*		3*			
		F8U 1	A9			1			
		F8U 1	T	3					
				3*		1*			
		F8U 1E	A9			1			
				*		1*			
		F11F 1	A9			1			
		F11F 1	T	1					
		F11F 1	U	1					
				2*		1*			
		F9F 8	A9			2			
				*		2*			
		F2H 2	T	1					
				1*		*			
		FJ 4	A9			1			
		FJ 4	G6	1					
		FJ 4	T	1					
				2*		1*			
		F8U 2N	T	3					
				3*		*			
		F3H 2	A9			3			
		F3H 2	T	2					
				2*		3*			
		F3H 2N	A9			1			
		F3H 2N	G6	1					
		F3H 2N	T	1					
				2*		1*			
		F4H 1F	A9			4			
		F4H 1F	T	9					
		F4H 1F	U	1					
				10*		4*			
		F3D 2	T	2					
				2*		*			
		F3D 2M	T	1					
				1*		*			
		F3D 1	T	1					
		F3D 1	U	1					
				2*		*			
		F4D 1	A9			7			
		F4D 1	T	1					
				1*		7*			
		F8U 1P	A9			1			
		F8U 1P	T	1					
				1*		1*			
		F9F 8P	A9			1			
		F9F 8P	T	1					
				1*		1*			
		FJ 3D2	A9			3			
		FJ 3D2	D5	1					
				1*		3*			
		A4D 2	A9			3			
		A4D 2	D5	1					
				1*		3*			
		A4D 2N	A9			7			
		A4D 2N	T	2					
				2*		7*			
		A4D 1	A9			5			
				*		5*			
		FJ 4B	A9			4			
		FJ 4B	D5	1					
				1*		4*			
		F9F 8B	A9			2			
		F9F 8B	T	1					
				1*		2*			
		A3D 2P	T	2					
				2*		*			
		A3D 1P	A9			1			
				*		1*			
		A3D 2Q	A9			1			
		A3D 2Q	T	2					
				2*		1*			
		A3D 1Q	A9			1			
				*		1*			
		A3J 1	A9			1			
		A3J 1	T	10					
				10*		1*			
		A3D 2	T	2					
				2*		*			
		A3D 1	D5	1					
		A3D 1	T	1					
				2*		*			
		A2F 1	T	5					
				5*		*			
		AD 6	A9			1			
				*		1*			
		AD 5	A9			2			
		AD 5	C	1					
				1*		2*			
		AD 5N	A9			3			
				*		3*			
		W2F 1	T	3					
				3*		*			
		WF 2	A9			1			
		WF 2	T	1					
				1*		1*			
		AJ 1	T	1					
				1*		*			
		S2F 3	A9			2			
		S2F 3	T	4					
				4*		2*			
		S2F 1	A9			3			
		S2F 1	D5	1					
		S2F 1	T	1					
				2*		3*			
		P3V 1	T	1					
				1*		*			
		P2V 7	A9			2			
				*		2*			
		P2V 7S	T	1					
				1*		*			
		P2V 6M	A9			1			
				*		1*			
		P2V 5F	A9			3			
		P2V 5F	D5	1					
				1*		3*			
		P2V 5FS	A9			2			
		P2V 5FS	T	1					
				1*		2*			
		P2V 4	A9			1			
				*		1*			
		P2V 5FD	A9			1			
				*		1*			
		WV 2	A9			5			
				*		5*			
		WV 2E	A9			1			
				*		1*			
		R5D 3	A9			1			
				*		1*			
		R5D 2	A9			1			
				*		1*			
		R4D 6	A9			1			
		R4D 6	U	2					
				2*		1*			
		R4D 5	A9			2			
		R4D 5	U	1					
				1*		2*			
		R4D 6R	T	1					
				1*		*			

[redacted]

[redacted]

TOTAL PROGRAM & NON-PROGRAM AIRCRAFT

TABLE 2

LOCATION OF AIRCRAFT INVENTORY AND PLANNED OPERATING ASSIGNMENTS

DECLASSIFIED

BY COMMAND AND UNIT

RDT&E UNIT	LOCATION	MODEL	STATUS	INVENTORY NO. ON BOARD POOL	INVENTORY NO. ON BOARD OPERATING	PLANNED OPERATING ASSIGNMENTS 30 JUN 1961	30 SEP 1961	31 DEC 1961	31 MAR 1962
		R4Y 1	A9		2				
				*	2*				
		TF 1	HF	1					
		TF 1	T	2					
				3*	*				
		GV 1	A9		1				
		GV 1	T	1					
				1*	1*				
		UF 1	A9		1				
				*	1*				
		T2J 1	A9		1				
		T2J 1	T	2					
				2*	1*				
		T2V 1	A9		7				
		T2V 1	T	1					
				1*	7*				
		F9F 8T	A9		4				
		F9F 8T	T	1					
				1*	4*				
		F3D 2T2	A9		5				
				*	5*				
		T 34B	A9		2				
				*	2*				
		T 28B	A9		3				
				*	3*				
		R4D 5S	T	1					
				1*	*				
		T 28BD	A9		3				
				*	3*				
		HSS 2	T	10					
		HSS 2	TR	1					
				11*	*				
		HSS 1	A9		3				
		HSS 1	T	4					
				4*	3*				
		HSS 1N	A9		3				
		HSS 1N	TR	1					
				1*	3*				
		HOK 1	T	1					
				1*	*				
		HRS 3	A9		1				
				*	1*				
		HU2K 1	B	1					
		HU2K 1	T	13					
				14*	*				
		HUS 1A	A9		1				
				*	1*				
		HUP 2	T	1					
				1*	*				
		HTK 1	T	2					
				2*	*				
		ZS2G 1	A9		1				
				*	1*				
		ZPG 2	A9		3				
				*	3*				
		Y/F8U 2	A9		1				
				*	1*				
		Y/F8U 1	A9		4				
				*	4*				
		Y/F11F 1	A9		2				
		Y/F11F 1	D5	2					
				2*	2*				
		Y/FJ 4	A9		2				
				*	2*				
		Y/FJ 3	A9		1				
		Y/F 3	D5	1					
				1*	1*				

RDT&E UNIT	LOCATION	MODEL	STATUS	INVENTORY NO. ON BOARD POOL	INVENTORY NO. ON BOARD OPERATING	PLANNED OPERATING ASSIGNMENTS 30 JUN 1961	30 SEP 1961	31 DEC 1961	31 MAR 1962
		Y/F8U 2N	A9		5				
				*	5*				
		Y/F3H 2	A9		4				
				*	4*				
		Y/F4H 1F	A9		1				
				*	1*				
		Y/F4D 1	A9		3				
		Y/F4D 1	D5	1					
				1*	3*				
		Y/A4D 2	A9		4				
				*	4*				
		Y/A4D 2N	A9		2				
				*	2*				
		Y/A4D 1	A9		3				
		Y/A4D 1	D5	1					
				1*	3*				
		Y/FJ 4B	A9		2				
				*	2*				
		Y/A3D 1Q	A9		1				
				*	1*				
		Y/A3D 1	A9		4				
				*	4*				
		Y/S2F 1	A9		1				
				*	1*				
		Y/WV 2	G5	1					
				1*	*				
		Y/R4Y 1	A9		1				
				*	1*				
		Y/T2J 1	A9		2				
				*	2*				
		Y/TV 2	A9		1				
				*	1*				
		Y/F9F 8T	A9		3				
				*	3*				
		Y/T 34B	A9		1				
				*	1*				
		Y/HSS 1	A9		1				
				*	1*				
		Y/HUL 1	A9		1				
				*	1*				
		YF8U 2N	A9		2				
				*	2*				
		YF4H 1F	A9		5				
				*	5*				
		YA3J 1	A9		4				
				*	4*				
		YS2F 3	A9		1				
				*	1*				
		YGV 1	A9		2				
				*	2*				
		YHSS 2	A9		6				
				*	6*				
		F9F 6K2	A9		15				
				*	15*				
		F9F 6K	A9		8				
				*	8*				
		F6F 5K	A9		3				
				*	3*				
TOTAL				133	224				
PROGRAM				12	128				
NON PROGRAM #				121	96				

See Glossary. Operating includes aircraft reported in "A" number status. Pool includes aircraft reported in other than "A" status.

[redacted]

[redacted]

TOTAL PROGRAM & NON-PROGRAM AIRCRAFT

TABLE 2

DECLASSIFIED

LOCATION OF AIRCRAFT INVENTORY AND PLANNED OPERATING ASSIGNMENTS

BY COMMAND AND UNIT

DECLASSIFIED

May 1961

RDT&E UNIT	LOCATION	MODEL	INVENTORY STATUS	INVENTORY NO. ON BOARD POOL	INVENTORY NO. ON BOARD OPERATING	PLANNED OPERATING ASSIGNMENTS 30 JUN 1961	30 SEP 1961	31 DEC 1961	31 MAR 1962
RDT&E AIRCRAFT									
NAS RDT&E	ANACOSTIA	Y/S2F 1	A9		1				
				*	1*				
BWR	WALTHAM	F3H 2N	T	1					
		F3D 2	T	1					
		F3D 2M	T	1					
		F3D 1	U	1					
		F4D 1	T	1					
		R4D 5S	T	1					
				6*	*				
ONR	BOSTON	R4D 6R	T	1					
				1*	*				
NASA	CLEVELAND	R4D 6	U	1					
				1*	*				
NLO	EDWARDS AFB	F4H 1F	U	1					
		R4D 5	U	1					
				2*	*				
NPF	EL CENTRO	A4D 1	A9		2				
		AD 5	A9		1				
		R4D 5	A9		1				
		T2V 1	A9		1				
		F9F 8T	A9		2				
		F3D 2T2	A9		1				
		Y/TV 2	A9		1				
				*	9*				
NAF RDT&E	CHINA LAKE	FJ 4	A9		1				
		FJ 3D2	A9		3				
		FJ 3D2	D5	1					
		A4D 2	A9		1				
		A4D 2N	A9		1				
		FJ 4B	A9		1				
		AD 5N	A9		2				
		S2F 3	A9		1				
		P2V 4	A9		1				
		P2V 5FD	A9		1				
		F3D 2T2	A9		3				
		T 28BD	A9		3				
		HSS 1N	A9		1				
		Y/F8U 1	A9		3				
		Y/F8U 2N	A9		1				
		Y/A4D 2	A9		1				
		Y/A4D 1	A9		2				
		Y/A4D 1	D5	1					
		Y/FJ 4B	A9		1				
		Y/F9F 8T	A9		1				
		F9F 6K2	A9		15				
		F9F 6K	A9		6				
		F6F 5K	A9		2				
				2*	51*				
NWEF	KIRTLAND AFB	F3H 2.	A9		2				
		F4H 1F	A9		1				
		A4D 2N	A9		1				
		FJ 4B	A9		1				
		A3J 1	A9		1				
		A3D 1	D5	1					
		AD 6	A9		1				
		S2F 1	A9		1				
		T2V 1	A9		1				
		F9F 8T	A9		1				
				1*	10*				
NADC	JOHNSVILLE	F8U 1P	A9		1				
		F9F 8P	A9		1				
		A4D 2N	A9		1				
		F9F 8B	A9		1				
		A3D 1P	A9		1				
		WF 2	A9		1				
		S2F 3	A9		1				
		P2V 7	A9		2				
		P2V 5F	A9		1				
		WV 2	A9		1				
		R4Y 1	A9		1				
		HSS 1N	A9		1				
		Y/HSS 1	A9		1				
		F9F 6K	A9		2				
		F6F 5K	A9		1				
				*	17*				
NATFSI	LAKEHURST	F8U 1	A9		1				
		F11F 1	A9		1				
		FJ 4	G6	1					
		F3H 2N	G6	1					
		F4D 1	A9		1				
		AD 5N	A9		1				
		T2V 1	A9		1				
		Y/A4D 1	A9		1				
				2*	6*				
NAS	LAKEHURST	ZS2G 1	A9		1				
		ZPG 2	A9		2				
				*	3*				
NASA	LANGLEY FLD	F11F 1	U	1					
				1*	*				
NASA	MOFFETT FLD	R4D 6	U	1					
				1*	*				
MINEDEFDEVU	PANAMA CITY	HSS 1	A9		2				
		Y/HUL 1	A9		1				
				*	3*				
NAMC	PHILADELPHIA	F4H 1F	A9		1				
		T2J 1	A9		1				
		Y/T 34B	A9		1				
				*	3*				
NATC RDT&E	PTXNT RIVER	F8U 2	A9		3				
		F8U 2	G6	1					
		F8U 1E	A9		1				
		F9F 8	A9		2				
		F3H 2N	A9		1				
		F4H 1F	A9		2				
		F4D 1	A9		2				
		A4D 2	A9		1				
		A4D 2	D5	1					
		A4D 2N	A9		1				
		A4D 1	A9		1				
		FJ 4B	A9		2				
		FJ 4B	D5	1					
		F9F 8B	A9		1				
		A3D 2Q	A9		1				
		AD 5	A9		1				
		AD 5	G1		1				
		AD 5	C	1					
		S2F 1	A9		1				
		P2V 5F	A9		1				
		P2V 5F	D5	1					
		WV 2	A9		1				
		R5D 3	A9		1				
		R5D 2	A9		1				
		R4D 6	A9		1				
		R4D 5	A9		1				
		TF 1	HF	1					
		GV 1	A9		1				
		UF 1	A9		1				
		T2V 1	A9		4				
		F9F 8T	A9		1				
		T 28B	A9		3				
		HSS 1	A9		1				
		HSS 1N	A9		1				
		HRS 3	A9		1				
		HUS 1A	A9		1				
		Y/F8U 2	A9		1				
		Y/F8U 1	A9		1				
		Y/F11F 1	A9		2				
		Y/F11F 1	D5	2					
		Y/FJ 4	A9		2				
		Y/FJ 3	A9		1				
		Y/FJ 3	D5	1					
		Y/F8U 2N	A9		4				
		Y/F3H 2	A9		2				
		Y/F4D 1	A9		3				
		Y/F4D 1	D5	1					
		Y/A4D 2	A9		2				
		Y/A4D 2N	A9		1				
		Y/FJ 4B	A9		1				
		Y/A3D 1Q	A9		1				
		Y/A3D 1	A9		1				
		Y/WV 2	G5	1					
		Y/R4Y 1	A9		1				
		Y/T2J 1	A9		2				
		Y/F9F 8T	A9		2				
		YF8U 2N	A9		2				
		YF4H 1F	A9		4				
		YA3J 1	A9		4				
		YS2F 3	A9		1				
		YGV 1	A9		2				
		YHSS 2	A9		6				
				11*	86*				
USNMC RDT&E	POINT MUGU	F3H 2	A9		1				
		F3H 2	T	2					
		F4H 1F	T	1					
		F4D 1	A9		2				
		A4D 2N	A9		2				
		A4D 1	A9		1				
		A3D 1Q	A9		1				
		P2V 6M	A9		1				
		WV 2E	A9		1				
		R4Y 1	A9		1				
		Y/F3H 2	A9		2				
		Y/F4H 1F	A9		1				
		Y/A4D 2	A9		1				
		Y/A4D 2N	A9		1				
		Y/A3D 1	A9		3				
		YF4H 1F	A9		1				
				3*	19*				

[redacted]

DECLASSIFIED

[redacted]

TOTAL PROGRAM & NON-PROGRAM AIRCRAFT

TABLE 2 [redacted]

LOCATION OF AIRCRAFT INVENTORY AND PLANNED OPERATING ASSIGNMENTS

DECLASSIFIED

BY COMMAND AND UNIT

RDT&E UNIT	LOCATION	MODEL	INVENTORY STATUS	INVENTORY NO. ON BOARD POOL	INVENTORY NO. ON BOARD OPERATING	PLANNED OPERATING ASSIGNMENTS 30 JUN 1961	30 SEP 1961	31 DEC 1961	31 MAR 1962
MCAS AES 12	QUANTICO	T 34B	A9		2				
				*	2*				
NATU	QUONSET PNT	A4D 1	A9		1				
		S2F 1	A9		1				
				*	2*				
INSMAT	SCHENECTADY	HSS 1	T	1					
				1*	*				
NADU	SO WEYMOUTH	F4D 1	A9		2				
		S2F 1	D5	1					
		P2V 5F	A9		1				
		P2V 5FS	A9		2				
		WV 2	A9		3				
		F3D 2T2	A9		1				
		ZPG 2	A9		1				
				1*	10*				
BUREAU OF NAVAL WEAPONS REPRESENTATIVES									
BWR RDT&E	BALTIMORE	F2H 2	T	1					
		F3D 2	T	1					
		F8U 1P	T	1					
		A3D 2P	T	1					
				4*	*				
BWR RDT&E	BETHPAGE	F11F 1	T	1					
		F9F 8B	T	1					
		A3D 1	T	1					
		A2F 1	T	5					
		W2F 1	T	3					
		WF 2	T	1					
		S2F 3	T	4					
		S2F 1	T	1					
		TF 1	T	2					
		F9F 8T	T	1					
				20*	*				
BWR RDT&E	BLOOMFIELD	HOK 1	T	1					
		HU2K 1	B	1					
		HU2K 1	T	13					
		HTK 1	T	2					
				17*	*				
BWR RDT&E	BUFFALO	F3D 1	T	1					
				1*	*				
BWR RDT&E	BURBANK	P3V 1	T	1					
		P2V 7S	T	1					
		P2V 5FS	T	1					
		T2V 1	T	1					
				4*	*				
BWR RDT&E	COLUMBUS	FJ 4	T	1					
		F9F 8P	T	1					
		A3J 1	T	10					
		AJ 1	T	1					
		GV 1	T	1					
		T2J 1	T	2					
				16*	*				
BWR RDT&E	DALLAS	F8U 2	T	1					
		F8U 1	T	3					
		F8U 2N	T	3					
				7*	*				
BWR RDT&E	EST HARTFORD	HSS 2	T	10					
		HSS 2	TR	1					
		HSS 1	T	3					
		HSS 1N	TR	1					
				15*	*				
BWR RDT&E	EL SEGUNDO	A4D 2	A9		1				
		A4D 2N	A9		1				
		A4D 2N	T	2					
		A3D 2P	T	1					
		A3D 2Q	T	2					
		A3D 2	T	2					
				7*	2*				
BWR RDT&E	MORTON	HUP 2	T	1					
				1*	*				
BWR RDT&E	ST LOUIS	F4H 1F	T	8					
				8*	*				
TOTAL				133	224				
PROGRAM				12	128				
NON PROGRAM #				121	96				

See Glossary. Operating includes aircraft reported in "A" number status. Pool includes aircraft reported in other than "A" status.

[redacted]

[redacted]

TOTAL PROGRAM & NON-PROGRAM AIRCRAFT

TABLE 2

LOCATION OF AIRCRAFT INVENTORY AND PLANNED OPERATING ASSIGNMENTS

BY COMMAND AND UNIT

DECLASSIFIED.

BUWEPS FR UNIT	LOCATION	MODEL	INVENTORY STATUS	INVENTORY NO. ON BOARD
OVERHAUL & REPAIR ACTIVITIES				
O&R BUWEPS FR	ALAMEDA	F8U 2	ER	1
		F8U 2	EV	1
		F11F 1	EA	3
		FJ 4	EA	1
		FJ 4	EE	6
		FJ 4	Y	1
		FJ 3M	EA	8
		FJ 3D	EE	7
		FJ 3D	Y	1
		FJ 3D2	Y	1
		F9F 5KD	B	2
		A4D 2N	D1	1
		A4D 2N	G5	1
		A4D 2N	H5	1
		A4D 1	EA	1
		FJ 4B	D1	1
		FJ 4B	Y	1
		AD 6	EA	6
		AD 6	EJ	2
		AD 6	ER	1
		AD 6	E1	1
		AD 5	EJ	2
		AD 5N	EA	1
		AD 5N	EJ	1
		AD 5W	EJ	8
		AD 5W	NX	1
		AD 5W	Y	1
		P2V 7	DE	3
		P2V 7	D5	1
		P2V 7S	B	1
		P2V 7S	MY	2
		P2V 6M	E5	4
		P2V 6TX	E5	1
		P2V 5F	DE	8
		P2V 5F	D5	4
		P2V 5F	E5	2
		P2V 5F	I	1
		P2V 5FS	B1	2
		R4D 6	B	1
		JD 1	Y	1
		TV 2D	P4	1
		SNB 5	P4	2
		SNB 5	S4	2
		HRS 3	WB	1
		HUS 1	B	3
		HUK 1	Y	1
				103*
O&R BUWEPS FR	CHERRY POINT	F3H 2M	Y	1
		FJ 4	EA	1
		FJ 3	EA	4
		FJ 3	E5	9
		FJ 3M	EA	12
		FJ 3M	NX	26
		F2H 4	NX	4
		F2H 3	NX	4
		F3H 2	D1	1
		F3H 2	EA	2
		F3H 2X	D7	2
		F3H 2N	Y	3
		FJ 3D	E5	3
		OE 2	B	1
		OE 1	D1	3
		OE 1	E1	1
		R4Q 2	B	1
		R4Q 2	D3	3
				81*
O&R BUWEPS FR	JACKSONVILLE	F8U 2	ER	1
		F8U 1	ER	1
		F4D 1	B	3
		F4D 1	D5	3
		F4D 1	EA	9
		F4D 1	NX	1
		A4D 2	ER	5
		A4D 2N	ER	1
		A3D 2	D1	3
		A3D 2	EA	2
		HSS 1	B	1
		HSS 1	D4	3
		HSS 1	EA	3
		HSS 1	E1	9
		HSS 1N	D1	4
		HSS 1N	E1	11
		HOK 1	B	1
		HOK 1	D1	4
		HOK 1	EA	2
		HOK 1	E1	14
		HO4S 3	D1	1
		HO4S 3	E1	9
		HRS 3	D1	1
		HRS 3	EA	1
		HRS 3	E1	7
		HUS 1	D1	5
		HUS 1	E1	8
		HR2S 1	B	1
		HR2S 1	D1	5
		HR2S 1	EA	1
		HR2S 1	E1	2
		HUK 1	D1	2
		HUK 1	EA	1
		HUK 1	E1	5
		HUS 1A	D1	2
		HUS 1A	E1	3
		HUL 1	D1	1
		HUL 1	E1	1
		HUP 2	D1	3
		HUP 2	EA	1
		HUP 2	E1	3
		HUP 2	P4	1
		HTL 7	D1	4
		HTL 7	E1	1
		HTL 6	D1	2
		HTL 6	EA	1
		HTL 6	E1	12
				163*
O&R BUWEPS FR	LAKEHURST	HSS 1	G5	1
		ZPG 2	MW	1
		ZPG 2	NX	2
		ZPG 3W	HG	2
		ZPG 2W	MX	1
				7*
O&R BUWEPS FR	NORFOLK	F8U 2	D1	1
		F8U 2	EA	3
		F8U 1	B	1
		F8U 1	EA	3
		F8U 1	G5	1
		F8U 1E	D1	2
		F8U 1E	EA	2
		F8U 1E	Y	1
		F11F 1	B	2
		F11F 1	D5	1
		F11F 1	E5	2
		F11F 1	MX	2
		F11F 1	NX	1
		F11F 1	Y	2
		F9F 8	DA	1
		F9F 8	PC	29
		F2H 4	PA	1
		F3H 2	ER	2
		F4D 1	ER	1
		F8U 1P	B	1
		F9F 8P	D1	1
		F9F 6D	PC	1
		F9F 5KD	D1	2
		A4D 2	ER	1
		F9F 8B	D1	15
		F9F 8B	E1	6
		A3D 2P	ER	1
		A3D 2	Y	1
		S2F 1S	Y	1
		P2V 5F	EA	1
		P5M 2	NX	1
		P5M 1	MX	1
		P5M 1	NX	27
		TF 1	ER	1
		JD 1	D1	4
		JD 1	E1	2
		F9F 8T	EA	2
		HSS 1	ER	3
		HSS 1N	ER	1
		HSS 1N	Y	1
		HUS 1A	ER	1
		HTL 4	MW	2
		F9F 6K2	B	2
		F9F 6K2	G7	5
		F9F 6K2	HG	1
		F9F 6K2	MZ	2
		F9F 6K2X	E4	2
		F9F 6K2X	MW	21
		F9F 6K	B3	1
		F9F 6K	G5	1
		F9F 6K	MZ	36
		F9F 6KX	E4	5
		F9F 6KX	MW	59
				270*
O&R BUWEPS FR	PENSACOLA	AD 6	ER	1
		S2F 2	D5	2
		S2F 2	E5	1
		S2F 1	EE	1
		S2F 1	G6	1
		P5M 1	B	1
		P5M 1	G4	2
		UF 2	D1	1
		UF 2	EA	1
		UF 2	E1	2
		UF 1	B	2
		UF 1	C	1
		UF 1	D1	2
		UF 1	E1	2

[redacted]

[redacted]

TOTAL PROGRAM & NON-PROGRAM AIRCRAFT

TABLE 2

LOCATION OF AIRCRAFT INVENTORY AND PLANNED OPERATING ASSIGNMENTS

DECLASSIFIED

BY COMMAND AND UNIT

BUWEPS FR UNIT	LOCATION	MODEL	INVENTORY STATUS	INVENTORY NO. ON BOARD
		T2J 1	B	6
		T2J 1	D1	1
		T2J 1	EA	1
		T2J 1	G6	1
		T2J 1	G7	13
		T2J 1	H7	21
		T2J 1	Y	1
		SNB 5	B	4
		SNB 5	C	1
		SNB 5	DA	2
		SNB 5	D1	20
		SNB 5	E1	9
		SNB 5	P4	2
		SNB 5P	D1	1
		SNB 5P	EA	1
		T 34B	C	2
		T 34B	D1	15
		T 34B	E1	12
		T 34B	MW	130
		T 28B	B	2
		T 28B	C	2
		T 28B	D1	19
		T 28B	E1	16
		T 28C	D1	2
		T 28C	E1	1
		HTL 6	EJ	1
				306*
O&R BUWEPS FR	QUONSET PNT	A4D 2	DA	1
		A4D 2	D1	1
		A4D 2	EA	2
		A4D 2N	D1	1
		A4D 1	D1	1
		AD 7	D1	6
		AD 7	E1	11
		AD 6	B	6
		AD 6	C	2
		AD 6	DA	3
		AD 6	D1	37
		AD 6	EA	4
		AD 6	E1	18
		AD 6	E5	2
		[illegible]	[illegible]	[illegible]
		AD 5	DA	4
		AD 5	D1	5
		AD 5	E1	2
		AD 5N	D1	4
		AD 5N	E1	1
		AD 5Q	B	1
		AD 5Q	D1	6
		AD 5Q	E1	1
		AD 5W	B	3
		AD 5W	DA	2
		AD 5W	EA	3
		AD 5W	E1	9
		UC 1	D1	2
		HSS 1	Y	1
		HUP 2	FA	1
				142*
O&R BUWEPS FR	SAN DIEGO	F8U 2	B	1
		F8U 1	D1	2
		F8U 1	EA	3
		F8U 1E	B	1
		F11F 1	Y	1
		F3H 2N	P3	3
		F8U 2N	G7	1
		F8U 2N	H7	1
		F2H 4	MY	2
		F2H 4	NX	1
		F2H 3	P4	1
		F3H 2	B3	1
		F3H 2	D5	1
		F3H 2	EA	3
		F3H 2	NX	1
		F3H 2X	DG	1
		F3H 2X	D7	2
		F3D 2N	MX	1
		F4D 1	EE	1
		F4D 1	E5	2
		F4D 1	MX	2
		F4D 1	NX	1
		F8U 1P	MX	1
		F8U 1P	NX	4
		F3D 2Q	D1	1
		F3D 2Q	E1	1
		A4D 2	HF	1
		FJ 4B	EV	1
		F9F 8B	EU	1
		AD 6	C	1
		AD 6	EJ	1
		AD 6	NX	2
		AD 5	WE	1
		WF 2	D1	1
		S2F 1	E5	2
		S2F 1	HF	1
		P5M 2S	B	7
		P5M 1	EA	1
		P5M 1	E1	3
		P5M 1	MX	39
		P5M 1	NY	1
		P5M 1S	B3	1
		P5M 1S	NY	1
		P5M 1SX	G8	4
		UF 1	ER	2
		TV 2	B	1
		TV 2	EA	1
		TV 2	EJ	1
		TV 2	EU	7
		F3D 2T2	B	1
		TV 2D	EU	1
		HSS 1	D1	2
		HSS 1	EA	3
		HSS 1	E1	4
		HSS 1N	B	1
		HSS 1N	DA	1
		HSS 1N	D1	6
		HSS 1N	E1	3
		HOK 1	EJ	1
		HO4S 3	E1	1
		HRS 3	D1	3
		HRS 3	EA	2
		HRS 3	WD	1
		HRS 3	WE	1
		HUS 1	B	1
		HUS 1	DA	1
		HUS 1	D1	7
		HUL 1	ER	1
		HUP 2	WD	1
		HUP 2	WE	1
		YF2Y 1	P3	1
				165*
O&R BUWEPS FR	TULSA	TV 2	B	2
		TV 2	D1	4
				6*
BUREAU OF NAVAL WEAPONS REPRESENTATIVES				
BWR FR	BALTIMORE	P5M 2S	B	1
		P5M 2S	B2	3
		P5M 2SX	D1	5
				9*
BWR FR	BETHPAGE	A2F 1	V	1
		WF 2	V	1
		S2F 3	C	1
		S2F 3	G5	1
		S2F 3	V	12
		S2F 1	R	13
				29*
BWRR FR	BLOOMFIELD	HU2K 1	V	3
				3*
BWR FR	BURBANK	P2V 7SX	G5	5
		P2V 5FS	B	1
		P2V 5FS	G5	1
		P2V 5FSX	G5	19
		WV 2	G5	1
				27*
BWR FR	COLUMBUS	T2J 1	G5	1
		T2J 1	G7	2
		T 28C	G7	60
				63*
BWR FR	DALLAS	F8U 2N	B	5
		F8U 2N	T	1
		R5D 5	D3	2
		R5D 3	B	2
		R5D 3	D3	9
		R5D 2	B	1
		[illegible]	[illegible]	[illegible]
		R5D 4R	B	1
		R5D 4R	D3	2
		R4D 8	B	1
		R4D 8	D1	17
		R4D 6	D1	4
		R4D 5	D1	1
		HUP 3	HF	4
				51*

[redacted]

TOTAL PROGRAM & NON-PROGRAM AIRCRAFT

TABLE 2 LOCATION OF AIRCRAFT INVENTORY AND PLANNED OPERATING ASSIGNMENTS

BY COMMAND AND UNIT

DECLASSIFIED

BUWEPS FR UNIT	LOCATION	MODEL	INVENTORY STATUS	INVENTORY NO. ON BOARD	PLANNED OPERATING ASSIGNMENTS
BWR FR	EL SEGUNDO	A4D 2N	V	9	
		A3D 2P	G5	1	
		R4D 6R	D1	1	
				11*	
BWR FR	EST HARTFORD	HSS 2	EA	1	
		HSS 2	V	30	
		HSS 1N	V	8	
		HUS 1	V	7	
		HR2S 1	V	1	
				47*	
BWR FR	ST LOUIS	F4H 1	C	1	
		F4H 1	V	7	
		F4H 1F	B	4	
		T2V 1	T	1	
				13*	
BWR FR	W PALM BEACH	R6D 1	D3	2	
		R4Y 1	D3	4	
				6*	
MISCELLANEOUS BUWEPS ACTIVITIES					
POOL BUWEPS FR	BEAUFORT	F8U 1	ER	1	
				1*	
POOL BUWEPS FR	CRPS CHRISTI	T 34B	E1	1	
				1*	
POOL BUWEPS FR	KEY WEST	F3H 2	HF	1	
				1*	
POOL BUWEPS FR	OCEANA	A3D 2	HF	1	
				1*	
POOL BUWEPS FR	PTXNT RIVER	A4D 2	HF	1	
				1*	
POOL BUWEPS FR	SO WEYMOUTH	FJ 3	Y	1	
				1*	
ACFT ON LOAN BUWEPS FR					
ARTIC RES LAB		R4D 5S	U	1	
				1*	
BLATZ AIRLINES		R4D 6R	U	1	
				1*	
CEN AIRLNE INC		R4D 6R	U	2	
		R4D 5R	U	1	
				3*	
DEPT OF AGRI		SNB 5	U	1	
		R4D 6S	U	1	
				2*	
DEPT OF INT		R4D 6Q	U	1	
				1*	
DEPT OF JUSTCE		R4D 5	U	2	
				2*	
FED AVN AGENCY		F9F 8P	U	2	
		R4D 5	U	1	
		R4D 6R	U	16	
		R4D 5R	U	2	
		R4D 6Z	U	5	
		R4D 5Z	U	1	
		F9F 8T	U	1	
		R4D 6Q	U	3	
		R4D 5Q	U	4	
		R4D 6S	U	12	
		HR2S 1	U	1	
				48*	
FLYING CLUB	CRPS CHRISTI	T 34B	U	1	
				1*	
FLYING CLUB	JOHNSVILLE	T 34B	U	1	
				1*	
FLYING CLUB	LAKEHURST	T 34B	U	1	
				1*	
FLYING CLUB	NEW ORLEANS	T 34B	U	1	
				1*	
FLYING CLUB	NEW RIV JAX	T 34B	U	1	
				1*	
FLYING CLUB	PENSACOLA	T 34B	U	1	
				1*	
FLYING CLUB	ROTA	T 34B	U	1	
				1*	
FLYING CLUB	WHITING FLD	T 34B	U	1	
				1*	
GEN ELEC CO		T 34B	U	1	
				1*	
LAKE CEN AIRLN		R4D 6R	U	1	
		R4D 5R	U	1	
		T 34B	U	1	
				3*	
NO CEN AIRLNS		R4D 6R	U	2	
				2*	
OZARK AIR INC		R4D 5R	U	2	
				2*	
TRANS TEX AIRW		R4D 5R	U	2	
				2*	
U S ARMY		A4D 2N	U	2	
		A4D 1	U	1	
		T2V 1	U	1	
		SNB 1	U	1	
		T 28B	U	2	
		R4D 6Q	U	4	
		R4D 5Q	U	1	
		R4D 6S	U	1	
		R4D 5S	U	1	
				15*	
USAF		F8U 1	U	1	
		F8U 1D	U	1	
		TV 2D	U	1	
		TV 2KD	U	1	
				4*	

[redacted]

TOTAL PROGRAM & NON-PROGRAM AIRCRAFT

TABLE 2

LOCATION OF AIRCRAFT INVENTORY AND PLANNED OPERATING ASSIGNMENTS

DECLASSIFIED

BY COMMAND AND UNIT

BUWEPS FR UNIT	LOCATION	MODEL	INVENTORY STATUS	INVENTORY NO. ON BOARD
STORAGE FACILITIES				
STORAGE FACLTY	LITCHFLD PRK	F8U I	MX	2
		F11F 1	MX	48
		F9F 8	MX	2
		F9F 8	P3	100
		F9F 8	P4	6
		F9F 7	MX	24
		F9F 6	P3	167
		F9F 6	P4	1
		F3H 2M	P3	52
		F3H 2M	P4	1
		FJ 4	MX	1
		FJ 4	P4	2
		FJ 3	MX	43
		FJ 3	P4	12
		FJ 3	WB	4
		FJ 3M	MX	11
		F2H 4	MX	10
		F2H 4	P4	3
		F2H 4	WB	18
		F2H 3	MX	23
		F2H 3	P4	22
		F2H 3	WB	6
		F3H 2N	P3	11
		F4D 1	MX	20
		F8U 1P	MX	17
		F9F 8P	MX	44
		F9F 6D	MX	2
		F9F 6D	P3	14
		F9F 6D	P4	3
		FJ 3D	MX	3
		A4D 1	MX	3
		F9F 8B	MX	129
		F9F 8B	MY	3
		AD 6	MX	80
		AD 6	MY	4
		AD 5	MX	52
		AD 5N	MX	48
		AD 5N	P4	5
		AD 5N	WB	19
		AD 5Q	MX	3
		AD 5W	MX	82
		AD 5W	P4	6
		AD 5W	WB	4
		S2F 2	MX	7
		S2F 1	MX	27
		S2F 1	P4	1
		S2F 1T	MX	6
		P2V 6	MX	7
		P2V 6F	MX	1
		P2V 6M	MX	5
		P2V 6T	MX	5
		P2V 4	MX	23
		P2V 4	P4	3
		P2V 4	WB	11
		WV 2	MX	23
		R5D 3	MX	1
		R4Q 2	MX	3
		R4D 6	MX	7
		R4D 5	F1	1
		R4D 5	MX	9
		R4D 6R	MX	1
		R4D 5R	MX	7
		R4D 6Z	MX	1
		UF 1	MX	18
		UF 1T	MX	2
		JD 1	MX	14
		JD 1	P4	4
		JD 1	S4	3
		JD 1D	MX	2
		JD 1D	S4	1
		T2V 1	MX	56
		TV 2	F1	1
		TV 2	MX	234
		TV 2	MY	1
		TV 2	S4	1
		F9F 8T	MX	14
		F3D 2T2	MX	15
		TV 2D	MX	3
		TV 2D	P4	2
		TV 2KD	MX	6
		TV 2KD	P4	1
		SNB 5	MX	204
		SNB 5	P4	40
		SNB 5	S4	17
		SNB 5P	MX	9
		T 34B	MX	12
		T 28B	MX	36
		T 28C	F1	2
		T 28C	MX	38
		R4D 6S	MX	3
		R4D 5S	MX	7
		T 28BD	MX	2
		HRS 3	MX	1
		HRS 3	P4	9
		HRS 3	WB	6
		HUP 2	P4	10
		HUP 2	WB	20
		F9F 6K	MY	15
		P4Y 2K	MY	2
				2070*
NON OPERATIONAL SUPPORT				1050
RESERVE STOCK				1726
TOTAL PROGRAM				2776
NON PROGRAM (INCLUDING DRONES)				897
TOTAL INVENTORY				3673

[redacted]

DECLASSIFIED

[redacted]

TABLE 3

PROGRAM INVENTORY BY STATUS AND PLANNED OPERATING ASSIGNMENTS

BY COMMAND, CLASS AND MODEL

CLASS AND MODEL	COMMAND	TOTAL	BUWEPS FR: NON OPERATIONAL SUPPORT	BUWEPS FR: RESERVE STOCK	OPERATING COMMANDS: OPERATIONAL POOL: READY FOR ISSUE	OPERATING COMMANDS: OPERATIONAL POOL: NOT READY FOR ISSUE: UNDG. PAR & AIRLINE MAINTENANCE	OPERATING COMMANDS: OPERATIONAL POOL: NOT READY FOR ISSUE: OTHER	OPERATING COMMANDS: ON BOARD OPERATING INV.	PLANNED OPT'G. ASSIGNMENTS: * 30 JUN 1961	PLANNED OPT'G. ASSIGNMENTS: * 30 SEP 1961	PLANNED OPT'G. ASSIGNMENTS: * 31 DEC 1961	PLANNED OPT'G. ASSIGNMENTS: * 31 MAR 1962
	LANT	2238			84	137	84	1933				
	PAC	2606			175	217	116	2098				
	NABS	568			1	12	4	551	561	558	558	557
	NATRA	1375			12	50	59	1254				
	NART	771			18	48	12	693				
	RDT&E	140			2	6	4	128				
	BUWPS	2776	1050	1726								
		10474	1050	1726	292	470	279	6657	561	558	558	557
FIGHTER JET	LANT	507			16	61	14	416				
	PAC	729			49	94	27	559				
	NABS	12				1	1	10	11	11	11	11
	NATRA	121				15	10	96				
	NART	107			4	8	1	94				
	RDT&E	33				1	3	29				
	BUWPS	460	159	301								
		1969	159	301	69	180	56	1204	11	11	11	11
ATTACK JET	LANT	521			21	36	26	438				
	PAC	618			61	74	38	445				
	NATRA	84			3			81				
	NART	104			1	5		98				
	RDT&E	28				3		25				
	BUWPS	198	63	135								
		1553	63	135	86	118	64	1087				
ATTACK PROP	LANT	188			4	4	8	172				
	PAC	207			11	6	6	184				
	NABS	2						2	2	2	2	2
	NATRA	33			3			30				
	NART	66					2	64				
	RDT&E	8			1			7				
	BUWPS	432	160	272								
		936	160	272	19	10	16	459	2	2	2	2
ANTI SUBMARINE	LANT	140			9	13	1	117				
	PAC	105			3	9	1	92				
	NABS	7				1		6	6	6	6	6
	NATRA	116			4	14	2	96				
	NART	203			6	24	6	167				
	RDT&E	6				1		5				
	BUWPS	63	23	40								
		640	23	40	22	62	10	483	6	6	6	6
PATROL	LANT	218			10	11	1	196				
	PAC	204			15	14	3	172				
	NABS	2						S	2	2	2	2
	NATRA	19				1	1	17				
	NART	88			6	10		72				
	RDT&E	11				1		10				
	BUWPS	195	82	113								
		737	82	113	31	37	5	469	2	2	2	2
WARNING	LANT	54			3		15	36				
	PAC	44					9	35				
	NABS	5					1	4	3	6	6	6
	NATRA	6					1	5				
	RDT&E	6						6				
	BUWPS	24	1	23								
		139	1	23	3		26	86	3	6	6	6
OBSERVATION	LANT	10			1			9				
	PAC	25			3		2	20				
	BUWPS	5	5									
		40	5		4		2	29				
TRANSPORT PROP	LANT	148			7	4	4	133				
	PAC	125			9	2	2	112				
	NABS	89						89	86	85	85	85
	NATRA	15						15				
	NART	52					2	50				
	RDT&E	8					1	7				
	BUWPS	84	55	29								
		521	55	29	16	6	9	406	86	85	85	85
IN FLGT REFUEL	PAC	5						5				
	RDT&E	1						1				
		6						6				

* Planned Assignments of Table 3 are omitted from this issue, except for NABS, pending program review.

[redacted]

[redacted]

PROGRAM AIRCRAFT

DECLASSIFIED

TABLE 3

PROGRAM INVENTORY BY STATUS AND PLANNED OPERATING ASSIGNMENTS

BY COMMAND, CLASS AND MODEL

CLASS AND MODEL	COMMAND	TOTAL	BUWEPS FR: NON OPERATIONAL SUPPORT	BUWEPS FR: RESERVE STOCK	OPERATING COMMANDS: OPERATIONAL POOL: READY FOR ISSUE	OPERATING COMMANDS: OPERATIONAL POOL: NOT READY FOR ISSUE: UNDG. PAR & AIRLINE MAINTENANCE	OPERATING COMMANDS: OPERATIONAL POOL: NOT READY FOR ISSUE: OTHER	OPERATING COMMANDS: ON BOARD OPERATING INV.	PLANNED OPT'G. ASSIGNMENTS: 30 JUN 1961	30 SEP 1961	31 DEC 1961	31 MAR 1962
UTILITY	LANT	27			3		1	23				
	PAC	42			1		1	40				
	NABS	34			1			33	33	35	35	35
	NATRA	6						6				
	NART	2						2				
	RDT&E	1						1				
	BUWPS	58	22	36								
		170	22	36	5		2	105	33	35	35	35
TRAINING JET	LANT	105				7	3	95				
	PAC	146			11	18	3	114				
	NABS	85				10	1	74	87	84	84	84
	NATRA	274				20	4	250				
	NART	42			1	1	1	39				
	RDT&E	17						17				
	BUWPS	397	68	329								
		1066	68	329	12	56	12	589	87	84	84	84
TRAINING PROP	LANT	37			2			35				
	PAC	59			5		6	48				
	NABS	270						270	266	262	262	261
	NATRA	630			2		40	588				
	NART	48						48				
	RDT&E	8						8				
	BUWPS	613	172	441								
		1665	172	441	9		46	997	266	262	262	261
ROTARY WING	LANT	277			8		11	258				
	PAC	297			7		18	272				
	NABS	62					1	61	65	65	65	65
	NATRA	71					1	70				
	NART	59						59				
	RDT&E	9			1			8				
	BUWPS	241	238	3								
		1016	238	3	16		31	728	65	65	65	65
AIRSHIPS	LANT	6				1		5				
	RDT&E	4						4				
	BUWPS	6	2	4								
		16	2	4		1		9				
FIGHTER JET												
VF DAY	LANT	233			12	31	4	186				
	PAC	280			29	36	12	203				
	NABS	1					1					
	NATRA	113				15	10	88				
	NART	107			4	8	1	94				
	RDT&E	11					2	9				
	BUWPS	242	82	160								
		987	82	160	45	90	30	580				
VF AW	LANT	221				27	9	185				
	PAC	335			10	43	11	271				
	RDT&E	16					1	15				
	BUWPS	127	57	70								
		699	57	70	10	70	21	471				
VF P	LANT	38			2	3	1	32				
	PAC	61			5	9		47				
	NABS	1						1	1	1	1	1
	NATRA	8						8				
	RDT&E	2						2				
	BUWPS	68	2	66								
		178	2	66	7	12	1	90	1	1	1	1
VF D	LANT	9			2			7				
	PAC	25			2	5		18				
	NABS	8				1		7	8	8	8	8
	RDT&E	4				1		3				
	BUWPS	17	12	5								
		63	12	5	4	7		35	8	8	8	8
VF KD	PAC	7					2	5				
	NABS	2						2	2	2	2	2
	BUWPS	4	4									
		13	4				2	7	2	2	2	2

[redacted]

DECLASSIFIED [redacted]

PROGRAM AIRCRAFT

TABLE 3

PROGRAM INVENTORY BY STATUS AND PLANNED OPERATING ASSIGNMENTS

BY COMMAND, CLASS AND MODEL

CLASS AND MODEL	COMMAND	TOTAL	BUWEPS FR: NON OPERATIONAL SUPPORT	BUWEPS FR: RESERVE STOCK	OPERATING COMMANDS: OPERATIONAL POOL: READY FOR ISSUE	OPERATING COMMANDS: OPERATIONAL POOL: NOT READY FOR ISSUE: UNDG. PAR & AIRLINE MAINTENANCE	OPERATING COMMANDS: OPERATIONAL POOL: NOT READY FOR ISSUE: OTHER	OPERATING COMMANDS: ON BOARD OPERATING INV.	PLANNED OPT'G. ASSIGNMENTS: 30 JUN 1961	PLANNED OPT'G. ASSIGNMENTS: 30 SEP 1961	PLANNED OPT'G. ASSIGNMENTS: 31 DEC 1961	PLANNED OPT'G. ASSIGNMENTS: 31 MAR 1962
VF Q	LANT	6						6				
	PAC	21			3	1	2	15				
	BUWPS	2	2									
		29	2		3	1	2	21				
		1969	159	301	69	180	56	1204	11	11	11	11
ATTACK JET												
VA DAY	LANT	410			19	21	14	356				
	PAC	524			57	63	29	375				
	NATRA	84			3			81				
	NART	104			1	5		98				
	RDT&E	23				2		21				
	BUWPS	188	53	135								
		1333	53	135	80	91	43	931				
VA P	LANT	12				4		8				
	PAC	12			1	3		8				
	RDT&E	1						1				
	BUWPS	2	2									
		27	2		1	7		17				
VA Q	LANT	11			2			9				
	PAC	9				1	1	7				
	RDT&E	2						2				
		22			2	1	1	18				
VA HT	LANT	6				1		5				
	PAC	6			1	1		4				
		12			1	2		9				
VA H	LANT	82				10	12	60				
	PAC	67			2	6	8	51				
	RDT&E	2				1		1				
	BUWPS	7	7									
		158	7		2	17	20	112				
VA LL	BUWPS	1	1									
		1	1									
		1553	63	135	86	118	64	1087				
ATTACK PROP												
VA DAY	LANT	119			2		4	113				
	PAC	137			7		3	127				
	NATRA	33			3			30				
	NART	50					2	48				
	RDT&E	4			1			3				
	BUWPS	255	117	138								
		598	117	138	13		9	321				
VA AW	LANT	16			2			14				
	PAC	18				1		17				
	NABS	2						2	2	2	2	2
	NART	16						16				
	RDT&E	3						3				
	BUWPS	66	15	51								
		121	15	51	2	1		52	2	2	2	2
VA W	LANT	53				4	4	45				
	PAC	52			4	5	3	40				
	RDT&E	1						1				
	BUWPS	111	28	83								
		217	28	83	4	9	7	86				
		936	160	272	19	10	16	459	2	2	2	2
ANTI SUBMARINE												
VS	LANT	140			9	13	1	117				
	PAC	105			3	9	1	92				
	NABS	7				1		6	6	6	6	6
	NATRA	116			4	14	2	96				
	NART	203			6	24	6	167				
	RDT&E	6				1		5				
	BUWPS	63	23	40								
		640	23	40	22	62	10	483	6	6	6	6

[redacted]

TABLE 3

PROGRAM AIRCRAFT

DECLASSIFIED

PROGRAM INVENTORY BY STATUS AND PLANNED OPERATING ASSIGNMENTS

BY COMMAND, CLASS AND MODEL

CLASS AND MODEL	COMMAND	TOTAL	BUWEPS FR		OPERATING COMMANDS				PLANNED OPT'G. ASSIGNMENTS			
					OPERATIONAL POOL							
						NOT READY FOR ISSUE						
			NON OPERATIONAL SUPPORT	RESERVE STOCK	READY FOR ISSUE	UNDG. PAR & AIRLINE MAINTENANCE	OTHER	ON BOARD OPERATING INV.	30 JUN 1961	30 SEP 1961	31 DEC 1961	31 MAR 1962
PATROL												
VP L	LANT	180			5	11		164				
	PAC	143			13	14		116				
	NABS	1						1	1	1	1	1
	NATRA	12				1		11				
	NART	88			6	10		72				
	RDT&E	10				1		9				
	BUWPS	97	54	43								
		531	54	43	24	37		373	1	1	1	1
VP LD	LANT	2					1	1				
	PAC	4			2			2				
	NABS	1						1	1	1	1	1
	RDT&E	1						1				
		8			2		1	5	1	1	1	1
VP S	LANT	36			5			31				
	PAC	57					3	54				
	NATRA	7					1	6				
	BUWPS	98	28	70								
		198	28	70	5		4	91				
		737	82	113	31	37	5	469	2	2	2	2
WARNING												
VW WEA	LANT	7					4	3				
		7					4	3				
VW AEW	LANT	43			2		11	30				
	PAC	40					9	31				
	NABS	5					1	4	3	6	6	6
	NATRA	6					1	5				
	RDT&E	6						6				
	BUWPS	24	1	23								
		124	1	23	2		22	76	3	6	6	6
VW Q	LANT	4			1			3				
	PAC	4						4				
		8			1			7				
		139	1	23	3		26	86	3	6	6	6
OBSERVATION												
VO	LANT	10			1			9				
	PAC	25			3		2	20				
	BUWPS	5	5									
		40	5		4		2	29				
TRANSPORT PROP												
VR H	LANT	31				2	2	27				
	PAC	55			2		2	51				
	NABS	17						17	14	14	14	14
	NATRA	4						4				
	NART	35					1	34				
	RDT&E	2						2				
	BUWPS	21	20	1								
		165	20	1	2	2	5	135	14	14	14	14
VF M	LANT	81			4		1	76				
	PAC	42			4			38				
	NABS	63						63	63	62	62	62
	NATRA	11						11				
	NART	16						16				
	RDT&E	5						5				
	BUWPS	62	34	28								
		280	34	28	8		1	209	63	62	62	62

DECLASSIFIED. [redacted]

TABLE 3

PROGRAM INVENTORY BY STATUS AND PLANNED OPERATING ASSIGNMENTS

BY COMMAND, CLASS AND MODEL

CLASS AND MODEL	COMMAND	TOTAL	BUWEPS FR		OPERATING COMMANDS				PLANNED OPT'G. ASSIGNMENTS			
					OPERATIONAL POOL							
						NOT READY FOR ISSUE						
			NON OPERATIONAL SUPPORT	RESERVE STOCK	READY FOR ISSUE	UNDG. PAR & AIRLINE MAINTENANCE	OTHER	ON BOARD OPERATING INV.	30 JUN 1961	30 SEP 1961	31 DEC 1961	31 MAR 1962
VR C	LANT	36			3	2	1	30				
	PAC	28			3	2		23				
	NABS	9						9	9	9	9	9
	NART	1					1					
	RDT&E	1					1					
	BUWPS	1	1									
		76	1		6	4	3	62	9	9	9	9
		521	55	29	16	6	9	406	86	85	85	85
IN FLGT REFUEL												
VG	PAC	5						5				
	RDT&E	1						1				
		6						6				
UTILITY												
VU SAR	LANT	16			3			13				
	PAC	23			1		1	21				
	NABS	19			1			18	16	18	18	18
	NATRA	2						2				
	RDT&E	1						1				
	BUWPS	35	15	20								
		96	15	20	5		1	55	16	18	18	18
VU TOW	LANT	11					1	10				
	PAC	15						15				
	BUWPS	21	7	14								
		47	7	14			1	25				
VU T&D	PAC	4						4				
	NABS	1						1	1	1	1	1
	BUWPS	2		2								
		7		2				5	1	1	1	1
VU L	NABS	14						14	16	16	16	16
	NATRA	4						4				
	NART	2						2				
		20						20	16	16	16	16
		170	22	36	5		2	105	33	35	35	35
TRAINING JET												
VT	LANT	105				7	3	95				
	PAC	143			11	18	3	111				
	NABS	82				10	1	71	84	81	81	81
	NATRA	274				20	4	250				
	NART	42			1	1	1	39				
	RDT&E	17						17				
	BUWPS	387	67	320								
		1050	67	320	12	56	12	583	84	81	81	81
VT D	PAC	3						3				
	NABS	2						2	2	2	2	2
	BUWPS	4	1	3								
		9	1	3				5	2	2	2	2
VT KD	NABS	1						1	1	1	1	1
	BUWPS	6		6								
		7		6				1	1	1	1	1
		1066	68	329	12	56	12	589	87	84	84	84

[redacted]

DECLASSIFIED

TABLE 3

PROGRAM AIRCRAFT

PROGRAM INVENTORY BY STATUS AND PLANNED OPERATING ASSIGNMENTS

BY COMMAND, CLASS AND MODEL

CLASS AND MODEL	COMMAND	TOTAL	BUWEPS FR: NON OPERATIONAL SUPPORT	BUWEPS FR: RESERVE STOCK	OPERATING COMMANDS: OPERATIONAL POOL: READY FOR ISSUE	OPERATING COMMANDS: NOT READY FOR ISSUE: UNDG. PAR & AIRLINE MAINTENANCE	OPERATING COMMANDS: NOT READY FOR ISSUE: OTHER	OPERATING COMMANDS: ON BOARD OPERATING INV.	PLANNED OPT'G. ASSIGNMENTS: 30 JUN 1961	30 SEP 1961	31 DEC 1961	31 MAR 1962
TRAINING PROP												
VT ME	LANT	23			2			21				
	PAC	45			4		6	35				
	NABS	197						197	194	190	190	190
	NATRA	72					1	71				
	NART	26						26				
	BUWPS	240	36	204								
		603	36	204	6		7	350	194	190	190	190
VT MEP	PAC	6			1			5				
	NABS	9						9	8	8	8	8
	NATRA	9					1	8				
	NART	4						4				
	BUWPS	11	2	9								
		39	2	9	1		1	26	8	8	8	8
VT SE	LANT	12						12				
	PAC	8						8				
	NABS	61						61	61	61	61	61
	NATRA	535			2		38	495				
	NART	16						16				
	RDT&E	5						5				
	BUWPS	350	134	216								
		987	134	216	2		38	597	61	61	61	61
VT E	NART	2						2				
	BUWPS	10		10								
		12		10				2				
VT NAV	NATRA	14						14				
		14						14				
VT D	LANT	2						2				
	NABS	3						3	3	3	3	2
	RDT&E	3						3				
	BUWPS	2		2								
		10		2				8	3	3	3	2
		1665	172	441	9		46	997	266	262	262	261
ROTARY WING												
HS	LANT	94			2		6	86				
	PAC	73			3		7	63				
	NART	26						26				
	RDT&E	6						6				
	BUWPS	97	97									
		296	97		5		13	181				
HO	LANT	10			1			9				
	PAC	24			1		1	22				
	NABS	2						2	4	4	4	4
	NATRA	21						21				
	BUWPS	33	33									
		90	33		2		1	54	4	4	4	4
HR L	LANT	107			2		3	102				
	PAC	135			2		5	128				
	NABS	37						37	38	38	38	38
	NATRA	11						11				
	RDT&E	1						1				
	BUWPS	47	46	1								
		338	46	1	4		8	279	38	38	38	38
HR M	LANT	13						13				
	PAC	13						13				
	NABS	2						2	2	2	2	2
	BUWPS	10	10									
		38	10					28	2	2	2	2
HU	LANT	46			3		1	42				
	PAC	51			1		5	45				
	NABS	21					1	20	21	21	21	21
	NATRA	13					1	12				
	NART	31						31				
	RDT&E	2			1			1				
	BUWPS	31	31									
		195	31		5		8	151	21	21	21	21

DECLASSIFIED [redacted]

TABLE 3

PROGRAM INVENTORY BY STATUS AND PLANNED OPERATING ASSIGNMENTS

BY COMMAND, CLASS AND MODEL

CLASS AND MODEL	COMMAND	TOTAL	BUWEPS FR		OPERATING COMMANDS				PLANNED OPT'G. ASSIGNMENTS			
					OPERATIONAL POOL							
						NOT READY FOR ISSUE						
			NON OPERATIONAL SUPPORT	RESERVE STOCK	READY FOR ISSUE	UNDG. PAR & AIRLINE MAINTENANCE	OTHER	ON BOARD OPERATING INV.	30 JUN 1961	30 SEP 1961	31 DEC 1961	31 MAR 1962
HT	LANT	5						5	7	6	6	4
	PAC	1						1	2	2	2	2
	NATRA	27						27	27	27	27	27
	NART	3						3	3	3	3	4
	BUWPS	24	22	2								
		60	22	2				36	39	38	38	37
		1005	238	3	14		29	721	778	799	803	806
AIRSHIPS												
ZP	LANT	3						3	4	4	4	4
	RDT&E	3						3	3	3	3	3
	BUWPS	4	1	3								
		10	1	3				6	7	7	7	7
ZW	LANT	3				1		2	4	4	4	4
	BUWPS	3	2	1								
		6	2	1		1		2	4	4	4	4
		16	3	4		1		8	11	11	11	11
FIGHTER JET												
VF DAY * F8U 2	LANT	71			1	8	5	57	56	54	54	54
	PAC	84			2	13		69	72	72	72	72
	RDT&E	4				1		3	6	6	6	6
	BUWPS	9	9									
		168	9		3	22	5	129	134	132	132	132
F8U 1	LANT	94			6	6	1	81	74	66	68	63
	PAC	110			23	10	7	70	82	87	89	75
	NABS	1					1					
	RDT&E	1						1	6	4	2	2
	BUWPS	11	9	2								
		217	9	2	29	16	9	152	162	157	159	140
F8U 1E	LANT	36				7		29	36	36	36	36
	PAC	63			4	6	2	51	58	54	40	40
	RDT&E	1				1						
	BUWPS	7	7									
		107	7		4	14	2	80	94	90	76	76
F11F 1	LANT	1						1				
	PAC	5			1			4				
	NATRA	79			1	9	2	67	70	70	70	70
	RDT&E	1						1	6	6	4	4
	BUWPS	53	8	45								
		139	8	45	2	9	2	73	76	76	74	74
F9F 8	NART	18			1		1	16	16	16	16	16
	RDT&E	2						2				
	BUWPS	3	1	2								
		23	1	2	1		1	18	16	16	16	16
F9F 7	BUWPS	24		24								
		24		24								
F3H 2M	BUWPS	3	3									
		3	3									
FJ 4	PAC	29			1	2		26	27	23	23	19
	NATRA	40			1	3		36	36	36	36	36
	NART	21			2	3		16	16	16	16	16
	RDT&E	2					1	1	4	5	5	
	BUWPS	11	10	1								
		103	10	1	4	8	1	79	83	80	80	71
FJ 3	LANT	8			1			7	6			
	NART	35			3	1		31	29	29	29	29
	RDT&E								3	2	2	
	BUWPS	57	14	43								
		100	14	43	4	1		38	38	31	31	29
FJ 3M	LANT	26			2	4		20	21	19	17	10
	NART	34			1	2		31	35	35	35	35
	BUWPS	57	20	37								
		117	20	37	3	6		51	56	54	52	45
		1001	81	154	50	76	20	620	659	636	620	583

* COMBAT FIRST LINE MODELS

[redacted]

DECLASSIFIED

PROGRAM AIRCRAFT

TABLE 3

PROGRAM INVENTORY BY STATUS AND PLANNED OPERATING ASSIGNMENTS

BY COMMAND, CLASS AND MODEL

CLASS AND MODEL	COMMAND	TOTAL	BUWEPS FR: NON OPERATIONAL SUPPORT	BUWEPS FR: RESERVE STOCK	OPERATING COMMANDS: OPERATIONAL POOL: READY FOR ISSUE	OPERATING COMMANDS: OPERATIONAL POOL: NOT READY FOR ISSUE: UNDG. PAR & AIRLINE MAINTENANCE	OPERATING COMMANDS: OPERATIONAL POOL: NOT READY FOR ISSUE: OTHER	OPERATING COMMANDS: ON BOARD OPERATING INV.	PLANNED OPT'G. ASSIGNMENTS: 30 JUN 1961	PLANNED OPT'G. ASSIGNMENTS: 30 SEP 1961	PLANNED OPT'G. ASSIGNMENTS: 31 DEC 1961	PLANNED OPT'G. ASSIGNMENTS: 31 MAR 1962
VF AW												
* F8U 2N	LANT	24						24	20	38	38	52
	PAC	36						36	48	48	62	76
	RDT&E								1	2	4	4
	BUWPS	5	5									
		65	5					60	69	88	104	132
F2H 4	BUWPS	18	1	17								
		18	1	17								
F2H 3	BUWPS	28	1	27								
		28	1	27								
* F3H 2	LANT	73			1	6	11	55	70	70	70	56
	PAC	148			6	21	16	105	145	143	135	135
	RDT&E	4						4	8	8	8	8
	BUWPS	15	14	1								
		240	14	1	7	27	27	164	223	221	213	199
* F3H 2X	BUWPS	8	8									
		8	8									
* F3H 2N	RDT&E	3					1	2	1	1	1	
	BUWPS	4	4									
		7	4				1	2	1	1	1	
F4H 1	LANT								9	22	32	40
	PAC								12	12	23	35
	RDT&E								1	2	3	4
									22	36	58	79
* F4H 1F	PAC	6			2			4				
	RDT&E	2						2				
	BUWPS	8	8									
		16	8		2			6				
F3D 2	RDT&E								2	2	2	2
									2	2	2	2
F3D 2M	BUWPS	1		1								
		1		1								
F4D 1	LANT	108			1	7	5	95	110	96	88	78
	PAC	123			4	19	3	97	106	106	106	106
	RDT&E	7						7	11	11	11	11
	BUWPS	45	19	26								
		283	19	26	5	26	8	199	227	213	205	195
		666	60	72	14	53	36	431	544	561	583	607
VF P												
* F8U 1P	LANT	40			1	3	1	35	36	36	36	36
	PAC	61			2	11		48	50	50	50	50
	NABS	1						1	1	1	1	1
	RDT&E	1						1	3	3	3	3
	BUWPS	23	1	22								
		126	1	22	3	14	1	85	90	90	90	90
F9F 8P	NATRA	8						8	8	8	8	8
	RDT&E	1						1	1	1	1	1
	BUWPS	46	2	44								
		55	2	44				9	9	9	9	9
		181	3	66	3	14	1	94	99	99	99	99
VF D												
F8U 1D	NABS	2						2	2	2	2	2
		2						2	2	2	2	2
F9F 6D	PAC	1						1				
	BUWPS	2		2								
		3		2				1				
FJ 3D	PAC	10			3	1		6	6	6	6	6
	NABS	2				1		1	2	2	2	2
	BUWPS	14	11	3								
		26	11	3	3	2		7	8	8	8	8
FJ 3D2	LANT	9			1	2		6	7	7	7	7
	PAC	14				3	1	10	12	12	12	12
	NABS	4				1		3	4	4	4	4
	RDT&E	4				1		3	3	3	3	3
	BUWPS	1	1									
		32	1		1	7	1	22	26	26	26	26
		63	12	5	4	9	1	32	36	36	36	36

* COMBAT FIRST LINE MODELS

DECLASSIFIED

[redacted]

TABLE 3

PROGRAM INVENTORY BY STATUS AND PLANNED OPERATING ASSIGNMENTS

BY COMMAND, CLASS AND MODEL

CLASS AND MODEL		COMMAND	TOTAL	BUWEPS FR: NON OPERATIONAL SUPPORT	BUWEPS FR: RESERVE STOCK	OPERATING COMMANDS: OPERATIONAL POOL: READY FOR ISSUE	OPERATING COMMANDS: OPERATIONAL POOL: NOT READY FOR ISSUE: UNDG. PAR & AIRLINE MAINTENANCE	OPERATING COMMANDS: OPERATIONAL POOL: NOT READY FOR ISSUE: OTHER	OPERATING COMMANDS: ON BOARD OPERATING INV.	PLANNED OPT'G. ASSIGNMENTS: 30 JUN 1961	30 SEP 1961	31 DEC 1961	31 MAR 1962
VF KD													
	F9F 5KD	PAC	7			2			5	5	5	5	5
		NABS	2						2	2	2	2	2
		BUWPS	4	4									
			13	4		2			7	7	7	7	7
			13	4		2			7	7	7	7	7
VF Q													
	F3D 2Q	LANT	6						6	6	6	6	6
		PAC	18			2	1		15	18	19	19	19
		BUWPS	3	3									
			27	3		2	1		21	24	25	25	25
	F3D 2QX	BUWPS	2	2									
			2	2									
			29	5		2	1		21	24	25	25	25
ATTACK JET													
VA DAY													
	* A4D 2	LANT	254			24	21	12	197	204	196	184	180
		PAC	175			15	27	18	115	135	115	115	115
		RDT&E	3						3	4	4	4	4
		BUWPS	8	8									
			440	8		39	48	30	315	343	315	303	299
	* A4D 2N	LANT	130			1		7	122	120	132	144	148
		PAC	171			19	2	39	111	133	165	165	185
		RDT&E	7						7	5	5	5	5
		BUWPS	4	4									
			312	4		20	2	46	240	258	302	314	338
	A4D 1	LANT	24				1		23	4			
		PAC	42			6	8	4	24	34	34	34	38
		NART	36			4			32	32	32	32	32
		RDT&E	5						5	4	4	4	4
		BUWPS	4	1	3								
			111	1	3	10	9	4	84	74	70	70	74
	FJ 4B	PAC	137			16	25	5	91	118	106	106	78
		NART	19			1	1		17	17	17	17	17
		RDT&E	5				2		3	4	4	4	4
		BUWPS	2	2									
			163	2		17	28	5	111	139	127	127	99
	F9F 8B	NATRA	79			4			75	84	84	84	84
		NART	59						59	48	48	48	48
		RDT&E	2						2				
		BUWPS	147	15	132								
			287	15	132	4			136	132	132	132	132
			1313	30	135	90	87	85	886	946	946	946	942
VA P													
	* A3D 2P	LANT	12			2	1		9	9	9	9	9
		PAC	12			1	2	1	8	9	9	8	8
		RDT&E	1				1						
		BUWPS	1	1									
			26	1		3	4	1	17	18	18	17	17
	A3D 1P	RDT&E	1						1				
			1						1				
			27	1		3	4	1	18	18	18	17	17
VA Q													
	* A3D 2Q	LANT	11			1	1		9	9	9		9
		PAC	9				1		8	8	8	8	8
		RDT&E	1						1				
		BUWPS	1	1									
			22	1		1	2		18	17	17	8	17
	A3D 1Q	RDT&E	1						1				
			1						1				
			23	1		1	2		19	17	17	8	17
VA HT													
	* A3D 2T	LANT	6						6	4	4	4	4
		PAC	6			1	1		4	4	4	3	3
			12			1	1		10	8	8	7	7
			12			1	1		10	8	8	7	7

* COMBAT FIRST LINE MODELS

[redacted]

[redacted]

PROGRAM AIRCRAFT

DECLASSIFIED

TABLE 3

PROGRAM INVENTORY BY STATUS AND PLANNED OPERATING ASSIGNMENTS

BY COMMAND, CLASS AND MODEL

CLASS AND MODEL	COMMAND	TOTAL	BUWEPS FR: NON OPERATIONAL SUPPORT	BUWEPS FR: RESERVE STOCK	OPERATING COMMANDS: OPERATIONAL POOL: READY FOR ISSUE	OPERATING COMMANDS: OPERATIONAL POOL: NOT READY FOR ISSUE: UNDG. PAR & AIRLINE MAINTENANCE	OPERATING COMMANDS: OPERATIONAL POOL: NOT READY FOR ISSUE: OTHER	OPERATING COMMANDS: ON BOARD OPERATING INV.	PLANNED OPT'G. ASSIGNMENTS: 30 JUN 1961	30 SEP 1961	31 DEC 1961	31 MAR 1962
VA H												
* A3J 1	LANT								9	18	22	28
	RDT&E	1						1	1	1	1	1
		1						1	10	19	23	29
* A3D 2	LANT	71				7	5	59	61	47	43	37
	PAC	55			2	4	2	47	44	44	56	56
	RDT&E	1						1	3	3	3	3
	BUWPS	6	6									
		133	6		2	11	7	107	108	94	102	96
A3D 1	LANT	13				1		12	10	9	9	9
	PAC	12				2	1	9	10	10	10	10
	RDT&E	3				1		2	2	2	2	2
		28				4	1	23	22	21	21	21
		162	6		2	15	8	131	140	134	146	146
ATTACK PROP												
VA DAY												
AD 7	PAC	35			2			33	34	34	34	34
	BUWPS	16	16									
		51	16		2			33	34	34	34	34
AD 6	LANT	109			4		3	102	103	103	103	103
	PAC	82			2		4	76	84	84	84	84
	NATRA	24						24	21	21	21	21
	RDT&E	1						1	2	2	2	2
	BUWPS	188	92	96								
		404	92	96	6		7	203	210	210	210	210
AD 5	LANT	10			1			9	12	8	8	4
	PAC	14			1			13	12	12	12	12
	NABS	2						2	3	3	3	3
	NATRA	5						5	4	4	4	4
	NART	53			1			52	55	55	50	39
	RDT&E	2			1			1	2	2	2	2
	BUWPS	14	13	1								
		100	13	1	4			82	88	84	79	64
		555	121	97	12		7	318	332	328	323	308
VA AW												
AD 5N	NATRA								6	6	6	6
	NART	16						16	15	15	15	15
	RDT&E	4						4	5	5	5	5
	BUWPS	57	3	54								
		77	3	54				20	26	26	26	26
AD 5Q	LANT	12			1			11	12	12	12	12
	PAC	16						16	16	16	16	16
	NABS	2						2	2	2	2	2
	RDT&E								1	1	1	1
	BUWPS	14	10	4								
		44	10	4	1			29	31	31	31	31
* TF 1Q	LANT	2						2	2	2	2	2
	PAC	2						2	2	2	2	2
		4						4	4	4	4	4
		125	13	58	1			53	61	61	61	61
VA W												
* WF 2	LANT	30			2	3		25	27	29	29	29
	PAC	32			3	2		27	26	29	31	32
	RDT&E	1						1	2	2	2	2
	BUWPS	5	5									
		68	5		5	5		53	55	60	62	63
AD 5W	LANT	21					1	20	20	18	18	18
	PAC	21					1	20	22	19	17	16
	RDT&E								2	2	2	2
	BUWPS	110	30	80								
		152	30	80			2	40	44	39	37	36
		220	35	80	5	5	2	93	99	99	99	99

* COMBAT FIRST LINE MODELS

[redacted]

DECLASSIFIED [redacted]

PROGRAM AIRCRAFT

TABLE 3

PROGRAM INVENTORY BY STATUS AND PLANNED OPERATING ASSIGNMENTS

BY COMMAND, CLASS AND MODEL

CLASS AND MODEL	COMMAND	TOTAL	BUWEPS FR: NON OPERATIONAL SUPPORT	BUWEPS FR: RESERVE STOCK	OPERATING COMMANDS: OPERATIONAL POOL: READY FOR ISSUE	OPERATING COMMANDS: OPERATIONAL POOL: NOT READY FOR ISSUE: UNDG. PAR & AIRLINE MAINTENANCE	OPERATING COMMANDS: OPERATIONAL POOL: NOT READY FOR ISSUE: OTHER	OPERATING COMMANDS: ON BOARD OPERATING INV.	PLANNED OPT'G. ASSIGNMENTS: 30 JUN 1961	PLANNED OPT'G. ASSIGNMENTS: 30 SEP 1961	PLANNED OPT'G. ASSIGNMENTS: 31 DEC 1961	PLANNED OPT'G. ASSIGNMENTS: 31 MAR 1962
ANTI SUBMARINE												
VS												
* S2F 3	LANT	21						21	22	22	29	33
	PAC	2						2	12	20	27	28
	RDT&E	3						3	2	2	2	2
	BUWPS	8	8									
		34	8					26	36	44	58	63
S2F 2	LANT	3					1	2	1	1	1	1
	PAC	1						1				
	NABS	1						1				
	NART	40			1			39	39	39	39	39
	BUWPS	8	1	7								
		53	1	7	1		1	43	40	40	40	40
* S2F 1X	BUWPS	1	1									
		1	1									
* S2F 1	LANT	40			2	5		33	92	92	85	81
	PAC	45			1	3		41	77	69	62	61
	NABS	5						5	6	6	6	4
	NATRA	25				3	2	20	20	20	20	20
	NART	164			5	29		130	141	141	141	141
	RDT&E	4						4	2	2	2	2
	BUWPS	30	6	24								
		313	6	24	8	40	2	233	338	330	316	309
* S2F 1T	NATRA	93			2	17	5	69	78	78	78	78
	BUWPS	5	3	2								
		98	3	2	2	17	5	69	78	78	78	78
* S2F 1S	LANT	78			6	10	4	58				
	PAC	54				5		49				
	NABS	1						1				
		133			6	15	4	108				
* S2F 1S1	LANT	2						2				
	PAC	2						2				
		4						4				
		636	19	33	17	72	12	483	492	492	492	490
PATROL												
VP L												
* P3V 1	BUWPS	1	1									
		1	1									
* P2V 7	LANT	2						2	3	3	3	3
	RDT&E	2						2	2	2	2	2
	BUWPS	4	4									
		8	4					4	5	5	5	5
* P2V 7S	LANT	79			5	6		68	63	75	75	75
	PAC	76			12	5	1	58	60	60	60	60
	RDT&E								1	1	1	1
	BUWPS	3	3									
		158	3		17	11	1	126	124	136	136	136
* P2V 7SX	BUWPS	10	10									
		10	10									
P2V 6	NART	14			1	2		11	4	4	4	4
	BUWPS	7		7								
		21		7	1	2		11	4	4	4	4
P2V 6F	NART	1						1				
	BUWPS	1		1								
		2		1				1				
P2V 6 6F	NART								6	6	6	6
									6	6	6	6
P2V 6M	RDT&E	1						1		1	1	1
	BUWPS	9	4	5								
		10	4	5				1		1	1	1
P2V 6T	NATRA	9				1		8	7	7	7	7
	BUWPS	5		5								
		14		5		1		8	7	7	7	7

* COMBAT FIRST LINE MODELS

[redacted]

[redacted]

DECLASSIFIED

PROGRAM AIRCRAFT

TABLE 3

PROGRAM INVENTORY BY STATUS AND PLANNED OPERATING ASSIGNMENTS

BY COMMAND, CLASS AND MODEL

CLASS AND MODEL	COMMAND	TOTAL	BUWEPS FR: NON OPERATIONAL SUPPORT	BUWEPS FR: RESERVE STOCK	OPERATING COMMANDS: OPERATIONAL POOL: READY FOR ISSUE	OPERATING COMMANDS: OPERATIONAL POOL: NOT READY FOR ISSUE: UNDG. PAR & AIRLINE MAINTENANCE	OPERATING COMMANDS: OPERATIONAL POOL: NOT READY FOR ISSUE: OTHER	OPERATING COMMANDS: ON BOARD OPERATING INV.	PLANNED OPT'G. ASSIGNMENTS: 30 JUN 1961	PLANNED OPT'G. ASSIGNMENTS: 30 SEP 1961	PLANNED OPT'G. ASSIGNMENTS: 31 DEC 1961	PLANNED OPT'G. ASSIGNMENTS: 31 MAR 1962
P2V 6TX	BUWPS	1	1									
		1	1									
* P2V 5F	NATRA	2						2	3	3	3	3
	NART	74			1	13	2	58	55	47	47	47
	RDT&E	4						4	4	4	4	4
	BUWPS	27	27									
		107	27		1	13	2	64	62	54	54	54
* P2V 5FS	LANT	83				1	1	81	84	84	84	84
	PAC	61			8	1		52	60	60	60	60
	NABS	2			1			1	1	1	1	1
	RDT&E	2						2	2	2	2	3
	BUWPS	5	5									
		153	5		9	2	1	136	147	147	147	148
* P2V 5FSX	BUWPS	20	20									
		20	20									
P2V 4	NART	1						1				
	RDT&E	2						2	2	1	1	
	BUWPS	23		23								
		26		23				3	2	1	1	
		531	75	41	28	29	4	354	357	361	361	361
VP LD												
* P2V 5FD	LANT	2						2	2	2	2	2
	PAC	4			1			3	2	2	2	2
	NABS	1						1	1	1	1	1
	RDT&E	1						1	1	1	1	1
		8			1			7	6	6	6	6
		8			1			7	6	6	6	6
VP S												
* P5M 2	PAC	4					4					
	NATRA								3	3	3	3
	BUWPS	4	3	1								
		8	3	1			4		3	3	3	3
* P5M 2S	LANT	30					2	28	31	25	25	25
	PAC	43					2	41	50	49	49	49
	BUWPS	8	8									
		81	8				4	69	81	74	74	74
* P5M 2SX	BUWPS	10	10									
		10	10									
P5M 1	LANT	4						4	3			
	PAC	11			1			10				
	NATRA	3						3	7	7	7	7
	BUWPS	68	7	61								
		86	7	61	1			17	10	7	7	7
P5M 1S	LANT	3					1	2	2			
	PAC	6					1	5	10	11	11	11
	BUWPS	2	2									
		11	2				2	7	12	11	11	11
P5M 1SX	BUWPS	4	4									
		4	4									
		200	34	62	1		10	93	106	95	95	95
WARNING												
VW WEA												
* WV 3	LANT	7					2	5	6	6	6	6
		7					2	5	6	6	6	6
		7					2	5	6	6	6	6
VW AEW												
* WV 2	LANT	43			5		11	27	24	18	18	18
	PAC	40					8	32	34	31	31	31
	NABS	4						4	3	6	6	6
	NATRA	6					2	4	6	6	6	6
	RDT&E	5						5	6	6	6	6
	BUWPS	25	1	24								
		123	1	24	5		21	72	73	67	67	67
* WV 2E	RDT&E	1						1				
		1						1				
		124	1	24	5		21	73	73	67	67	67
VW Q												
* WV 2Q	LANT	4			1			3	3	3	3	3
	PAC	4						4	3	3	3	3
		8			1			7	6	6	6	6
		8			1			7	6	6	6	6

* COMBAT FIRST LINE MODELS

[redacted]

DECLASSIFIED

[redacted]

TABLE 3

PROGRAM INVENTORY BY STATUS AND PLANNED OPERATING ASSIGNMENTS

BY COMMAND, CLASS AND MODEL

CLASS AND MODEL	COMMAND	TOTAL	BUWEPS FR: NON OPERATIONAL SUPPORT	BUWEPS FR: RESERVE STOCK	OPERATING COMMANDS: OPERATIONAL POOL: READY FOR ISSUE	OPERATING COMMANDS: OPERATIONAL POOL: NOT READY FOR ISSUE: UNDG. PAR & AIRLINE MAINTENANCE	OPERATING COMMANDS: OPERATIONAL POOL: NOT READY FOR ISSUE: OTHER	OPERATING COMMANDS: ON BOARD OPERATING INV.	PLANNED OPT'G. ASSIGNMENTS: 30 JUN 1961	PLANNED OPT'G. ASSIGNMENTS: 30 SEP 1961	PLANNED OPT'G. ASSIGNMENTS: 31 DEC 1961	PLANNED OPT'G. ASSIGNMENTS: 31 MAR 1962
OBSERVATION												
VO												
OE 2	LANT	6						6	5	5	5	5
	PAC	11			1			10	10	10	10	8
	BUWPS	1	1									
		18	1		1			16	15	15	15	13
OE 1	LANT	6						6	5	5	4	4
	PAC	14			3		2	9	11	11	11	10
	BUWPS	3	3									
		23	3		3		2	15	16	16	15	14
		41	4		4		2	31	31	31	30	27
TRANSPORT												
VR H												
* R6D 1	LANT	2						2	2	2	2	2
	PAC	10						10	12	12	12	12
	BUWPS	4	4									
		16	4					12	14	14	14	14
*R7V 1	LANT	6			1			5	5	5	5	5
	PAC	6						6	5	5	5	5
	NABS	1						1	1	1	1	1
		13			1			12	11	11	11	11
R5D 2 3	LANT								2	1	1	1
	PAC								24	21	17	17
	NABS								5	5	5	5
	NATRA								1	1	1	1
	NART								39	39	40	40
	RDT&E								2	2	2	2
									73	69	66	66
R5D 5	LANT	9						9	10	9	9	9
	PAC	1						1	1	1	1	1
	BUWPS	2	2									
		12	2					10	11	10	10	10
R5D 3	LANT	3						3				
	PAC	21					3	18				
	NABS	6						6	4	4	4	4
	NART	19					1	18				
	RDT&E	1						1				
	BUWPS	8	8									
		58	8				4	46	4	4	4	4
R5D 2	PAC	7					1	6				
	NABS	1						1				
	NATRA	2						2				
	NART	13						13				
	RDT&E	1						1				
	BUWPS	7	7									
		31	7				1	23				
R5D 5R	LANT	1						1	1	1	1	1
		1						1	1	1	1	1
R5D 4R	PAC	2						2	2	2	2	2
	NABS	4						4	4	4	4	4
	NATRA	1						1	2	2	2	2
	NART	5						5	5	5	5	5
	RDT&E	1						1	1	1	1	1
	BUWPS	2	2									
		15	2					13	14	14	14	14
* R6D 1Z	LANT	4						4	4	4	4	4
	PAC	2						2	2	2	2	2
		6						6	6	6	6	6
R5D Z	LANT								3	3	3	3
									3	3	3	3
R5D 5Z	PAC	1						1	1	1	1	1
		1						1	1	1	1	1

* COMBAT FIRST LINE MODELS

[redacted]

DECLASSIFIED

[redacted]

PROGRAM AIRCRAFT

TABLE 3

PROGRAM INVENTORY BY STATUS AND PLANNED OPERATING ASSIGNMENTS

BY COMMAND, CLASS AND MODEL

CLASS AND MODEL	COMMAND	TOTAL	BUWEPS FR: NON OPERATIONAL SUPPORT	BUWEPS FR: RESERVE STOCK	OPERATING COMMANDS: OPERATIONAL POOL: READY FOR ISSUE	OPERATING COMMANDS: OPERATIONAL POOL: NOT READY FOR ISSUE: UNDG. PAR & AIRLINE MAINTENANCE	OPERATING COMMANDS: OPERATIONAL POOL: NOT READY FOR ISSUE: OTHER	OPERATING COMMANDS: ON BOARD OPERATING INV.	PLANNED OPT'G. ASSIGNMENTS: 30 JUN 1961	30 SEP 1961	31 DEC 1961	31 MAR 1962
R5D 3Z	LANT	1						1				
	NATRA	1						1	1	1	1	1
		2						2	1	1	1	1
R5D 2Z	LANT	1						1				
	PAC	3						3	2	2	2	2
	NABS	1						1				
		5						5	2	2	2	2
R5D 1Z	LANT	1						1				
		1						1				
* C 130BL	LANT	4				1		3	4	4	4	4
		4				1		3	4	4	4	4
		165	23		1	1	5	135	145	140	137	137
VR M												
R4Q 2	LANT	35			2			33	33	33	30	25
	PAC	11				1	1	9	11	9	9	9
	BUWPS	7	5	2								
		53	5	2	2	1	1	42	44	42	39	34
R4D 8	LANT	14						14	15	15	15	15
	PAC	13						13	12	12	12	12
	NABS	26						26	26	25	25	25
	NATRA	6						6	5	5	5	5
	NART	10						10	10	10	10	10
	RDT&E	1						1	2	2	2	2
	BUWPS	14	14									
		84	14					70	70	69	69	69
R4D 5 6	LANT								19	19	19	19
	PAC								11	11	11	11
	NABS								13	12	12	12
	NATRA								3	3	3	3
	NART								3	3	3	3
	RDT&E								2	2	2	2
									51	50	50	50
R4D 6	LANT	14					2	12				
	PAC	9			1			8				
	NABS	10						10	3	3	3	3
	NATRA	2						2				
	RDT&E	1						1				
	BUWPS	14	7	7								
		50	7	7	1		2	33	3	3	3	3
R4D 5	LANT	7			1			6	4	4	4	4
	PAC	5						5				
	NABS	12						12	6	6	6	6
	NATRA	1						1				
	NART	3						3				
	RDT&E	2						2				
	BUWPS	11	1	10								
		41	1	10	1			29	10	10	10	10
R4D 6R	LANT	1						1	1	1	1	1
	NABS	1						1				
	NART	1						1				
	BUWPS	1		1								
		4		1				3	1	1	1	1
R4D 5R	BUWPS	7		7								
		7		7								
R4D 8Z	PAC	1						1	1	1	1	1
	NABS	1						1	1	1	1	1
	BUWPS	1	1									
		3	1					2	2	2	2	2
R4D 6Z	BUWPS	1		1								
		1		1								
R4D 5Z	NABS	1						1				
		1						1				

* COMBAT FIRST LINE MODELS

[redacted]

DECLASSIFIED [redacted]

PROGRAM AIRCRAFT

TABLE 3

PROGRAM INVENTORY BY STATUS AND PLANNED OPERATING ASSIGNMENTS

BY COMMAND, CLASS AND MODEL

CLASS AND MODEL	COMMAND	TOTAL	BUWEPS FR: NON OPERATIONAL SUPPORT	BUWEPS FR: RESERVE STOCK	OPERATING COMMANDS: OPERATIONAL POOL: READY FOR ISSUE	OPERATING COMMANDS: OPERATIONAL POOL: NOT READY FOR ISSUE: UNDG. PAR & AIRLINE MAINTENANCE	OPERATING COMMANDS: OPERATIONAL POOL: NOT READY FOR ISSUE: OTHER	OPERATING COMMANDS: ON BOARD OPERATING INV.	PLANNED OPT'G. ASSIGNMENTS: 30 JUN 1961	PLANNED OPT'G. ASSIGNMENTS: 30 SEP 1961	PLANNED OPT'G. ASSIGNMENTS: 31 DEC 1961	PLANNED OPT'G. ASSIGNMENTS: 31 MAR 1962
R4Y 2	NABS	2						2	2	2	2	2
		2						2	2	2	2	2
R4Y 1	LANT	11						11	12	12	12	12
	PAC	3						3	5	5	5	5
	NABS	11					1	10	11	12	12	12
	NATRA	2						2	2	2	2	2
	NART	3						3	3	3	3	3
	RDT&E	2						2	3	3	3	3
	BUWPS	3	3									
		35	3				1	31	36	37	37	37
		281	31	28	4	1	4	213	219	216	213	208
VR C												
*TF 1	LANT	36			1	3	1	31	32	32	31	30
	PAC	28			2	4		22	23	23	23	23
	NABS	9				1		8	9	9	9	9
	NART	1						1	1	1	1	1
	RDT&E	1						1	1	1	1	1
	BUWPS	1	1									
		76	1		3	8	1	63	66	66	65	64
		76	1		3	8	1	63	66	66	65	64
IN FLGT REFUEL												
VG												
*GV 1	LANT										3	4
	PAC	2						2	3	8	9	12
	RDT&E	1						1				
	BUWPS	1	1									
		4	1					3	3	8	12	16
		4	1					3	3	8	12	16
UTILITY												
VU SAR												
UF 2	LANT	8						8	9	9	9	9
	PAC	13						13	14	15	15	12
	NABS	3						3	2	2	2	1
	BUWPS	3	3									
		27	3					24	25	26	26	22
UF 1 1T	LANT								3	3	3	3
	NABS								8	8	8	8
									11	11	11	11
UF 1	LANT	4						4				
	PAC	9			1			8	7	6	6	9
	NABS	14			2			12	6	8	8	9
	NATRA	2						2	2	2	2	2
	RDT&E	1						1	1	1	1	1
	BUWPS	28	9	19								
		58	9	19	3			27	16	17	17	21
UF 1T	NABS	3						3				
	BUWPS	2		2								
		5		2				3				
UC 1	LANT	4			2			2	5	5	5	5
	BUWPS	2	2									
		6	2		2			2	5	5	5	5
		96	14	21	5			56	57	59	59	59
VU TOW												
JD 1	LANT	11					1	10	11	11	11	11
	PAC	16						16	15	15	15	15
	RDT&E	1						1	1	1	1	1
	BUWPS	23	8	15								
		51	8	15			1	27	27	27	27	27
		51	8	15			1	27	27	27	27	27
VU T&D												
JD 1D	PAC	5						5	4	4	4	4
	NABS	1					1					
	RDT&E								3	1	1	1
	BUWPS	2		2								
		8		2			1	5	7	5	5	5
		8		2			1	5	7	5	5	5
VU L												
UO 1	NABS	14						14	16	16	16	16
	NATRA	4						4	2	2	2	2
	NART	2						2	2	2	2	2
		20						20	20	20	20	20
		20						20	20	20	20	20

* COMBAT FIRST LINE MODELS

[redacted]

[redacted]

TABLE 3

PROGRAM AIRCRAFT

DECLASSIFIED

PROGRAM INVENTORY BY STATUS AND PLANNED OPERATING ASSIGNMENTS

BY COMMAND, CLASS AND MODEL

CLASS AND MODEL		COMMAND	TOTAL	BUWEPS FR: NON OPERATIONAL SUPPORT	BUWEPS FR: RESERVE STOCK	OPERATING COMMANDS: OPERATIONAL POOL: READY FOR ISSUE	OPERATING COMMANDS: OPERATIONAL POOL: NOT READY FOR ISSUE: UNDG. PAR & AIRLINE MAINTENANCE	OPERATING COMMANDS: OPERATIONAL POOL: NOT READY FOR ISSUE: OTHER	OPERATING COMMANDS: ON BOARD OPERATING INV.	PLANNED OPT'G. ASSIGNMENTS: 30 JUN 1961	30 SEP 1961	31 DEC 1961	31 MAR 1962
TRAINING JET													
VT													
	T2J 1	NABS	6						6	6	6	6	6
		NATRA	154				11	27	116	149	149	149	149
		RDT&E	3						3	1	1	1	1
		BUWPS	41	41									
			204	41			11	27	125	156	156	156	156
	T2V 1	NABS	38				4		34	37	33	33	33
		NATRA	18				3		15	15	15	15	15
		NART	17			1			16	15	15	15	15
		RDT&E	7						7	7	7	6	6
		BUWPS	57		57								
			137		57	1	7		72	74	70	69	69
	TV 2	NABS	40						40	36	39	39	39
		NART	23					1	22	25	25	25	25
		BUWPS	252	20	232								
			315	20	232			1	62	61	64	64	64
	F9F 8T	LANT	95			3	5	4	83	82	82	82	82
		PAC	137			10	21	1	105	116	116	116	116
		NATRA	108				11		97	92	92	92	92
		NART	2						2				
		RDT&E	4						4	5	8	8	8
		BUWPS	12	2	10								
			358	2	10	13	37	5	291	295	298	298	298
	F3D 2T2	LANT	10						10	8	8	8	8
		PAC	10			2			8	8	8	8	8
		NATRA	3						3	3	3	3	3
		RDT&E	5						5	2	2	2	2
		BUWPS	18	1	17								
			46	1	17	2			26	21	21	21	21
			1060	64	316	16	55	33	576	607	609	608	608
VT D													
	TV 2D	PAC	3						3	3	3	3	3
		NABS	2						2	2	2	2	2
		BUWPS	4	1	3								
			9	1	3				5	5	5	5	5
			9	1	3				5	5	5	5	5
VT KD													
	TV 2KD	NABS	1						1	1	1	1	1
		BUWPS	6		6								
			7		6				1	1	1	1	1
			7		6				1	1	1	1	1
TRAINING PROP													
VT ME													
	SNB 5	LANT	23						23	23	21	21	21
		PAC	47			2		6	39	36	36	36	36
		NABS	204					1	203	201	191	191	191
		NATRA	79					1	78	70	70	70	70
		NART	31					1	30	31	31	31	30
		BUWPS	246	43	203								
			630	43	203	2		9	373	361	349	349	348
			630	43	203	2		9	373	361	349	349	348
VT MEP													
	SNB 5P	PAC	6			2			4	5	5	5	5
		NABS	9						9	8	8	8	8
		NATRA	9						9	8	8	8	8
		NART	4						4	4	4	4	4
		BUWPS	11	2	9								
			39	2	9	2			26	25	25	25	25
			39	2	9	2			26	25	25	25	25
VT SE													
	T 34B	LANT	1						1	1	1	1	1
		NATRA	155			2			153	145	145	145	145
		RDT&E	2						2	2	2	2	2
		BUWPS	176	34	142								
			334	34	142	2			156	148	148	148	148

[redacted]

DECLASSIFIED [redacted]

TABLE 3

PROGRAM INVENTORY BY STATUS AND PLANNED OPERATING ASSIGNMENTS

BY COMMAND, CLASS AND MODEL

CLASS AND MODEL	COMMAND	TOTAL	BUWEPS FR: NON OPERATIONAL SUPPORT	BUWEPS FR: RESERVE STOCK	OPERATING COMMANDS: OPERATIONAL POOL: READY FOR ISSUE	OPERATING COMMANDS: OPERATIONAL POOL: NOT READY FOR ISSUE: UNDG. PAR & AIRLINE MAINTENANCE	OPERATING COMMANDS: OPERATIONAL POOL: NOT READY FOR ISSUE: OTHER	OPERATING COMMANDS: ON BOARD OPERATING INV.	PLANNED OPT'G. ASSIGNMENTS: 30 JUN 1961	PLANNED OPT'G. ASSIGNMENTS: 30 SEP 1961	PLANNED OPT'G. ASSIGNMENTS: 31 DEC 1961	PLANNED OPT'G. ASSIGNMENTS: 31 MAR 1962
T 28B	LANT	12						12	8	8	8	10
	PAC	8						8	8	8	8	8
	NABS	48					1	47	49	60	60	60
	NATRA	225					13	212	214	214	214	214
	NART	10						10	10	10	10	10
	RDT&E	3						3	3	3	3	3
	BUWPS	97	53	44								
		403	53	44			14	292	292	303	303	305
T 28C	NATRA	155					3	152	140	140	140	140
	BUWPS	106	11	95								
		261	11	95			3	152	140	140	140	140
		998	98	281	2		17	600	580	591	591	593
VT E												
R4D 5Q	BUWPS	1		1								
		1		1								
R4D 6S	NART	1						1	1	1	1	1
	BUWPS	3		3								
		4		3				1	1	1	1	1
R4D 5S	NART	1						1	1	1	1	1
	BUWPS	7		7								
		8		7				1	1	1	1	1
		13		11				2	2	2	2	2
VT NAV												
R4D 8T	NATRA	8						8	7	7	7	7
		8						8	7	7	7	7
R4D 7	NATRA	5						5	5	5	5	5
	BUWPS	1	1									
		6	1					5	5	5	5	5
		14	1					13	12	12	12	12
VT D												
T 28BD	LANT	2						2	2	2	2	2
	NABS	3						3	3	3	3	3
	RDT&E	3						3	2	2	2	2
	BUWPS	2		2								
		10		2				8	7	7	7	7
		16		2				8	7	7	7	7
ROTARY WING												
HS												
* HSS 2	LANT								12	23	34	36
	PAC										17	25
	BUWPS	24	24									
		24	24						12	23	51	61
* HSS 1	LANT	54			4			50	27			
	PAC	36					1	35	33	28		
	NATRA									10	10	10
	NART	20						20	26	26	15	15
	RDT&E	2						2				
	BUWPS	29	29									
		141	29		4		1	107	86	64	25	25
* HSS 1N	LANT	42			1			41	53	69	58	56
	PAC	23						23	37	43	54	46
	NART									5	27	36
	RDT&E	3						3				
	BUWPS	37	37									
		105	37		1			67	90	117	139	138
* HSS 1NX	PAC	10					7	3				
	BUWPS	1	1									
		11	1				7	3				
		281	91		5		8	177	188	204	215	224
HO												
* HOK 1	LANT	10						10	9	9	9	9
	PAC	24					1	23	24	24	24	24
	NABS	3						3	4	4	4	4
	BUWPS	21	21									
		58	21				1	36	37	37	37	37
HO4S 3	NATRA	22						22	21	21	21	21
	BUWPS	10	10									
		32	10					22	21	21	21	21
		90	31				1	58	58	58	58	58

* COMBAT FIRST LINE MODELS

[redacted]

[redacted]

TABLE 3

PROGRAM AIRCRAFT

DECLASSIFIED

PROGRAM INVENTORY BY STATUS AND PLANNED OPERATING ASSIGNMENTS

BY COMMAND, CLASS AND MODEL

CLASS AND MODEL	COMMAND	TOTAL	BUWEPS FR: NON OPERATIONAL SUPPORT	BUWEPS FR: RESERVE STOCK	OPERATING COMMANDS: OPERATIONAL POOL: READY FOR ISSUE	OPERATING COMMANDS: NOT READY FOR ISSUE: UNDG. PAR & AIRLINE MAINTENANCE	OPERATING COMMANDS: NOT READY FOR ISSUE: OTHER	OPERATING COMMANDS: ON BOARD OPERATING INV.	PLANNED OPT'G. ASSIGNMENTS: 30 JUN 1961	30 SEP 1961	31 DEC 1961	31 MAR 1962
HR L												
HRS 3	LANT	28			2			26	12	12	12	12
	PAC	17					1	16	27	27	16	16
	NABS	20						20	20	20	20	20
	NATRA	11						11	10	10	10	10
	RDT&E	1						1	1	1	1	1
	BUWPS	14	13	1								
		91	13	1	2		1	74	70	70	59	59
* HUS 1	LANT	74			1		1	72	84	84	84	84
	PAC	117			3		7	107	122	137	146	151
	NABS	14						14	14	14	14	14
	BUWPS	32	32									
		237	32		4		8	193	220	235	244	249
* HUS 1Z	NABS	4						4	4	4	4	4
		4						4	4	4	4	4
		332	45	1	6		9	271	294	309	307	312
HR M												
* HR2S 1	LANT	14						14	14	14	14	14
	PAC	11						11	13	13	13	13
	NABS	2						2	2	2	2	2
	BUWPS	11	11									
		38	11					27	29	29	29	29
		38	11					27	29	29	29	29
HU												
* HU2K 1	LANT								4	11	14	21
	PAC										8	13
	RDT&E										1	1
	BUWPS	8	8									
		8	8						4	11	23	35
* HUK 1	PAC	10			1		5	4	6	6	6	6
	NABS	1						1	1	1	2	4
	BUWPS	8	8									
		19	8		1		5	5	7	7	8	10
* HUS 1A	LANT	7			1		2	4	10	10	10	10
	PAC	6			1		2	3	5	5	4	3
	NABS	1						1	1	1	1	1
	RDT&E	1						1	1	1	1	1
	BUWPS	5	5									
		20	5		2		4	9	17	17	16	15
* HUL 1	LANT	6						6	6	6	6	6
	PAC	6						6	6	6	6	6
	BUWPS	2	2									
		14	2					12	12	12	12	12
HUP 3	LANT	22						22	22	22	22	20
	PAC	21						21	22	23	20	13
	NABS								1	1	1	1
	BUWPS	6	6									
		49	6					43	45	46	43	34
HUP 2	LANT	11						11	12	6	3	
	PAC	13					2	11	10	10	5	5
	NABS	19						19	18	18	17	15
	NATRA	12						12	14	4	4	4
	NART	30						30	30	30	25	16
	RDT&E								1			
	BUWPS	9	9									
		94	9				2	83	85	68	54	40
		204	38		3		11	152	170	161	156	146

* COMBAT FIRST LINE MODELS

[redacted]

DECLASSIFIED

[redacted]

TABLE 3

PROGRAM INVENTORY BY STATUS AND PLANNED OPERATING ASSIGNMENTS

BY COMMAND, CLASS AND MODEL

CLASS AND MODEL		COMMAND	TOTAL	BUWEPS FR: NON OPERATIONAL SUPPORT	BUWEPS FR: RESERVE STOCK	OPERATING COMMANDS: OPERATIONAL POOL: READY FOR ISSUE	OPERATING COMMANDS: OPERATIONAL POOL: NOT READY FOR ISSUE: UNDG. PAR & AIRLINE MAINTENANCE	OPERATING COMMANDS: OPERATIONAL POOL: NOT READY FOR ISSUE: OTHER	OPERATING COMMANDS: ON BOARD OPERATING INV.	PLANNED OPT'G. ASSIGNMENTS: 30 JUN 1961	PLANNED OPT'G. ASSIGNMENTS: 30 SEP 1961	PLANNED OPT'G. ASSIGNMENTS: 31 DEC 1961	PLANNED OPT'G. ASSIGNMENTS: 31 MAR 1962
HT													
	HTL 7	LANT	4						4	6	6	6	4
		PAC	1						1	2	2	2	2
		NART	3						3	3	3	3	4
		BUWPS	7	7									
			15	7					8	11	11	11	10
	HTL 6	NATRA	27						27	27	27	27	27
		BUWPS	15	15									
			42	15					27	27	27	27	27
	HTL 4	LANT	1						1	1			
		BUWPS	2		2								
			3		2				1	1			
			60	22	2				36	39	38	38	37
AIRSHIPS													
ZP													
	ZS2G 1	RDT&E	1						1	1	1		
			1						1	1	1		
	*ZPG 2	LANT	3						3	4	4	4	4
		RDT&E	2						2	2	2	3	3
		BUWPS	4	1	3								
			9	1	3				5	6	6	7	7
			10	1	3				6	7	7	7	7
ZW													
	*ZPG 3W	LANT	1						1	3	3	3	3
		BUWPS	2	2									
			3	2					1	3	3	3	3
	*ZPG 2W	LANT	2				1		1	1	1	1	1
		BUWPS	1		1								
			3		1		1		1	1	1	1	1
			6	2	1		1		2	4	4	4	4

* COMBAT FIRST LINE MODELS

[redacted]

TOTAL PROGRAM AND NON-PROGRAM AIRCRAFT

DECLASSIFIED

TABLE 4 LOCATION OF AIRCRAFT INVENTORY BY ORGANIZATIONAL UNIT

LOCATION	UNIT	NO. OF A/C	COMMAND
ABD ALTAIR	HU 4 DET 85	1	11
ABD BENINGTN	DET Q	4	21
	VS 33	11	21
	VS 38	11	21
	HS 8	13	21
	HMRL 163	10	29
ABD CHMPLAIN	VAW 12 DET 34	3	11
	VS 22	12	11
	VS 32	13	11
	HS 5	16	11
	HU 2 DET 34	1	11
	HMRM 461	14	19
ABD CORALSEA	VF 151	12	21
	VA 152	12	21
	VA 153	12	21
	VF 154	12	21
	VA 155	12	21
	VAH 2	10	21
	VCP 61 DET D	3	21
	VAW 13 DET D	5	21
	VMA 324	24	29
ABD EASTWIND	HU 4 DET 73	2	11
ABD EDISTO	HU 4 DET 71	2	11
ABD ESSEX	VAW 12 DET 45	4	11
	VS 34	14	11
	VS 39	13	11
	HS 9	16	11
	HU 2 DET 45	1	11
ABD FORRESTL	VF 102	12	11
	VA 81	12	11
	VF 103	13	11
	VA 83	12	11
	VA 85	13	11
	VAH 5	12	11
	VFP 62 DET 42	3	11
	VAW 12 DET 42	5	11
	VAW 33 DET 42	3	11
	HU 2 DET 42	2	11
ABD GLACIER	HU 4 DET 69	2	11
ABD KEARSGE	VAW 11 DET R	6	21
	VS 21	11	21
	VS 29	11	21
	HS 6	16	21
	HMRL 161	13	29
ABD LEXINGTN	VF 211	11	21
	VA 212	9	21
	VF 213	12	21
	VA 215	12	21
	VA 216	10	21
	VCP 63 DET L	3	21
ABD LTE ROCK	HU 2 DET 26	1	11
ABD LSD 15	HMRL 262 SUB 1	6	19
ABD LSD 34	HMRL 264 SUB 1	6	19
ABD MIDWAY	VA 23	11	21
	VF 24	13	21
	VA 22	12	21
	VF 21	13	21
	VA 25	12	21
	VAH 8	9	21
	VCP 63 DET A	3	21
	VAW 11 DET A	3	21
ABD OBSER IS	HU 4 DET 97	1	11
ABD RICHARD	VF 191	14	21
	VA 192	12	21
	VF 193	12	21
	VA 195	12	21
	VA 196	11	21
ABD ROOSEVLT	VF 14	12	11
	VA 15	12	11
	VA 172	12	11
	VAH 11	9	11
	VA 12	12	11
	VFP 62 DET 37	2	11
	VAW 12 DET 37	3	11
ABD RUSHMORE	HU 4 DET 91	1	11
ABD SHANGRLA	VA 46	12	11
	VF 13	13	11
	VA 106	13	11
	VA 176	13	11
	VFP 62 DET 44	2	11
	HU 2 DET 44	2	11
	VMA 225	12	19
ABD SPRNGFLD	HU 2 DET 22	1	11
ABD TACONIC	HU 4 DET 93	1	11
ABD TANNER	HU 4 DET 76	2	11
ABD THETS BY	HMRL 162	24	29
ABD VALY FRG	VAW 12 DET 52	1	11
ABD WASP	VAW 12 DET 48	4	11
	VS 28	12	11
	VS 31	13	11
	HS 11	16	11
	HU 2 DET 48	1	11
ADAK	NAVSTA 17 ND	2	21
AGANA	VCP 61	20	21
	VAW 13	12	21
	VW 1	10	21
	NAS	9	21
AKRON	BWR AKRON	1	31
ALAMEDA	VF 91	16	21
	VF 92	14	21
	VA 93	13	21
	VA 94	14	21
	VA 95	13	21
	VP 9	12	21
	VP 19	14	21
	VR 21 DET	7	21
	NAS ALAMEDA	17	21
	CVA 61 RANGER	1	21
	CVA 31 RICHARD	1	21
	CVA 14 TCNDRGA	2	21
	CVA 34 ORISKNY	1	21
	CVA 41 MIDWAY	1	21
	CVA 43 CRL SEA	1	21
	NAS 12 NAV DST	23	31
	O&R BUWEPS FR	109	88
ANACOSTIA	NAS ANACOSTIA	79	31
	HQ MC FLT SECT	15	39
	NARTU	38	50
	NAS RDT&E	2	70
ANNAPOLIS	NAF ANNAPOLIS	13	31
ARGENTIA	VP 23	11	11
	VW 11	18	11
	NAVSTA	5	11
ATLANTA	NAS NART	28	50
ATSUGI	VQ 1	14	21
	HU 1 DET 1	13	21
	VR 21 DET	9	21
	H&MS 11	13	29
	VMF 312	20	29
	VMFAW 115	22	29
	VMFAW 314	22	29
	VU 5	11	21
	NAS	32	21
	FAWPRA	54	21
AUSTRALIA	ATT CANBERRA	1	21
BALTIMORE	BWR BALTIMORE	1	31
	BWR RDT&E	4	70
	BWR FR	14	88
BARBERS PNT	VP 6	12	21
	VP 28	12	21
	AEWBARRONPAC	36	21
	VR 21	14	21
	VU 1	34	21
	NAS 14 NAVDST	27	21
BEAUFORT	VMF 122	22	19
	VMF 235	21	19
	VMF 251	23	19
	VMF 333	23	19
	MCAS	7	39
	POOL BUWEPS FR	1	88
BERMUDA	VP 45	11	11
	VP 49	11	11
	NAVSTA	1	11
BETHPAGE	BWR RDT&E	19	70
	BWR FR	25	88
BLOOMFIELD	BWR RDT&E	11	70
	BWRR FR	8	88
BOSTON	CVS 18 WASP	2	11
	ONR	1	70
BRAZIL	MISSION RIO DJ	1	11
BREMERTON	CVS 12 HORNET	1	21
	CVS 10 YORKTWN	1	21
BROWN FIELD	VU 3	13	21
	VU 7	34	21
	NAAS 11 NAVDST	1	31
BRUNSWICK	VP 7	11	11
	VP 11	13	11
	VP 21	11	11
	VP 26	11	11
	NAS 1 NAV DST	5	31
BUENOS AIRES	NAV ADV GROUP	1	11
BUFFALO	BWR BUFFALO	1	31
	BWR RDT&E	1	70
BURBANK	BWR BURBANK	1	31
	BWR RDT&E	3	70
	BWR FR	39	88
CAMDEN	CVA 63 KITTYHW	1	11
CAMP PENDLET	VMO 6	21	29
CECIL FIELD	VF 31	14	11
	VF 32	3	11
	VA 34	12	11
	VA 36	14	11
	VF 174	54	11
	VA 163	11	11
	VA 164	12	11
	VF 161	8	11
	VF 162	10	11
	VFP 62	21	11
	NAS 6 NAV DST	9	31
CHASE	NAAS NAATC	6	43
	TRARON 24	44	43
	TRARON 25	45	43
	TRARON 26	38	43
CHERRY POINT	MARS MWSG 27	18	19
	H&MS 14	4	19
	H&MS 24	4	19
	H&MS 32	4	19
	VMFAW 114	20	19
	VMFAW 531	20	19
	VMA 224	21	19
	VMA 224 SUB 1	2	19
	VMA 225 SUB 1	7	19
	VMA 242	20	19
	VMA 332	20	19
	VMA 533	23	19
	VMCJ 2	17	19
	VMR/VMGR 252	21	19
	VMR 353	10	19
	VMT 1	21	19
	MCAS	1	19
	MCAS SO&ES	10	39
	O&R BUWEPS FR	88	88
CHILE	MISSION VLPRSO	1	11
CHINA LAKE	VX 5	15	21
	NAF 11 NAV DST	3	31
	NAF RDT&E	56	70
CLEVELAND	NASA	1	70
COLOMBIA	MISSION BOGOTA	1	11
COLORADO SPR	COMNAVCONAD	3	31
COLUMBUS	BWR COLUMBUS	2	31
	BWR RDT&E	16	70
	BWR FR	5	88

[redacted]

TOTAL PROGRAM AND NON-PROGRAM AIRCRAFT

TABLE 4 LOCATION OF AIRCRAFT INVENTORY BY ORGANIZATIONAL UNIT

DECLASSIFIED

LOCATION	UNIT	NO. OF A/C	COM-MAND
CRPS CHRISTI	TRARON 28	65	43
	TRARON 29	10	43
	TRARON 30	37	43
	TRARON 31	15	43
	NAS NAATC	18	43
	FLYING CLUB	1	88
CUBI PNT	VAH 4 L	3	21
	H&MS 12	4	29
	VMA 212	21	29
	VMCJ 1	16	29
	VU 5 DET A	4	21
	NAS CUBI PNT	10	21
DAHLGREN	NWL	1	31
DALLAS	NAS NART	52	50
	BWR RDT&E	7	70
	BWR FR	54	88
DENVER	NAVCRUIT STA	2	31
DHAHRAN AFB	HDQTRS CMEF	2	11
ECUADOR	MISSION QUITO	1	11
EDWARDS AFB	NLO	3	70
	GEN ELEC CO	1	88
	LAKE CEN AIRLN	3	88
	NO CEN AIRLNS	2	88
	OZARK AIR INC	2	88
	TRANS TEX AIRW	2	88
	U S ARMY	13	88
	USAF	4	88
EST HARTFORD	BWR EST HRTFRD	1	31
	BWR RDT&E	14	70
	BWR FR	55	88
EGYPT	ATT CAIRO	1	11
EL CENTRO	US NAV PAR FAC	1	31
	NPF	10	70
EL SEGUNDO	BWR EL SEGUNDO	1	31
	BWR RDT&E	9	70
	BWR FR	4	88
EL TORO	H&MS 15	17	29
	MARS 37	12	29
	H&MS 33	4	29
	VMF 323	25	29
	VMF 451	24	29
	VMFAW 334	29	29
	VMFAW 513	20	29
	VMFAW 542	20	29
	VMA 211	23	29
	VMA 223	24	29
	VMA 343	21	29
	VMCJ 3	23	29
	VMGR 352	12	29
	HMRL 363	14	29
	HHS AFMFPAC	6	29
	VMT 2	23	29
	MCAS SO&ES	12	39
ELLYSON FLD	HT 8	61	41
FALLON	NAAS 12 NAVDST	5	31
FORT RUCKER	MATL DEV CONAC	1	88
FUTEMA	H&MS 16	4	29
	HMRL 362	24	29
GLENVIEW	NAS NART	59	50
GLYNCO	NAS	7	44
	NAVCICOFFSCOL	52	44
GREECE	ATT ATHENS	1	11
GROSSE ILE	NAS NART	42	50
GTMO BAY	VU 10	13	11
	NAS GTMO BAY	8	11
HAITI	MISSION PTAUPR	1	11
INDIA	ATT NEW DELHI	1	11
INDIANAPOLIS	AVIONICS FAC	1	31
IRAN	ATT TEHRAN	1	11
IWAKUNI	VP 22	12	21
	VP 50	11	21
	MARS 17	16	29
	VMA 311	27	29
	VMR 253	19	29
	NAMD IWAKUNI	4	29
JACKSONVILLE	VA 35	12	11
	VA 44	79	11
	VA 165	8	11
	VAP 62	13	11
	VP 5	11	11
	VP 18	11	11
	VP 30	14	11
	VU 10 DET	2	11
	NAS 6 NAV DST	19	31
	NARTU	42	50
	O&R BUWEPS FR	144	88
JAVA	ATT DJAKARTA	1	21
JOHNSVILLE	NAS 4 NAV DST	7	31
	NADC	19	70
	FLYING CLUB	1	88
KANEOHE	H&MS 13	10	29
	VMF 232	20	29
	VMA 214	23	29
	MCAS 14 ND	7	29
	DET	4	31
KEFLAVIK	NAVSTA	2	11
KENT	NAF W MALLING	7	11
KEY WEST	VF 101	39	11
	VS 30	14	11
	HS 1	9	11
	VX 1	15	11
	NAS 6 NAV DST	5	31
	POOL BUWEPS FR	1	88
KINGSVILLE	TRARON 7	75	41
	NAAS NAATC	7	43
	TRARON 21	48	43
	TRARON 22	46	43
	TRARON 23	36	43
KIRTLAND AFB	NASWF	1	31
	NASWF	11	70
KODIAK	VP 1	12	21
	NAVSTA 17 ND	3	21
KWAJALEIN	PMRFAC	5	21
LAJES	NAF	1	11
LAKEHURST	ZP 3	3	11
	ZP 1	3	11
	HU 2	18	11
	HU 4	14	11
	NAS 4 NAV DST	7	31
	NATECHTRAU	1	44
	NARTU	14	50
	NATFSI	8	70
	NAS	2	70
	O&R BUWEPS FR	8	88
	FLYING CLUB	1	88
LANGLEY FLD	NASA	1	70
LITCHFLD PRK	NAF LITCHFLD	31	21
	NAF 11 NAV DST	2	31
	STORAGE FACLTY	2093	88
LONG BEACH	CVS 33 KERSRGE	1	21
LOS ALAMITOS	VS 23	12	21
	VS 25	11	21
	VS 35	13	21
	VS 37	12	21
	NAS NART	84	50
LOS ANGELES	LPH 6 THETIS B	1	21
	CVA 16 LEXIGTN	1	21
MARIETTA	BWR FR	1	88
MAYPORT	CVA 38 SHANGRL	1	11
	CVA 42 FDR	1	11
	CVA 60 SARATOG	1	11
	NAVSTA	3	31
MEMPHIS	NAS	20	44
	NARTU	32	50
	POOL BUWEPS FR	1	88
MERIDIAN	NAS NABTC	3	41
MEXICO	ATT MEXICO CTY	1	11
MIDWAY	NAVSTA 14 ND	4	21
MINNEAPOLIS	NAS NART	37	50
MIRAMAR	VF 51	14	21
	VA 52	14	21
	VF 53	15	21
	VA 55	13	21
	VA 56	15	21
	VF 111	5	21
	VA 112	9	21
	VA 113	10	21
	VF 114	13	21
	VA 115	8	21
	VF 121	54	21
	VA 126	62	21
	VF 141	12	21
	VF 142	18	21
	VA 144	13	21
	VA 145	10	21
	VA 146	14	21
	VCP 63	25	21
	NAS 11 NAV DST	13	31
MOFFETT FLD	VF 124	74	21
	VA 125	44	21
	NAS MOFFETT	6	21
	NAS 12 NAV DST	9	31
	NASA	1	70
MONTEREY	NAF 12 NAVDST	40	31
MORTON	BWR RDT&E	1	70
NAHA	VP 4	13	21
	VU 5 DET B	11	21
	NAF	5	21
NAPLES	VR 24 DET	9	11
	NAF	16	11
NEW IBERIA	NAAS NAATC	5	43
	TRARON 27	49	43
NEW ORLEANS	NAS NART	35	50
	FLYING CLUB	1	88
NEW RIV JAX	H&MS 26	1	19
	HMRL 264	14	19
	HMRL 261	17	19
	HMRL 262	16	19
	HMRL 263	22	19
	VMO 1	22	19
	MCAF	4	39
	FLYING CLUB	1	88
NEW YORK	CVA 64 CONSTEL	1	11
	NAS NART	65	50
NORFOLK	VS 24	13	11
	VS 27	13	11
	HS 3	16	11
	VS 26	10	11
	VS 36	11	11
	HS 7	20	11
	VP 8	11	11
	VP 24	13	11
	VP 44	13	11
	VP 56	15	11
	VP 30 DET A	5	11
	HU 2 DET 1	4	11
	VRC 40	11	11
	CVA 11 INTREPD	1	11
	CVS15 RANDOLPH	1	11
	LPH 4 BOXER	1	11
	CVA 59 FORSTAL	1	11
	CVS 45 VALYFRG	1	11
	CVA 62 INDPEND	2	11
	HS FMFLNT	7	19
	NAS 5 NAV DST	45	31
	NARTU	17	50
	O&R BUWEPS FR	266	88

[redacted]

DECLASSIFIED

TOTAL PROGRAM AND NON-PROGRAM AIRCRAFT

TABLE 4 LOCATION OF AIRCRAFT INVENTORY BY ORGANIZATIONAL UNIT

LOCATION	UNIT	NO. OF A/C	COM-MAND
NORWAY	ATT OSLO	1	11
OAKLAND	NAS NART	70	50
OCEANA	VA 43	61	11
	DET A	13	11
	VA 42	20	11
	VF 33	16	11
	VF 74	15	11
	VA 65	14	11
	VA 66	16	11
	VA 76	17	11
	VF 41	16	11
	VF 84	17	11
	VA 75	12	11
	VA 86	13	11
	VA 72	17	11
	VU 2	12	11
	VU 4	15	11
	NAS OCEANA	2	11
	NAS 5 NAV DST	15	31
	POOL BUWEPS FR	1	88
OKINAWA	MCAF FUTEMA	2	29
OLATHE	NATECHTRAU	16	44
	NAS NART	26	50
PANAMA	COM FIFTEEN	1	11
PANAMA CITY	MINEDEFDEVU	2	70
PT HUENEME	LPH 5 PRINCETN	1	21
PORT ISABEL	NAAS NAATC	2	43
PTXNT RIVER	VW 2	6	11
	VW 13	9	11
	VW 15	10	11
	AEWTRAUNIT	5	11
	VR 1	14	11
	NAS PTXNT RIV	14	31
	NATC RDT&E	106	70
PENSACOLA	CVS 36 ANTETAM	1	11
	NAS NABTC	62	41
	CVS 36ANTETAM	1	41
	TRARON 4	74	41
	NATECHTRAU	17	44
	O&R BUWEPS FR	333	88
	FLYING CLUB	1	88
PERU	MISSION LIMA	1	11
PHILADELPHIA	NATECHTRAU	1	44
	NAMC	3	70
PNT ARGUELLO	NMF	4	31
POINT MUGU	VX 4	14	21
	PAC MISSLE RNG	61	31
	NAS 11 NAV DST	9	31
	USNMC RDT&E	20	70
PORT LYAUTEY	VR 24	10	11
	NAS	5	11
PORT WASHNGT	NTDC	1	31
QUANTICO	HMX 1	23	39
	MCAS AES 12	18	39
	MCAS AES 12	2	70
QUONSET PNT	VAW 12	32	11
	VAW 33	10	11
	VX 6	18	11
	VU 2 DET A	3	11
	CVS 9 ESSEX	1	11
	CVS 39 CHMPLAN	1	11
	NAS 1 NAV DST	27	31
	NATU	3	70
	O&R BUWEPS FR	156	88
REAM FIELD	HS 4	19	21
	HS 2	12	21
	HS 10	9	21
	HU 1	33	21
	NAAS 11 NAVDST	1	31
ROOSEVLT RDS	VW 4	7	11
	VMA 331	27	19
	VU 8	20	11
	NAVSTA	7	11
ROTA	VF 11	13	11
	VF 62	15	11
	VQ 2	15	11
	VP 10	11	11
	NAVSTA	27	11
	FLYING CLUB	1	88
SAN DIEGO	VA 122	32	21
	VAW 11	36	21
	VAW 11 DET E	5	21
	VFAW 3	30	21
	VS 41	12	21
	VP 46	12	21
	VP 42	9	21
	VP 48	8	21
	VP 31	16	21
	NAS NORTH ISL	6	21
	CVS 20 BENNING	1	21
	CVA 19 HANCOCK	1	21
	NAS 11 NAV DST	30	31
	O&R BUWEPS FR	164	88
	POOL BUWEPS FR	1	88
SANFORD	VAH 9	15	11
	VAH 3	26	11
	VAH 13	8	11
	VAH 1	21	11
	VAH 7	4	11
	NAS 6 NAV DST	7	31
SANGLEY PNT	VP 40	9	21
	NAVSTA	5	21
SANTA ANA	HMRL 361	23	29
	HMRM 462	11	29
SAUFLEY FLD	NAAS NABTC	13	41
	TRARON 1	140	41
	TRARON 5	48	41
SCHENECTADY	INSMAT	1	70
SEOUL	COMNAVFORKOREA	2	21
SEATTLE	NAS NART	41	50
SIGONELLA	VP 16	11	11
	NAF	3	11
SO WEYMOUTH	NADU	2	31
	NAS NART	46	50
	NADU	12	70
	POOL BUWEPS FR	1	88
SO AFRICA	ATT PRETORIA	1	11
ST LOUIS	BWR ST LOUIS	1	31
	BWR RDT&E	9	70
	BWR FR	9	88
SUKIRON	VMO 2	23	29
TETERBORO	BWR TETERBORO	1	31
TAIWAN	COMUSTDC	1	21
	DET A 7TH FLT	1	21
	MAAG REP CHINA	1	21
THAILAND	NAVSEC JUSMAG	1	21
TRINIDAD	NAVSTA	1	11
TULSA	O&R BUWEPS FR	12	88
TURKEY	MISSION ANKARA	1	11
VENZUELA	MISSION CARACA	1	11
VIETNAM	MAAG SAIGON	1	21
WALTHAM	BWR	6	70
W PALM BEACH	BWR FR	7	88
WHDBY ISLAND	VAH 4	18	21
	VAH 6	14	21
	VAH 123	23	21
	VP 2	14	21
	VP 17	12	21
	VP 47	11	21
	NAS WHDBY IS	6	21
	NAS 13 NAV DST	13	31
WHITING FLD	NAAS NABTC	9	41
	TRARON 2	157	41
	TRARON 3	128	41
	TRARON 6	29	41
	FLYING CLUB	1	88
WILLOW GROVE	NAS NART	56	50
WRGT PAT AFB	BWFLTRREP CEN	2	31
YOKOSUKA	COMNAVFORJAPAN	1	21
YUMA	MCAAS	7	39
	ARC RESRCH LAB	1	88
	ATOM ENER COMM	1	88
	BLATZ AIRLINES	1	88
	CAL AIR CHARTR	1	88
	CEN AIRLNE INC	3	88
	DEPT OF AGRI	2	88
	DEPT OF INT	1	88
	DEPT OF JUSTCE	2	88
	FED AVN AGENCY	47	88
		11629	

DECLASSIFIED

CONFIDENTIAL

SECTION II
AIRCRAFT INVENTORY, END OF MONTH

PROGRAM AND NON-PROGRAM AIRCRAFT

TABLE PAGE

5...MAJOR PROGRAM CLASSIFICATION BY COMBAT AND NON-COMBAT TYPE AIRCRAFT 69

6...STATUS DISTRIBUTION BY CLASS AND COMMAND 70

7...STATUS DISTRIBUTION, 1951 TO DATE 71

8...NON-PROGRAM AIRCRAFT, STATUS DISTRIBUTION BY MODEL 72

9...PROGRAM AIRCRAFT, TYPE OF ORGANIZATIONAL UNIT BY CLASS 74

10...PROGRAM AIRCRAFT, ATLANTIC FLEET, TYPE OF ORGANIZATIONAL UNIT BY CLASS 76

11...PROGRAM AIRCRAFT, PACIFIC FLEET, TYPE OF ORGANIZATIONAL UNIT BY CLASS 77

SPECIAL TABLES

12...MAN-CARRYING DRONES BY COMMAND AND STATUS DISTRIBUTION BY MODEL 78

13...AIRCRAFT ON LOAN TO NAVY 78

CHARTS

1...AIRCRAFT INVENTORY AND PLANNED ASSIGNMENT DATA 67

2...MONTH-END INVENTORY OF PROGRAM AIRCRAFT BY STATUS, JUNE 1956 TO DATE 69

3...TOTAL NAVY PROGRAM AIRCRAFT BY ORGANIZATIONAL UNITS 75

CONFIDENTIAL

STATUS OF NAVY AIRCRAFT INVENTORY

SCOPE OF SECTION II

Navy aircraft "inventory" is comprised of all aircraft which have been accepted, but not stricken, by the Navy. An aircraft is accepted when legal custody is assumed by the Navy, and is stricken when officially separated from Navy custody by the signature of the Deputy Chief of Naval Operations (Air) to the monthly notice "Separations From and Reinstatements To the Navy list of aircraft".

Navy aircraft are presented under three basic classifications: STATUS, KIND OR CLASS and CONFIGURATION, and CUSTODY. "Status" refers to the classification of the functional employment or condition of aircraft; that is, generally, either undergoing, awaiting, or enroute to either operating, standard rework, special rework, storage, final disposition, or evaluation to determine next action. "Kind or Class and Configuration" refers to physical characteristics; as to general mission purpose of Navy aircraft design, e.g., fighter, attack, patrol, transport, etc. "Sub-Class" refers to the next lower level of classification into more specific mission purpose of design, e.g., all-weather, photographic, etc. "Custody" refers to organizational location; that is, administrative control of assignment, pipeline, and employment of aircraft; and, responsibility to account for and otherwise provide information about aircraft.

Included in Section II are selected inventory statistics for all Navy aircraft except guided missiles. (Aircraft on loan to Navy are included in table 13, but are excluded from all others in Section II.) Succeeding tables and listings represent successive breakdowns, in varying degree of detail, of current TOTAL INVENTORY.

GLOSSARY OF TERMS (AIRCRAFT)

TOTAL INVENTORY - Comprises all man-carrying Naval aircraft (including man-carrying drones) in the custody of all Navy and Marine organizations and units which have been accepted but not yet stricken. Total inventory may be divided into Program and Non-Program categories.

PROGRAM AIRCRAFT - Comprise all production aircraft in the physical custody of Navy and Marine units for which current or future operation within an authorized allowance is intended or can reasonably be expected. Stated differently, the program category includes operating, pipeline and reserve stock aircraft.

NON-PROGRAM AIRCRAFT - Comprise all aircraft of project development and service test (BIS) configuration, target drones (man-carrying), aircraft retired but not yet stricken (including contingency reserve), and aircraft on loan or on bailment contracts.

OPERATIONAL AIRCRAFT - This grouping includes all program aircraft in the controlling custody of the operating commands (COMNAVAIRLANT, COMNAVAIRPAC, CNATRA, CNARESTRA, NABS, and BUWEPS RDT&E) i.e., operating and operational pool aircraft.

OPERATING AIRCRAFT - are those aircraft in the custody of designated units for flight in performance of a Navy mission therefor, in accordance with, and in direct assignment against OPNAV planned operating assignments. Operating aircraft may be further classified by primary mission of unit having custody - "Combat", "Direct Combat Support", "Indirect Combat Support", "Air Training" and "Reserve (USNR-USMCR) Training".

PIPELINE - Comprise aircraft in the Non-Operational Support and Operational Pool categories (see below).

OPERATIONAL POOL AIRCRAFT - are non-operating aircraft in custody of the operating command, i.e., pipeline aircraft in support of the operating program. Pool aircraft are often further classified as between "Ready For Issue" (those new or newly reworked aircraft awaiting issue to an operating unit) and "Not Ready For Issue" (aircraft in process of rework or return to BUWEPS).

NON-OPERATIONAL SUPPORT - aircraft are those in custody of BUWEPS (Fleet Readiness) for purposes of rework.

RESERVE STOCK - are program aircraft in the controlling custody of BUWEPS (FR) which are not currently and actively engaged in any of the various logistic processes (i.e., in, awaiting or enroute to operating or to rework) required in normal transition through standard service life.

CONTINGENCY RESERVE - aircraft are those which have been retired from the program inventory as a consequence of completion of standard service life but which have been retained in the inventory to alleviate mobilization deficiencies. Only those aircraft are retained in contingency reserve for which spare part support is available for at least one more Standard Rework and one more service tour/period.

ACTIVE AIRCRAFT - Operating aircraft and aircraft currently engaged in logistic support of operating aircraft.

INACTIVE AIRCRAFT - Non-program and Reserve Stock aircraft.

DECLASSIFIED

CHART 1

AIRCRAFT INVENTORY AND PLANNED ASSIGNMENT DATA

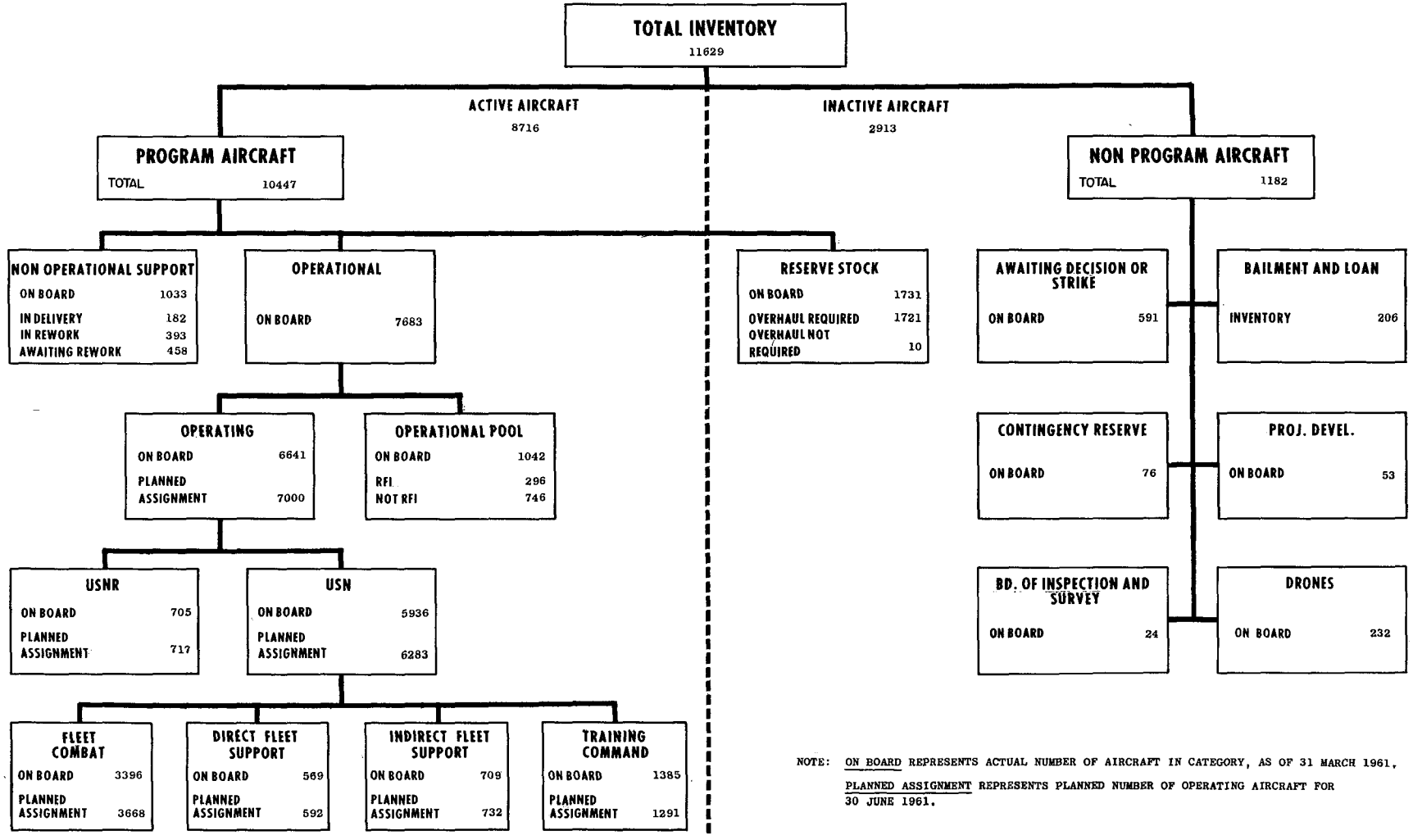

NOTE: ON BOARD REPRESENTS ACTUAL NUMBER OF AIRCRAFT IN CATEGORY, AS OF 31 MARCH 1961.

PLANNED ASSIGNMENT REPRESENTS PLANNED NUMBER OF OPERATING AIRCRAFT FOR 30 JUNE 1961.

DECLASSIFIED

CONFIDENTIAL

DECLASSIFIED

[redacted]

TOTAL AIRCRAFT INVENTORY

TABLE 5

MAJOR PROGRAM CLASSIFICATIONS BY COMBAT AND NON-COMBAT TYPE

PROGRAM & NON-PROGRAM

PROGRAM CLASSIFICATION	31 March 1961					28 February 1961				
	GRAND TOTAL	HEAVIER-THAN-AIR			LIGHTER THAN AIR	GRAND TOTAL	HEAVIER-THAN-AIR			LIGHTER THAN AIR
		TOTAL	COMBAT TYPE	NON-COMBAT TYPE			TOTAL	COMBAT TYPE	NON-COMBAT TYPE	
TOTAL INVENTORY	11,629	11,613	7,667	3,946	16	11,650	11,634	7,559	4,075	16
PROGRAM AIRCRAFT	10,447	10,431	6,702	3,729	16	10,495	10,479	6,611	3,868	16
Operational	7,683	7,674	5,190	2,484	9	7,726	7,716	5,114	2,602	10
Operating	6,641	6,633	4,317	2,316	8	6,723	6,716	4,282	2,434	7
U. S. Navy	5,936	5,928	3,786	2,142	8	6,011	6,004	3,746	2,258	7
U. S. Navy Reserve	705	705	531	174	-	712	712	536	176	-
Operational Pools	1,042	1,041	873	168	1	1,003	1,000	832	168	3
RFI	296	296	259	37	-	260	260	224	36	-
Not RFI	746	745	614	131	1	743	740	608	132	3
Non-Operating Support	1,033	1,030	685	345	3	1,057	1,055	689	366	2
Delivery	182	181	158	23	1	188	187	149	38	1
Rework	393	392	236	156	1	410	409	257	152	1
Awaiting Rework	458	457	291	166	1	459	459	283	176	-
Reserve Stock	1,731	1,727	827	900	4	1,712	1,708	808	900	4
Overhaul Required	1,721	1,717	818	899	4	1,702	1,698	799	899	4
Overhaul Not Required	10	10	9	1	-	10	10	9	1	-
NON-PROGRAM AIRCRAFT	1,182	1,182	965	217	-	1,155	1,155	948	207	-
Awaiting Decision or Strike	591	591	506	85	-	577	577	504	73	-
Contingency Reserve	76	76	54	22	-	78	78	54	24	-
Project Development	53	53	45	8	-	30	30	23	7	-
Bailment and Loan	206	206	104	102	-	204	204	101	103	-
Board of Inspection and Survey	24	24	24	-	-	25	25	25	-	-
Drones	232	232	232	-	-	241	241	241	-	-

CHART 2

TOTAL PROGRAM AIRCRAFT BY STATUS

30 JUNE 1956 TO DATE

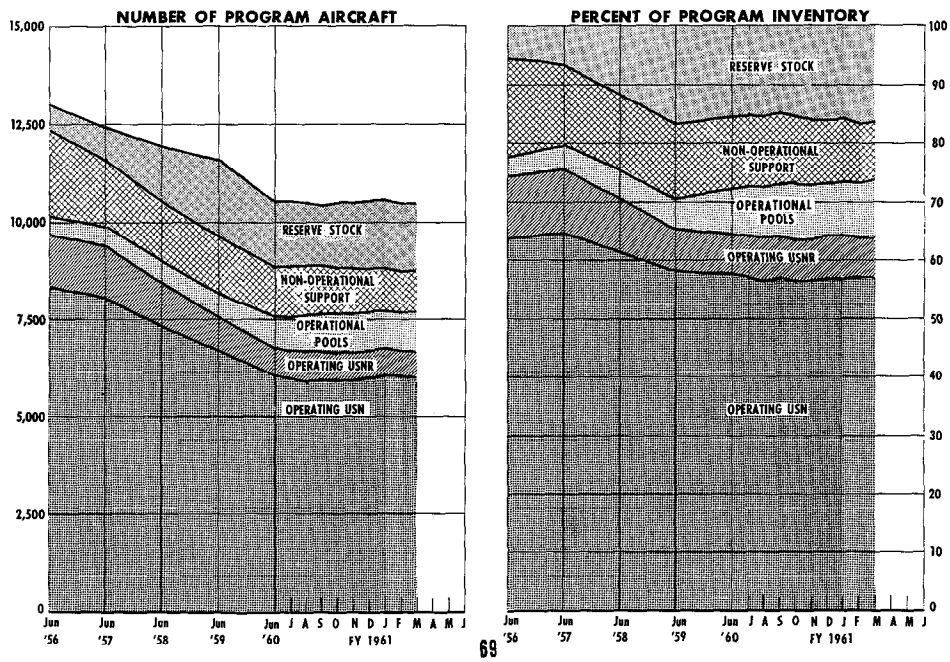

[redacted]

[redacted]

TABLE 6

TOTAL AIRCRAFT INVENTORY
STATUS DISTRIBUTION BY CLASS & COMMAND
PROGRAM & NON-PROGRAM

DECLASSIFIED

CLASS AND COMMAND	GRAND TOTAL	PROGRAM								NON - PROGRAM						
		TOTAL	OPERATIONAL			NON-OPERATIONAL SUPPORT			RESERVE STOCK	TOTAL	AWTG. DECISION OR STRIKE	CONTINGENCY RESERVE	PROJECT DEVELOPMENT	BAILMENT & LOAN	BOARD OF INSPECTION & SURVEY	DRONES
				PIPELINE												
				OPT'L POOL												
			OPERATING	RFI	NOT RFI	IN DELIVERY	IN REWORK	AWTG. REWORK								
TOTAL	11,629	10,447	6,641	296	746	182	393	458	1,731	1,182	591	76	53	206	24	232
Fighter	2,704	1,953	1,205	75	211	23	31	111	297	751	456	-	27	39	11	218
VF(DAY)JET	1,610	1,001	620	50	96	1	15	65	154	609	376	-	13	9	-	211
VF(AW)JET	778	666	431	14	89	19	12	29	72	112	62	-	14	25	11	-
VF(P)JET	185	181	94	3	15	-	1	2	66	4	-	-	-	4	-	-
VF(D)JET	82	63	32	4	10	-	-	12	5	19	18	-	-	1	-	-
VF(KD)JET	13	13	7	2	-	1	1	2	-	-	-	-	-	-	-	-
VF(Q)JET	29	29	21	2	1	2	2	1	-	-	-	-	-	-	-	-
VF(DAY)PROP	7	-	-	-	-	-	-	-	-	7	-	-	-	-	-	7
Attack	2,566	2,437	1,528	115	217	29	80	98	370	129	33	48	14	30	4	-
VA(DAY)JET	1,330	1,313	886	90	172	6	14	10	135	17	-	-	11	6	-	-
VA(P)JET	29	27	18	3	5	-	1	-	-	2	-	-	-	2	-	-
VA(Q)JET	25	23	19	1	2	1	-	-	-	2	-	-	1	1	-	-
VA(HT)JET	12	12	10	1	1	-	2	4	-	-	-	-	-	-	-	-
VA(H)JET	180	162	131	2	23	-	-	-	-	18	-	-	2	12	4	-
VA(LL)JET	5	-	-	-	-	-	-	-	-	5	-	-	-	5	-	-
VA(DAY)PROP	608	555	318	12	7	14	48	59	97	53	25	28	-	-	-	-
VA(AW)PROP	146	125	53	1	-	3	4	6	58	21	3	18	-	-	-	-
VA(W)PROP	230	220	93	5	7	5	11	19	80	10	5	2	-	3	-	-
VA(H)PROP)	1	-	-	-	-	-	-	-	-	1	-	-	-	1	-	-
Anti-Submarine	653	636	483	17	84	11	2	6	33	17	10	-	1	5	1	-
VS	653	636	483	17	84	11	2	6	33	17	10	-	1	5	1	-
Patrol	768	739	454	30	43	19	73	17	103	29	7	6	-	2	-	14
VP(L)	560	531	354	28	33	8	54	13	41	29	7	6	-	2	-	14
VP(LD)	8	8	7	1	-	-	-	-	-	-	-	-	-	-	-	-
VP(S)	200	200	93	1	10	11	19	4	62	-	-	-	-	-	-	-
Warning	140	139	85	6	23	-	1	-	24	1	-	-	1	-	-	-
VW(WEA)	7	7	5	-	2	-	-	-	-	-	-	-	-	-	-	-
VW(AEW)	125	124	73	5	21	-	1	-	24	1	-	-	1	-	-	-
VW(Q)	8	8	7	1	-	-	-	-	-	-	-	-	-	-	-	-
Observation	41	41	31	4	2	-	2	2	-	-	-	-	-	-	-	-
VO	41	41	31	4	2	-	2	2	-	-	-	-	-	-	-	-
Transport	570	522	411	8	20	5	47	3	28	48	-	-	1	47	-	-
VR(H)	165	165	135	1	6	2	20	1	-	-	-	-	-	-	-	-
VR(M)	327	281	213	4	5	2	27	2	28	46	-	-	1	45	-	-
VR(C)	78	76	63	3	9	1	-	-	-	2	-	-	-	2	-	-
In Flight Refueler	7	4	3	-	-	1	-	-	-	3	-	-	-	1	2	-
VG	7	4	3	-	-	1	-	-	-	3	-	-	-	1	2	-
Utility	184	175	108	5	2	4	8	10	38	9	9	-	-	-	-	-
VU(SAR)	101	96	56	5	-	2	5	7	21	5	5	-	-	-	-	-
VU(TOW)	54	51	27	-	1	2	3	3	15	3	3	-	-	-	-	-
VU(T&D)	9	8	5	-	1	-	-	-	2	1	1	-	-	-	-	-
VU(L)	20	20	20	-	-	-	-	-	-	-	-	-	-	-	-	-
Training	2,890	2,780	1,604	22	114	10	92	107	831	110	50	-	7	53	-	-
VT(JET)	1,075	1,060	576	16	88	3	24	37	316	15	1	-	6	8	-	-
VT(D)(JET)	15	9	5	-	-	-	-	1	3	6	5	-	-	1	-	-
VT(KD)(JET)	9	7	1	-	-	-	-	-	6	2	1	-	-	1	-	-
VT(ME)(PROP)	672	630	373	2	9	-	25	18	203	42	40	-	-	2	-	-
VT(ME)(P)(PROP)	39	39	26	2	-	-	-	2	9	-	-	-	-	-	-	-
VT(SE)(PROP)	1,014	998	600	2	17	6	43	49	281	16	3	-	1	12	-	-
VT(Z)(PROP)	42	13	2	-	-	-	-	-	11	29	-	-	-	29	-	-
VT(NAV)(PROP)	14	14	13	-	-	1	-	-	-	-	-	-	-	-	-	-
VT(D)(PROP)	10	10	8	-	-	-	-	-	2	-	-	-	-	-	-	-
Rotary Wing	1,090	1,005	721	14	29	79	56	103	3	85	26	22	2	29	6	-
HS	303	281	177	5	8	48	20	23	-	22	-	-	1	15	6	-
HO	91	90	58	-	1	-	2	29	-	1	-	-	-	1	-	-
HR(L)	351	332	271	6	9	13	15	17	1	19	10	8	-	1	-	-
HU	244	204	152	3	11	14	7	17	-	40	16	14	1	9	-	-
HT	62	60	36	-	-	2	6	14	2	2	-	-	-	2	-	-
HR(M)	39	38	27	-	-	2	6	3	-	1	-	-	-	1	-	-
Airships	16	16	8	-	1	1	1	1	4	-	-	-	-	-	-	-
ZP	10	10	6	-	-	1	-	-	3	-	-	-	-	-	-	-
ZW	6	6	2	-	1	-	1	1	1	-	-	-	-	-	-	-
COMMAND																
LANT	2,220	2,213	1,931	88	194	-	-	-	-	7	1	-	-	-	-	6
PAC	2,588	2,588	2,055	172	361	-	-	-	-	-	-	-	-	-	-	-
NABS	593	566	551	3	12	-	-	-	-	27	-	-	-	-	-	27
NATRA	1,385	1,385	1,262	10	113	-	-	-	-	-	-	-	-	-	-	-
NART	784	784	705	22	57	-	-	-	-	-	-	-	-	-	-	-
R&D	364	147	137	1	9	-	-	-	-	217	-	-	53	109	24	31
BUWEPS	3,695	2,764	-	-	-	182	393	458	1,731	931	590	76	-	97	-	168

[redacted]

DECLASSIFIED

[redacted]

TABLE 7

STATUS DISTRIBUTION BY CLASS & COMMAND
PROGRAM & NON-PROGRAM

CLASS AND COMMAND	GRAND TOTAL	PROGRAM								NON - PROGRAM						
		TOTAL	OPERATIONAL			NON-OPERATIONAL SUPPORT			RESERVE STOCK	TOTAL	AWTG. DECISION OR STRIKE	CONTINGENCY RESERVE	PROJECT DEVELOPMENT b/	BAILMENT & LOAN	BOARD OF INSPECTION & SURVEY	DRONES
			OPERATING	PIPELINE												
				OPT'L. POOL a/												
				RFI	NOT RFI	IN DELIVERY	IN REWORK	AWTG. REWORK								
30 JUNE																
1951	13,818	13,174	7,369	797	-	610	1,053	877	2,468	644	269	-	43	46	-	286
1952	14,149	13,475	8,814	836	-	677	1,031	818	1,299	674	269	-	35	67	-	303
1953	15,280	14,012	9,946	1,167	-	685	835	675	704	1,268	574	-	33	104	-	557
1954	16,055	14,151	9,733	1,025	-	588	847	880	1,078	1,904	1,197	-	24	118	46	519
1955	17,085	14,140	9,761	667	-	612	924	857	1,319	2,945	629	1,508	18	163	46	581
1956																
31 March	17,769	13,554	9,692	488	-	539	1,063	718	1,054	4,215	2,652	590	8	200	63	702
30 June	16,400	13,003	9,687	403	-	482	981	764	686	3,397	1,722	734	9	236	57	639
30 September	15,361	12,752	9,596	365	-	369	943	745	734	2,609	803	829	8	266	56	647
31 December	14,871	12,573	9,553	382	-	391	892	618	737	2,298	494	853	8	265	60	618
1957																
31 March	14,270	12,566	9,557	417	-	380	767	604	841	1,704	272	760	7	275	53	337
30 June	14,289	12,434	9,421	492	-	362	718	624	817	1,855	333	870	5	270	46	331
30 September	13,106	12,065	9,338	180	-	348	776	444	684	1,041	218	145	5	272	43	358
31 December	13,127	12,140	9,275	100	-	373	756	422	860	987	199	150	3	252	42	341
1958																
31 March	13,168	12,214	9,039	112	390	391	758	464	1,060	954	242	150	-	223	36	303
30 June	12,832	11,924	8,424	198	373	259	764	515	1,391	908	280	56	58	226	29	259
30 September	12,346	11,629	8,415	124	412	242	678	395	1,363	717	148	4	49	230	27	259
31 December	12,346	11,659	8,147	116	455	290	661	479	1,511	687	134	4	44	237	20	248
1959																
31 March	12,295	11,607	7,657	170	452	221	690	563	1,854	688	143	9	35	235	19	247
30 June	12,373	11,597	7,562	145	462	274	617	589	1,948	776	188	14	32	212	24	306
30 September	11,991	11,296	7,277	323	498	207	624	590	1,777	695	130	27	35	197	15	291
31 December	12,054	11,257	7,064	322	456	272	552	647	1,944	797	195	44	37	182	22	317
1960																
31 March	11,945	11,174	6,726	363	519	304	542	611	2,109	771	213	23	36	181	13	305
30 June	11,553	10,472	6,759	299	514	286	515	490	1,609	1,081	481	89	35	183	12	281
30 September	11,594	10,411	6,665	364	590	294	543	405	1,550	1,183	559	98	35	200	17	274
31 December	11,641	10,515	6,748	349	614	235	423	454	1,692	1,126	575	33	33	210	23	252
1961																
31 January	11,644	10,528	6,738	340	664	199	430	459	1,698	1,116	550	60	32	205	21	248
28 February	11,650	10,495	6,723	260	743	188	410	459	1,712	1,155	577	78	30	204	25	241
31 March	11,629	10,447	6,641	296	746	182	393	458	1,731	1,182	591	76	53	206	24	232

a/ "RFI" and "Not RFI" not available prior to 30 September 1957.

b/ Included only experimental aircraft through 28 February 1958.

[redacted]

[redacted]

DECLASSIFIED

DISTRIBUTION OF NON-PROGRAM AIRCRAFT BY MODEL

TABLE 8

CLASS & MODEL	GRAND TOTAL	AWTG DECI-SION OR STRIKE	MAP	CONT. RE-SERVE	BAIL-MENT	LOAN	PROJ DEV	BRD. OF INSP. & SURVEY	DRONES
TOTAL	1,182	569	22	76	104	102	53	24	232
Fighter	751	456			31	8	27	11	218
VF(DAY)JET	609	376			7	2	13		211
F8U-2	1				1				
Y/F8U-2	1						1		
F8U-1	4				3	1			
Y/F8U-1	4						4		
F11F-1	2				1	1			
Y/F11F-1	4						4		
F9F-8	135	135							
F9F-6	168	168							
F9F-6K2	45								45
F9F-6K2X	23								23
F9F-6K	79								79
F9F-6KX	64								64
F3H-2M	57	57							
F2H-2	1				1				
FJ-4	1				1				
Y/FJ-4	2						2		
FJ-3	16	16							
Y/FJ-3	2						2		
VF(AW)JET	112	62			22	3	14	11	
F8U-2N	4				4				
Y/F8U-2N	6						6		
YF8U-2N	4							4	
F2H-4	21	21							
F2H-3	29	29							
F3H-2	2				2				
Y/F3H-2	3						3		
F3H-2N	12	11			1				
F4H-1F	12				10	2			
YF4H-1F	7							7	
F3D-2	2				2				
F3D-2M	1				1				
F3D-1	2				1	1			
F4D-1	1				1				
Y/F4D-1	5						5		
YF2Y-1	1	1							
VF(P)JET	4				2	2			
F8U-1P	1				1				
F9F-8P	3				1	2			
VF(D)JET	19	18				1			
F8U-1D	1					1			
F9F-6D	18	18							
VF(DAY)PROP ...	7								7
F6F-5K	7								7
Attack	129	30	3	48	29	1	14	4	
VA(DAY)JET	17				5	1	11		
A4D-2	1				1				
Y/A4D-2	4						4		
A4D-2N	3				3				
Y/A4D-2N	1						1		
A4D-1	1					1			
Y/A4D-1	4						4		
Y/FJ-4B	2						2		
F9F-8B	1				1				
VA(P)JET	2				2				
A3D-2P	2				2				
VA(Q)JET	2				1		1		
A3D-2Q	1				1				
Y/A3D-1Q	1						1		
VA(H)JET	18				12		2	4	
A3J-1	10				10				
YA3J-1	4							4	
A3D-2	1				1				
A3D-1	1				1				
YA3D-1	2						2		

CLASS & MODEL	GRAND TOTAL	AWTG DECI-SION OR STRIKE	MAP	CONT RE-SERVE	BAIL-MENT	LOAN	PROJ DEV.	BRD. OF INSP. & SURVEY	DRONES
VA(LL)JET	5				5				
A2F-1	5				5				
VA(DAY)PROP ..	53	22	3	28					
AD-6	3		3						
AD-5	50	22		28					
VA(AW)PROP ...	21	3		18					
AD-5N	21	3		18					
VA(W)PROP	10	5		2	3				
W2F-1	2				2				
WF-2	1				1				
AD-5W	7	5		2					
VA(H)PROP	1				1				
AJ-1	1				1				
Anti-Submarine ..	17	1	9		5		1	1	
VS	17	1	9		5		1	1	
S2F-3	4				4				
YS2F-3	1							1	
S2F-1	11	1	9		1				
Y/S2F-1	1						1		
Patrol	29	7		6	2				14
VP(L)	29	7		6	2				14
P2V-7S	1				1				
P2V-5FS	1				1				
P2V-4	13	7		6					
P4Y-2K	14								14
Warning	1						1		
VW(AEW)	1						1		
Y/WV-2	1						1		
Transport	48				3	44	1		
VR(M)	46				1	44	1		
R4D-6	2					2			
R4D-5	4					4			
R4D-6R	24				1	23			
R4D-5R	9					9			
R4D-6Z	5					5			
R4D-5Z	1					1			
Y/R4Y-1	1						1		
VR(C)	2				2				
TF-1	2				2				
In Flgt Refueler.	3				1			2	
VG	3				1			2	
GV-1	1				1				
YGV-1	2							2	
Utility	9	4	5						
VU(SAR)	5		5						
UF-2	5		5						
VU(TOW)	3	3							
JD-1	3	3							
VU(T&D)	1	1							
JD-1D	1	1							

[redacted]

DECLASSIFIED

DISTRIBUTION OF NON-PROGRAM AIRCRAFT BY MODEL

TABLE 8

CLASS & MODEL	GRAND TOTAL	AWTG DECI-SION OR STRIKE	MAP	CONT RE-SERVE	BAIL-MENT	LOAN	PROJ DEV	BRD. OF INSP. & SURVEY	DRONES
Training	110	45	5		6	47	7		
VT(JET)	15	1			5	3	6		
T2J-1	2				2				
Y/T2J-1	2						2		
T2V-1	4				2	2			
TV-2	1	1							
Y/TV-2	1						1		
F9F-8T	2				1	1			
Y/F9F-8T	3						3		
VT(D) JET	6	5				1			
TV-2D	6	5				1			
VT(KD)JET	2	1				1			
TV-2KD	2	1				1			
VT(ME)PROP	42	38	2			2			
SNB-5	42	38	2			2			
VT(SE)PROP	16		3			12	1		
T-34B	10					10			
Y/T-34B	1						1		
T-28B	2					2			
SNJ-6	3		3						
VT(E)PROP	29				1	28			
R4D-6Q	8					8			
R4D-5Q	4					4			
R4D-6S	14					14			
R4D-5S	3				1	2			

CLASS & MODEL	GRAND TOTAL	AWTG DECI-SION OR STRIKE	MAP	CONT. RE-SERVE	BAIL-MENT	LOAN	PROJ DEV	BRD. OF INSP. & SURVEY	DRONES
Rotary	85	26		22	27	2	2	6	
HS	22				15		1	6	
HSS-2	10				10				
YHSS-2	6							6	
HSS-1	5				5				
Y/HSS-1 ...	1						1		
HO	1				1				
HOK-1	1				1				
HR(L)	19	10		8		1			
HRS-3	18	10		8					
HUS-1	1					1			
HR(M)	1					1			
HR2S-1	1					1			
HU	40	16		14	9		1		
HU2K-1	8				8				
Y/HUL-1 ...	1						1		
HUP-2	31	16		14	1				
HT	2				2				
HTK-1	2				2				

DECLASSIFIED

PROGRAM AIRCRAFT INVENTORY
TYPE OF ORGANIZATIONAL UNIT BY CLASS

TABLE 9

UNIT TYPE	TOTAL	CLASS OF AIRCRAFT													
		VF JET	VA JET	VA PROP	VS	VP	VW	VO	VR	VG	VU	VT JET	VT PROP	H	Z
TOTAL	10447	1953	1507	930	636	739	139	41	522	4	175	1076	1704	1005	16
OPERATING	6641	1205	1034	494	483	454	85	31	411	3	108	582	1022	721	8
PIPELINE SUPP	2075	451	338	201	120	182	30	10	83	1	29	169	176	281	4
RESERVE STOCK	1731	297	135	235	33	103	24		28		38	325	506	3	4
OPERATING UNITS															
FLEET COMBAT	3396	874	813	376	207	345	64	31	153	2		26	4	496	5
USN	2447	549	581	374	207	345	64		71					251	5
VF DAY	245	245													
VF AW	222	222													
VA JET	411		411												
VA PROP	251			251											
VA H	136		136												
VFP PHOTO	26	26													
VAW AEW	123			123											
VFAW	25	25													
VQ ECM	17		17												
VAP PHOTO	9		9												
VCP PHOTO	39	31	8												
VS	207				207										
HS	149													149	
VP LAND	250					250									
VP SEA	96					95			1						
ZP	5														5
VW AEW WEA	20						19		1						
VW BARRIER	45						45								
HU	102													102	
VR TAC SUPP	69								69						
USMC	949	325	232	2				31	82	2		26	4	245	
MAW HEDRONS	61			2					27			26	4	2	
VMF	151	151													
VMF AW	127	127													
VMA	232		232												
VMCJ	47	47													
VMR	57								55	2					
HMR	210													210	
VMO	64							31						33	
DIR FLEET SUPP	569	89	11	10	4	11	7		79		64	183	83	28	
USN	505	89	11	10	4	11	7		73		62	138	74	26	
OPTEVFOR	46	8	11		4	6			6		2	2	3	4	
VU	138	81		8		5			1		31	3	6	3	
FLEET TRNG	160						7		9			124	20		
FLEET BASES	133			2					32		29	9	45	16	
CV & AV UTIL	28								25					3	
USMC	64								6		2	45	9	2	
FMF & FAHG	12								5			4	3		
VMT	40											40			
FLEET BASES	12								1		2	1	6	2	
IND FLEET SUPP	709	37	27	11	14	14	10		110	1	36	102	272	72	3
NABS & NAS	443	9		2	7	2	4		67		31	76	212	33	
HMX	23													23	
BWGR & BWR	13								1				12		
RDT & E	137	28	27	7	7	12	6		10	1	2	19	8	7	3
ATT & MISS	21								16		2		2	1	
USMCAS	72			2					16		1	7	38	8	
NATRA	1262	111	75	29	89	13	4		15		6	231	617	72	
BASIC	745	6		1	3				5		6	122	543	59	
ADVANCED	413	61	75	28	86	13			6			96	37	11	
TECHNICAL	104	44					4		4			13	37	2	
NART	705	94	108	68	169	71			54		2	40	46	53	
NON-OPERATING UNITS															
PIPELINE SUPP	2075	451	338	201	120	182	30	10	83	1	29	169	176	281	4
OPTL POOLS	1042	286	300	32	101	73	29	6	28		7	104	32	43	1
RFI	296	75	97	18	17	30	6	4	8		5	16	6	14	
NOT RFI	746	211	203	14	84	43	23	2	20		2	88	26	29	1
NON OPTL SUPP	1033	165	38	169	19	109	1	4	55	1	22	65	144	238	3
DELIVERY	182	23	7	22	11	19			5	1	4	3	7	79	1
REWORK	393	31	17	63	2	73	1	2	47		8	24	68	56	1
AWTG REWORK	458	111	14	84	6	17		2	3		10	38	69	103	1
RESERVE STOCK	1731	297	135	235	33	103	24		28		38	325	506	3	4
O/H REQUIRED	1721	295	132	231	33	103	24		28		38	324	506	3	4
O/H NOT REQ	10	2	3	4								1			

Chart 3

DECLASSIFIED

[redacted]

TYPE OF ORGANIZATIONAL UNIT

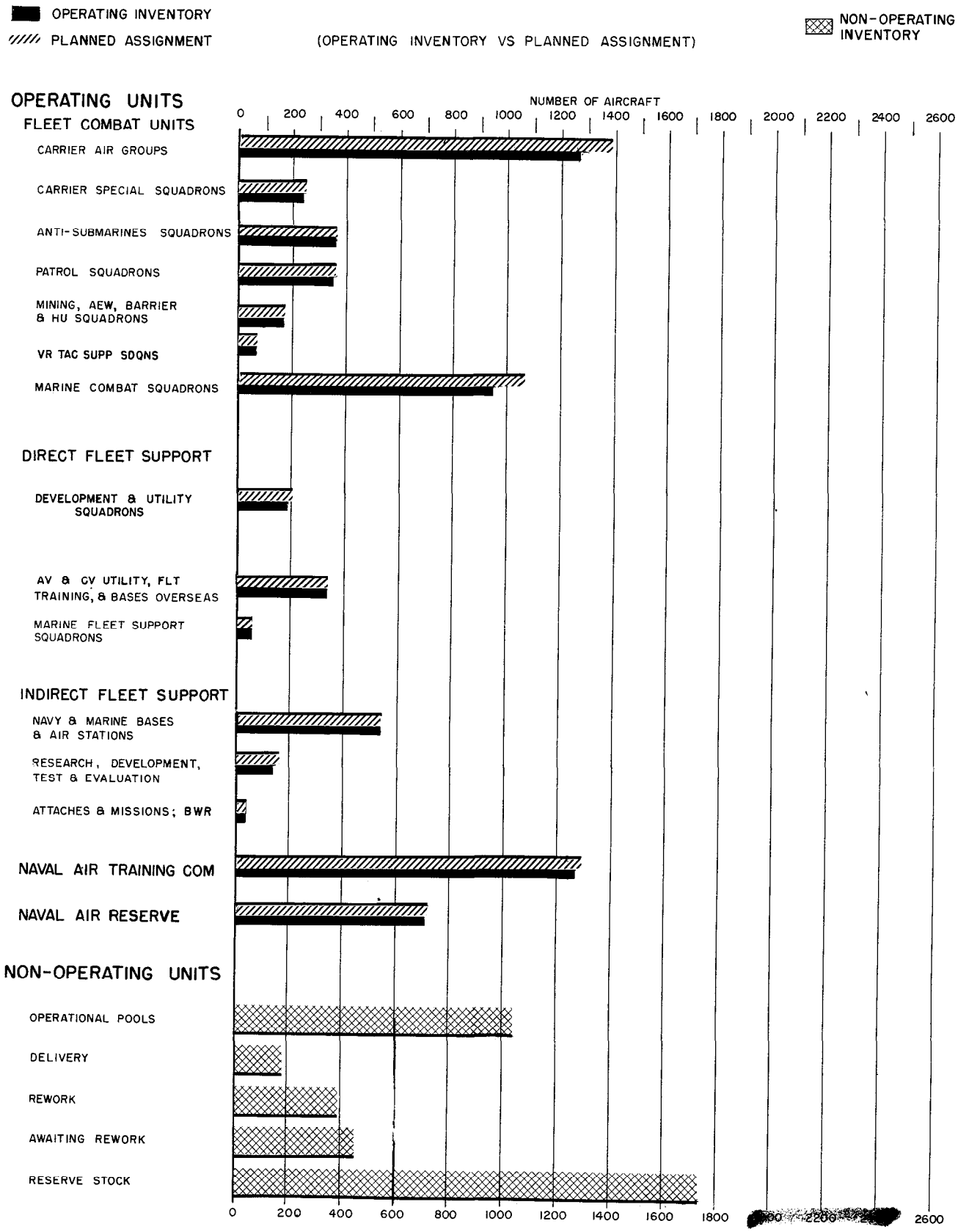

[redacted]

[redacted]

PROGRAM AIRCRAFT INVENTORY
TYPE OF ORGANIZATIONAL UNIT BY CLASS
NAVAL AIR FORCE, ATLANTIC FLEET

DECLASSIFIED

TABLE 10

UNIT TYPE	TOTAL	CLASS OF AIRCRAFT													
		VF JET	VA JET	VA PROP	VS	VP	VW	VO	VR	VG	VU	VT JET	VT PROP	H	Z
TOTAL	2213	496	489	216	144	203	54	12	150		27	105	38	73	6
OPERATING	1931	416	405	201	116	187	35	12	138		24	93	38	61	5
OPERATING POOLS	282	80	84	15	28	16	19		12		3	12		12	1
FLEET COMBAT	1663	383	405	199	112	179	32	12	81			9		246	5
USN	1260	255	293	197	112	179	32		42					145	5
VF DAY	115	115													
VF AW	114	114													
VA JET	198		198												
VA PROP	139			139											
VA H	77		77												
VFP PHOTO	26	26													
VAW AEW	58			58											
VQ ECM	9		9												
VAP PHOTO	9		9												
VS	112				112										
HS	88													88	
VP LAND	141					141									
VP SEA	38					38									
ZP	5														5
VW AEW WEA	11						11								
VW BARRIER	21						21								
HU	57													57	
VR TAC SUPP	42								42						
USMC	403	128	112	2				12	39			9		101	
MAW HEDRONS	21			2					10			9			
VMF	77	77													
VMF AW	36	36													
VMA	112		112												
VMCJ	15	15													
VMR	29								29						
HMR	91													91	
VMO	22							12						10	
DIR FLEET SUPP	252	33		2	4	8	3		45		22	84	37	14	
USN	226	33		2	4	8	3		43		22	62	35	14	
OPTEVFOR	23				4	6			6		2		1	4	
VU	48	33				2					10		2	1	
FLEET TRNG	81						3		4			62	12		
FLEET BASES	60			2					20		10		20	8	
CV & AV UTIL	14								13					1	
USMC	26								2			22	2		
FMF & FAHG	6								2			2	2		
VMT	20											20			
IND FLEET SUPP	16								12		2		1	1	
ATT & MISS	16								12		2		1	1	
OPTL POOLS	282	80	84	15	28	16	19		12		3	12		12	1
RFI	88	14	28	8	8	5	6		5		2	3		9	
NOT RFI	194	66	56	7	20	11	13		7		1	9		3	1

[redacted]

CONFIDENTIAL

PROGRAM AIRCRAFT INVENTORY
TYPE OF ORGANIZATIONAL UNIT BY CLASS
NAVAL AIR FORCE, PACIFIC FLEET

DECLASSIFIED

TABLE 11

UNIT TYPE	TOTAL	CLASS OF AIRCRAFT													
		VF JET	VA JET	VA PROP	VS	VP	VW	VO	VR	VG	VU	VT JET	VT PROP	H	Z
TOTAL	2588	715	621	200	104	205	44	25	123	2	43	150	61	295	
OPERATING	2055	547	419	185	95	169	36	19	110	2	42	116	51	264	
OPERATING POOLS	533	168	202	15	9	36	8	6	13		1	34	10	31	
FLEET COMBAT	1733	491	408	177	95	166	32	19	72	2		17	4	250	
USN	1187	294	288	177	95	166	32		29					106	
VF DAY	130	130													
VF AW	108	108													
VA JET	213		213												
VA PROP	112			112											
VA H	59		59												
VAW AEW	65			65											
VFAW	25	25													
VQ ECM	8		8												
VCP PHOTO	39	31	8												
VS	95				95										
HS	61													61	
VP LAND	109					109									
VP SEA	58					57			1						
VW AEW WEA	9						8		1						
VW BARRIER	24						24								
HU	45													45	
VR TAC SUPP	27								27						
USMC	546	197	120					19	43	2		17	4	144	
MAW HEDRONS	40								17			17	4	2	
VMF	74	74													
VMF AW	91	91													
VMA	120		120												
VMCJ	32	32													
VMR	28								26	2					
HMR	119													119	
VMO	42							19						23	
DIR FLEET SUPP	317	56	11	8		3	4		34		42	99	46	14	
USN	279	56	11	8		3	4		30		40	76	39	12	
OPTEVFOR	23	8	11									2	2		
VU	90	48		8		3			1		21	3	4	2	
FLEET TRNG	79						4		5			62	8		
FLEET BASES	73								12		19	9	25	8	
CV & AV UTIL	14								12					2	
USMC	38								4		2	23	7	2	
FMF & FAHG	6								3			2	1		
VMT	20											20			
FLEET BASES	12								1		2	1	6	2	
IND FLEET SUPP	5								4				1		
ATT & MISS	5								4				1		
OPTL POOLS	533	168	202	15	9	36	8	6	13		1	34	10	31	
RFI	172	52	60	8	1	22		4	3		1	12	4	5	
NOT RFI	361	116	142	7	8	14	8	2	10			22	6	26	

CONFIDENTIAL

[redacted]

DECLASSIFIED

MAN-CARRYING DRONES
COMMAND AND STATUS DISTRIBUTION BY MODEL

TABLE 12

MODEL	COMMAND						STATUS			
	GRAND TOTAL	LANT	PAC	NABS	RDT&E	BUWEPS	OPERATING	OPERAT'L. POOL	NON OPERAT'L. SUPPORT	RESERVE STOCK
TOTAL	232	6	-	27	31	168	64	-	49	119
F9F-6K2	45	6	-	11	14	14	31	-	12	2
F9F-6K2X	23	-	-	-	-	23	-	-	23	-
F9F-6K	79	-	-	9	12	58	21	-	6	52
F9F-6KX	64	-	-	-	-	64	-	-	8	56
F9F-5K	7	-	-	2	5	-	7	-	-	-
P4Y-2K	14	-	-	5	-	9	5	-	-	9

AIRCRAFT ON LOAN TO NAVY

TABLE 13

MODEL	TOTAL	CUSTODIAN	LOCATION
TOTAL	12		
B-45A	1	Research, Development, Test & Evaluation	NAF, Litchfield Park
C-45H	1	Research, Development, Test & Evaluation	NATC, Paturent River
C-47D	1	Research, Development, Test & Evaluation	INM, Boston
F-101A	2	Research, Development, Test & Evaluation	BWR, Columbus
F-104A	1	Research, Development, Test & Evaluation	NAF, China Lake
HU-1	1	Research, Development, Test & Evaluation	BWR, Fort Worth
JRF-5G	1	Research, Development, Test & Evaluation	BWR, Garden City
RB-66A	1	Research, Development, Test & Evaluation	BWR, Columbus
RB-66A	1	Research, Development, Test & Evaluation	BWR, East Hartford
RB-66B	1	Research, Development, Test & Evaluation	INM, Schenectady
L-20	1	Commander Air Force, Pacific Fleet	PMR, Eniwetok

[redacted]