DECLASSIFIED [redacted]

[redacted] OPNAV [redacted]

ALLOWANCES and LOCATION of NAVY AIRCRAFT

DECLASSIFIED By Authority of Op-51 on 2 April 1975
By Blanche Snyder Op-511

OPNAV NOTICE P03110

[redacted]

31 MAY 1960

DEPARTMENT OF THE NAVY
OFFICE OF THE CHIEF OF NAVAL OPERATIONS

[redacted]

DEPARTMENT OF THE NAVY
OFFICE OF THE CHIEF OF NAVAL OPERATIONS
WASHINGTON 25, D. C.

OPNAV P03110
Op-502D
Ser 02531P50
15 July 1960

[redacted]

DECLASSIFIED

OPNAV NOTICE P03110

From: Chief of Naval Operations
To: Distribution List

Subj: Allowance and Location of Navy Aircraft (U)

1. Purpose.

a. To indicate the following by units:

(1) The operating aircraft allowances (Table 1).
(2) The actual on hand aircraft inventories (Table 2), as of 31 May 1960.
(3) The planned assignments of operating aircraft (Table 2).

b. To show the actual on hand program and non-program aircraft inventory in various forms (Section II), as 31 May 1960.

2. General Instructions.

a. This Notice establishes unit operating allowances of the Naval Aircraft Program within each major operating command. The allocation of naval aircraft by model (i.e. operating and operational pool) is reflected in OPNAV INSTRUCTION 03110.1, "U. S. Naval Aircraft Program" (Gray Book), which establishes the operating and operational pool allocations for major operating commands in accordance with the approved planning factors and available inventory. In those instances where apparent inconsistencies between operating allowances and allocations occur, the "U. S. Naval Aircraft Program" shall be the controlling instruction, since it represents the planned implementation of aircraft which Congress approved and provided funds for. Actual on hand aircraft inventories are developed by the Navy Aircraft Accounting System, OPNAV INSTRUCTION P5442.2A. The Naval Air Reserve Training Command as shown herein, has been established as a major command for aircraft logistics purposes only.

b. If the allowances as set forth are not deemed suitable for the mission which an activity or command has to support, the Chief of Naval Operations will consider recommendations for changes in types and allowances of aircraft. However, any requests for such changes that would result in an increase in a major command's total aircraft operating allowance should contain that command's recommendation for a compensatory reduction.

c. Major operating commands are authorized to shift operating assignments (Table 2) from one unit to another on a temporary basis; however, if it is expected that this shift will exceed three (3) months, the Chief of Naval Operations shall be requested to change the authorized operating allowance (Table 1).

d. Specific assignment of aircraft to individual officers is prohibited by the Secretary of the Navy. Aircraft for shore based activities not listed in Table 1 are provided within the allowances of Naval Air Bases, the Naval Air Reserve Training Command, the Naval Air Training Command, and the Bureau of Naval Weapons (Research, Development, Test and Evaluation).

e. Types, classes and models of aircraft listed herein are in conformance with BUAER INSTRUCTION 05030.4 of 23 September 1959.

f. Planned operating levels of target drones (capable of carrying a pilot) are contained in OPNAV INSTRUCTION 03110.1 (U. S. Naval Aircraft Program).

[redacted]

[redacted]

DECLASSIFIED

OPNAVNOTE P03110

3. Classification. The security classification of this publication and all previous editions thereof is automatically downgraded from Confidential to Unclassified five (5) years after the date of issue on the letter of promulgation. This action is in accordance with Section 3, Change 4 of OPNAV INSTRUCTION 5510.1B. Upon downgrading, this publication will be marked "FOR OFFICIAL USE ONLY."

4. Cancellation. This Notice is cancelled and may be destroyed by burning when the next issue is received. No report of destruction is necessary. For record purposes cancel 31 October 1960.

R. L. Shifley

R. L. SHIFLEY
By direction

Distribution:

SecDef (Comptroller) Budget (1)
COFS, USAF, (Attn: AFXPR-AM) Rm 4E1029, Pentagon (1)
Record and Research Branch, J-3, The Joint Staff, Pentagon (2)
Transportation Division, Operations Branch, J-4, The Joint Staff, Pentagon (1)
Director, Weapons Systems Evaluation Group, Rm 1E880, Pentagon (1)
Security Control Officer, Federal Aviation Agency, Bureau of Research & Development, Washington 25, D. C. (1)
U. S. Naval Aviation Engineering Service Unit, Attn: Code 135, Washington 25, D. C. (1)
Classified Material Office, Marine Barracks, Attn: Aviation Unit, Washington 3, D. C. (1)
Bureau of Budget, Military Division, Executive Office, 17th and Pennsylvania, Washington, D. C. (1)
General Accounting Office, Defense Accounting and Audit Division, Navy Audit Group, Munitions Building, Washington 25, D. C. (1)
Naval Aide to the President, The White House, Washington, D. C. (1)
Office of Executive Director, Johns Hopkins University, Operations Research Office, Washington 14, D. C. (1)
U. S. Army War College Library, Carlisle Barracks, Pennsylvania (1)
Superintendent, U. S. Naval Postgraduate School, Monterey, California (1)
Program Director, Courtney and Company, 1711 Walnut Street, Philadelphia 3, Pennsylvania (1)
Commandant, Armed Forces Staff College, Norfolk 11, Virginia
Naval Air Material Center, Aeronautical Structures Laboratory, Philadelphia 12, Pennsylvania (2)

OPNAV:

Op-001	(1)	Op-05	(3)	Op-402	(1)	Op-506	(1)
Op-008	(1)	Op-05A5	(1)	Op-41	(1)	Op-507	(3)
Op-09	(1)	Op-05F	(1)	Op-50	(1)	Op-52	(4)
Op-09D	(1)	Op-33	(5)	Op-50C	(2)	Op-53	(3)
Op-92	(6)	Op-34	(2)	Op-501	(25)	Op-561C	(3)
Op-941Z	(1)	Op-345	(1)	Op-502D	(25)	Op-74	(3)
Op-100P2	(1)	Op-346	(1)	Op-505	(2)	Op-704	(1)
						CNO FLAGPLOT	(1)

[redacted]

Part I SNDL:

21	(3)	
22	(3)	(COMSEVENTHFLT only)
23A	(1)	(COMNAVPHIL only)
23B	(1)	(COMTAIWANPATFOR, COMASDEFORLANT, COMSOLANT only)
24A		(COMNAVAIRPAC (15) COMNAVAIRLANT (11))
24B	(2)	(COMPHIBLANT only)
24F	(3)	
24H	(2)	(Less COMFLTRAPAC)
26CC	(1)	
27C	(1)	(Less COMWESTSEAFRON)
28A	(1)	(COMCARDIV's 1, 2, 5, 17, 18, 19 only)
29H	(1)	(CVA's 16, 31, 34, 42 only)
42A	(2)	(COMFAIRSOWESTPAC, COMFAIRJAX, COMFAIRHAW, COMFAIRWHIDBEY Only) ALAMEDA (4))
42B		(COMFAIRWING ONE (1) COMFAIRWINGSLANT (2))
42EE	(1)	
42H	(1)	
46A	(2)	
46B	(3)	
46C1	(1)	(MAG's 12, 15, 26, 32, 33 only)
46D1	(1)	(MARFITRON's 323, 451 only)
46D2	(1)	(MARATKRON 331 only)
50B	(1)	(CINC SAC only)
50D	(2)	(COMNAVFORCONAD only)

Part II SNDL:

A2A	NavCompt	(2)
A5	BUWEPS	(104)
	BUPERS PERS-11a	(10)
	BUWEPS (Attn: PPAC-4)	(1)
F2	(1)	(ND's 6, 9, 10, 12 only)
F14	(3)	
W1A	(2)	(Less Atlanta, Glynco, Dallas, Grosse Ile, Agana, Pax Riv, Whidbey, Anacostia, Quantanamo Bay, Los Alamitos, Minneapolis, Point Mugu, South Weymouth)
W1A	(3)	(Pax Riv, Whidbey, Anacostia only)
W1B	(1)	(Less Chula Vista, Milton, Port Isabel)
W1C	(1)	(NAF Litchfield Park only)
W1E	(1)	
W1G	(1)	(Less Santa Ana)
W1H	(1)	(Roosevelt Roads only)
W1J	(1)	
W2A	(2)	(NAB's 1, 5, 12, 13, 14 only)
W2B	(1)	(Less El Toro, Santa Ana)
W3A	(2)	
W3B	(2)	
W3E	(4)	
W3F	(1)	
W4B	(1)	(Jacksonville only)
W6A	(1)	(Central District only)
W6B	(1)	(BUWEPS Rep El Segundo, Buffalo, Burbank, Columbus only)
W7E	(1)	
W7K	(1)	
W8A	(1)	
W8B	(1)	
W10A	(6)	
W10B	(1)	
W11A	(2)	(Crane Indiana only)
W12A	(1)	
J95	(2)	
M46	(2)	
M61	(10)	

DECLASSIFIED

[redacted]

TABLE OF CONTENTS

SECTION I

STATUS CODES 6

ABBREVIATIONS 7

TABLE I PROGRAM OPERATING ALLOWANCES 8

TABLE 2 LOCATION OF TOTAL PROGRAM AND NON-PROGRAM AIRCRAFT INVENTORY 17

TABLE 3 PROGRAM INVENTORY BY STATUS AND PLANNED OPERATING ASSIGNMENTS 43

TABLE 4 TOTAL PROGRAM AND NON-PROGRAM AIRCRAFT INVENTORY BY LOCATION AND ORGANIZATIONAL UNIT 64

GENERAL

The Navy Program aircraft inventory is presented herein in three arrangements:

TABLE 2 is by type of reporting custodian within each command showing, for each unit and model of aircraft, location, authorized operating allowance, and actual inventory.

TABLE 3 is a summary of the actual operating inventory by major commands for each class, configuration and model in the program.

TABLE 4 is in alphabetic order of geographic location except that carriers and other ships are listed first showing for each location the "reporting custodians" or "unit" based there, the total aircraft in custody of each, and a code designation of their respective "command". The column headed Command contains their code designations, which are translated as follows:

11.....LANT.....Atlantic Fleet (Navy)
19.....LANT.....Atlantic Fleet (Marine Corps)

21.....PAC.....Pacific Fleet (Navy)
29.....PAC.....Pacific Fleet (Marine Corps)

31.....NABS.....Naval Air Bases (Navy)
39.....NABS.....Naval Air Bases (Marine Corps)

41.....NABTC.....Naval Air Basic Training Command
43.....NAATC.....Naval Air Advanced Training Command
44.....NATTC.....Naval Air Technical Training Command

50.....NART.....Naval Air Reserve Training Command

70.....RDT&E.....Research, Development, Test & Evaluation

88.....BUWEPS.....Fleet Readiness, BUWEPS

The above classifications are for logistic purposes and statistical convenience and in no way alter any organizational structure or military command established elsewhere by the Navy.

SECTION II

STATUS OF NAVY AIRCRAFT INVENTORY 67

[redacted]

[redacted]

DECLASSIFIED

STATUS CODES

Table two of this report includes a column headed "STATUS" which refers to aircraft status code classifications as defined in *OPNAV INSTRUCTION NO. 5442.2 For full status code definitions, see reference.*

AIRCRAFT STATUS CLASSIFICATIONS	AIRCRAFT STATUS CODES					
THE PROCESS	IF IN THE PROCESS		IF AWAITING THE PROCESS (OR AWAITING TRANSFER ELSEWHERE FOR THE PROCESS)		IF ENROUTE TO THE PROCESS	
					Flight	Surface Transport
OPERATING	A-number, aging in tour, A-letter, not aging in tour		If in operating command	If In BUWEPS		
Primary Use:						
Combat	A1	AJ	B	B if completely ready for issue; B # to indicate material lacking: B1-Airborne Equipment B2-Armament B3-Electronic B4-Photographic B5-Power Plant	C	C9
Combat Services	A2	AK	B		C	C9
Student Pilot Training	A3	AL	B		C	C9
Post-Student Training	A4	AM	B		C	C9
Crew Training	A5	AN	B		C	C9
Individual Proficiency	A6	AO	B		C	C9
Transport	A7	AP	B		C	C9
Utility (Including Administrative)	A8	AQ	B		C	C9
Research, Development, Test & Evaluation	A9	AR	B		C	C9
STANDARD REWORK	D-number, in rework D-letter, rework completed except for flight check		If to be reworked where now located	If to be transferred elsewhere for rework		
			Flyable	Non-Flyable	Flyable	Non-Flyable		
Overhaul	D1	DA	E1	E6	EJ	EY	F1	F6
Progressive Maintenance-Conversion	D2	DB	E2	E7	EK	EP	F2	F7
Progressive Maintenance	D3	DC	E3	E8	EL	EQ	F3	F8
Overhaul-Conversion	D4	DD	E4	E9	EM	ER	F4	F9
Progressive Aircraft Rework	D5	DE	E5	EE	EN	EV	F5	FE
Airline Maintenance	D9		E3	E8	EL	EQ	F3	F8
SPECIAL REWORK			If not in storage and if flyable, H - Number; but if nonflyable, H - Letter. If in storage, M - Number.					
				Not In Cans	In Cans			
Conversion	G4		H4 HM	-	-		I	I9
Modification	G5		H5 HN	-	-		I	I9
Repair	G6		H6 HO	-	-		I	I9
Modernization	G7		H7 HP	M7	M9		I	I9
Modernization-Conversion	G8		H8 HQ	M8	MQ		I	I9
STORAGE								
Standard rework required . . . In cans	MW		NX				OX	
Not in cans	MX		NX				OX	
Standard rework not required . Not in cans	MY		NY				OY	
In cans	MZ		NY				OY	

RETIREMENT AND STRIKE		BASIS OF ELIGIBILITY FOR RETIREMENT AND STRIKE			
		Category 1 Damage	Category 2 Depreciation	Category 3 Administrative	Category 4 Service Life Ended
Awaiting decision to strike	Flyable	Q1	P2	P3	P4
	Nonflyable		Q2	Q3	Q4
Awaiting strike	Flyable		S2	S3	S4
	Nonflyable		SK	SL	SM
MAP . . No rework involved			R	R	R
Standard rework involved	In process		RD	RD	RD
	Awtg., enroute		RE	RE	RE
Special rework involved	In process		RG	RG	RG
	Awtg., enroute		RH	RH	RH

VARIOUS

Bailment . . On Contract	T
Contract pending	TR
Loan . . By the Navy	U
To the Navy	U5
Provisionally accepted	V#
Grounded, Structural	X
Disposition undetermined . . . . Awaiting	Y
Enroute	Z

Contingency Reserve:		If Enroute	If Not
Not stored . .	Flyable	WD	WF
	Nonflyable	WE	WN
Stored	In cans	WA	
	Not in cans	WB	

[redacted]

[redacted]

DECLASSIFIED

LOCATION OF NAVY AIRCRAFT
ABBREVIATIONS USED IN THIS REPORT
(Excluding "Status" Codes)

ABD - Aboard (Name of ship follows)
ABMA - Army Ballistic Missile Agency
ADV - Advance
AES - Aircraft Engineering Squadron
AFB - Air Force Base
ASW - Anti-Submarine Warfare
ATT - Naval Attache
ATU - Advanced Training Unit
AV , AVP - Seaplane Tenders

BWGR - Bureau of Naval Weapons General Representative
BWMR - Bureau of Naval Weapons Maintenance Representative
BWR - Bureau of Naval Weapons Representative
BWRR - Bureau of Naval Weapons Resident Representative
BIS - Board of Inspection and Survey ("Y" Prefix)
BUWEPS - Bureau of Naval Weapons

CD - Central District
CMEF - Commander of Middle East Forces
CNFE - Commander Naval Far East
CNFGER - Commander Naval Forces Germany
CVA - Attack Carrier
CVE - Escort Carrier
CVG - Carrier Air Group
CVL - Light Carrier
CVS - ASW Support Carrier

DET - Detachment
DST - District

FAA - Federal Aviation Agency
F&M - Ferry and Maintenance
FAGU - Fleet Air Gunnery Unit
FAETU - Fleet Airborne Electronics Training Unit
FASRON - Fleet Air Service Squadron
FAWTU - Fleet All Weather Training Unit
FLTACSUPP - Fleet Tactical Support Squadrons
FORAVAHQGRU - Marine Force Aviation Headquarters Group
FR - Fleet Readiness, BUWEPS

GMSRON - Guided Missile Service Squadron

H&HS - Headquarters and Headquarters Squadron
H&MS - Headquarters and Maintenance Squadron
HATU - Heavy Attack Training Unit
HDQTRS - Headquarters
HEDRON - Marine Headquarters Squadron
HMR - Marine Helicopter Transport Squadron
HMX - Marine Helicopter Operational Development Squadron
HS - Helicopter Anti-Submarine Squadron
HTG - Helicopter Training Group
HU - Helicopter Utility Squadron

INM - Inspector of Naval Material

JOC - Joint Operations Center
JTTU - Jet Transitional Training Unit

LANT - Naval Air Force, Atlantic Fleet

MAAG - Military Assistance Advisory Group
MARS - Marine Aircraft Repair Squadron
MARTRAREPLGRU - Marine Training and Replacement Group
MATRON - AEW Barrier Maintenance Squadron
MATS - Military Air Transport Service
MCAF - Marine Corps Air Facility
MCALF - Marine Corps Auxiliary Landing Field
MCAS - Marine Corps Air Station
MINDEFDEVU - Mine Defense Development Unit
MISS - Naval Mission
MTG - Marine Training Group
MWSG - Marine Wing Service Group

NAAS - Naval Auxiliary Air Station
NAATC - Naval Air Advanced Training Command
NABS - Naval Air Bases
NABTC - Naval Air Basic Training Command
NADC - Naval Air Development Center
NADU - Naval Air Development Unit
NAF - Naval Air Facility
NAMC - Naval Air Material Center
NAOTS - Naval Aviation Ordnance Test Station
NART - Naval Air Reserve Training
NARTS - Naval Air Rocket Test Station
NARTU - Naval Air Reserve Training Unit
NAS - Naval Air Station
NASA - National Aeronautics and Space Administration
NASWF - Naval Air Special Weapons Facility
NATC - Naval Air Test Center
NATRA - Naval Air Training
NATECHTRACEN - Naval Air Technical Training Center
NATECHTRAU - Naval Air Technical Training Unit
NATTC - Naval Air Technical Training Command
NATTU - Naval Air Technical Training Unit
NATU - Naval Air Torpedo Unit
NAV - Naval
NAVCICOFFSCH - Combat Information Center Officers' School
NLO - Naval Liaison Officer
NOTS - Naval Ordnance Test Station
NPG - Naval Proving Ground
NPU - Naval Parachute Unit
NSAWF - Naval School All Weather Flight
NTDC - Naval Training Device Center

O&R - Overhaul and Repair, BUWEPS FR
ONR - Office of Naval Research

PAC - Naval Air Force, Pacific Fleet
PRNC - Potomac River Naval Command

RDT&E - Research, Development, Test and Evaluation, BUWEPS

SDC - Special Devices Center
SO&ES - Station Operations and Engineering Squadron
SRNC - Severn River Naval Command

TRANS - Transportation

USMC - United States Marine Corps
USN - United States Navy
USNMC - United States Naval Missile Center
USNR - United States Naval Reserve

VA - Attack Squadron
VAAW - Carrier Special Squadron Night
VAH - Heavy Attack or Mining Squadron
VAHM - Mining Squadron
VAP - Photographic Squadron
VAW - Carrier Special Squadrons Air Early Warning
VF - Fighter Squadron
VFAW - Carrier Special Squadron
VFP - Composite Squadron Photographic
VMA - Marine Attack Squadron
VMAT - Marine Attack Training Squadron
VMC - Marine Composite Squadron
VMCJ - Marine Composite Photographic Squadron
VMFAW - Marine All-Weather Fighter Squadron
VMFT - Marine Fighter Training Squadron
VMFTAW - Marine All-Weather Fighter Training Squadron
VMIT - Marine Instrument Training Squadron
VMJ - Marine Photographic Squadron
VMO - Marine Observation Squadron
VMR - Marine Transport Squadron
VP - Patrol Squadron
VQ - Electronic Counter Measures Squadron
VR - Transport Squadron
VS - Anti-Submarine Squadron
VU - Utility Squadron
VW - Air Early Warning Squadron
VX - Air Operational Development Squadron

ZP - Airship Patrol Squadron
ZTG - Airship Training Group
ZW - Barrier Squadron (Contiguous)
ZX - Airship Operational Development Squadron

NOTE: For information as to abbreviations used to designate class, subclass and version of aircraft, see page 68.

[redacted]

DECLASSIFIED

TABLE 1

PROGRAM OPERATING ALLOWANCES

Table 2 reflects planned aircraft model assignments to meet the allowances shown in Table 1. In instances where the Naval Aircraft Inventory contains insufficient aircraft of the types shown in Table 1, Table 2 will indicate substituted models. The primary operating status code included in Table 1 reflects the primary reason or intent for the operating units having an authorized operating allowance therefore. Where inconsistencies appear between the status codes listed in Table 1 and Table 2, differences will be resolved in favor of those listed in Table 1. Revisions to the authorized allowances listed in Table 1 will be indicated by an appropriate symbol for subsequent periods; however, because of budgetary considerations such revision will normally not appear at intervals of less than four months.

UNIT	LOCATION	CLASS	PRIMARY OPTG. STATUS	OPERATING ALLOWANCES 30 JUN 1960	30 SEP 1960	31 DEC 1960	31 MAR 1961
FLEET COMBAT UNITS							
USN							
AIR FORCE ATLANTIC FLEET							
CARRIER AIR GROUPS							
CVG 1							
CVG 1		VT JET	A4	1			
VF 14	ABD ROOSEVLT	VF AW JET	A1	14	14	14	14
VF 11	ABD ROOSEVLT	VF AW JET	A1	14	14	14	14
VA 15	ABD ROOSEVLT	VA LL	A1	12	12	12	12
VA 46	ABD ROOSEVLT	VA DAY JET	A1	12	12	12	12
VA 172	ABD ROOSEVLT	VA DAY JET	A1	12	12	12	12
VAH 11	ABD ROOSEVLT	VA H JET	A1	12	12	12	12
CVG 3							
CVG 3		VT JET	A4	1			
VF 31	CECIL FIELD	VF AW JET	A1	14	14	14	14
VF 32	CECIL FIELD	VF AW JET	A1	14	14	14	14
VA 34	CECIL FIELD	VA DAY JET	A1	12	12	12	12
VA 35	JACKSONVILLE	VA LL	A1	12	12	12	12
VA 36	CECIL FIELD	VA DAY JET	A1	12	12	12	12
VAH 9	SANFORD	VA H JET	A1	12	12	12	12
RCVG 4							
RCVG 4		VT JET	A4	4	4	4	4
VA 43	OCEANA	VA DAY JET	A1	20	20	20	20
		VT JET	A4	24	22	22	22
VF 101	KEY WEST	VF AW JET	A1	20	20	20	20
		VT JET	A4	4	12	12	12
VF 174	CECIL FIELD	VF AW JET	A1	22	22	22	22
		VT JET	A4	4			
VA 42	OCEANA	VA LL	A1	8	8	8	8
		VT SE	A4	7	4	4	4
VA 44	JACKSONVILLE	VA DAY JET	A1	20	20	20	20
		VA LL	A1	8	8	8	8
		VT JET	A4	14	23	23	23
		VT SE	A4	7	4	4	4
VAH 3	SANFORD	VA HT JET	A4	4	4	4	4
		VA H JET	A1	12	12	10	10
		VT JET	A4	4	1	1	1
		VT NAV	A4		1	1	1
CVG 6							
CVG 6		VT JET	A4	1			
VF 33	OCEANA	VF AW JET	A1	14	14	14	14
VF 74	OCEANA	VF AW JET	A1	14	14	14	14
VA 65	OCEANA	VA LL	A1	12	12	12	12
VA 66	OCEANA	VA DAY JET	A1	12	12	12	12
VA 76	OCEANA	VA DAY JET	A1	12	12	12	12
VAH 13		VA H JET	A1	3	6	9	12
CVG 7							
CVG 7		VT JET	A4	1			
VF 41	ABD INDEPEND	VF AW JET	A1	14	14	14	14
VF 84	ABD INDEPEND	VF AW JET	A1	14	14	14	14
VA 75	ABD INDEPEND	VA LL	A1	12	12	12	12
VA 86	ABD INDEPEND	VA DAY JET	A1	12	12	12	12
VA 72	ABD INDEPEND	VA DAY JET	A1	12	12	12	12
VAH 1	ABD INDEPEND	VA H JET	A1	12	12	12	12
CVG 8							
CVG 8		VT JET	A4	1			
VF 102	ABD FORRESTL	VF AW JET	A1	14	14	14	14
VA 81	ABD FORRESTL	VA DAY JET	A1	12	12	12	12
VF 103	ABD FORRESTL	VF AW JET	A1	14	14	14	14
VA 83	ABD FORRESTL	VA DAY JET	A1	12	12	12	12
VA 85	ABD FORRESTL	VA LL	A1	12	12	12	12
VAH 5	ABD FORRESTL	VA H JET	A1	12	12	12	12
CVG 10							
CVG 10		VT JET	A4	1			
VA 12	CECIL FIELD	VA DAY JET	A1	12	12	12	12
VF 13	CECIL FIELD	VF AW JET	A1	14	14	14	14
VF 62	CECIL FIELD	VF AW JET	A1	14	14	14	14
VA 106	CECIL FIELD	VA DAY JET	A1	12	12	12	12
VA 176	JACKSONVILLE	VA LL	A1	12	12	12	12
VAH 7	SANFORD	VA H JET	A1	12	12		
SPECIAL SQDNS							
PHOTOGRAPHIC SQDNS							
VFP 62	JACKSONVILLE	VF P JET	A1	24	24	24	24
VAP 62	JACKSONVILLE	VA P JET	A1	12	12	12	12
		VT JET	A4	1	1	1	1
INTELLIGENCE SQDNS							
AIR EARLY WARNING SQDNS							
VAW 12	QUONSET PNT	VA W	A1	44	44	44	44
VAW 33	QUONSET PNT	VA AW	A1	14	14	14	14
GUIDED MISSLE SERVICE SQDN							
GMSRON 2	ROOSEVLT RDS	VF D JET	A1	7			
		VP LD	A2	2			
		VT D	A2	2			
		HU	A2	1			
FLEET AIR RECONNAISSANCE SQDNS							
VQ 2	ROTA	VA Q JET	A1	9	9	9	9
		VW Q	A1	3	3	3	3
		VT JET	A4	1	1	1	1

UNIT	LOCATION	CLASS	PRIMARY OPTG. STATUS	OPERATING ALLOWANCES 30 JUN 1960	30 SEP 1960	31 DEC 1960	31 MAR 1961
CARRIER ANTI SUBMARINE GROUPS							
CVSG 60	QUONSET PNT						
VS 34	QUONSET PNT	VS	A1	10	10	10	10
VS 39	QUONSET PNT	VS	A1	10	10	10	10
HS 9	QUONSET PNT	HS	A1	16	16	16	16
CVSG 54	QUONSET PNT						
VS 22	QUONSET PNT	VS	A1	10	10	10	10
VS 32	QUONSET PNT	VS	A1	10	10	10	10
HS 5	QUONSET PNT	HS	A1	16	16	16	16
CVSG 56	NORFOLK						
VS 24	NORFOLK	VS	A1	10	10	10	1.
VS 27	NORFOLK	VS	A1	10	10	10	10
HS 3	NORFOLK	HS	A1	16	16	16	16
CVSG 52	QUONSET PNT						
VS 28	QUONSET PNT	VS	A1	10	10	10	10
VS 31	QUONSET PNT	VS	A1	10	10	10	10
HS 11	QUONSET PNT	HS	A1	16	16	16	16
CVSG 58	NORFOLK						
VS 26	NORFOLK	VS	A1	10	10	10	10
VS 36	NORFOLK	VS	A1	10	10	10	10
HS 7	NORFOLK	HS	A1	16	16	16	16
RCVSG 50	KEY WEST						
VS 30	KEY WEST	VS	A1	11	11	11	11
HS 1	KEY WEST	HS	A1	9	9	9	9
HELICOPTER ANTI SUBMARINE SQDNS							
PATROL SQDNS LAND PLANE							
VP 5	JACKSONVILLE	VP L	A1	11	11	11	11
VP 7	BRUNSWICK	VP L	A1	11	11	11	11
VP 8	ARGENTIA	VP L	A1	11	11	11	11
VP 10	BRUNSWICK	VP L	A1	11	11	11	11
VP 11	BRUNSWICK	VP L	A1	11	11	11	11
VP 16	JACKSONVILLE	VP L	A1	11	11	11	11
VP 18	JACKSONVILLE	VP L	A1	11	11	11	11
VP 21	SIGONELLA	VP L	A1	11	11	11	11
VP 23	BRUNSWICK	VP L	A1	11	11	11	11
VP 24	NORFOLK	VP L	A1	11	11	11	11
VP 26	ROTA	VP L	A1	11	11	11	11
PATROL SQDNS SEA PLANE							
VP 44	NORFOLK	VP S	A1	11	11	11	11
VP 45	BERMUDA	VP S	A1	11	11	11	11
VP 49	BERMUDA	VP S	A1	11	11	11	11
VP 56	NORFOLK	VP S	A1	11	11	11	11
REPLACEMENT PATROL SQUADRON							
VP 30	JACKSONVILLE	VP L	A1	11	11	11	11
VP 30 DET A	NORFOLK	VP S	A1	4	4	4	4
PATROL SQDNS AIRSHIP							
ZP 3	LAKEHURST	VT ME	A4	1	1	1	1
		ZP	A1	4	4	4	4
FLEET AIR EARLY WARNING SQDNS							
VW 2	PTXNT RIVER	VW	A1	12	6	6	6
VW 4	JACKSONVILLE	VW	A1	6	6	6	6
BARRIER SQDNS DISTANT WARNING							
VW 11	ARGENTIA	VW	A1	12	12	12	12
VW 13	PTXNT RIVER	VW	A1	6	6	6	6
VW 15	PTXNT RIVER	VW	A1	6	6	6	6
BARR TRA UNIT	PTXNT RIVER	VR H	A5	4	4	4	4
BARRIER SQDNS CONTIGUOUS							
ZW 1	LAKEHURST	VT ME	A4	2	2	2	2
		ZW	A1	4	4	4	4
HELICOPTER RECONNAISSANCE SAR SQDNS							
HU 2	LAKEHURST	HU	A1	60	32	32	32
HU 4	LAKEHURST	HU	A1		28	28	28
FLEET TACTICAL SUPPORT SQDNS							
VR 1	PTXNT RIVER	VR H	A2	5	7	7	7
		VR M	A2	12	9	9	9
VR 24	PORT LYAUTEY	VR H	A2	6	6	6	6
		VR C	A2	6	6	6	6
USMC							
MARINE HEADQUARTERS SQDNS							
MARS MWSG 27	CHERRY POINT	VA DAY	A2	2	2	2	2
		VR H	A2	2	2	2	2
		VR M	A2	3	3	3	3
		VT JET	A6	4	4	4	4
H&MS 14	CHERRY POINT	VR M	A2	1	1	1	1
		VT JET	A2	2	2	2	2

[redacted]

DECLASSIFIED

[redacted]

TABLE 1

PROGRAM OPERATING ALLOWANCES

UNIT	LOCATION	CLASS	PRIMARY OPTG. STATUS	OPERATING ALLOWANCES 30 JUN 1960	30 SEP 1960	31 DEC 1960	31 MAR 1961
H&MS 24	CHERRY POINT	VR M	A2	1	1	1	1
		VT JET	A2	3	3	3	3
H&MS 26	NEW RIV JAX	VR M	A2	1	1	1	1
H&MS 32	CHERRY POINT	VR M	A2	1	1	1	1
		VT JET	A2	3	3	3	3
MARINE FIGHTER SQDNS							
VMF 122	GTMO BAY	VF DAY JET	A1	20	20	20	20
VMF 235	BEAUFORT	VF DAY JET	A1	20	20	20	20
VMF 251	BEAUFORT	VF DAY JET	A1				20
VMF 333	BEAUFORT	VF DAY JET	A1	20	20	20	20
VMF 312	BEAUFORT	VF DAY JET	A1	20	20	20	
MARINE FIGHTER ALL WEATHER SQDNS							
VMFAW 114	CHERRY POINT	VF AW JET	A1	20	20	20	20
VMFAW 115	CHERRY POINT	VF AW JET	A1	20			
VMFAW 531	CHERRY POINT	VF AW JET	A1		20	20	20
MARINE ATTACK SQDNS							
VMA 224	CHERRY POINT	VA DAY JET	A1	20	20	20	20
VMA 225	CHERRY PNT	VA DAY JET	A1	20	20	20	20
VMA 324	ABD ANTIETAM	VA DAY JET	A1	20	20		
VMA 331	BEAUFORT	VA DAY JET	A1	20	20	20	20
VMA 332	CHERRY POINT	VA DAY JET	A1			20	20
VMA 533	GTMO BAY	VA DAY JET	A1	20	20	20	20
MARINE COMPOSITE PHOTOGRAPHIC SQDNS							
VMCJ 2	CHERRY POINT	VF P JET	A1	9	9	9	9
		VF Q JET	A1	6	6	6	6
MARINE TRANSPORT SQDNS							
VMR 252	CHERRY POINT	VR M	A2	20	20	20	20
VMR 353	CHERRY POINT	VR M	A2	9	9	9	9
MARINE HELICOPTER TRANSPORT SQDNS							
HMRL 162	NEW RIV JAX	HR L	A1	20	20	20	20
HMRL 264	ABD BOXER	HR L	A1	20	20	20	20
HMRL 262	NEW RIV JAX	HR L	A1	20	20	20	20
HMRL 263	NEW RIV JAX	HR L	A1	20	20	20	20
HMRM 461	ABD CHMPLAIN	HR M	A1	18	14	14	14
MARINE OBSERVATION SQDNS							
VMO 1	NEW RIV JAX	VO	A1	12	12	12	10
		HO	A1	12	12	12	12
DIRECT FLEET SUPPORT UNITS							
OPERATIONAL DEVELOPMENT SQDNS							
VX 1	KEY WEST	VS	A9	3	3	3	3
		VP L	A9	3	3	3	3
		VP S	A9	2	2	2	2
		VT ME	A6	1	1	1	1
		HS	A9	3	3	3	3
VX 6	QUONSET PNT	VP L	A8	3	2	2	2
		VR H	A8	2	5	5	5
		VR M	A8	6	3	3	3
		VU SAR	A8	6	5	5	5
		HU	A8	3	4	4	4
FLEET AIRCRAFT SERVICE SQDNS							
FASRON 3	NORFOLK	VR C	A2	5			
		VT ME	A6	10			
FASRON 102	NORFOLK	VW	A2	1			
		VR H	A2	1			
		VR M	A2	6			
		VU SAR	A8	1			
		VT ME	A6	2			
FASRON 105	ROOSEVLT RDS	VU SAR	A2	1			
FASRON 106	ARGENTIA	VR H	A2	1			
		VT ME	A6	1			
FASRON 107	ICELAND	VR H	A2	1			
FASRON SPC 200	LONDON	VR M	A2	4			
		VT ME	A6	3			
FLEET UTILITY AND DRONE CONTROL SQDNS							
VU 2	QUONSET PNT	VF DAY JET	A8	10	10	10	10
		VU TOW	A8	3	3	3	3
VU 4	OCEANA	VF DAY JET	A8	10	10	10	10
		VU TOW	A8	3	3	3	3
VU 8	ROOSEVLT RDS	VF D JET	A1		7	7	7
		VP LD	A2		2	2	2
		VT D	A2		2	2	2
		HU	A2		1	1	1
VU 10	GTMO BAY	VF DAY JET	A8	7	7	7	7
		VU TOW	A8	5	5	5	5
FLEET BASES OVERSEAS							
NAVSTA	ARGENTIA	VR H	A2	1	2	2	2
		VU SAR	A2	1	1	1	1
		VT ME	A6		1	1	1
		HU	A2	2	2	2	2
NAVSTA	BERMUDA	VU SAR	A2	1	1	1	1
NAF	NAPLES	VA DAY	A2	4	4	4	4
		VR H	A2	1	1	1	1
		VR M	A2	3	3	3	3
		VT ME	A6	5	5	5	5
		HU	A2	1	1	1	1
NAF	SIGONELLA	VR M	A2	1	1	1	1
		VU SAR	A2	1	1	1	1
		VT ME	A6	1	1	1	1
NAF	LAJES	VU SAR	A2	1	1	1	1
NAF	KEFLAVIK	VR H	A2		1	1	1
HDQTRS CMEF	DHAHRAN AFB	VR M	A2	1	1	1	1
NAF ADV BASE	PORT LYAUTEY	VR M	A2	1	1	1	1
		VU SAR	A2	1	1	1	1
		VT ME	A6	2	2	2	2
		HU	A2	1	1	1	1
NAVSTA	ROTA	VR M	A2	2	2	2	2
		VT ME	A6	3	3	3	3
		HU	A2	1	1	1	1
FLT AIR DET	LONDON	VR M	A2		4	4	4
		VT ME	A6		3	3	3
TENTH NAVAL DISTRICT							
NAVSTA	TRINIDAD	VU SAR	A2	1	1	1	1
NAS GTMO BAY	GTMO BAY	VR M	A8	1	1	1	1
		VU SAR	A2	2	2	2	2
		VT ME	A6	1	1	1	1
		HU	A2	1	1	1	1
NAVSTA	ROOSEVLT RDS	VR M	A2	2	2	2	2
		VU SAR	A2	1	2	2	2
		VT ME	A6	1	1	1	1
		HU	A2	1	1	1	1
FIFTEENTH NAVAL DISTRICT							
COM FIFTEEN	PANAMA	VR M	A8	1	1	1	1
CV AND AV UTILITY AIRCRAFT							
CVS 9 ESSEX	NORFOLK	VR C	A2	1	1	1	1
CVA 11 INTREPD	QUONSET PNT	VR C	A2	1	1	1	1
CVS15 RANDOLPH	NORFOLK	VR C	A2	1	1	1	1
CVS 36 ANTETAM	NEW YORK	VR C	A2	1	1	1	1
CVS 39 CHMPLAN	MAYPORT	VR C	A2	1	1	1	1
CVA 38 SHANGRL	MAYPORT	VR C	A2	1	1	1	1
CVA 42 FDR	MAYPORT	VR C	A2	1	1	1	1
CVA 59 FORSTAL	NORFOLK	VR C	A2	1	1	1	1
CVA 60 SARATOG	NEW YORK	VR C	A2	1	1	1	1
CVS 45 VALYFRG	NORFOLK	VR C	A2	1	1	1	1
CVS 18 WASP	NORFOLK	VR C	A2	1	1	1	1
CVA 62 INDPEND	NORFOLK	VR C	A2	1	1	1	1
AV 5 ALBERMRLE	NORFOLK	VU SAR	A2	1	1	1	1
MARINE AIR FMF & FORCE AVIATION HDQTR SQDNS							
H&HS AFMFLNT	NORFOLK	VR H	A2	1	1	1	1
		VR M	A2	1	1	1	1
		VT JET	A6	2	2	2	2
		VT ME	A6	2	2	2	2
MARINE FLEET TRAINING SQDNS							
VMT 1	CHERRY POINT	VT JET	A4	20	20	20	20
INDIRECT FLEET SUPPORT UNITS							
NAVAL ATTACHES AND MISSIONS LANT							
ATT ATHENS	GREECE	VU SAR	A8	1	1	1	1
ATT CAIRO	EGYPT	VR M	A8	1	1	1	1
ATT MEXICO CTY	MEXICO	VR M	A8	1	1	1	1
ATT NEW DELHI	INDIA	VR M	A8	1	1	1	1
ATT OSLO	NORWAY	VU SAR	A8	1	1	1	1
ATT CAPETOWN	SO AFRICA	VR M	A8	1	1	1	1
ATT TEHRAN	IRAN	VR M	A8	1	1	1	1
MISSION ANKARA	TURKEY	VR M	A8	1	1	1	1
MISSION BOGOTA	COLOMBIA	VR M	A8	1	1	1	1
MISSION PTAUPR	HAITI	HU	A8	1	1	1	1
MISSION LIMA	PERU	VR M	A8	1	1	1	1
MISSION QUITO	ECUADOR	VR M	A8	1	1	1	1
MISSION RIO DJ	BRAZIL	VR M	A8	1	1	1	1
MISSION VLPRSO	CHILE	VR M	A8	1	1	1	1
NAV ADV GROUP	BUENOS AIRES	VR M	A8	1	1	1	1
MISSION CUITRU	DOM REP	VT ME	A8	1	1	1	1
FLEET COMBAT UNITS							
USN							
AIR FORCE PACIFIC FLEET							
CARRIER AIR GROUPS							
CVG 2							
VA 23	ALAMEDA	VA DAY JET	A1	12	12	12	12
VF 24	ALAMEDA	VF AW JET	A1	14	14	14	14
VA 22	ALAMEDA	VA DAY JET	A1	12	12	12	12
VF 21	ALAMEDA	VF AW JET	A1	14	14	14	14
VA 25	ALAMEDA	VA LL	A1	12	12	12	12
VAH 8	WHDBY ISLAND	VA H JET	A1	9	9	12	12
CVG 5							
VF 51	ABD TICNDRGA	VF AW JET	A1	14	14	14	14
VA 52	ABD TICNDRGA	VA LL	A1	12	12	12	12
VF 53	ABD TICNDRGA	VF AW JET	A1	14	14	14	14
VA 55	ABD TICNDRGA	VA DAY JET	A1	12	12	12	12
VA 56	ABD TICNDRGA	VA DAY JET	A1	12	12	12	12
VAH 4 B	MIRAMAR	VA H JET	A1	3	3		

[redacted]

DECLASSIFIED

TABLE 1

PROGRAM OPERATING ALLOWANCES

UNIT	LOCATION	CLASS	PRIMARY OPTG. STATUS	OPERATING ALLOWANCES 30 JUN 1960	30 SEP 1960	31 DEC 1960	31 MAR 1961
CVG 9							
CVG 9		VT JET	A4	1			
VF 91	ABD RANGER	VF AW JET	A1	14	14	14	14
VF 92	ABD RANGER	VF AW JET	A1	14	14	14	14
VA 93	ABD RANGER	VA DAY JET	A1	12	12	12	12
VA 94	ABD RANGER	VA DAY JET	A1	12	12	12	12
VA 95	ABD RANGER	VA LL	A1	12	12	12	12
VAH 6	ABD RANGER	VA H JET	A1	12	12	12	12
CVG 11							
VF 111	MIRAMAR	VF AW JET	A1	14	14	14	14
VA 112	MIRAMAR	VA DAY JET	A1	12	12	12	12
VA 113	MIRAMAR	VA DAY JET	A1	12	12	12	12
VF 114	MIRAMAR	VF AW JET	A1	14	14	14	14
VA 115	MIRAMAR	VA LL	A1	12	12	12	12
VAH 4 C	WHDBY ISLAND	VA H JET	A1	3	3		
VAH 4M	MIRAMAR	VA H JET	A1	6	9	12	12
CVG 12							
RCVG 12		VT JET	A4	3	3	3	3
VF 121	MIRAMAR	VF AW JET	A1	30	30	30	30
		VT JET	A4	29	29	29	29
VA 122	NORTH ISLAND	VA LL	A1	17	17	17	17
		VT SE	A4	10	10	10	10
VF 124	MOFFETT FLD	VF AW JET	A1	26	26	26	26
		VT JET	A4	29	29	29	29
VA 125	MOFFETT FLD	VA DAY JET	A1	24	24	24	24
		VT JET	A4	2	2	2	2
VA 126	MIRAMAR	VA DAY JET	A1	24	24	24	24
		VT JET	A4	2	2	2	2
VAH 123	WHDBY ISLAND	VA HT JET	A4	4	4	4	4
		VA H JET	A1	10	10	12	12
		VT JET	A4	4	4	4	4
CVG 14							
CVG 14		VT JET	A4	1			
VF 141	MIRAMAR	VF AW JET	A1	14	14	14	14
VF 142	MIRAMAR	VF AW JET	A1	14	14	14	14
VA 144	MIRAMAR	VA DAY JET	A1	12	12	12	12
VA 145	MIRAMAR	VA LL	A1	12	12	12	12
VA 146	ABD RANGER	VA DAY JET	A1	12	12	12	12
VAH 4 F		VA H JET	A1	3	3		
CVG 15							
VF 151	MOFFETT FLD	VF AW JET	A1	14	14	14	14
VA 152	MOFFETT FLD	VA LL	A1	12	12	12	12
VA 153	MOFFETT FLD	VA DAY JET	A1	12	12	12	12
VF 154	MOFFETT FLD	VF AW JET	A1	14	14	14	14
VA 155	MOFFETT FLD	VA DAY JET	A1	12	12	12	12
VAH 2	WHDBY ISLAND	VA H JET	A1	9	9	12	12
CVG 19							
VF 191	ABD RICHARD	VF AW JET	A1	14	14	14	14
VA 192	ABD RICHARD	VA DAY JET	A1	12	12	12	12
VF 193	ABD RICHARD	VF AW JET	A1	14	14	14	14
VA 195	ABD RICHARD	VA DAY JET	A1	12	12	12	12
VA 196	ABD RICHARD	VA LL	A1	12	12	12	12
VAH 4 E	ABD RICHARD	VA H JET	A1	3	3		
VAH 7	ABD KITTYHWK	VA H JET	A1			12	12
CVG 21							
CVG 21		VT JET	A4	1			
VF 211	MOFFETT FLD	VF AW JET	A1	14	14	14	14
VA 212	ABD LEXINGTN	VA DAY JET	A1	12	12	12	12
VF 213	MOFFETT FLD	VF AW JET	A1	14	14	14	14
VA 215	MOFFETT FLD	VA LL	A1	12	12	12	12
VA 216	MOFFETT FLD	VA DAY JET	A1	12	12	12	12
VAH 4 L	WHDBY ISLAND	VA H JET	A1	3	3		
SPECIAL SQDNS							
PHOTOGRAPHIC SQDNS							
COMPOSITE PHOTOGRAPHIC SQDNS							
VCP 61	AGANA	VF P JET	A1	12	12	12	12
		VA P JET	A1	6	6	6	6
		VT JET	A4	1	1	1	1
VCP 63	MIRAMAR	VF P JET	A1	20	20	20	20
		VA P JET	A1	6	6	6	6
		VT JET	A4	3	3	3	3
INTELLIGENCE SQDNS							
AIR EARLY WARNING SQDNS							
VAW 11	NORTH ISLAND	VA AW	A1	10	10	10	10
		VA W	A1	32	32	32	32
VAW 13	AGANA	VA AW	A1	8	8	8	8
		VA W	A1	16	16	16	16
INTERCEPTOR SQDN							
VFAW 3	NORTH ISLAND	VF AW JET	A1	25	25	25	25
GUIDED MISSLE SERVICE SQDN							
GMSRON 1	BARBERS PNT	VF D JET	A1	19	19	19	19
		VT D JET	A2	6	6	6	6

UNIT	LOCATION	CLASS	PRIMARY OPTG. STATUS	OPERATING ALLOWANCES 30 JUN 1960	30 SEP 1960	31 DEC 1960	31 MAR 1961
FLEET AIR RECONNAISSANCE SQDNS							
VQ 1	IWAKUNI	VA Q JET	A1	9	9	9	9
		VW Q	A1	3	3	3	3
		VT JET	A4	1	1	1	1
CARRIER ANTI SUBMARINE SQDNS							
VS 23	ABD YORKTOWN	VS	A1	20			
VS 37	LOS ALAMITOS	VS	A1	20	20	20	
CARRIER ANTI SUBMARINE GROUPS							
CVSG 53	NORTH ISLAND						
VS 21	NORTH ISLAND	VS	A1	10	10	10	10
VS 29	NORTH ISLAND	VS	A1	10	10	10	10
HS 6	NORTH ISLAND	HS	A1	16	16	16	16
CVSG 59	NORTH ISLAND						
VS 33	NORTH ISLAND	VS	A1	10	10	10	10
VS 38	NORTH ISLAND	VS	A1	10	10	10	10
HS 8	NORTH ISLAND	HS	A1	16	16	16	16
CVSG 55	LOS ALAMITOS						
VS 23	LOS ALAMITOS	VS	A1		10	10	10
VS 25	LOS ALAMITOS	VS	A1		10	10	10
HS 4	LOS ALAMITOS	HS	A1		16	16	16
CVSG 57	LOS ALAMITOS						
VS 35	LOS ALAMITOS	VS	A1				10
VS 37	LOS ALAMITOS	VS	A1				10
HS 2	LOS ALAMITOS	HS	A1				16
RCVSG 51	NORTH ISLAND						
VS 41	NORTH ISLAND	VS	A1	9	9	9	9
HS 10	REAM FIELD	HS	A1	7	7	7	7
HELICOPTER ANTI SUBMARINE SQDNS							
HS 2	REAM FLD	HS	A1	16	16	16	
HS 4	ABD YORKTOWN	HS	A1	16			
PATROL SQDNS LAND PLANE							
VP 1	WHDBY ISLAND	VP L	A1	11	11	11	11
VP 2	KODIAK	VP L	A1	11	11	11	11
VP 4	NAHA	VP L	A1	11	11	11	11
VP 6	BARBERS PNT	VP L	A1	11	11	11	11
VP 9	ALAMEDA	VP L	A1	11	11	11	11
VP 17	WHDBY ISLAND	VP L	A1	11	11	11	11
VP 19	ALAMEDA	VP L	A1	11	11	11	11
VP 22	BARBERS PNT	VP L	A1	11	11	11	11
VP 28	IWAKUNI	VP L	A1	11	11	11	11
PATROL SQDNS SEA PLANE							
VP 40	SANGLEY PNT	VP S	A1	11	11	11	11
VP 42	NORTH ISLAND	VP S	A1	11	11	11	11
VP 46	NORTH ISLAND	VP S	A1	11	11	11	11
VP 47	ALAMEDA	VP S	A1	11			
VP 47	WHDBY ISLAND	VP S	A1		11	11	11
VP 48	NORTH ISLAND	VP S	A1	11	11	11	11
VP 50	WHDBY ISLAND	VP S	A1	11	11	11	11
REPLACEMENT PATROL SQUADRON							
VP 31	NORTH ISLAND	VP L	A1	9	9	9	9
		VP S	A1	6	6	6	6
FLEET AIR EARLY WARNING SQDNS							
VW 1	AGANA	VW	A1	9	9	9	9
VW 3	AGANA	VW	A1	9			
BARRIER SQUADRONS DISTANT WARNING							
AEWBARRONPAC	BARBERS PNT	VW	A1	25	25	25	25
		VR H	A5	5	5	5	5
HELICOPTER RECONNAISSANCE SAR SQDNS							
HU 1	REAM FLD	HU	A2	50	54	54	54
FLEET TACTICAL SUPPORT SQDNS							
VR 21	BARBERS PNT	VR H	A2	17	17	17	17
		VR M	A2	3	3	3	3
		VR C	A2	10	10	10	10
USMC							
MARINE HEADQUARTERS SQDNS							
MARS 17	IWAKUNI	VR H	A2	2	2	2	2
		VR M	A2	4	4	4	4
		VT JET	A4	4	4	4	4
		VT ME	A6	3	3	3	2
		HU	A2	2	2	2	2
HGMS 11	CUBI PNT	VR M	A2	1	1	1	1
		VT JET	A4	2	2	2	2
HGMS 12	IWAKUNI	VR M	A2	1	1	1	1
		VT JET	A4	2	2	2	2
HGMS 13	KANEOHE	VR H	A2	1	1	1	1
		VT JET	A4	3	3	3	3

[redacted]

DECLASSIFIED

TABLE I **PROGRAM OPERATING ALLOWANCES**

UNIT	LOCATION	CLASS	PRIMARY OPTG. STATUS	OPERATING ALLOWANCES 30 JUN 1960	30 SEP 1960	31 DEC 1960	31 MAR 1961
H&MS 15	EL TORO	VR M	A2	1	1	1	1
		VT JET	A4	3	3	3	3
MARS 37	EL TORO	VR H	A2	1	1	1	1
		VR M	A2	3	3	3	3
		VT JET	A4	4	4	4	4
H&MS 33	EL TORO	VR M	A2	1	1	1	1
		VT JET	A4	3	3	3	3
MARINE FIGHTER SQDNS							
VMF 232	KANEOHE	VF DAY JET	A1	20	20	20	20
VMF 251	CUBI PNT	VF DAY JET	A1	20	20	20	
VMF 312	EL TORO	VF DAY JET	A1				20
VMF 323	EL TORO	VF DAY JET	A1	20	20	20	20
VMF 334	EL TORO	VF DAY JET	A1	20	20	20	
VMF 451	EL TORO	VF DAY JET	A1	20	20	20	20
MARINE ALL WEATHER FIGHTER SQDNS							
VMFAW 115	ATSUGI	VF AW JET	A1		20	20	20
VMFAW 314	ATSUGI	VF AW JET	A1	20	20	20	20
VMFAW 334	EL TORO	VF AW JET	A1				20
VMFAW 513	EL TORO	VF AW JET	A1	20	20	20	20
VMFAW 531	CUBI PNT	VF AW JET	A1	20			
VMFAW 542	CUBI PNT	VF AW JET	A1	20	20	20	20
MARINE ATTACK SQDNS							
VMA 121	IWAKUNI	VA DAY JET	A1	20	20	20	20
VMA 211	EL TORO	VA DAY JET	A1	20	20	20	20
VMA 212	KANEOHE	VA DAY JET	A1	20	20	20	20
VMA 214	KANEOHE	VA DAY JET	A1	20	20	20	20
VMA 223	EL TORO	VA DAY JET	A1	20	20	20	20
VMA 311	EL TORO	VA DAY JET	A1	20	20	20	20
VMA 324	IWAKUNI	VA DAY JET	A1			20	20
VMA 332	IWAKUNI	VA DAY JET	A1	20	20		
MARINE COMPOSITE PHOTOGRAPHIC SQDNS							
VMCJ 1	IWAKUNI	VF P JET	A1	6	6	6	6
		VF Q JET	A1	6	6	6	6
VMCJ 3	EL TORO	VF P JET	A1	12	12	12	12
		VF Q JET	A1	9	9	9	9
MARINE TRANSPORT SQDNS							
VMR 253	IWAKUNI	VR H	A2	8	8	8	8
		VR M	A2	8	8	8	8
VMR 352	EL TORO	VR H	A2	10	10	9	
		VR M	A2	5	5	5	
		VG	A2			1	
MIRS 1	EL TORO	VR H	A2				7
		VG	A2				8
MARINE HELICOPTER TRANSPORT SQDNS							
HMRL 161	KANEOHE	HR L	A1	20	20	20	20
HMRL 364	SANTA ANA	HR L	A1				20
HMRL 163	SANTA ANA	HR L	A1	20	21	21	24
HMRL 261	FUTEMA	HR L	A1	24	24	24	24
HMRL 361	SANTA ANA	HR L	A1	20	20	20	20
HMRL 362	ABD PRINCETN	HR L	A1	24	23	21	20
HMRL 363	EL TORO	HR L	A1	20	20	20	20
HMRM 462	SANTA ANA	HR M	A1	17	17	14	13
MARINE OBSERVATION SQDNS							
VMO 2	SUKIRON	VO	A1	12	12	12	10
		HO	A1	12	12	12	12
VMO 6	CAMP PENDLET	VO	A1	12	12	12	12
		HO	A1	12	12	12	12
DIRECT FLEET SUPPORT UNITS							
OPERATIONAL DEVELOPMENT SQDNS							
VX 4	POINT MUGU	VF AW JET	A9	6	8	8	8
		VA DAY JET	A9	2	2	2	2
		VT JET	A6	1	1	1	1
		VT ME	A6	1	1	1	1
VX 5	CHINA LAKE	VA DAY JET	A9	7	7	7	7
		VA H JET	A9	1	1	1	1
		VT JET	A6	1	1	1	1
		VT ME	A6	1	1	1	1
FLEET AIRCRAFT SERVICE SQDNS							
FASRON 4	NORTH ISLAND	VR M	A8	1			
		VT JET	A6	8			
		VT ME	A6	5			
FASRON 114	KODIAK	VU SAR	A2	1			
FASRON 117	BARBERS PNT	VT JET	A6	3			
		VT ME	A6	5			
FLEET UTILITY AND DRONE CONTROL SQDNS							
VU 1	BARBERS PNT	VF D JET	A8	4	4	4	4
		VA DAY	A8	6	6	6	6
		VU TOW	A8		2	2	2
		VT ME P	A8	1	1	1	1
		HU	A8	2	2	2	2
VU 3	BROWN FIELD	VF D JET	A8	6	4	4	4
		VP LD	A8	1	1	1	1
		VU TOW D	A8	3	3	3	3
		VT D	A8	3			
VU 5	ATSUGI	VF DAY JET	A8	5	5	5	5
		VF D JET	A8	4	4	4	4
		VA DAY	A8	3	3	3	3
		VP LD	A8	1	1	1	1
		VU TOW	A8	4	4	4	4
		VT ME P	A8	2	2	2	2
		HU	A8	2	2	2	2
VU 7	BROWN FIELD	VF DAY JET	A8	12	15	15	15
		VR M	A8	1	1	1	1
		VU TOW	A8	10	10	10	10
		VT ME P	A8	1	1	1	1
FLEET BASES OVERSEAS							
NAS	AGANA	VR H	A2	1	1	1	1
		VU SAR	A2	3	3	3	3
		VT ME	A6	1	1	1	1
		HU	A2	2	2	2	2
NAS	ATSUGI	VR M	A2	1	1	1	1
		VT JET	A2	7	7	7	7
		VT ME	A6	7	7	7	6
		HU	A2	2	2	2	2
NAS CUBI PNT	CUBI PNT	VU SAR	A2	1	1	1	1
		VT JET	A2	2	2	2	2
		VT ME	A6	3	3	3	3
		HU	A2	2	2	2	2
NAF	NAHA	VU SAR	A2	2	2	2	2
		VT ME	A6	3	3	3	3
NAF	OPPAMA	VU SAR	A2	3	3	3	3
NAVSTA	SANGLEY PNT	VR H	A2	1	1	1	1
		VR M	A2	2	2	2	2
		VT ME	A6	1	1	1	1
		HU	A2	1	1	1	1
COMSEVENTH FLT	TAIWAN	VR M	A2	1	1	1	1
		VR C	A2	1	1	1	1
COMNAVFORJAPAN	YOKOSUKA	VR M	A2	1	1	1	1
COMNAVFORKOREA	SEOUL	VT ME	A6	2	2	2	2
FL AIR DET	IWAKUNI	VU SAR	A2	1	1	1	1
		VT ME	A6	2	2	2	2
FOURTEENTH NAVAL DISTRICT							
NAVSTA 14 ND	KWAJALEIN	VU SAR	A2	5	5	5	5
NAS 14 NAVDST	BARBERS PNT	VR H	A2	1	1	1	1
		VR M	A2	1	1	1	1
		VT JET	A6		3	3	3
		VT ME	A6	4	9	9	8
		HU	A2	2	2	2	2
NAVSTA 14 ND	MIDWAY	VU SAR	A2	3	3	3	3
		HU	A2	1	1	1	1
SEVENTEENTH NAVAL DISTRICT							
NAVSTA 17 ND	ADAK	VU SAR	A2	2	2	2	2
NAVSTA 17 ND	KODIAK	VR H	A2	2	2	2	2
		VU SAR	A2		1	1	1
CV AND AV UTILITY AIRCRAFT							
CVA 61 RANGER	ALAMEDA	VR C	A2	1	1	1	1
CVA 31 RICHARD	ALAMEDA	VR C	A2	1	1	1	1
CVS 33 KERSRGE	LONG BEACH	VR C	A2	1	1	1	1
CVS 12 HORNET	BREMERTON	VR C	A2	1	1	1	1
CVS 20 BENNING	SAN DIEGO	VR C	A2	1	1	1	1
CVS 10 YORKTWN	BREMERTON	VR C	A2	1	1	1	1
CVA 14 TCNDRGA	ALAMEDA	VR C	A2	1	1	1	1
CVA 16 LEXIGTN	LOS ANGELES	VR C	A2	1	1	1	1
CVA 19 HANCOCK	SAN DIEGO	VR C	A2	1	1	1	1
CVA 34 ORISKNY	ALAMEDA	VR C	A2	1	1	1	1
CVA 41 MIDWAY	ALAMEDA	VR C	A2	1	1	1	1
CVA 43 CRL SEA	ALAMEDA	VR C	A2	1	1	1	1
MARINE AIR FMF & FORCE AVIATION HQTRS SQDN							
HHS AFMFPAC	EL TORO	VR H	A2	1	1	1	1
		VR M	A2	2	2	2	2
		VT JET	A6	2	2	2	2
		VT ME	A6	1	1	1	1
MARINE FLEET TRAINING SQDNS							
VMT 2	EL TORO	VT JET	A4	20	20	20	20
FLT BASES OVERSEAS USMC							
MCAS 14 ND	KANEOHE	VR M	A2	1	1	1	1
		VT JET	A6	2	2	2	2
		VT ME	A6	2	2	2	2
		HU	A2	2	2	2	2
MCAF FUTEMA	OKINAWA	VT ME	A6	2	2	2	2
INDIRECT FLEET SUPPORT UNITS							
NAVAL ATTACHES AND MISSIONS PAC							
ATT DJAKARTA	JAVA	VR M	A8	1	1	1	1
ATT MELBOURNE	AUSTRALIA	VR M	A8	1	1	1	1
MAAG BANGKOK	THAILAND	VT ME	A8	1	1	1	1
MAAG SAIGON	VIETNAM	VR M	A8	1	1	1	1
MAAG TSO YING	TAIWAN	VR M	A8	1	1	1	1

[redacted]

[redacted]

DECLASSIFIED

TABLE 1

PROGRAM OPERATING ALLOWANCES

UNIT	LOCATION	CLASS	PRIMARY OPTG. STATUS	OPERATING ALLOWANCES 30 JUN 1960	30 SEP 1960	31 DEC 1960	31 MAR 1961
NAVAL AIR BASES							
PAC MISSLE RNG	POINT MUGU	VF P JET	A9	1	1	1	1
		VF D JET	A9	6	6	6	6
		VA D	A9	2	2	2	2
		VS	A9	2	4	4	4
		VP LD	A9	1	1	1	1
		VW	A9	3	3	3	3
		VR H	A9	4	4	4	4
		VR M	A9	1	1	1	1
		VT D JET	A9	2	2	2	2
		VT KD JET	A9	1	1	1	1
		VT MF P	A8	1	1	1	1
		VT D	A9	2	2	2	2
		HU	A8	5	7	7	7
MARINE HELICOPTER DEVELOPMENT SQDN							
FIRST NAVAL DISTRICT							
NAS 1 NAV DST	QUONSET PNT	VR M	A8	2	2	2	2
		VR C	A2	2	2	2	2
		VU SAR	A8	1	1	1	1
		VT JET	A6	6	6	6	6
		VT MF	A6	11	14	14	14
		VT MF P	A8	1	1	1	1
		HU	A8	3	3	3	3
NAS 1 NAV DST	BRUNSWICK	VP L	A9	1	1	1	1
		VR M	A8	1	1	1	1
		VU SAR	A8	1	1	1	1
		VT ME	A6	1	1	1	1
		HU	A8	1	1	1	1
NADU	SO WEYMOUTH	VR M	A8	1	1	1	1
		VT ME	A6	1	1	1	1
THIRD NAVAL DISTRICT							
NTDC	PORT WASHNGT	VT ME	A6	1	1	1	1
FOURTH NAVAL DISTRICT							
NAS 4 NAV DST	JOHNSVILLE	VR M	A8	1	1	1	1
		VU L	A8		1	1	1
		VT MF	A6	5	5	5	5
NAS 4 NAV DST	LAKEHURST	VR M	A8	1	1	1	1
		VT MF	A6	2	2	2	2
FIFTH NAVAL DISTRICT							
NAS 5 NAV DST	NORFOLK	VS	A8		2	2	2
		VR H	A8	1	1	1	1
		VR M	A8	3	8	8	8
		VR C	A2	1	6	6	6
		VU SAR	A8		1	1	1
		VU L	A8		2	2	2
		VT MF	A6	6	20	20	20
		VT MF P	A8	1	1	1	1
		VT SF	A6	6	8	8	8
NAS 5 NAV DST	OCEANA	VR M	A8	2	2	2	2
		VT JET	A6	7	8	8	8
		VT MF	A6	4	3	3	3
		HU	A8	2	2	2	2
SIXTH NAVAL DISTRICT							
NAS 6 NAV DST	JACKSONVILLE	VR M	A8	4	4	4	4
		VR C	A2	3	3	3	3
		VU SAR	A8	1	1	1	1
		VU L	A8		2	2	2
		VT JET	A6	5	5	5	5
		VT MF	A6	6	4	4	4
		HU	A8	2	2	2	2
NAS 6 NAV DST	KEY WEST	VR H	A8	1	1	1	1
		VU SAR	A8	1	1	1	1
		VT JET	A6	2	2	2	2
		VT MF	A6	1	1	1	1
		HU	A8	1	1	1	1
NAVSTA	MAYPORT	VT J	A6	1	1	1	1
		VT MF	A6	1	1	1	1
		HU	A8	1	1	1	1
NAS 6 NAV DST	SANFORD	VR M	A8	2	2	2	2
		VT JET	A6	1	2	2	2
		VT MF	A6	2	2	2	2
		HU	A8	1	1	1	1
NAS 6 NAV DST	CECIL FIELD	VR M	A8	1	1	1	1
		VT JET	A6	5	5	5	5
		VT MF	A6	2	2	2	2
		HU	A8	1	1	1	1
EIGHTH NAVAL DISTRICT							
NASWF	KIRTLAND AFB	VR M	A8	1	1	1	1
NINTH NAVAL DISTRICT							
COMNAVCONAD	COLORADO SPR	VR M	A8	2	2	2	2
		VT JET	A6	2	2	2	2
NAVCRUIT STA	DENVER	VT MF	A6	2	2	2	2
ELEVENTH NAVAL DISTRICT							
NAF 11 NAV DST	CHINA LAKE	VR M	A8	2	2	2	2
		HU	A8	1	1	1	1
NAS 11 NAV DST	NORTH ISLAND	VR M	A8	4	4	4	4
		VU L	A8		2	2	2
		VT JET	A6	3	10	10	10
		VT ME	A6	5	10	10	10
		VT SF	A6	2	4	4	4
NAF 11 NAV DST	LITCHFLD PRK	VR M	A8	1	1	1	1
		VT MF	A6	1	1	1	1
NAS 11 NAV DST	MIRAMAR	VR M	A8	1	2	2	2
		VR C	A2	2	2	2	2
		VT JET	A6	6	6	6	6
		VT MF	A6	2	2	2	2
		HU	A8	1	1	1	1
NAS 11 NAV DST	POINT MUGU	VT JET	A6	3	3	3	3
		VT MF	A6	5	5	5	5
		HU	A8	2	2	2	2
NMF	PNT ARGUELLO	VT JET	A6	1	1	1	1
		VT MF	A6	1	1	1	1
NAAS 11 NAVDST	BROWN FIELD	VT MF	A6	1	1	1	1
NAAS 11 NAVDST	PEAM FLD	VT MF	A6	1	1	1	1
TWELFTH NAVAL DISTRICT							
NAS 12 NAV DST	ALAMEDA	VR H	A8	1	1	1	1
		VR M	A8	3	3	3	3
		VR C	A2	4	4	4	4
		VU SAR	A8	1	1	1	1
		VU L	A8		2	2	2
		VT JET	A6	7	7	7	7
		VT MF	A6	7	5	5	5
		VT MF P	A8	1	1	1	1
		HU	A8	1	1	1	1
NAAS 12 NAVDST	FALLON	VR H	A8	1	1	1	1
		VT JET	A6	2	2	2	2
		HU	A8	2	2	2	2
NAS 12 NAV DST	MOFFETT FLD	VR C	A2	1	1	1	1
		VT JET	A6	2	2	2	2
		VT MF	A6	5	5	5	5
		HU	A8	2	2	2	2
NAF 12 NAVDST	MONTEREY	VA DAY	A4	3	3	3	3
		VT MF	A6	28	28	28	28
		VT SF	A6	11	11	11	11
		HU	A8	1	1	1	1
THIRTEENTH NAVAL DISTRICT							
NAS 13 NAV DST	WHDBY ISLAND	VR H	A2	1	1	1	1
		VR M	A8	3	3	3	3
		VR C	A2	1	1	1	1
		VU SAR	A8	1	1	1	1
		VT JET	A6	2	2	2	2
		VT ME	A6	2	2	2	2
		VT ME P	A8	1	1	1	1
		HU	A8	2	2	2	2
POTOMAC RIVER NAVAL COMMAND							
NAS ANACOSTIA	ANACOSTIA	VR H	A8	2	2	2	2
		VR M	A8	6	6	6	6
		VU L	A8		5	5	5
		VT JET	A6	6	15	15	15
		VT ME	A6	44	44	44	44
		VT MF P	A8	2	2	2	2
		VT SE	A6	11	11	11	11
NAF	DAHLGREN	VT ME	A6	1	1	1	1
NAS PTXNT RIV	PTXNT RIVER	VW	A9		1	1	1
		VR H	A9		1	1	1
		VR M	A8	1	1	1	1
		VU SAR	A8	1	1	1	1
		VT JET	A6	8	4	4	4
		VT MF	A6	3	3	3	3
		HU	A8	1	1	1	1
SEVERN RIVER NAVAL COMMAND							
NAF ANNAPOLIS	ANNAPOLIS	VU SAR	A6	8	10	10	10
		HU	A8	1	1	1	1
RUWEPS INSPECTOR AND REPRESENTATIVES							
RWGR CFN DIST	DAYTON	VR M	A8	1	1	1	1
		VT ME	A6	2	2	2	2
RWGR WSTRN DST	FL SEGUNDO	VR M	A8	1	1	1	1
		VT MF	A8	1	1	1	1
RWR AKRON	AKRON	VT MF	A8	1	1	1	1
RWR BALTIMORE	BALTIMORE	VT MF	A8	1	1	1	1
RWR BUFFALO	BUFFALO	VT ME	A6	1	1	1	1
RWR BURBANK	BURBANK	VT ME	A8	1	1	1	1
RWR COLUMBUS	COLUMBUS	VT ME	A6	2	2	2	2
RWR EST HRTFRD	EST HARTFORD	VT ME	A8	1	1	1	1
RWR EL SEGUNDO	EL SEGUNDO	VT ME	A8	1	1	1	1
RWR ST LOUIS	ST LOUIS	VT MF	A8	1	1	1	1
RWR TETERBORO	TETERBORO	VT MF	A8	1	1	1	1
AVIONICS FAC	INDIANAPOLIS	VT MF	A8	1	1	1	1
MARINE CORPS BASES AND AIR STATIONS							
HMX 1	QUANTICO	HO	A9	4	4	4	4
		HR L	A9	18	18	18	18
		HR M	A9	2	2	2	2
MCAAS	YUMA	VR M	A8	2	2	2	2
		VT JET	A6	3	3	3	3
		VT MF	A6	1	1	1	1
		HU	A8	2	2	2	2
MCAS SO&FS	EL TORO	VR M	A8	3	3	3	3
		VT MF	A6	4	4	4	4
		HU	A8	2	2	2	2
MCAS SO&FS	CHERRY POINT	VR H	A8	1	1	1	1
		VR M	A8	2	2	2	2
		VT JET	A6	2	2	2	2
		VT MF	A6	1	1	1	1
		HU	A8	2	2	2	2

[redacted]

DECLASSIFIED

CONFIDENTIAL

TABLE 1

PROGRAM OPERATING ALLOWANCES

UNIT	LOCATION	CLASS	PRIMARY OPTG. STATUS	OPERATING ALLOWANCES 30 JUN 1960	30 SEP 1960	31 DEC 1960	31 MAR 1961
MCAS AFS 12	QUANTICO	VA DAY	A8	7	7	7	7
		VR M	A8	2	2	2	2
		VT MF	A6	6	6	6	6
		VT MF P	A8	1	1	1	1
MCAF	NEW RIV JAX	VR M	A8	1	1	1	1
		VT MF	A6	3	3	3	3
MCAF	SANTA ANA	VT MF	A6	1	1	1	1
HQ MC FLT SECT	ANACOSTIA	VR M	A8	3	3	3	3
		VT MF	A6	4	4	4	4
		VT SF	A6	6	6	6	6
MCAS	BEAUFORT	VR M	A8	2	2	2	2
		VT JET	A6	1	1	1	1
		VT MF	A6	1	1	1	1
		HU	A8	2	2	2	2
NAVAL AIR TRAINING COMMAND							
NAVAL AIR BASIC TRAINING COMMAND							
BTG 7	MEMPHIS	VT MF	A6	1	1	1	
		VT SF	A3	48	48	48	48
		VT SF	A4	2	2	2	
NAAS NABTC	SAUFLEY FLD	VT MF	A6	2	2	2	2
		VT SF	A3	165	165	165	165
		VT SF	A6	11	11	11	
NAAS NABTC	WHITING FLD	VT JET	A3				34
		VT MF	A6	3	3	3	3
		VT SF	A3	211	211	211	211
		VT SF	A6	15	15	15	
NAS NABTC	PENSACOLA	VF DAY JET	A6	6	6	6	6
		VA DAY	A8	1	1	1	
		VR H	A8	4	4	4	3
		VR M	A8	4	4	4	3
		VU SAR	A8	2	2	2	2
		VT JET	A3	135	135	135	100
		VT JET	A4	1	1	1	1
		VT MF	A3	32	32	32	32
		VT MF	A6	10	10	10	10
		VT SF	A3	4	4	4	5
		VT SF	A6	19	19	19	19
		HU	A8	3	3	3	2
HTG 1	ELLYSON FLD	VT MF	A6	2	2	2	1
		VT SF	A6	3	3	3	2
		HU	A4	40	40	40	43
		HT	A4	30	30	30	35
NAVAL AIR ADVANCED TRAINING COMMAND							
NAAS NAATC	KINGSVILLE	VF DAY JET	A3	74	74	74	100
		VS	A3	50			
		VR M	A8	1	1	1	1
		VT JET	A3	47	47	47	50
		VT MF	A6	2	2	2	1
		HU	A8	3	3	3	3
NAS NAATC	CRPS CHRISTI	VA DAY	A3	30	30	30	30
		VS	A3	37	37	37	46
		VP L	A3	20	20	20	18
		VR H	A8	2	2	2	1
		VU L	A8		6	6	6
		VT MF	A3	27	27	27	30
		VT MF	A6	6	6	6	
		VT MF P	A8	1	1	1	1
		VT SF	A6	6	6	6	6
		VT NAV	A5	2	2	2	2
		HU	A8	2	2	2	2
NAAS NAATC	CHASE	VF DAY JET	A3	54	54	54	80
		VR M	A8	1	1	1	1
		VT JET	A3	51	51	51	50
		VT MF	A6	2	2	2	1
		HU	A8	3	3	3	2
NAAS NAATC	PORT ISABEL	VT MF	A6	1	1	1	1
		HU	A8	2	2	2	2
NAAS NAATC	NEW IBERIA	VS	A3		50	50	32
		VR M	A8	1	1	1	1
		VT MF	A6	2	2	2	
NAVAL AIR TECHNICAL TRAINING COMMAND							
NATECHTRAU	GLYNCO	VT SF	A6	2	2	2	
NATECHTRAU	LAKEHURST	VT NAV	A4	1	1	1	1
NATECHTRAU	OLATHE	VT JET	A5	5	5	5	5
		VT MF	A5	4	4	4	4
		VT SF	A5	7	7	7	7
NATECHTRAU	MEMPHIS	VR H	A8				1
		VR M	A8	3	3	3	3
		VT MF	A6	8	8	8	8
		VT MF P	A8	1	1	1	1
		VT SF	A6	4	4	4	
		HU	A8	1	1	1	1
NATECHTRAU	PENSACOLA	VF P JET	A4	9	9	9	4
		VT JET	A4	2	2	2	
		VT MF P	A5	6	6	6	6
NATECHTRAU	PHILADELPHIA	VT MF	A6	1	1	1	1
NAS	GLYNCO	VR M	A8	1	1	1	1
		VT MF	A6	4	4	4	4
		HU	A8	1	1	1	1
NAVCICOFFSCOL	GLYNCO	VF AW JET	A4	42	42	42	42
		VW	A4	5	5	5	4
		VT JET	A4	3	3	3	4
NAVY AND MARINE CORPS RESERVE TRAINING							
NAVGMC RES TRA		VF DAY JET	A4	136	136	136	136
		VA DAY JET	A4	136	136	136	136
		VA DAY	A4	76	76	76	76
		VS	A4	167	167	167	167
		VP L	A4	96	96	96	96
		VP H	A4	51	51	51	51
		VR M	A4	12	12	12	12
		VR C	A8	1	1	1	1
		VT JET	A4	40	40	40	40
		VT MF	A4	42	42	42	42
		VT MF P	A4	4	4	4	4
		HS	A4	69	69	69	69
BUWEPS RDT&E							
RDT&E AIRCRAFT		VF DAY JET	A9	25	25	25	25
		VF AW JET	A9	31	31	31	31
		VF P JET	A9	2	2	2	2
		VF D JET	A9	4	4	4	4
		VA DAY JET	A9	17	17	17	17
		VA P JET	A9	1	1	1	1
		VA O JET	A9	1	1	1	1
		VA H JET	A9	6	7	7	7
		VA DAY	A9	7	7	7	7
		VA AW	A9	2	2	2	2
		VA W	A9	4	4	4	4
		VA LL	A9				
		VS	A9	4	4	4	4
		VP L	A9	14	14	11	11
		VP LD	A9	1	1	1	1
		VW	A9	7	6	6	6
		VP H	A9	3	3	3	3
		VP M	A9	6	6	6	6
		VR C	A9	1	1	1	1
		VU SAR	A9	1	1	1	1
		VU TOW	A9	1	1	1	1
		VT JET	A9	11	11	11	11
		VT SF	A9	4	4	4	4
		VT D	A9	2	2	2	2
		HS	A9	7	8	8	8
		HR L	A9	1	1	1	1
		HU	A9	2	2	2	2
		ZP	A9	1	1	1	1
		ZW	A9	1	1	1	1

[redacted]

TABLE 1A

DECLASSIFIED

PROGRAM OPERATING ALLOWANCES FOR FISCAL 1960

SUBCLASS	TOTAL	LANT USN	LANT USMC	PAC USN	PAC USMC	NABS USN	NABS USMC	BWRS	NABTC	NAATC	NATTC	NART	RDT&E
TOTAL	6970	1464	435	1630	653	395	89	16	754	427	110	830	167
VF DAY JET	519	27	80	17	100				6	128		136	25
VF AW JET	714	210	40	311	80						42		31
VF P JET	95	24	9	32	18	1					9		2
VF D JET	50	7		33		6							4
VF Q JET	21		6		15								
VA DAY JET	826	184	100	249	140							136	17
VA P JET	25	12		12									1
VA Q JET	19	9		9									1
VA HT JET	8	4		4									
VA H JET	143	75		62									6
VA DAY	139	4	2	9		3	7		1	30		76	7
VA AW	34	14		18									2
VA W	96	44		48									4
VA Q	2					2							
VA LL	201	88		113									
VS	463	114		89		2				87		167	4
VP L	377	138		108		1				20		96	14
VP LD	6	2		2		1							1
VP S	122	50		72									
VW WEA	1	1											
VW	100	42		43		3					5		7
VW Q	6	3		3									
VO	36		12		24								
VR H	147	22	3	27	23	11	1		4	2		51	3
VR M	220	52	37	15	27	43	15	2	4	3	4	12	6
VR C	62	23		23		14						1	1
VU SAR	59	20		21		15			2				1
VU TOW	26	11		14									1
VU TOW D	3			3									
VT JET	610	62	34	99	45	69	6		136	98	10	40	11
VT D JET	8			6		2							
VT KD JET	1					1							
VT ME	415	34	2	36	8	151	21	14	50	40	17	42	
VT ME P	24			4		7	1			1	7	4	
VT SE	561	14		10		30	6		478	6	13		4
VT NAV	3									2	1		
VT D	9	2		3		2							2
HS	239	92		71								69	7
HO	40		12		24		4						
HR L	227		80		128		18						1
HR M	37		18		17		2						
HU	236	72		64	4	31	8		43	10	2		2
HT	30								30				
ZP	5	4											1
ZW	5	4											1

DECLASSIFIED

TABLE 1B

PROGRAM OPERATING ALLOWANCES FOR FISCAL 1960

LANT

SUBCLASS	TOTAL	NAVY COMBAT	FLT. TRNG.	O'SEAS BASES	FASRONS	VURONS	OPTEVFOR	CV UTILITY	ATT. & MISS.	AIRCRAFT FERRY SQDN	MARINE COMBAT	H & HS	VMT-1
TOTAL	1899	1190	91	47	37	38	32	13	16		409	6	20
VF DAY JET	107					27					80		
VF AW JET	250	210									40		
VF P JET	33	24									9		
VF D JET	7	7											
VF Q JET	6										6		
VA DAY JET	284	184									100		
VA P JET	12	12											
VA Q JET	9	9											
VA HT JET	4	4											
VA H JET	75	75											
VA DAY	6			4							2		
VA AW	14	14											
VA W	44	44											
VA LL	88	88											
VS	114	111					3						
VP L	138	132					6						
VP LD	2		2										
VP S	50	48					2						
VW WEA	1				1								
VW	42	42											
VW Q	3		3										
VO	12										12		
VR H	25	11	4	2	3		2				2	1	
VR M	89	12		12	10		6		12		36	1	
VR C	23	6			5			12					
VU SAR	20			9	2		6	1	2				
VU TOW	11					11							
VT JET	96		62								12	2	20
VT ME	36		3	13	16		1		1			2	
VT SE	14		14										
VT D	2		2										
HS	92	89					3						
HO	12										12		
HR L	80										80		
HR M	18										18		
HU	72	60	1	7			3		1				
ZP	4	4											
ZW	4	4											

[redacted]

DECLASSIFIED

TABLE 1C

PROGRAM OPERATING ALLOWANCES FOR FISCAL 1960

PAC

SUBCLASS	TOTAL	NAVY COMBAT	FLT. TRNG.	O'SEAS BASES	FASRONS	VURONS	OPTEVFOR	CV UTILITY	ATT. & MISS	AIRCRAFT FERRY SQDN	MARINE COMBAT	H & HS	VMT-2
TOTAL	2283	1324	101	83	23	71	20	12	5		618	6	20
VF DAY JET	117					17					100		
VF AW JET	391	305					6				80		
VF P JET	50	32									18		
VF D JET	33	19				14							
VF Q JET	15										15		
VA DAY JET	389	240					9				140		
VA P JET	12	12											
VA Q JET	9	9											
VA HT JET	4	4											
VA H JET	62	61					1						
VA DAY	9					9							
VA AW	18	18											
VA W	48	48											
VA LL	113	113											
VS	89	89											
VP L	108	108											
VP LD	2					2							
VP S	72	72											
VW	43	43											
VW Q	3		3										
VO	24										24		
VR H	50	17	5	5							22	1	
VR M	42	3		7	1	1			4		24	2	
VR C	23	10		1				12					
VU SAR	21			20	1								
VU TOW	14					14							
VU TOW D	3					3							
VT JET	144		77	11	11		2				21	2	20
VT D JET	6		6										
VT ME	44			27	10		2		1		3	1	
VT ME P	4					4							
VT SE	10		10										
VT D	3					3							
HS	71	71											
HO	24										24		
HR L	128										128		
HR M	17										17		
HU	68	50		12		4					2		

[redacted]

TABLE 2 LOCATION OF AIRCRAFT INVENTORY AND PLANNED OPERATING ASSIGNMENTS

BY COMMAND AND UNIT

LANT UNIT	LOCATION	MODEL	INVENTORY STATUS	INVENTORY NO. ON BOARD	PLANNED OPT'G. ASSIGNMENTS 30 JUN 1960	30 SEP 1960	31 DEC 1960	31 MAR 1961
CARRIER AIR GROUPS								
CVG 1								
VF 14	ABD ROOSEVLT	F3H 2	A1	11	14	14	14	14
		F3H 2	EN	1				
				12*	14	14	14	14
VF 11	ABD ROOSEVLT	F8U 1	A1	11	14	14	14	14
		F8U 1	B	1				
				12*	14	14	14	14
VA 15	ABD ROOSEVLT	AD 6	A1	12	12	12	12	12
				12*	12	12	12	12
VA 46	ABD ROOSEVLT	A4D 2	A1	12	12			
		A4D 2N	A1			12	12	12
				12*	12	12	12	12
VA 172	ABD ROOSEVLT	A4D 2	A1	12	12	12	12	12
				12*	12	12	12	12
VAH 11	ABD ROOSEVLT	A3D 2	A1	7	7	7	7	7
				7*	7	7	7	7
CVG 3								
VF 31	CECIL FIELD	F3H 2	A1	12	14	14	14	14
		F3H 2	D5	6				
				18*	14	14	14	14
VF 32	CECIL FIELD	F8U 2	A1		8	8	8	8
		F8U 1	A1	1				
		F8U 1E	A1	14	6	6	6	6
		F8U 1E	D5	3				
				18*	14	14	14	14
VA 34	CECIL FIELD	A4D 2	A1	12	12	12	12	12
		A4D 2	D5	4				
				16*	12	12	12	12
VA 35	JACKSONVILLE	AD 6	A1	11	12	12	12	12
		AD 5	A1	2				
				13*	12	12	12	12
VA 36	CECIL FIELD	A4D 2	A1	10	12	12	12	12
		A4D 2	B	1				
		A4D 2	D5	3				
				14*	12	12	12	12
VAH 9	SANFORD	A3D 2	A1	8	12	12	12	12
		A3D 2	D5	4				
		A3D 2	G5	2				
		A3D 2	G6	1				
				15*	12	12	12	12
RCVG 4								
VA 43	OCEANA	F11F 1	B	1				
		F11F 1	C	2				
		F11F 1	G6	1				
		F4D 1	A4	1				
		A4D 2	A4	1		6	6	9
		A4D 2	Y	1				
		A4D 2N	A1	4				
		A4D 2N	A4		9	12	12	9
		A4D 1	A1	15				
		A4D 1	A4	1	9			
		F9F 8T	A4	19	20	20	20	20
		F9F 8T	B	4				
		F9F 8T	D5	1				
				51*	38	38	38	38
VF 101	KEY WEST	F3H 2	A4	13	11	11	11	11
		F3H 2	D5	1				
		F4H 1	A4					10
		F4D 1	A4	14	11	11	11	7
		F4D 1	D5	1				
		F9F 8T	A4	5	4	4	4	4
		F3D 2T2	A4		8	8	8	8
		F3D 2T2	B	5				
				39*	34	34	34	40
VF 174	CECIL FIELD	F8U 2	A4	5	4	4	4	4
		F8U 2	B	2				
		F8U 2	D5	2				
		F8U 1	A4	15	12	11	12	14
		F8U 1	B	4				
		F8U 1E	A4		10	11	6	4
		F8U 2N	A4				5	6
		F8U 1P	B	3				
		F9F 8T	A4	2	2	2	2	2
				33*	28	28	29	30
VA 42	OCEANA	AD 6	A4	8	9	9	9	9
		AD 6	B	3				
		AD 5	A4	1				
		AD 5	B	1				
		T 28B	A4	5	7	4	4	4
		T 28B	B	1				
				19*	16	13	13	13
VA 44	JACKSONVILLE	A4D 2	A1			6	6	9
		A4D 2	A4	3				
		A4D 2N	A4	2	9	12	12	9
		A4D 2N	G5	3				
		A4D 1	A4	16	9			
		A4D 1	G5	3				
		AD 6	A4	11	9	9	9	9
		AD 5	A4	2				
		TV 2	A4	1				
		F9F 8T	A4	15	21	21	21	21
		F9F 8T	D5	3				
		F9F 8T	G5	5				
		T 28B	A4	3	7	4	4	4
		T 28B	B	2				
		T 28B	G5	1				
				70*	55	52	52	52
VAH 3	SANFORD	A3J 1	A4				4	9
		A3D 2T	A4	4	4	4	4	4
		A3D 2T	B	1				
		A3D 1	A4	10	10	10	10	10
		A3D 1	G6	2				
		A3D 1	HO	1				
		P2V 3B	A5	1				
		R4D 5 6	A5		1	1	1	1
		R4D 6	A2	1				
		F9F 8T	A4	4	4	4	4	4
				24*	19	19	23	28
CVG 6								
VF 33	OCEANA	F11F 1	A1	13	14	14	14	
		F11F 1	B	1				
		F8U 2N	A1					14
				14*	14	14	14	14
VF 74	OCEANA	F4D 1	A1	14	14	14	14	14
		F4D 1	B	1				
				15*	14	14	14	14
VA 65	OCEANA	AD 6	A1	12	12	12	12	12
				12*	12	12	12	12
VA 66	OCEANA	A4D 2	A1	9	12	12	12	
		A4D 2	G5	3				
		A4D 2	G6	4				
		A4D 2N	A1					12
				16*	12	12	12	12
VA 76	OCEANA	A4D 2	A1	12	12	12	12	12
		A4D 2	D5	4				
				16*	12	12	12	12
CVG 7								
VF 41	OCEANA	F3H 2	A1	14	14	14	14	14
		F3H 2	D5	2				
				16*	14	14	14	14
VF 84	OCEANA	F8U 2	A1	13	14	14	14	14
		F8U 2	D5	2				
		F8U 2	G5	1				
		F8U 2	G6	1				
				17*	14	14	14	14
VA 75	OCEANA	AD 6	A1	12	12	12	12	12
				12*	12	12	12	12
VA 86	OCEANA	A4D 2	A1	10	12	12	12	12
		A4D 2	D5	4				
				14*	12	12	12	12
VA 72	OCEANA	A4D 2	A1	13	12	12	12	
		A4D 2	D5	4				
		A4D 2N	A1					12
				17*	12	12	12	12
VAH 1	SANFORD	A3D 2	A1	12	12	12	12	12
		A3D 2	G5	1				
				13*	12	12	12	12
CVG 8								
VF 102	ABD FORRESTL	F4D 1	A1	14	14	14	14	14
				14*	14	14	14	14
VA 81	ABD FORRESTL	A4D 2	A1	12	12	12	12	12
				12*	12	12	12	12
VF 103	ABD FORRESTL	F8U 2	A1	13	14	14	14	14
		F8U 2	G6	1				
				14*	14	14	14	14

[redacted]

DECLASSIFIED

TABLE 2 **LOCATION OF AIRCRAFT INVENTORY AND PLANNED OPERATING ASSIGNMENTS**

BY COMMAND AND UNIT

LANT UNIT	LOCATION	MODEL	INVENTORY STATUS	INVENTORY NO. ON BOARD	PLANNED OPT'G. ASSIGNMENTS 30 JUN 1960	30 SEP 1960	31 DEC 1960	31 MAR 1961
VA 83	ABD FORRESTL	A4D 2	A1	12	12			
		A4D 2N	A1			12	12	12
				12*	12	12	12	12
VA 85	ABD FORRESTL	AD 6	A1	12	12	12	12	12
				12*	12	12	12	12
VAH 5	ABD FORRESTL	A3D 2	A1	9	10	10	10	10
		A3D 2	G6	1				
				10*	10	10	10	10
CVG 10								
VA 12	CECIL FIELD	A4D 2	A1	13	12	12	12	12
		A4D 2	D5	1				
		A4D 2	G6	1				
				15*	12	12	12	12
VF 13	CECIL FIELD	F4D 1	A1	13	14	14	14	14
		F4D 1	D5	4				
				17*	14	14	14	14
VF 62	CECIL FIELD	F8U 1	A1	14	14	14	14	14
				14*	14	14	14	14
VA 106	CECIL FIELD	A4D 2	A1	12	12	12	12	12
		A4D 2	D5	2				
				14*	12	12	12	12
VA 176	JACKSONVILLE	AD 6	AJ	1				
		AD 6	A1	11	12	12	12	12
				12*	12	12	12	12
VAH 7	SANFORD	A3D 2	A1	11	12	12	12	12
		A3D 2	D5	3				
				14*	12	12	12	12
PHOTOGRAPHIC SQDNS								
VFP 62	JACKSONVILLE	F8U 1P	A1	10	24	24	24	24
		F8U 1P	B	1				
		F8U 1P	D5	1				
				12*	24	24	24	24
DET 33	ABD INTREPID	F8U 1P	A1	3				
				3*				
DET 41	ABD INDEPEND	F8U 1P	A1	3				
				3*				
DET 42	ABD FORRESTL	F8U 1P	A1	3				
				3*				
DET 43	ABD SARATOGA	F8U 1P	A1	3				
				3*				
DET 44	ABD SHANGRLA	F8U 1P	A1	2				
				2*				
VAP 62	JACKSONVILLE	A3D 2P	A1	6	11	10	9	9
		A3D 2P	B	4				
				10*	11	10	9	9
AIR EARLY WARNING SQDNS								
VAW 12	QUONSET PNT	AD 5	A4	2				
		AD 5	A5		2	2	2	2
		WF 2	A1	8	14	18	21	23
		WF 2	G5	3				
		AD 5W	A1	13	28	25	23	21
				26*	44	45	46	46
DET 36	ABD RANDOLPH	AD 5W	A1	4				
				4*				
DET 42	ABD FORRESTL	AD 5W	A1	4				
				4*				
DET 45	ABD ESSEX	AD 5W	A1	4				
				4*				
DET 52	ABD VALY FRG	AD 5W	A1	4				
		AD 5W	Y	1				
				5*				
VAW 33	QUONSET PNT	AD 5Q	A1	6	12	12	12	12
		TF 1Q	A1	1	2	2	2	2
		TF 1Q	D5	1				
				8*	14	14	14	14
DET 41	ABD INDEPEND	AD 5Q	A1	3				
				3*				
DET 42	ABD FORRESTL	AD 5Q	A1	3				
		AD 5Q	G6	1				
				4*				

LANT UNIT	LOCATION	MODEL	INVENTORY STATUS	INVENTORY NO. ON BOARD	PLANNED OPT'G ASSIGNMENTS 30 JUN 1960	30 SEP 1960	31 DEC 1960	31 MAR 1961
GUIDED MISSLE SERVICE SQDN								
GMSRON 2	ROOSEVLT RDS	FJ 3D2	A1	7				
		FJ 3D2	A8		7	7	7	7
		FJ 3D2	B	1				
		P2V 5FD	A8	2	2	2	2	2
		T 28BD	A2	2				
		T 28BD	A8		2	2	2	2
		HUS 1A	A8	1	1	1	1	1
		F9F 6K	A8	14				
				27*	12	12	12	12
FLEET AIR RECONNAISSANCE SQDNS								
VQ 2	ROTA	A3D 2Q	A1	8	9	9	9	9
		A3D 1Q	D5	1				
		WV 2Q	A1	3	3	3	3	3
				12*	12	12	12	12
CARRIER ANTI SUBMARINE SQDNS								
VS 26	NORFOLK	S2F 1	A1		10	10	10	10
				*	10	10	10	10
VS 28	QUONSET PNT	S2F 1	A1		10	10	10	10
				*	10	10	10	10
VS 30	NORFOLK	S2F 2	A1	3	7	3		
		S2F 1	A1	4	4	8	11	11
		S2F 1S	A1	13				
				20*	11	11	11	11
VS 31		S2F 2	A1	2				
		S2F 2	D5	1				
		S2F 1	A1	[illegible]	10	10	10	10
		S2F 1	B	4				
		S2F 1S	A1	11				
				25*	10	10	10	10
VS 36		S2F 3	A1		1	4	9	10
		S2F 1	A1	7	9	6	1	
		S2F 1S	A1	12				
		S2F 1S	B	2				
		S2F 1S	G5	1				
				22*	10	10	10	10
CARRIER ANTI SUBMARINE GROUPS								
CVSG 60	QUONSET PNT							
VS 34	QUONSET PNT	S2F 2	A1	1				
		S2F 2	B	1				
		S2F 1	A1	4	10	10	10	10
		S2F 1S	A1	5				
		S2F 1S	B	1				
				12*	10	10	10	10
VS 39	QUONSET PNT	S2F 2	A1	1				
		S2F 1	A1	4	10	10	10	10
		S2F 1S	A1	6				
		S2F 1S	D5	1				
				12*	10	10	10	10
HS 9	QUONSET PNT	HSS 1	A1	12	13	14	14	13
		HSS 1N	A1					
				12*	13	14	14	13
CVSG 54	QUONSET PNT							
VS 22	QUONSET PNT	S2F 2	A1	1				
		S2F 2	D5	1				
		S2F 1	A1	3	10	10	10	10
		S2F 1S	A1	6				
				11*	10	10	10	10
VS 32	QUONSET PNT	S2F 2	D5	1				
		S2F 1	A1	2	10	10	10	10
		S2F 1	G6	1				
		S2F 1S	A1	6				
		S2F 1S	B	2				
				12*	10	10	10	10
HS 5	QUONSET PNT	HSS 1	A1	6	5			
		HSS 1N	A1	8	8	14	14	13
				14*	13	14	14	13

DECLASSIFIED

[redacted]

TOTAL PROGRAM & NON-PROGRAM AIRCRAFT

TABLE 2 LOCATION OF AIRCRAFT INVENTORY AND PLANNED OPERATING ASSIGNMENTS

BY COMMAND AND UNIT

LANT UNIT	LOCATION	MODEL	INVENTORY STATUS	INVENTORY NO ON BOARD	PLANNED OPT'G. ASSIGNMENTS 30 JUN 1960	30 SEP 1960	31 DEC 1960	31 MAR 1961
CVSG 56								
VS 24	NORFOLK	S2F 1	A1	4	10	10	10	10
		S2F 1S	A1	6				
				10*	10	10	10	10
VS 27	NORFOLK	S2F 3	A1					5
		S2F 2	B	2				
		S2F 1	A1	3	10	10	10	5
		S2F 1S	A1	6				
				11*	10	10	10	10
HS 3	NORFOLK	HSS 1	A1	16				
		HSS 1N	A1					2
				16*				2
HELICOPTER ANTI SUBMARINE SQDNS								
HS 1	KEY WEST	HSS 1	A1	12	9	8	4	2
		HSS 1N	A1			1	5	7
				12*	9	9	9	9
HS 7	ABD RANDOLPH	HSS 1	A1	14	14	14	14	
		HSS 1N	A1					13
				14*	14	14	14	13
HS 11	QUONSET PNT	HSS 1	A1	5	4			
		HSS 1N	A1	9	9	14	14	14
				14*	13	14	14	14
PATROL SQDNS LAND PLANE								
VP 5	JACKSONVILLE	P2V 5	A1		5			
		P2V 5F	A1	5				
		P2V 5S	A1	7	6	11	11	11
				12*	11	11	11	11
VP 7	BRUNSWICK	P2V 5F	A1	4				
		P2V 5S	A1	9	11	11	11	11
				13*	11	11	11	11
VP 8	ARGENTIA	P2V 5S	A1	12	11	11	11	11
				12*	11	11	11	11
VP 10	BRUNSWICK	P2V 5	A1		4	4		
		P2V 5F	A1	7				
		P2V 5S	A1	5	7	7	11	11
				12*	11	11	11	11
VP 11	BRUNSWICK	P2V 7	A1	6	2			
		P2V 7S	A1	7	9	11	11	11
				13*	11	11	11	11
VP 16	JACKSONVILLE	P2V 5	A1		5	2		
		P2V 5F	A1	6				
		P2V 5F	G6	1				
		P2V 5S	A1	6	6	9	11	11
				13*	11	11	11	11
VP 18	JACKSONVILLE	P2V 7	A1	3	4	2		
		P2V 7S	A1	9	7	9	11	11
				12*	11	11	11	11
VP 21	SIGONELLA	P2V 7	A1	4	4	4		
		P2V 7S	A1	8	7	7	11	11
				12*	11	11	11	11
VP 23	BRUNSWICK	P2V 7	A1	1				
		P2V 7S	A1	9	11	11	11	11
		P2V 7S	B	2				
				12*	11	11	11	11
VP 24	NORFOLK	P2V 7S	A1	11	11	11	11	11
				11*	11	11	11	11
VP 26	ROTA	P2V 5	A1		4	1		
		P2V 5F	A1	4				
		P2V 5S	A1	8	7	10	11	11
				12*	11	11	11	11
PATROL SQDNS SEA PLANE								
VP 44	NORFOLK	P5M 2	A1	5	3			
		P5M 2S	A1	4	6	7	7	6
				9*	9	7	7	6
VP 45	BERMUDA	P5M 2S	A1		2	5	7	11
		P5M 1	A1	11	9	6	4	
		P5M 1S	A1	1	1	1	1	1
				12*	12	12	12	12
VP 49	BERMUDA	P5M 2S	A1		3	6	7	9
		P5M 1	A1	12	9	6	5	3
		P5M 1S	A1	1				
				13*	12	12	12	12
VP 56	NORFOLK	P5M 2	A1	2	2	2		
		P5M 2S	A1	7	4	2	5	4
		P5M 1	A1	3	3	3	3	3
		P5M 1S	A1	1				
				13*	9	7	8	7
VP 30	JACKSONVILLE	P2V 7	A4		3	2		
		P2V 7S	A4		2	3	5	5
		P2V 5	A4		3	3		
		P2V 5S	A4		3	3	6	6
				*	11	11	11	11
DET A	NORFOLK	P5M 1	A4		2	2	2	2
		P5M 1S	A4		2	2	2	2
				*	4	4	4	4
PATROL SQDNS AIRSHIP								
ZP 3	LAKEHURST	SNB 5	A4	1	1	1	1	1
		ZPG 2	A1	3	4	4	4	4
		ZPG 2	D5	1				
		ZPG 2	G6	1				
				6*	5	5	5	5
FLEET AIR EARLY WARNING SQDNS								
VW 2	PTXNT RIVER	WV 2	A2	4	12	6	6	5
		WV 2	HO	1				
				5*	12	6	6	6
DET B	SIGONELLA	WV 2	A2	3				
				3*				
VW 4	JACKSONVILLE	WV 3	A2	6	6	6	6	6
		WV 2	B	1				
		WV 2	B	1				
				8*	6	6	6	6
BARRIER SQDNS DISTANT WARNING								
VW 11	ARGENTIA	WV 2	A2	11	12	12	12	12
		WV 2	D9	2				
		WV 2	G5	1				
		WV 2	HO	3				
				17*	12	12	12	12
VW 13	PTXNT RIVER	WV 2	A2	6	6	6	6	6
		WV 2	B	5				
				11*	6	6	6	6
VW 15	PTXNT RIVER	WV 2	A2	6	6	6	6	6
		WV 2	B	2				
		WV 2	D9	1				
		WV 2	G5	1				
				10*	6	6	6	6
AEWTRAUNIT	PTXNT RIVER	R7V 1	A5	4	4	4	4	4
		R7V 1	D9	1				
				5*	4	4	4	4
BARRIER SQDNS CONTIGUOUS								
ZW 1	LAKEHURST	SNB 5	A4	2	2	2	2	2
		ZPG 3W	A2	3	3	4	4	4
		ZPG 2W	A2	1	1	1		
				6*	6	7	6	6
HELICOPTER RECONNAISSANCE SAR SQDNS								
HU 2	LAKEHURST	SNB 5	A4	1	1	1	1	1
		HO4S 3	A2	1				
		HRS 3	A2	6				
		HRS 3	G6	2				
		HU2K 1	A2			1	3	5
		HUK 1	A2	6	8	4	4	4
		HUS 1A	A2		1	1	1	1

DECLASSIFIED

[redacted]

TOTAL PROGRAM & NON-PROGRAM AIRCRAFT

TABLE 2 LOCATION OF AIRCRAFT INVENTORY AND PLANNED OPERATING ASSIGNMENTS

BY COMMAND AND UNIT

LANT UNIT	LOCATION	MODEL	INVENTORY STATUS	INVENTORY NO. ON BOARD	PLANNED OPT'G. ASSIGNMENTS 30 JUN 1960	30 SEP 1960	31 DEC 1960	31 MAR 1961
HU 2 DET 1	NORFOLK	HUS 1A	A2	1				
		HUP 2	A2	3				
				4*				
DET 23	ABD DESMOINS	HUP 2	A2	1				
				1*				
DET 25	ABD NPT NEWS	HUP 2	A2	1				
				1*				
DET 33	ABD INTREPID	HUP 2	A2	2				
				2*				
DET 36	ABD RANDOLPH	HUK 1	A2	1				
				1*				
DET 42	ABD FORRESTL	HUP 2	A2	2				
				2*				
DET 43	ABD SARATOGA	HUP 2	A2	2				
				2*				
DET 44	ABD SHANGRLA	HUP 2	A2	2				
				2*				
DET 74	ABD WESTWIND	HRS 3	A2	1				
		HUL 1	A2	1				
				2*				
DET 92	ABD POCONO	HUP 2	AK	1				
				1*				
DET 94	ABD MTMCKNLY	HUL 1	A2	1				
				1*				
HU 4	LAKEHURST	HO4S 3	A2		1	1		
		HRS 3	A2		13	13	13	13
		HUS 1A	A2		1	1	1	1
		HUL 1	A2		7	7	7	7
		HTL 7	A2		6	6	5	5
		HTL 5	A2		1			
		HTL 4	A2		2			
				*	31	28	26	26
FLEET TACTICAL SUPPORT SQDNS								
VR 1	PTXNT RIVER	R6D 1	A2	1	2	2	2	2
		R5D 3	A2	1				
		R6D 1Z	A2	3	4	4	4	4
		R5D Z	A2		1	1	1	1
		R5D 2Z	A2	1				
		R4Y 1	A2	9	10	9	9	9
				15*	17	16	16	16
VR 24	PORT LYAUTEY	R5D 5	A2	5	6	6	6	6
		R5D 5	B	1				
		R5D 5	G6	1				
		TF 1	A2		6	6	6	6
				7*	12	12	12	12
DET	NAPLES	TF 1	A2	6				
		TF 1	G6	1				
				7*				
MARINE HEADQUARTERS SQDNS								
MARS MWSG 27	CHERRY POINT	AD 5	A1		2	2	2	2
		AD 5	A2	2				
		R5D 2 3	A2		1	1	1	1
		R5D 5	A2	1	2	2	2	2
		R5D 3	A2	1				
		R4D 8	A2	3	2	2	2	2
		F9F 8T	A4		4	4	4	4
		F9F 8T	A6	4				
		SNB 5	A6	1	1	1	1	1
				12*	12	12	12	12
H&MS 14	CHERRY POINT	R4D 5 6	A2		1	1	1	1
		R4D 6	A2	1				
		F9F 8T	A2	3	2	2	2	2
				4*	3	3	3	3
H&MS 24	CHERRY POINT	R4D 8	A2		1	1	1	1
		R4D 6	A2	1				
		F9F 8T	A2	1	3	3	3	3
		F9F 8T	B	2				
				4*	4	4	4	4
H&MS 26	NEW RIV JAX	R4D 8	A2	1	2	2	2	2
				1*	2	2	2	2
H&MS 32	CHERRY POINT	R4D 8	A2	1				
		R4D 5 6	A2		1	1	1	1
		F9F 8T	A2	3	3	3	3	3
				4*	4	4	4	4

LANT UNIT	LOCATION	MODEL	INVENTORY STATUS	INVENTORY NO ON BOARD	PLANNED OPT'G ASSIGNMENTS 30 JUN 1960	30 SEP 1960	31 DEC 1960	31 MAR 1961
MARINE FIGHTER SQDNS								
VMF 122	BEAUFORT	F8U 1	A1	19	18	18	20	20
				19*	18	18	20	20
VMF 235	BEAUFORT	F8U 1	A1	8				
		F8U 1	D5	1				
		F8U 1E	A1	11	18	18	20	20
		F8U 1E	D5	2				
				22*	18	18	20	20
VMF 251	BEAUFORT	F8U 1	A1				20	20
				*			20	20
VMF 333	BEAUFORT	F8U 2	A1	20	20	20	20	20
				20*	20	20	20	20
VMF 312	BEAUFORT	F8U 1	A1	9	20	20		
		F8U 1	B	3				
		F8U 1	D5	1				
		F8U 1E	A1	11				
				24*	20	20		
MARINE FIGHTER ALL WEATHER SQDNS								
VMFAW 114	CHERRY POINT	F4D 1	A1	20	20	20	20	20
		F4D 1	B	22				
		F4D 1	D5	3				
				45*	20	20	20	20
VMFAW 531	CHERRY POINT	F4D 1	A1		20	20	20	20
				*	20	20	20	20
MARINE ATTACK SQDNS								
VMA 224	CHERRY POINT	A4D 2	A1	20	20	20	20	20
		A4D 2	B	1				
		A4D 2	G6	2				
				23*	20	20	20	20
VMA 225	CHERRY PNT	A4D 2	B	6				
		A4D 2N	A1	20	20	20	20	20
				26*	20	20	20	20
VMA 324	ABD ANTIETAM	A4D 2	A1	20	20			
		A4D 2	B	3				
				23*	20			
VMA 331	GTMO BAY	A4D 2	A1	19	20	20	20	20
				19*	20	20	20	20
VMA 332	CHERRY POINT	A4D 2	A1			20		
		A4D 2N	A1				20	20
				*		20	20	20
VMA 533	GTMO BAY	A4D 2	A1	19	20	20	20	20
				19*	20	20	20	20
MARINE COMPOSITE PHOTOGRAPHIC SQDNS								
VMCJ 2	CHERRY POINT	F8U 1P	A1	10	9	9	9	9
		F8U 1P	B	2				
		F3D 2Q	A1	6	6	6	6	6
				18*	15	15	15	15
MARINE TRANSPORT SQDNS								
VMR 252	CHERRY POINT	R4Q 2	A2	20	20	20	20	20
				20*	20	20	20	20
VMR 353	CHERRY POINT	R4Q 2	A2	9	9	9	9	9
				9*	9	9	9	9
MARINE HELICOPTER TRANSPORT SQDNS								
HMRL 264	NEW RIV JAX	HUS 1	A1	19	18	18	20	20
				19*	18	18	20	20
HMRL 261	NEW RIV JAX	HUS 1	A1	5	18	18	20	20
		HUS 1	Y	1				
				6*	18	18	20	20
HMRL 262	NEW RIV JAX	HUS 1	A1	32	18	18	20	20
		HUS 1	B	1				
				33*	18	18	20	20
HMRL 263	NEW RIV JAX	HRS 3	A1	19	22	19	16	9
		HUS 1	A1			2	6	6
				19*	22	21	22	15
HMRM 461	ABD CHMPLAIN	HR2S 1	A1	10				
		HR2S 1	A2		11	14	14	14
				10*	11	14	14	14

[redacted]

DECLASSIFIED

[redacted]

TOTAL PROGRAM & NON-PROGRAM AIRCRAFT

TABLE 2 LOCATION OF AIRCRAFT INVENTORY AND PLANNED OPERATING ASSIGNMENTS

BY COMMAND AND UNIT

LANT UNIT	LOCATION	MODEL	INVENTORY STATUS	INVENTORY NO ON BOARD	PLANNED OPT'G. ASSIGNMENTS 30 JUN 1960	30 SEP 1960	31 DEC 1960	31 MAR 1961
MARINE OBSERVATION SQDNS								
VMO 1	NEW RIV JAX	OE 2	A1	5	5	5	5	5
		OE 1	A1	7	7	7	7	7
		OE 1	B	1				
		HOK 1	A1	7	12	12	12	12
				20*	24	24	24	24
OPERATIONAL TEST AND EVALUATION FORCE								
VX 1	KEY WEST	S2F 3	A9		2	2	2	2
		S2F 1	A9		1	1	1	1
		S2F 1S	A9	1				
		S2F 1S1	A9	2				
		P2V 7S	A9	4	3	3	3	3
		P5M 2	A9	1				
		P5M 2S	A9		1	1	1	1
		P5M 1S	A9	1	1	1	1	1
		SNB 5	A6		1	1	1	1
		SNB 5	A9	1				
		HSS 1	A9	3	3	3	2	2
		HTL 7	A9	1				
				14*	12	12	11	11
VX 6	QUONSET PNT	P2V 7	A8	2	3	3	3	3
		P2V 7	D5	1				
		R7V 1	A8	1	1	1	1	1
		R5D 2 3	A8		1	1	1	1
		R5D 3	G5	1				
		C 130BL	A8			4	4	4
		R4D 8	A8	1	4	4	3	3
		R4D 8	B	3				
		R4D 5	B	1				
		UC 1	A8	2	5	5	5	5
		UC 1	B	3				
		HUS 1	A8	1				
		HUS 1A	A8		4	4	4	4
		HUS 1A	B	2				
				18*	18	18	21	21
FLEET AIRCRAFT SERVICE SQDNS								
FASRON 3	NORFOLK	S2F 2	A5	1	1			
		S2F 1	A2	1				
		S2F 1	A5		1			
		TF 1	A2	6	5			
		SNB 5	A6	10	10			
		SNB 5	B	4				
				22*	17			
FASRON 102	NORFOLK	WV 2	A2		1			
		WV 2	D9	1				
		R5D 4R	A9		1			
		R4Y 1	A2	3	3			
		UF 2	A2	1				
		UF 1	A8		1			
		SNB 5	A6	2	2			
				7*	8			
FASRON 106	ARGENTIA	R5D 5	A2	1	1			
		SNB 5	A6	1	1			
				2*	2			
FASRON 107	ICELAND	R5D 5	A2	1	1			
				1*	1			
FASRON SPC 200	LONDON	R4D 8	A2	2				
		R4D 5	A2	1				
		R4Y 1	A2	1				
		SNB 5	A6	3				
				7*				
FLEET UTILITY AND DRONE CONTROL SQDNS								
VU 2	QUONSET PNT	FJ 3	A8	2	6	6	6	6
		FJ 3	F1	1				
		FJ 3M	A8	4	4	4	4	4
		FJ 3M	D5	2				
		JD 1	A8	3	3	3	3	3
		JD 1	B	1				
				13*	13	13	13	13
DET	QUONSET PNT	FJ 3	A8	4				
				4*				
VU 4	OCEANA	FJ 3	A8	2				
		FJ 3	G6	1				
		FJ 3M	A8	7	10	10	10	10
		FJ 3M	D5	2				
		JD 1	A8	3	3	3	3	3
				15*	13	13	13	13
VU 10	GTMO BAY	FJ 3	A8	2				
		FJ 3M	A8	5	7	7	7	7
		FJ 3M	B	1				
		JD 1	A8	3	5	5	5	5
				11*	12	12	12	12
DET	JACKSONVILLE	JD 1	A8	1				
		JD 1D	A8	1				
				2*				

LANT UNIT	LOCATION	MODEL	INVENTORY STATUS	INVENTORY NO ON BOARD	PLANNED OPT'G ASSIGNMENTS 30 JUN 1960	30 SEP 1960	31 DEC 1960	31 MAR 1961
AIRCRAFT FERRY SQUADRONS								
VRF 31	NORFOLK	R4D 8	A2	1	2			
		R4D 5	A2	1				
		SNB 5	A2	1	1			
				3*	3			
FLEET BASES OVERSEAS								
NAVSTA	ARGENTIA	R5D 5	A2	1	1	2	2	2
		UF 2	A2	1	1	1	1	1
		SNB 5	A6			1	1	1
		HUS 1A	A2	2	2	2	2	2
				4*	4	6	6	6
NAVSTA	BERMUDA	UF 2	A2	1	1	1	1	1
				1*	1	1	1	1
NAF	NAPLES	AD 6	G6	1				
		AD 5	A2	4	4	4	4	4
		R5D Z	A2		1	1	1	1
		R5D 2Z	A2	1				
		R4D 8	A2	2	2	2	2	2
		R4D 6	A2	1				
		R4Y 1	A2	1	1	1	1	1
		SNB 5	A6	5	5	5	5	5
		HUP 3	A2					1
		HUP 2	A2		1	1	1	
		HUP 2	A8	1				
				16*	14	14	14	14
NAF	SIGONELLA	R4D 8	A2	1	1	1	1	1
		UF 2	A2	1	1	1	1	1
		UF 1	A2	1				
		SNB 5	A2	1				
		SNB 5	A6		1	1	1	1
				4*	3	3	3	3
NAF	LAJES	UF 2	A2	1	1	1	1	1
				1*	1	1	1	1
NAF	KEFLAVIK	R5D 5	A2			1	1	1
				*		1	1	1
HDQTRS CMEF	DHAHRAN AFB	R4D 8	A2		1	1	1	1
		R4D 8	A8	1				
				1*	1	1	1	1
NAF ADV BASE	PORT LYAUTEY	R4D 5 6	A2		1	1	1	1
		R4D 5	A2	1				
		UF 2	A2	1	1	1	1	1
		SNB 5	A6	1	2	2	2	2
		HUP 3	A2					1
		HUP 2	A2	1	1	1	1	
				4*	5	5	5	5
NAVSTA	ROTA	F8U 2	H5	1				
		F8U 1	G5	1				
		F3H 2	G5	2				
		F4D 1	B	1				
		F8U 1P	H5	1				
		A4D 2	B	2				
		A4D 2	G5	1				
		AD 6	H5	1				
		AD 5W	H5	1				
		R4D 8	A2	1	1	1	1	1
		R4D 5 6	A6		1	1	1	1
		R4D 6	A2	1				
		SNB 5	A6	3	3	3	3	3
		HUP 2	A2	1	1	1	1	1
				17*	6	6	6	6
FLT AIR DET	LONDON	R4D 8	A2		2	2	2	2
		R4D 5 6	A2		1	1	1	1
		R4Y 1	A2		1	1	1	1
		SNB 5	A6		3	3	3	3
					7	7	7	7

[redacted]

DECLASSIFIED

TOTAL PROGRAM & NON-PROGRAM AIRCRAFT

TABLE 2 LOCATION OF AIRCRAFT INVENTORY AND PLANNED OPERATING ASSIGNMENTS

BY COMMAND AND UNIT

LANT UNIT	LOCATION	MODEL	INVENTORY STATUS	INVENTORY NO. ON BOARD	PLANNED OPT'G ASSIGNMENTS 30 JUN 1960	30 SEP 1960	31 DEC 1960	31 MAR 1961
SIXTH NAVAL DISTRICT								
NAS JAX	JACKSONVILLE	HRS 3	B	1				
				1*				
TENTH NAVAL DISTRICT								
NAVSTA	TRINIDAD	UF 2	A2		1	1	1	1
		UF 2	A8	1				
				1*	1	1	1	1
NAS GTMO BAY	GTMO BAY	R4D 5 6	A2		1	1	1	1
		R4D 6	A8	1				
		UF 2	A2	2	2	2	2	1
		UF 1	A2					1
		SNB 5	A6	1	1	1	1	1
		T 34B	A8	1	1			
		HRS 3	A2		1	1	1	1
		HUP 2	A2	1				
				6*	6	5	5	5
NAVSTA	ROOSEVLT RDS	R4D 8	A2	2	2	2	2	2
		UF 2	A2	1	2	2	2	2
		UF 1	A8	1				
		SNB 5	A6	1	1	1	1	1
		HRS 3	A2		1	1	1	1
		HUP 2	A2	1				
				6*	6	6	6	6
FIFTEENTH NAVAL DISTRICT								
COM FIFTEEN	PANAMA	R4Y 1	A2		1	1	1	1
		R4Y 1	A8	1				
				1*	1	1	1	1
CV AND AV UTILITY AIRCRAFT								
CVS 9 ESSEX	NORFOLK	TF 1	A2		1	1	1	1
		TF 1	A6	2				
				2*	1	1	1	1
CVA 11 INTREPD	QUONSET PNT	TF 1	A2	1	1	1	1	1
		TF 1	D5	1				
				2*	1	1	1	1
CVS15 RANDOLPH	NORFOLK	TF 1	A2	1	1	1	1	1
				1*	1	1	1	1
LPH 4 BOXER	NORFOLK	HTL 7	A2	1	1	1	1	1
				1*	1	1	1	1
CVS 36 ANTETAM	NEW YORK	TF 1	A2	1	1	1	1	1
				1*	1	1	1	1
CVS 39 CHMPLAN	MAYPORT	TF 1	A2	1	1	1	1	1
				1*	1	1	1	1
CVA 38 SHANGRL	MAYPORT	TF 1	A2	1	1	1	1	1
				1*	1	1	1	1
CVA 42 FDR	MAYPORT	TF 1	A2	1	1	1	1	1
				1*	1	1	1	1
CVA 59 FORSTAL	NORFOLK	TF 1	A2	1	1	1	1	1
				1*	1	1	1	1
CVA 60 SARATOG	NEW YORK	TF 1	A2	2	1	1	1	1
				2*	1	1	1	1
CVS 45 VALYFRG	NORFOLK	TF 1	A2	1	1	1	1	1
				1*	1	1	1	1
CVS 18 WASP	NORFOLK	TF 1	A2	1	1	1	1	1
				1*	1	1	1	1
CVA 62 INDPEND	NORFOLK	TF 1	A2	1	1	1	1	1
				1*	1	1	1	1
AV 5 ALBERMRLE	NORFOLK	UF 1	A2	1	1	1	1	1
				1*	1	1	1	1
MARINE AIR FMF & FORCE AVIATION HDQTR SQDNS								
HS FMFLNT	NORFOLK	R5D 5R	A2	1	1	1	1	1
		R4Y 1	A2		1	1	1	1
		F9F 8T	A4		2	2	2	2
		F9F 8T	A6	2				
		SNB 5	A6	2	2	2	2	2
				5*	6	6	6	6
MARINE FLEET TRAINING SQDNS								
VMT 1	CHERRY POINT	F9F 8T	A2	19	20	20	20	20
		F9F 8T	A4	1				
		F9F 8T	B	1				
		F9F 8T	D5	3				
				24*	20	20	20	20
MARINE CORPS AIR STATIONS								
MCAS	CHERRY PNT	F3H 2	B	3				
				3*				
NAVAL ATTACHES AND MISSIONS LANT								
ATT ATHENS	GREECE	UF 2	A2		1	1	1	1
		UF 1	A8	1				
				1*	1	1	1	1
ATT CAIRO	EGYPT	R4D 5 6	A8		1	1	1	1
		R4D 6	A8	1				
				1*	1	1	1	1
ATT MEXICO CTY	MEXICO	R4D 5 6	A8		1	1	1	1
		R4D 5	A8	1				
				1*	1	1	1	1
ATT NEW DELHI	INDIA	R4D 5 6	A8		1	1	1	1
		R4D 6	A8	1				
				1*	1	1	1	1
ATT OSLO	NORWAY	UF 2	A2		1	1	1	1
		UF 2	A8	1				
				1*	1	1	1	1
ATT CAPETOWN	SO AFRICA	R4D 5 6	A8		1	1	1	1
		R4D 6	A8	1				
				1*	1	1	1	1
ATT TEHRAN	IRAN	R4D 5 6	A8		1	1	1	1
		R4D 6	B5	1				
				1*	1	1	1	1
MISSION ANKARA	TURKEY	R4D 5 6	A8		1	1	1	1
				*	1	1	1	1
MISSION BOGOTA	COLOMBIA	R4D 5 6	A8		1	1	1	1
		R4D 5	A8	1				
				1*	1	1	1	1
MISSION PTAUPR	HAITI	HRS 3	A8	1	1	1	1	1
				1*	1	1	1	1
MISSION LIMA	PERU	R4D 5 6	A8		1	1	1	1
		R4D 5	A2	1				
				1*	1	1	1	1
MISSION QUITO	ECUADOR	R4D 5 6	A8		1	1	1	1
		R4D 6	A8	1				
				1*	1	1	1	1
MISSION RIO DJ	BRAZIL	R4D 6R	A8	1	1	1	1	1
				1*	1	1	1	1
MISSION VLPRSO	CHILE	R4D 5 6	A8		1	1	1	1
		R4D 6	A8	1				
				1*	1	1	1	1
NAV ADV GROUP	BUENOS AIRES	R4D 5 6	A8		1	1	1	1
				*	1	1	1	1
MISSION CUITRU	DOM REP	SNB 5	A8	1	1	1	1	1
				1*	1	1	1	1
PROGRAM OPERATING				1774	1866	1821	1838	1834
OPERATIONAL POOL				279				
TOTAL PROGRAM				2053				
NON PROGRAM (INCLUDING DRONES)				14				
TOTAL INVENTORY				2067				

DECLASSIFIED

[redacted]

TOTAL PROGRAM & NON-PROGRAM AIRCRAFT

TABLE 2 **LOCATION OF AIRCRAFT INVENTORY AND PLANNED OPERATING ASSIGNMENTS**

BY COMMAND AND UNIT

PAC UNIT	LOCATION	MODEL	INVENTORY STATUS	INVENTORY NO ON BOARD	PLANNED OPT'G. ASSIGNMENTS 30 JUN 1960	30 SEP 1960	31 DEC 1960	31 MAR 1961
CARRIER AIR GROUPS								
CVG 2								
VA 23	ALAMEDA	A4D 2	A1	9	6	12	12	12
		FJ 4B	A1	8	6			
		FJ 4B	B7	2				
				19*	12	12	12	12
VF 24	ALAMEDA	F8U 2	A1	14	14	14	14	14
				14*	14	14	14	14
VA 22	ALAMEDA	A4D 2	A1	7	6	12	12	12
		FJ 4B	A1	4	6			
		FJ 4B	B	1				
		FJ 4B	B7	2				
		FJ 4B	G6	1				
				15*	12	12	12	12
VF 21	ALAMEDA	F3H 2	A1	13	14	14	14	14
		F3H 2	D5	3				
				16*	14	14	14	14
VA 25	ALAMEDA	AD 7	A1	12	12	12	12	12
				12*	12	12	12	12
VAH 8	WHDBY ISLAND	A3D 2	A1	3	9	9	9	9
		A3D 2	D5	2				
				5*	9	9	9	9
CVG 5								
VF 51	ABD TICNDRGA	F8U 1	A1				14	14
		F4D 1	A1	8	12	12		
		F4D 1	D5	1				
		F4D 1	HO	2				
				11*	12	12	14	14
VA 52	ABD TICNDRGA	AD 6	A1	10	12	12	12	12
				10*	12	12	12	12
VF 53	ABD TICNDRGA	F3H 2	A1	12	14	14	14	14
				12*	14	14	14	14
VA 55	ABD TICNDRGA	A4D 2	A1	11	12	12	12	12
				11*	12	12	12	12
VA 56	ABD TICNDRGA	A4D 2	A1	12	12	12	12	12
				12*	12	12	12	12
VAH 4	WHDBY ISLAND	A3D 2	A1	12	9	12	14	14
		A3D 2	G6	1				
				13*	9	12	14	14
CVG 9								
VF 91	ABD RANGER	F8U 2	A1	14	14	14	14	14
				14*	14	14	14	14
VF 92	ABD RANGER	F3H 2	A1	14	14	14	14	14
				14*	14	14	14	14
VA 93	ABD RANGER	A4D 2	A1	11	12			
		A4D 2	G5	1				
		A4D 2N	A1			12	12	12
				12*	12	12	12	12
VA 94	ABD RANGER	A4D 2	A1	11	12			
		A4D 2	H6	1				
		A4D 2N	A1			12	12	12
				12*	12	12	12	12
VA 95	ABD RANGER	AD 7	A1	12	12	12	12	12
				12*	12	12	12	12
VAH 6	ABD RANGER	A3D 2	A1	9	12	12	12	12
				9*	12	12	12	12
CVG 11								
VF 111	MIRAMAR	F11F 1	A1	14	14	14	14	
		F11F 1	B7	1				
		F8U 2N	A1					14
				15*	14	14	14	14
VA 112	MIRAMAR	A4D 2	A1	13	12	12	12	12
				13*	12	12	12	12
VA 113	MIRAMAR	A4D 2	A1	12	12	12	12	12
		A4D 2	D5	1				
				13*	12	12	12	12
VF 114	MIRAMAR	F3H 2	A1	12	14	14	14	14
		F3H 2	G6	1				
				13*	14	14	14	14
VA 115	MIRAMAR	AD 7	A1	14	12	12	12	8
		AD 7	G6	1				
		AD 6	A1					4
				15*	12	12	12	12
RCVG 12								
VF 121	MIRAMAR	F3H 2	A4	29	30	30	30	30
		F3H 2	D5	6				
		F4H 1	A4			2	10	10
		F9F 8	A4		23	23	23	23
		F3D 2T2	A1		5	7	8	8
		F3D 2T2	A4	2				
				37*	58	62	71	71
VA 122	NORTH ISLAND	AD 7	A1		7	7	7	7
		AD 7	A4	4				
		AD 6	A1		11	11	11	11
		AD 6	A4	17				
		AD 6	EJ	4				
		AD 5	B7	2				
		T 28B	A4	9	10	10	10	10
				36*	28	28	28	28
VF 124	MOFFETT FLD	F8U 2	A4	3	10	10	10	10
		F8U 2	B7	7				
		F8U 1	A4	17	26	20	10	10
		F8U 1	B7	1				
		F8U 1	D5	1				
		F8U 1	G6	1				
		F8U 1E	A4	6	4	4	4	4
		F8U 1E	D5	1				
		F8U 2N	A4				9	9
		F9F 8T	A1	1				
		F9F 8T	A4	29	27	27	27	27
		F9F 8T	B7	1				
		F9F 8T	D5	1				
		F9F 8T	HN	1				
				70*	67	61	60	60
VA 125	MOFFETT FLD	A4D 2	A4			5	5	5
		A4D 2N	A4	12	12	12	19	24
		A4D 1	A4	11	12	7		
		A4D 1	B	1				
		A4D 1	B7	2				
		A4D 1	D5	3				
				29*	24	24	24	29
VA 126	MIRAMAR	FJ 4	G5	1				
		A4D 1	A4	18	21	24	24	24
		A4D 1	B7	3				
		A4D 1	D5	7				
		FJ 4B	B	2				
		FJ 4B	B7	5				
		F9F 8T	A4	23				
		F9F 8T	B7	2				
		F9F 8T	D5	2				
				63*	21	24	24	24
VAH 123	WHDBY ISLAND	A3D 2P	A1		2	1		
		A3D 2P	A4	2				
		A3D 2T	A4	4				
		A3D 2T	A5		4	4	4	4
		A3D 1	A4	10				
		A3D 1	A5		10	10	10	10
		A3D 1	D5	2				
		A3D 1	G5	1				
		F9F 8T	A4	5	5	5	5	5
				24*	21	20	19	19

[redacted]

DECLASSIFIED

[redacted]

TOTAL PROGRAM & NON-PROGRAM AIRCRAFT

TABLE 2 **LOCATION OF AIRCRAFT INVENTORY AND PLANNED OPERATING ASSIGNMENTS**

BY COMMAND AND UNIT

PAC UNIT	LOCATION	MODEL	INVENTORY STATUS	INVENTORY NO ON BOARD	PLANNED OPT'G. ASSIGNMENTS 30 JUN 1960	30 SEP 1960	31 DEC 1960	31 MAR 1961
CVG 14								
VF 141	ABD ORISKANY	F3H 2	A1	12	14	14	14	14
				12*	14	14	14	14
VF 142	ABD ORISKANY	F8U 2	A1	12	14	14	14	14
				12*	14	14	14	14
VA 144	ABD ORISKANY	A4D 2N	A1				12	12
		FJ 4B	A1	12	12	12		
				12*	12	12	12	12
VA 145	ABD ORISKANY	AD 6	A1	10	12	12	12	12
				10*	12	12	12	12
VA 146	ABD ORISKANY	A4D 2N	A1				12	12
		FJ 4B	A1	11	12	12		
		FJ 4B	H0	1				
				12*	12	12	12	12
CVG 15								
VF 151	MOFFETT FLD	F3H 2	A1	11	14	14	14	14
		F3H 2	D5	2				
		F3H 2	G6	2				
				15*	14	14	14	14
VA 152	MOFFETT FLD	AD 6	A1	12	12	12	12	12
				12*	12	12	12	12
VA 153	MOFFETT FLD	A4D 2	A1	10	12	12	12	12
		A4D 2	D5	2				
				12*	12	12	12	12
VF 154	MOFFETT FLD	F8U 1E	A1	9	14	14	14	14
		F8U 1E	B	1				
		F8U 1E	D5	3				
		F8U 1E	G6	2				
				15*	14	14	14	14
VA 155	MOFFETT FLD	A4D 2	A1	11	12	12	12	12
		A4D 2	D5	1				
				12*	12	12	12	12
VAH 2	WHDBY ISLAND	A3D 2	A1	9	12	12	12	12
		A3D 2	G5	1				
				10*	12	12	12	12
CVG 19								
VF 191	ABD RICHARD	F8U 1	A1	2	14	14	14	14
		F11F 1	A1	6				
				8*	14	14	14	14
VA 192	ABD RICHARD	A4D 2	A1	3				
		A4D 2	D5	4				
		A4D 2N	A1	4	12	12	12	12
				11*	12	12	12	12
VF 193	MOFFETT FLD	F3H 2	A1	14	14	14	14	14
				14*	14	14	14	14
VA 195	MOFFETT FLD	A4D 2N	A1	7	12	12	12	12
				7*	12	12	12	12
VA 196	MOFFETT FLD	AD 6	A1	9	12	12	12	12
		AD 6	F1	2				
				11*	12	12	12	12
VAH 4 F	ABD ORISKANY	A3D 2	A1	6				
				6*				
VAH 4 N	ABD TICNDRGA	A3D 2	A1	3				
				3*				
VAH 7	ABD KITTYHWK	A3D 2	A1				6	6
				*			6	6
CVG 21								
VF 211	MOFFETT FLD	F8U 1	A1	13	14	14	14	14
		F8U 1	H6	1				
				14*	14	14	14	14
VA 212	ABD LEXINGTN	FJ 4B	A1	12	12	12	12	12
		FJ 4B	B7	2				
				14*	12	12	12	12
VF 213	MOFFETT FLD	F3H 2	A1	13	14	14	14	14
		F3H 2	D5	2				
				15*	14	14	14	14
VA 215	MOFFETT FLD	AD 6	A1	11	12	12	12	12
				11*	12	12	12	12
VA 216	MOFFETT FLD	FJ 4B	A1	12	12	12	12	12
		FJ 4B	G6	1				
				13*	12	12	12	12

PAC UNIT	LOCATION	MODEL	INVENTORY STATUS	INVENTORY NO ON BOARD	PLANNED OPT'G ASSIGNMENTS 30 JUN 1960	30 SEP 1960	31 DEC 1960	31 MAR 1961
COMPOSITE PHOTOGRAPHIC SQDNS								
VCP 61	AGANA	F8U 1P	A1	6	12	12	12	12
		A3D 2P	A1	6	6	6	6	6
		F9F 8T	A4	1	1	1	1	1
		SNB 5P	C9	1				
				14*	19	19	19	19
DET B	ABD RANGER	F8U 1P	A1	3				
				3*				
DET F	ABD RANGER	F8U 1P	A1	3				
				3*				
VCP 63	MIRAMAR	F8U 1P	A1	17	20	20	20	20
		F8U 1P	G6	1				
		A3D 2P	A1	4	3	3	3	3
		F9F 8T	A4	2	3	3	3	3
				24*	26	26	26	26
DET F	MIRAMAR	F8U 1P	A1	2				
				2*				
AIR EARLY WARNING SQDNS								
VAW 11	NORTH ISLAND	AD 5	B7	1				
		AD 5Q	A1	13	8	8	8	8
		TF 1Q	A1	2	2	2	2	2
		WF 2	A1	8	18	16	17	14
		AD 5W	A1	17	20	20	20	20
		S2F 2	A1	2				
				43*	48	46	47	44
DET F	BARBERS PNT	AD 5Q	A1	2				
				2*				
DET T	ABD YORKTOWN	AD 5W	A1	4				
				4*				
VAW 13	AGANA	AD 5Q	A1	4	8	8	8	8
		WF 2	A1			3	6	12
		AD 5W	A1	8	9	9	3	
				12*	17	20	17	20
DET M	ABD RANGER	AD 5Q	A1	2				
		AD 5W	A1	3				
				5*				
INTERCEPTOR SQDN								
VFAW 3	NORTH ISLAND	F3D 2	A4	1				
		F4D 1	A1	22	25	25	25	25
		F4D 1	B7	5				
		F4D 1	D5	2				
		F3D 2T2	A1	1				
		SNB 5	A8	1				
				32*	25	25	25	25
GUIDED MISSLE SERVICE SQDN								
GMSRON 1	BARBERS PNT	FJ 3D	A1	8	8	8	8	8
		F9F 5KD	A1	5	3	3	3	3
		TV 2D	A2	3	3	3	3	3
				16*	14	14	14	14
DET S	NAHA	F9F 5KD	A1	2	2	2	2	2
				2*	2	2	2	2
DET Z	POINT MUGU	FJ 4	A1	1	1	1	1	1
		FJ 3D	A1	4	4	4	4	4
		F9F 5KD	A1	2				
		TV 2D	A2	3	3	3	3	3
				10*	8	8	8	8
FLEET AIR RECONNAISSANCE SQDNS								
VQ 1	IWAKUNI	A3D 2Q	A1	6	8	9	9	9
		A3D 1Q	A1		1	1	1	1
		P4M 1Q	A1	2				
		WV 2Q	A1	3	3	3	3	3
		F9F 8T	A4	1				
		F9F 8T	A6		1	1	1	1
				12*	13	14	14	14

[redacted]

DECLASSIFIED

[redacted]

TOTAL PROGRAM & NON-PROGRAM AIRCRAFT

TABLE 2 LOCATION OF AIRCRAFT INVENTORY AND PLANNED OPERATING ASSIGNMENTS

BY COMMAND AND UNIT

PAC UNIT	LOCATION	MODEL	INVENTORY STATUS	INVENTORY NO. ON BOARD	PLANNED OPT'G ASSIGNMENTS 30 JUN 1960	30 SEP 1960	31 DEC 1960	31 MAR 1961
CARRIER ANTI SUBMARINE SQDNS								
VS 21	NORTH ISLAND	S2F 2	A1	4				
		S2F 1	A1	2	10	10	10	10
		S2F 1	D5	1				
		S2F 1S	A1	4				
		S2F 1S	D5	3				
				14*	10	10	10	10
VS 23	ABD YORKTOWN	S2F 3	A1			2	6	10
		S2F 1	A1	9	20	8	4	
		S2F 1	B7	1				
		S2F 1S	A1	11				
				21*	20	10	10	10
VS 25	LOS ALAMITOS	S2F 1	A1			10	10	10
				*		10	10	10
VS 29	NORTH ISLAND	S2F 2	A1	4				
		S2F 1	A1	2	10	10	10	10
		S2F 1	B7	1				
		S2F 1S	A1	3				
		S2F 1S	D5	4				
				14*	10	10	10	10
VS 33	NORTH ISLAND	S2F 2	A1		2			
		S2F 2	D5	2				
		S2F 1	A1	2	8	10	10	10
		S2F 1S	A1	6				
		S2F 1S	D5	2				
				12*	10	10	10	10
VS 35	LOS ALAMITOS	S2F 1	A1					10
				*				10
VS 37	ABD HORNET	S2F 1	A1	7	20	20	20	10
		S2F 1	B7	2				
		S2F 1S	A1	13				
				22*	20	20	20	10
VS 38	NORTH ISLAND	S2F 2	A1	2	2	2		
		S2F 1	A1	1	8	8	10	10
		S2F 1	B7	1				
		S2F 1S	A1	7				
		S2F 1S	D5	1				
				12*	10	10	10	10
VS 41	NORTH ISLAND	S2F 2	A4		6	6	4	
		S2F 1	A4		3	3	5	9
				*	9	9	9	9
HELICOPTER ANTI SUBMARINE SQDNS								
HS 2	ABD HORNET	HSS 2	A1				1	3
		HSS 1	A1	15	15	15	6	
		HSS 1N	A1				9	8
				15*	15	15	16	11
HS 4	ABD YORKTOWN	HSS 2	A1			3	3	5
		HSS 1N	A1	15	15	12	12	10
				15*	15	15	15	15
HS 6	REAM FIELD	HSS 1	A1	11	10	6		
		HSS 1N	A1	1	1	9	15	15
				12*	11	15	15	15
HS 8	REAM FLD	HSS 1	A1	14	14	15	15	15
				14*	14	15	15	15
HS 10	NORTH ISLAND	HSS 1	A4		9	9	9	
		HSS 1N	A4					9
				*	9	9	9	9
PATROL SQDNS LAND PLANE								
VP 1	WHDBY ISLAND	P2V 7S	A1	11	11	11	11	11
				11*	11	11	11	11
VP 2	WHDBY ISLAND	P2V 7	A1	2	2			
		P2V 7S	A1	8	9	11	11	11
				10*	11	11	11	11
VP 4	NAHA	P2V 5	A1		7	5		
		P2V 5F	A1	10				
		P2V 5F	D5	1				
		P2V 5S	A1	1	4	6	11	11
				12*	11	11	11	11
VP 6	IWAKUNI	P2V 5S	A1	11	11	11	11	11
				11*	11	11	11	11
VP 9	ALAMEDA	P2V 7	A1	3	2			
		P2V 7S	A1	8	9	11	11	11
				11*	11	11	11	11
VP 17	WHDBY ISLAND	P2V 7S	A1	9	11	11	11	11
		P2V 5F	A1	3				
				12*	11	11	11	11
VP 19	KODIAK	P2V 7	A1	1				
		P2V 7S	A1	11	11	11	11	11
				12*	11	11	11	11
VP 22	BARBERS PNT	P2V 5F	A1	2				
		P2V 5S	A1	10	11	11	11	11
				12*	11	11	11	11
VP 28	IWAKUNI	P2V 5S	A1	11	11	11	11	11
				11*	11	11	11	11
PATROL SQDNS SEA PLANE								
VP 40	SANGLEY PNT	P5M 2S	A1				1	11
		P5M 1	A1	10	12	12	10	
		P5M 1	G5	1				
		P5M 1	I9	1				
				12*	12	12	11	11
VP 42	NORTH ISLAND	P5M 2S	A1		2	9	9	9
		P5M 1	A1	9	8	1		
				9*	10	10	9	9
VP 46	NORTH ISLAND	P5M 1	A1	10	10	6	4	3
		P5M 1S	A1			4	6	7
				10*	10	10	10	10
VP 47	ALAMEDA	P5M 2	A1	11	10	5		
		P5M 2	EJ	1				
		P5M 2S	A1		2	5	9	9
				12*	12	10	9	9
VP 48	NORTH ISLAND	P5M 2	A1	2				
		P5M 2S	A1	8	10	10	10	10
				10*	10	10	10	10
VP 50	WHDBY ISLAND	P5M 2S	A1	10	11	11	11	11
		P5M 2SX	A1	1				
				11*	11	11	11	11
VP 31	NORTH ISLAND	P2V 7S	A1				5	5
		P2V 5	A4		9	4		
		P2V 5S	A4				4	4
		P5M 1	A4		4	6	6	6
				*	13	10	15	15
FLEET AIR EARLY WARNING SQDNS								
VW 1	AGANA	WV 2	A2	13	9	9	9	9
		R7V 1	A5	1				
				14*	9	9	9	9
VW 3	AGANA	WV 2	A1		9			
		WV 2	A2	5				
				5*	9			
BARRIER SQUADRONS DISTANT WARNING								
AEWBARRONPAC	BARBERS PNT	WV 2	A2	25	25	25	25	25
		WV 2	D9	8				
		R7V 1	A5	5	5	5	5	5
				38*	30	30	30	30
HELICOPTER RECONNAISSANCE SAR SQDNS								
HU 1	REAM FLD	HO4S 3	A2	1	1	1	1	1
		HRS 3	A1		4	6	6	6
		HRS 3	A2	3				
		HUS 1	A2	3	2	2	2	2
		HU2K 1	A2				2	2
		HUL 1	A2	6	6	6	6	6
		HUL 1	EJ	1				
		HUP 3	A2		7	12	15	18
		HUP 2	A1		8	6	4	
		HUP 2	A2	16				
		HTL 7	A2	7				
		HTL 7	A4		7	7	6	6
				37*	35	40	42	41
DET 1	OPPAMA	HRS 3	A2	1				
		HUP 3	A2					2
		HUP 2	A1	1				
		HUP 2	A2	13	2	2	2	
				15*	2	2	2	2
UNIT 1	ABD HELENA	HUP 2	A1		1			
				*	1			
UNIT 2	ABD MAURY	HRS 3	A1		1			
				*	1			
UNIT 3	ABD LST 802	HUP 2	A1		1			
				*	1			
UNIT 7	ABD ST PAUL	HUP 2	A1		1			
				*	1			

[redacted]

DECLASSIFIED

[redacted]

TOTAL PROGRAM & NON-PROGRAM AIRCRAFT

TABLE 2 LOCATION OF AIRCRAFT INVENTORY AND PLANNED OPERATING ASSIGNMENTS

BY COMMAND AND UNIT

PAC UNIT	LOCATION	MODEL	INVENTORY STATUS	INVENTORY NO. ON BOARD	PLANNED OPT'G. ASSIGNMENTS 30 JUN 1960	30 SEP 1960	31 DEC 1960	31 MAR 1961
HU 1 UNIT 12	NAVY 824	HRS 3	A1		1			
				*	1			
				1	1			
UNIT 5 60	ABD ROCHESTR	HUP 2	A2		2	2		
				*	2	2		
DET B	ABD TICNDRGA	HUP 2	A2		2	2		
				*	2	2		
DET C	ABD HANCOCK	HUP 2	A2			2	2	
				*		2	2	
DET D	ABD CORALSEA	HUP 3	A2				2	2
				*			2	2
DET F	ABD ORISKANY	HUP 2	A2		2	2		
				*	2	2		
DET L	ABD LEXINGTN	HUP 2	A2				2	2
				*			2	2
DET M	ABD RANGER	HUP 2	A2		2			
				*	2			
FLEET TACTICAL SUPPORT SQDNS								
VR 21	BARBERS PNT	R6D 1	A2	8	12	12	12	12
		R6D 1Z	A2	2	2	2	2	2
		R5D 2Z	A2	1	1	1	1	1
				11*	15	15	15	15
DET	NORTH ISLAND	R5D 5Z	A2	1	1	1	1	1
		R4Y 1	A2	3	3	3	3	3
		TF 1	A2	3	4	4	4	4
		TF 1	D5	1				
				8*	8	8	8	8
DET	ATSUGI	R5D 2Z	A2	1	1	1	1	1
		TF 1	A2	7	7	7	7	7
		TF 1	D5	1				
				9*	8	8	8	8
MARINE HEADQUARTERS SQDNS								
MARS 17	IWAKUNI	R5D 2 3	A2		2	2	2	2
		R5D 3	A2	1				
		R5D 3	D3	1				
		R4D 8	A2	3	4	4	4	4
		F9F 8T	A6	8	5	5	5	5
		SNB 5	A4	3				
		SNB 5	A6		3	3	3	2
		HRS 3	A1		2	2	2	2
		HRS 3	A2	2				
		HUK 1	A2	2				
				20*	16	16	16	15
H&MS 11	CUBI PNT	F8U 1	B7	3				
		F4D 1	B7	1				
		F4D 1	D5	4				
		R4D 8	A2	1	1	1	1	1
		F9F 8T	A2		2	2	2	2
		F9F 8T	A4	3				
				12*	3	3	3	3
H&MS 12	IWAKUNI	A4D 2	B7	2				
		R4D 8	A2	1	1	1	1	1
		F9F 8T	A2		2	2	2	2
		F9F 8T	A4	3				
				6*	3	3	3	3
H&MS 13	KANEOHE	F8U 1	B7	1				
		FJ 4	B7	4				
		FJ 4B	B7	1				
		R5D 4R	A2	1	1	1	1	1
		R4D 6	A2	1				
		F9F 8T	A2		3	3	3	3
		F9F 8T	A4	3				
				11*	4	4	4	4
H&MS 15	EL TORO	R4D 5 6	A2		1	1	1	1
		R4D 5	A2	1				
		F9F 8T	A2		3	3	3	3
		F9F 8T	A4	3				
				4*	4	4	4	4
H&MS 16	FUTEMA	HUS 1	EJ	4				
		HUS 1	EY	1				
		HUS 1A	A2	3	3	3	3	3
				8*	3	3	3	3
MARS 37	EL TORO	R5D 4R	A2	1	1	1	1	1
		R4D 8	A2	2	2	2	2	2
		R4D 5 6	A2		1	1	1	1
		R4D 6	A2	1				
		R4D 5	A2	1				
		TV 2	A6	3				
		F9F 8T	A6	5	4	4	4	4
		F9F 8T	D5	1				
		SNB 5	A6	1				
				15*	8	8	8	8
H&MS 33	EL TORO	R4D 5 6	A2		1	1	1	1
		R4D 6	A2	1				
		F9F 8T	A2		3	3	3	3
		F9F 8T	A4	3				
				4*	4	4	4	4
H&MS 36	SANTA ANA	HUS 1	A1	16				
		HUS 1A	A2		1	1	1	1
				16*	1	1	1	1
MARINE FIGHTER SQDNS								
VMF 232	KANEOHE	F8U 1	A1	1				
		F8U 1E	A1	7	20	20	20	20
		F8U 1E	D5	8				
		F8U 1E	FE	3				
				19*	20	20	20	20
VMF 251	CUBI PNT	F8U 2	B7	1				
		F8U 1E	A1	14	20	20	20	20
		F8U 1E	D5	6				
				21*	20	20	20	20
VMF 323	EL TORO	F8U 1	A1	16	20	20	20	20
		F8U 1	B7	1				
		F8U 1	D5	2				
				19*	20	20	20	20
VMF 334	EL TORO	F8U 1	A1	17	20	20	20	20
		F8U 1	B7	1				
		F8U 1	D5	2				
		F8U 1	G6	1				
				21*	20	20	20	20
VMF 451	EL TORO	F8U 2	A1	20	20	20	20	20
		F8U 2	B7	4				
				24*	20	20	20	20
MARINE ALL WEATHER FIGHTER SQDNS								
VMFAW 314	ATSUGI	F4D 1	A1	16	20	20	20	20
		F4D 1	D5	4				
		F4D 1	Q1	1				
				21*	20	20	20	20
VMFAW 513	EL TORO	F4D 1	A1	18	20	20	20	20
		F4D 1	D5	2				
				20*	20	20	20	20
VMFAW 531	CUBI PNT	F4D 1	A1	20	20	20	20	20
				20*	20	20	20	20
VMFAW 542	CUBI PNT	F4D 1	A1	20	20	20	20	20
				20*	20	20	20	20
MARINE ATTACK SQDNS								
VMA 121	IWAKUNI	A4D 2	A1	17	20	20	20	20
		A4D 2	D5	3				
				20*	20	20	20	20
VMA 211	EL TORO	A4D 2N	A1	19	20	20	20	20
		A4D 1	A1	2				
		A4D 1	D5	7				
				28*	20	20	20	20
VMA 212	KANEOHE	FJ 4B	A1	22	20	20	20	20
				22*	20	20	20	20
VMA 214	KANEOHE	FJ 4B	A1	21	20	20	20	20
				21*	20	20	20	20
VMA 223	EL TORO	FJ 4	D5	1				
		A4D 2N	A1					20
		FJ 4B	A1	20	20	20	20	
		FJ 4B	B7	3				
				24*	20	20	20	20
VMA 311	EL TORO	A4D 2	A1	17	20	20	20	20
		A4D 2	D5	3				
				20*	20	20	20	20
VMA 332	IWAKUNI	A4D 2	A1	19	20	20	20	20
				19*	20	20	20	20

[redacted]

DECLASSIFIED

[redacted]

TABLE 2 LOCATION OF AIRCRAFT INVENTORY AND PLANNED OPERATING ASSIGNMENTS

BY COMMAND AND UNIT

PAC UNIT	LOCATION	MODEL	INVENTORY STATUS	INVENTORY NO. ON BOARD	PLANNED OPT'G ASSIGNMENTS 30 JUN 1960	30 SEP 1960	31 DEC 1960	31 MAR 1961
MARINE COMPOSITE PHOTOGRAPHIC SQDNS								
VMCJ 1	IWAKUNI	F8U 1P	A1	6	6	6	6	6
		F8U 1P	B	1				
		F8U 1P	G6	1				
		F3D 2Q	A1	7	6	6	6	6
				15*	12	12	12	12
VMCJ 3	EL TORO	F8U 1P	A1	11	12	12	12	12
		F8U 1P	B7	2				
		F8U 1P	G5	1				
		F3D 2Q	A1	6	9	9	9	9
		F3D 2T2	A1	2				
				22*	21	21	21	21
MARINE TRANSPORT SQDNS								
VMR 253	IWAKUNI	R5D 2 3	A2		8	8	8	8
		R5D 3	A2	6				
		R5D 2	A2	2				
		R5D 2	D3	2				
		R4Q 2	A2	8	8	8	8	8
		R4Q 2	D3	2				
				20*	16	16	16	16
VMR 352	EL TORO	R5D 2 3	A2		10	10	8	7
		R5D 5	G6	1				
		R5D 3	A2	8				
		R5D 3	G6	2				
		R5D 2	A2	4				
		R5D 2	G6	1				
		R4Q 2	A2	5	5	5	5	5
		GV 1	A2				1	1
				21*	15	15	14	13
MARINE HELICOPTER TRANSPORT SQDNS								
HMRL 161	KANEOHE	OE 1	A2	3				
		HUS 1	A1	7	12	12	12	12
		HUS 1	HO	1				
				11*	12	12	12	12
HMRL 364	SANTA ANA	HUS 1	A1				5	5
				*			5	5
HMRL 162	FUTEMA	HUS 1	A1	24				
				24*				
HMRL 163	SANTA ANA	HUS 1	A1	9	24	24	24	24
		HUS 1	G6	1				
				10*	24	24	24	24
HMRL 261	FUTEMA	HUS 1	A1		24	24	24	24
				*	24	24	24	24
HMRL 361	SANTA ANA	HUS 1	A1	35	24	24	24	24
		HUS 1A	A1	1				
				36*	24	24	24	24
HMRL 362	FUTEMA	HUS 1	A1	13	24	24	24	24
				13*	24	24	24	24
HMRL 363	EL TORO	HRS 3	A1	18	20	20	20	20
				18*	20	20	20	20
HMRM 462	SANTA ANA	HR2S 1	AJ	1				
		HR2S 1	A1	13	14	14	14	14
				14*	14	14	14	14
MARINE OBSERVATION SQDNS								
VMO 2	SUKIRON	OE 1	A1		10	10	10	10
		OE 1	A2	13				
		HOK 1	AK	2				
		HOK 1	A1		12	12	12	12
		HOK 1	A2	8				
				23*	22	22	22	22
VMO 6	CAMP PENDLET	OE 2	A1	10	12	12	12	12
		HOK 1	A1	7	12	12	12	12
				17*	24	24	24	24
OPERATIONAL TEST AND EVALUATION FORCE								
VX 4	POINT MUGU	F8U 2N	A4				2	2
		F3H 2	A9	1	3	1		
		F3H 2	B	1				
		F3H 2	D5	2				
		F4H 1	A9			4	4	4
		F4D 1	A1		3	3	3	3
		F4D 1	A9	2				
		F4D 1	B7	1				
		A4D 2	A9	1	1	1	1	1
		A4D 1	A9	1	1	1		
		F9F 8T	A6	1	1	1	1	1
		F3D 2T2	A1		1	1	1	1
		F3D 2T2	G5	1				
		SNB 5	A6	1	1	1	1	1
		F9F 6K	A9	6				
				18*	11	13	13	13
VX 5	CHINA LAKE	A4D 2	A9	2	2	2	2	2
		A4D 2N	A9	4	4	4	4	4
		A4D I	A9	1	1	1		
		FJ 4B	A9	1	2	2	2	1
		A3D 2	A9	1	1	1	1	1
		F9F 8T	A6	1	1	1	1	1
		SNB 5	A6	1	1	1	1	1
				11*	12	12	11	10
FLEET AIRCRAFT SERVICE SQDNS								
FASRON 4	NORTH ISLAND	AD 6	G6	1				
		AD 5	A6	1				
		R4D 8	G6	1				
		TF 1	D5	1				
		TV 2	A6	5	8			
		F9F 8T	A6	2				
		SNB 5	A6	8	5			
		SNB 5P	A6	1				
				20*	13			
FASRON 110	NORTH ISLAND	P5M 1	B	1				
		P5M 1	G6	1				
		SNB 5	A6	2				
				4*				
FASRON 114	KODIAK	UF 2	A2	1	1			
				1*	1			
FASRON 117	BARBERS PNT	TF 1	A2	1				
		F9F 8T	A6	2	3			
		SNB 5	A6	9	7			
		HRS 3	C9	2				
				14*	10			
FLEET UTILITY AND DRONE CONTROL SQDNS								
VU 1	BARBERS PNT	F9F 6D	A8	1				
		FJ 3D2	A8	4	4	4	4	4
		AD 5	A2		6	6	6	6
		AD 5	A8	7				
		F9F 8T	A4		1	1	1	1
		F9F 8T	A8	1				
		SNB 5P	A8	1	1	1	1	1
		HUK 1	A8	1	1	1	1	1
		HUP 2	A8	1	1	1	1	1
				16*	14	14	14	14
VU 3	BROWN FIELD	FJ 3D2	A8	4	5	5	5	5
		FJ 3D2	D5	1				
		P2V 5FD	A8	1	1	1	1	1
		JD 1D	A8	6	6	6	4	4
		T 28BD	A8	3	2	2	2	2
				15*	14	14	12	12
VU 5	ATSUGI	FJ 4	A8	5	5	5	5	5
		FJ 3D2	A8	4				
		JD 1	A8	3	4	4	4	4
		F9F 8T	A8	2				
		SNB 5P	A8		1	1	1	1
		SNB 5P	G6	1				
		HUS 1A	A2		1	1	1	1
				15*	11	11	11	11
DET A	CUBI PNT	AD 5	A2		3	3	3	3
		AD 5	A8	2				
		JD 1	A8	1				
				3*	3	3	3	3
DET B	NAHA	FJ 3D2	A8		4	4	4	4
		P2V 5FD	A8	1	1	1	1	1
		SNB 5P	B7	1				
		HUS 1A	A8	1				
				3*	5	5	5	5
VU 7	BROWN FIELD	FJ 4	A8	13	12	12	12	12
		FJ 4	B7	7				
		FJ 4	D5	1				
		R4D 5 6	A8		1	1	1	1
		R4D 5	A8	1				
		JD 1	A8	10	10	10	10	10
		SNB 5P	A8	2	2	2	2	2
				34*	25	25	25	25

[redacted]

DECLASSIFIED

TOTAL PROGRAM & NON-PROGRAM AIRCRAFT

TABLE 2 **LOCATION OF AIRCRAFT INVENTORY AND PLANNED OPERATING ASSIGNMENTS**

BY COMMAND AND UNIT

PAC UNIT	LOCATION	MODEL	INVENTORY STATUS	INVENTORY NO ON BOARD	PLANNED OPT'G. ASSIGNMENTS 30 JUN 1960	30 SEP 1960	31 DEC 1960	31 MAR 1961
AIRCRAFT FERRY SQUADRONS								
VRF 32	NORTH ISLAND	R4D 8	A2	1				
		R4D 6	A2	1				
				2*				
FLEET BASES OVERSEAS								
NAS	AGANA	R5D 2 3	A2		1	1	1	1
		R5D 3	A2	1				
		UF 2	A2	2	2	2	2	2
		UF 1	A2	1	1	1	1	1
		SNB 5	A6	1	1	1	1	1
		HUK 1	A2	2	3	3	3	3
				7*	8	8	8	8
NAS	ATSUGI	F11F 1	B	2				
		F3H 2	B	2				
		AD 7	B	1				
		AD 6	B	3				
		R4D 8	A2	1	1	1	1	1
		UF 1	A2		3	3	3	3
		F9F 8T	A6		7	7	7	7
		SNB 5	A6	7	7	7	7	6
		SNB 5	B	1				
		HRS 3	A1		2	2	2	2
		HUK 1	A2		1	1	1	1
		HUP 2	A2	2				
				19*	21	21	21	20
NAS CUBI PNT	CUBI PNT	F11F 1	FE	2				
		FJ 4B	B	2				
		AD 7	B	1				
		AD 5W	F6	1				
		R4D 6	A	1				
		UF 2	A2	1	1	1	1	1
		F9F 8T	A6	2	2	2	2	2
		SNB 5	A6	4	3	3	3	3
		HUK 1	A2	2	2	2	2	2
				16*	8	8	8	8
NAF	NAHA	UF 1	A2	2	2	2	2	2
		SNB 5	A6	3	3	3	3	3
				5*	5	5	5	5
NAF	OPPAMA	F8U 1E	D5	1				
		F8U 1E	G6	1				
		F3H 2	EV	1				
		F3H 2	FE	1				
		F3H 2	Z	1				
		F4D 1	A	1				
		F4D 1	D5	2				
		F4D 1	G6	1				
		F8U 1P	FE	4				
		F8U 1P	G6	1				
		A4D 2	B	2				
		A4D 2	D5	2				
		UF 1	A2	3				
		UF 1	D1	2				
		SNB 5	D1	1				
		HOK 1	D1	4				
		HUS 1	B	2				
		HUS 1	D1	10				
		HUK 1	D1	1				
		HUP 2	B	1				
		HUP 2	D1	3				
				45*				
NAVSTA	SANGLEY PNT	R5D 2 3	A2		1	1	1	1
		R5D 2	A8	1				
		R4D 5 6	A2		2	2	2	2
		R4D 6	A8	2				
		UF 1	A2	1				
		SNB 5	A6	2	1	1	1	1
		HUK 1	A2	1	1	1	1	1
				7*	5	5	5	5
COMSEVENTH FLT	TAIWAN	R4D 8Z	A2	1	1	1	1	1
				1*	1	1	1	1
COMNAVFORJAPAN	YOKOSUKA	R4D 8	A2	1	1	1	1	1
				1*	1	1	1	1
COMNAVFORKOREA	SEOUL	SNB 5	A8	2	2	2	2	2
				2*	2	2	2	2
FL AIR DET	IWAKUNI	UF 2	A2			1	1	1
		UF 1	A2		1			
		SNB 5	A6		2	2	2	2
				*	3	3	3	3
NAVAL BASES AND NAVAL AIR STATIONS								
NAS ALAMEDA	ALAMEDA	F8U 1	C9	5				
		F8U 1E	C9	4				
		FJ 4	A	2				
		FJ 4	C	2				
		FJ 4	G5	1				
		FJ 4	G6	6				
		F4D 1	C9	3				
		F8U 1P	C9	1				
		FJ 3D	C9	1				
		FJ 3D2	C9	1				
		A4D 1	D5	2				
		A4D 1	E5	2				
		FJ 4B	C9	3				
		FJ 4B	G5	2				
		A3D 1Q	D5	1				
		A3D 2	G6	1				
		A3D 2	HO	1				
		AD 5	C9	1				
		R4D 5	C9	1				
		UF 2	C9	3				
		F9F 8T	C9	2				
		SNB 5	C9	2				
		HRS 3	C9	2				
		HUS 1	C9	9				
				58*				
NAS NORTH ISL	NORTH ISLAND	F3H 2	D5	1				
		F4D 1	B	1				
		TV 2	B	1				
		TV 2	EY	1				
				4*				
NAS MIRAMAR	MIRAMAR	F8U 2	G6	1				
		F11F 1	B	1				
		F3H 2	D5	1				
		F3H 2	G6	1				
		AD 5	B7	1				
				5*				
NAS MOFFETT	MOFFETT FLD	F8U 2	B	12				
		F8U 1	B	2				
				14*				
FOURTEENTH NAVAL DISTRICT								
NAVSTA 14 ND	KWAJALEIN	UF 2	A2	2	5	5	5	5
		UF 1	A2	2				
				4*	5	5	5	5
NAS 14 NAVDST	BARBERS PNT	R5D 2 3	A2		1	1	1	1
		R5D 3	A2	2				
		R4D 8	A2	1	1	1	1	1
		F9F 8T	A6			3	3	3
		SNB 5	A6		2	9	9	8
		HUK 1	A2	2	2	2	2	2
				5*	6	16	16	15
NAVSTA 14 ND	MIDWAY	UF 2	A2	2	3	3	3	3
		UF 1	A2	1				
		HUK 1	A2		1	1	1	1
				3*	4	4	4	4
NAS 14 NAVDST	PEARL HARBOR	SNB 5	A6	1				
				1*				
SEVENTEENTH NAVAL DISTRICT								
NAVSTA 17 ND	ADAK	UF 2	A2	2	2	2	2	2
		UF 2	HO	1				
				3*	2	2	2	2
NAVSTA 17 ND	KODIAK	R5D 2 3	A2		2	2	2	2
		R5D 3	A8	2				
		UF 2	A2			1	1	1
				2*	2	3	3	3

DECLASSIFIED [redacted]

TOTAL PROGRAM & NON-PROGRAM AIRCRAFT

TABLE 2 LOCATION OF AIRCRAFT INVENTORY AND PLANNED OPERATING ASSIGNMENTS

BY COMMAND AND UNIT

PAC UNIT	LOCATION	MODEL	INVENTORY STATUS	INVENTORY NO ON BOARD	PLANNED OPT'G. ASSIGNMENTS 30 JUN 1960	30 SEP 1960	31 DEC 1960	31 MAR 1961
CV AND AV UTILITY AIRCRAFT								
CVA 61 RANGER	ALAMEDA	TF 1	A2	1	1	1	1	1
				1*	1	1	1	1
LPH 5 PRINCETN	PT HUENEME	HRS 3	A2	1				
				1*				
LPH 6 THETIS B	LOS ANGELES	HUS 1	A6	1				
				1*				
CVA 31 RICHARD	ALAMEDA	TF 1	A2	1	1	1	1	1
				1*	1	1	1	1
CVS 33 KERSRGE	LONG BEACH	TF 1	A2	1	1	1	1	1
		TF 1	D5	1				
				2*	1	1	1	1
CVS 12 HORNET	BREMERTON	TF 1	A2	1	1	1	1	1
				1*	1	1	1	1
CVS 20 BENNING	SAN DIEGO	TF 1	A2		1	1	1	1
		TF 1	HO	1				
				1*	1	1	1	1
CVS 10 YORKTWN	BREMERTON	TF 1	A2	1	1	1	1	1
				1*	1	1	1	1
CVA 14 TCNDRGA	ALAMEDA	TF 1	A2	1	1	1	1	1
				1*	1	1	1	1
CVA 16 LEXIGTN	LOS ANGELES	TF 1	A2	1	1	1	1	1
				1*	1	1	1	1
CVA 19 HANCOCK	SAN DIEGO	TF 1	A2	1	1	1	1	1
				1*	1	1	1	1
CVA 34 ORISKNY	ALAMEDA	TF 1	A2	1	1	1	1	1
				1*	1	1	1	1
CVA 38 SHANGRL	SAN DIEGO	TF 1	A2		1	1	1	1
				*	1	1	1	1
CVA 41 MIDWAY	ALAMEDA	TF 1	A2	1	1	1	1	1
		TF 1	FE	1				
				2*	1	1	1	1
CVA 43 CRL SEA	ALAMEDA	TF 1	A2	1				
				1*				
MARINE AIR FMF & FORCE AVIATION HQTRS SQDN								
HHS AFMFPAC	EL TORO	R5D 4R	A2		1	1	1	1
		R5D 4R	A8	1				
		R4D 8	A2		1	1	1	1
		R4D 8	A6	1				
		R4Y 1	A2		1	1	1	1
		R4Y 1	A8	1				
		F9F 8T	A6	2	2	2	2	2
		SNB 5	A6	2	1	1	1	1
				7*	6	6	6	6

PAC UNIT	LOCATION	MODEL	INVENTORY STATUS	INVENTORY NO ON BOARD	PLANNED OPT'G ASSIGNMENTS 30 JUN 1960	30 SEP 1960	31 DEC 1960	31 MAR 1961
MARINE FLEET TRAINING SQDNS								
VMT 2	EL TORO	F9F 8T	A2		20	20	20	20
		F9F 8T	A4	24				
		F9F 8T	D5	1				
				25*	20	20	20	20
FLT BASES OVERSEAS USMC								
MCAS 14 ND	KANEOHE	R4D 5 6	A8		1	1	1	1
		R4D 6	A8	1				
		F9F 8T	A6	2	2	2	2	2
		SNB 5	A6	2	2	2	2	2
		HRS 3	A2	2	2	2	2	2
				7*	7	7	7	7
MCAF FUTEMA	OKINAWA	SNB 5	A6	2	2	2	2	2
				2*	2	2	2	2
MCAF IWAKUNI	IWAKUNI	F3H 2	I9	1				
		F4D 1	I9	1				
		A4D 2	I9	1				
		UF 1	A2	1				
		SNB 5	A6	2				
				6*				
NAVAL ATTACHES AND MISSIONS PAC								
ATT DJAKARTA	JAVA	R4D 5 6	A8		1	1	1	1
		UF 1	A8	1				
				1*	1	1	1	1
ATT MELBOURNE	AUSTRALIA	R4D 5 6	A8		1	1	1	1
		R4D 6	A8	1				
				1*	1	1	1	1
MAAG BANGKOK	THAILAND	SNB 5	A6	1				
		SNB 5	A8	1	1	1	1	1
				2*	1	1	1	1
MAAG SAIGON	VIETNAM	R4D 5 6	A8		1	1	1	1
				*	1	1	1	1
MAAG TSO YING	TAIWAN	R4D 5 6	A8		1	1	1	1
		R4D 5	A8	1				
				1*	1	1	1	1
NAVSECMAAGTAIP	TAIWAN	TF 1	A8	1	1	1	1	1
				1*	1	1	1	1
PROGRAM OPERATING				2145	2265	2250	2269	2261
OPERATIONAL POOL				404				
TOTAL PROGRAM				2549				
NON PROGRAM (INCLUDING DRONES)				7				
TOTAL INVENTORY				2556				

CONFIDENTIAL

DECLASSIFIED

TABLE 2 LOCATION OF AIRCRAFT INVENTORY AND PLANNED OPERATING ASSIGNMENTS

BY COMMAND AND UNIT

NABS UNIT	LOCATION	MODEL	INVENTORY STATUS	INVENTORY NO ON BOARD	PLANNED OPT'G. ASSIGNMENTS 30 JUN 1960	30 SEP 1960	31 DEC 1960	31 MAR 1961
NAVAL AIR BASES								
PAC MISSLE RNG	POINT MUGU	F8U 1P	A8		1	1	1	1
		F8U 1P	A9	1				
		F8U 1D	A8		2	2	2	2
		F8U 1D	A9	1				
		F8U 1D	D5	1				
		F9F 6D	A9	2				
		FJ 3D2	A8		4	4	4	4
		FJ 3D2	A9	4				
		AD 5Q	A8		2	2	2	2
		AD 5Q	A9	2				
		S2F 1	A8		2	2	2	2
		S2F 1	A9	2				
		P2V 5FD	A9	2				
		WV 2	A8		3	3	3	3
		WV 2	A9	1				
		WV 2	D9	2				
		R7V 1	A8		1	1	1	1
		R7V 1	D9	1				
		R5D 2 3	A8		3	3	3	3
		R5D 3	A8	1				
		R5D 2	A8	1				
		R5D 2	A9	1				
		R4D 5	A8		1	1	1	1
		JD 1D	A9	1				
		TV 2D	A9	2				
		TV 2KD	A9	1				
		SNB 5P	A8		1	1	1	1
		SNB 5P	A9	1				
		T 28BD	A9	3				
		HRS 3	A8		4	6	6	6
		HUS 1A	A8		1	1	1	1
		HUP 2	A8	1				
		F9F 6K2	A8	1				
		F9F 6K	A8	6				
		F9F 6K	A9	5				
		F6F 5K	A8	3				
		P4Y 2K	A8	8				
				54*	25	27	27	27
DET	KANEOHE	HRS 3	A9	2				
				2*				
FIRST NAVAL DISTRICT								
NAS 1 NAV DST	QUONSET PNT	R4D 8	A8	1	1	1	1	1
		R4Y 1	A8	1	1	1	1	1
		TF 1	A2	2				
		UF 2	A8	1	1	1	1	1
		T2V 1	A6	6	6	6	6	6
		TV 2	A6	2				
		JRB 6	A6	1				
		SNB 5	A6	12	11	14	14	14
		SNB 5P	A8	1	1	1	1	1
		HUP 2	A6	1				
		HUP 2	A8	2	3	3	3	3
				30*	24	27	27	27
NAS 1 NAV DST	BRUNSWICK	P2V 5S	A8		1	1	1	1
		R4D 5 6	A8		1	1	1	1
		R4D 5	A8	1				
		UF 1	A8	1	1	1	1	1
		SNB 5	A6	1	1	1	1	1
		HUP 2	A8	1	1	1	1	1
				4*	5	5	5	5
NADU	SO WEYMOUTH	R4D 8	A8	1				
		R4D 5	A8		1	1	1	1
		SNB 5	A6		1	1	1	1
		SNB 5	A8	1				
				2*	2	2	2	2
THIRD NAVAL DISTRICT								
NTDC	PORT WASHNGT	SNB 5	A6	1	1	1	1	1
				1*	1	1	1	1
FOURTH NAVAL DISTRICT								
NAS 4 NAV DST	JOHNSVILLE	R4D 6	A6	1				
		R4D 6	A8		1	1	1	1
		UO 1	A8			1	1	1
		SNB 5	A6	6	5	5	5	5
				7*	6	7	7	7
NAS 4 NAV DST	LAKEHURST	R4D 6	A8	1	1	1	1	1
		SNB 5	A6	2	2	2	2	2
				3*	3	3	3	3
FIFTH NAVAL DISTRICT								
NAS 5 NAV DST	NORFOLK	S2F 1	A8		2	2	2	2
		R5D 3	A8	1		1	1	1
	(INCLUDING BWMR)	R4D 8	A8	2	2	3	3	3
		R4D 5	A8			1	1	1
		R4D 8Z	A8	1	1	1	1	1
		R4Y 1	A8			3	3	3
		TF 1	A8	2	1	1	1	1
		UO 1	A8				2	2
		SNB 5	A6	6	6	20	20	20
		SNB 5P	A8	1	1	1	1	1
		T 28B	A8	8	8	8	8	8
				21*	21	41	43	43
NAS 5 NAV DST	OCEANA	R4D 8	A8	1	1	1	1	1
		R4D 5 6	A8		1	1	1	1
		R4D 5	A8	1				
		T2V 1	A6	7	7	8	8	8
		TV 2	A6	2				
		SNB 5	A6		4	3	3	3
		SNB 5	A8	6	7	7	7	7
		HUP 2	A8	2	2	2	2	2
				19*	15	15	15	15
SIXTH NAVAL DISTRICT								
NAS 6 NAV DST	JACKSONVILLE	R4D 8	A8	2	1	1	1	1
		R4D 5 6	A8		2	2	2	2
		R4D 6	A8	2				
		R4Y 1	A8		1	1	1	1
		R4Y 1	D3	1				
		TF 1	A8	4				
		UF 1	A8	1	1	1	1	1
		UO 1	A8				2	2
		TV 2	A6	4	5	5	5	5
		SNB 5	A6	8	6	4	4	4
		HOK 1	A8	2	1	1	1	1
		HUK 1	A8	1	1	1	1	1
		HUP 2	A8	1	1	1		
				26*	19	17	18	18
NAS 6 NAV DST	KEY WEST	R5D 2 3	A8		1	1	1	1
		R5D 3	A8	1				
		UF 1	A8	1	1	1	1	1
		TV 2	A6	2	2	2	2	2
		JRB 6	A6	1				
		SNB 5	A6	1	1	1	1	1
		HUP 2	A8		1	1	1	1
		HUP 2	Y	1				
				7*	6	6	6	6
NAVSTA	MAYPORT	TV 2	A6	1	1	1	1	1
		SNB 5	A6	1	1	1	1	1
		HUP 2	A8	1	1	1	1	1
				3*	3	3	3	3
NAS 6 NAV DST	SANFORD	R4D 5 6	A8		2	2	2	2
		R4D 6	A8	1				
		R4D 5	A8	1				
		TV 2	A6	1	1	1	1	1
		SNB 5	A6	1	2	2	2	2
		SNB 5	A8	1				
		HUP 2	A8	1	1	1	1	1
				6*	6	6	6	6
NAS 6 NAV DST	CECIL FIELD	R4D 5 6	A8		1	1	1	1
		T2V 1	A6	4	5	5	5	5
		SNB 5	A6	3	2	2	2	2
		HUP 2	A8	1	1	1	1	1
				8*	9	9	9	9
EIGHTH NAVAL DISTRICT								
NASWF	KIRTLAND AFB	R4D 8	A8	1	1	1	1	1
				1*	1	1	1	1
NINTH NAVAL DISTRICT								
COMNAVCONAD	COLORADO SPR	R4D 8	A8	1	1	1	1	1
		R4Y 1	A8	1	1	1	1	1
		TV 2	A6	1				
		TV 2	A8	1	2	2	2	2
				4*	4	4	4	4
NAVCRUIT STA	DENVER	SNB 5	A6	2	2	2	2	2
				2*	2	2	2	2
ELEVENTH NAVAL DISTRICT								
NAAS 11 NAVDST	EL CENTRO	R4D 6	A9	1				
				1*				
NAF 11 NAV DST	CHINA LAKE	R4D 8	A8		1	1	1	1
		R4D 8	A9	1				
		R4D 5	A8		1	1	1	1
		R4D 5	A9	1				
		HRS 3	A8		1	1	1	1
		HRS 3	A9	1				
				3*	3	3	3	3
NAS 11 NAV DST	NORTH ISLAND	R4D 8	A8			1	1	1
		R4D 5 6	A8		2	2	2	2
		R4D 6	A8	1				
	(INCLUDING BWMR)	R4Y 1	A8	1	1	1	1	1
		UO 1	A8				2	2
		TV 2	A6	3	10	10	10	10
		SNB 5	A6	3	5	10	10	10
		T 28B	A6	3				
		T 28B	A8		4	4	4	4
				11*	22	28	30	30

DECLASSIFIED

TOTAL PROGRAM & NON-PROGRAM AIRCRAFT [redacted]

TABLE 2 LOCATION OF AIRCRAFT INVENTORY AND PLANNED OPERATING ASSIGNMENTS

BY COMMAND AND UNIT

NABS UNIT	LOCATION	MODEL	INVENTORY STATUS	INVENTORY NO ON BOARD	PLANNED OPT'G. ASSIGNMENTS 30 JUN 1960	30 SEP 1960	31 DEC 1960	31 MAR 1961
NAF 11 NAV DST	LITCHFLD PRK	R4D 6	A7	1				
		R4D 6	A8		1	1	1	1
		SNB 5	A6	1	1	1	1	1
				2*	2	2	2	2
NAS 11 NAV DST	MIRAMAR	R4D 8	A8	1	1	1	1	1
		R4D 5	A8		1	1	1	1
		TF 1	A8	2	2	2	2	2
		T2V 1	A6	6	6	6	6	6
		TV 2	A6	1				
		TV 2	Y	1				
		SNB 5	A6	2	2	2	2	2
		HUP 2	A8	1	1	1	1	1
				14*	13	13	13	13
NAS 11 NAV DST	POINT MUGU	TV 2	A6	3				
		TV 2	A8		3	3	3	3
		SNB 5	A6	5	5	5	5	5
		HUP 2	A8	1	2	2	2	2
				9*	10	10	10	10
NMF	PNT ARGUELLO	TV 2	A6	1	1	1	1	1
		SNB 5	A6	1	1	1	1	1
				2*	2	2	2	2
NAAS 11 NAVDST	BROWN FIELD	SNB 5	A6	1	1	1	1	1
				1*	1	1	1	1
NAAS 11 NAVDST	REAM FLD	JRB 6	A6	1				
		SNB 5	A6		1	1	1	1
				1*	1	1	1	1
TWELFTH NAVAL DISTRICT								
NAS 12 NAV DST	ALAMEDA	R5D 3	A2	1	1	1	1	1
		R4D 8	A8	3	3	3	3	3
		TF 1	A2		4	4	4	4
		TF 1	A8	3				
		TF 1	D5	1				
		UF 1	A8	1	1	1	1	1
		UO 1	A8				2	2
		TV 2	A6	7	6	6	6	6
		SNB 5	A6	7	7	5	5	5
		SNB 5P	A8	1	1	1	1	1
		HUP 2	A8	1	1	1	1	1
				25*	24	22	24	24
NAAS 12 NAVDST	FALLON	R5D 3	A8	1	1	1	1	1
		TV 2	A6	1	2	2	2	2
		TV 2	A8	1				
		HRS 3	A8		2	2	2	2
				3*	5	5	5	5
NAS 12 NAV DST	MOFFETT FLD	TF 1	A2	1	1	1	1	1
		TV 2	A6	3	2	2	2	2
		SNB 5	A6	6	5	5	5	5
		HUP 2	A8	2	2	2	2	2
				12*	10	10	10	10
NAF 12 NAVDST	MONTEREY	AD 5	A4	4				
		AD 5	A6		3	3	3	3
		T2J 1	A6	2				
		JRB 6	A6	1				
		SNB 5	A6	24	28	28	28	28
		T 28B	A6	11	11	11	11	11
		HUP 2	A8	1	1	1	1	1
				43*	43	43	43	43
THIRTEENTH NAVAL DISTRICT								
NAS 13 NAV DST	WHDBY ISLAND	R5D 2 3	A8		1	1	1	1
		R5D 2	A2	1				
		R4D 8	A2	1				
		R4D 8	A8		1	1	1	1
		R4D 5 6	A8		2	2	2	2
		TF 1	A2		1	1	1	1
		TF 1	D5	1				
		UF 2	A2	1				
		UF 2	A8		1	1	1	1
		TV 2	A6	2	2	2	2	2
		SNB 5	A6	3	2	2	2	2
		SNB 5P	A8	1	1	1	1	1
		HO4S 3	A2	2				
		HO4S 3	A8		2	2	2	2
				12*	13	13	13	13
POTOMAC RIVER NAVAL COMMAND								
NAS ANACOSTIA	ANACOSTIA	R5D 4R	A8	2	2	2	2	2
		R4Y 2	A8		1	1	1	1
		R4Y 1	A8	4	4	4	4	4
		R4Y 1Z	A8	1	1	1	1	1
		UO 1	A8			5	5	5
		T2V 1	A6	8	8	8	15	15
		JRB 6	A6	4				
		SNB 5	A6	40	44	44	44	44
		SNB 5P	A8	2	2	2	2	2
		T 28B	A6	11	11	11	11	11
		T 28B	Y	1				
				73*	73	78	85	85
NAF	DAHLGREN	SNB 5	A6		1	1	1	1
		SNB 5	A8	1				
				1*	1	1	1	1
NAS PTXNT RIV	PTXNT RIVER	R5D 4R	A8			1	1	1
		R4D 5	A8	1	1	1	1	1
		UF 1	A2	1				
		UF 1	A8		1	1	1	1
		T2V 1	A6	6	6	6	3	3
		TV 2	A6	1				
		F9F 8T	A6	1	1	1	1	1
		SNB 5	A6	6	3	3	3	3
		HRS 3	A8	1	1	1	1	1
				17*	13	14	11	11
SEVERN RIVER NAVAL COMMAND								
NAF ANNAPOLIS	ANNAPOLIS	UF 1 1T	A3		10	10	10	10
		UF 1	A6	5				
		UF 1T	A6	5				
		HUP 2	A8	1	1	1	1	1
				11*	11	11	11	11
BUWEPS INSPECTORS AND REPRESENTATIVES								
BWGR CEN DIST	DAYTON	R4D 8	A8	1	1	1	1	1
		SNB 5	A6	2	2	2	2	2
				3*	3	3	3	3
BWGR WSTRN DST	EL SEGUNDO	R4D 8	A8	1	1	1	1	1
		SNB 5	A8	1	1	1	1	1
				2*	2	2	2	2
BWR AKRON	AKRON	SNB 5	A6	1				
		SNB 5	A8		1	1	1	1
				1*	1	1	1	1
BWR BALTIMORE	BALTIMORE	SNB 5	A8	1	1	1	1	1
				1*	1	1	1	1
BWR BUFFALO	BUFFALO	SNB 5	A6	1	1	1	1	1
				1*	1	1	1	1
BWR BURBANK	BURBANK	SNB 5	A8	1	1	1	1	1
				1*	1	1	1	1
BWR COLUMBUS	COLUMBUS	SNB 5	A6	2	2	2	2	2
				2*	2	2	2	2
BWR EST HRTFRD	EST HARTFORD	SNB 5	A8	1	1	1	1	1
				1*	1	1	1	1
BWR EL SEGUNDO	EL SEGUNDO	SNB 5	A8	1	1	1	1	1
				1*	1	1	1	1
BWR ST LOUIS	ST LOUIS	SNB 5	A8	1	1	1	1	1
				1*	1	1	1	1
BWR TETERBORO	TETERBORO	SNB 5	A8	1	1	1	1	1
				1*	1	1	1	1
AVIONICS FAC	INDIANAPOLIS	SNB 5	A8	1	1	1	1	1
				1*	1	1	1	1
MARINE CORPS BASES AND AIR STATIONS								
HMX 1	QUANTICO	HOK 1	A9	4	4	4	4	4
		HRS 3	AR	1				
		HRS 3	A9	3	2	2	2	2
		HUS 1	A9	9	12	12	12	12
		HUS 1Z	A9	1	4	4	4	4
		HR2S 1	A9	2	2	2	2	2
		HUS 1A	A9	1				
				21*	24	24	24	24
DET	ABD HORNET	HUS 1	A9	3				
		HUS 1Z	A9	3				
				6*				
MCAAS	YUMA	R4D 8	A8	1	1	1	1	1
		R4D 5	A8		1	1	1	1
		TV 2	A6	4	3	3	3	3
		SNB 5	A6	2	1	1	1	1
		HRS 3	A8	2	2	2	2	2
				9*	8	8	8	8
MCAS SO&ES	EL TORO	R4D 8	A8	2	2	3	3	3
		TV 2	A6	1				
		SNB 5	A6	4	4	4	4	4
		HRS 3	A8	2	2	2	2	2
				9*	8	9	9	9
MCAS SO&ES	CHERRY POINT	AD 5	A6	1				
		R5D 3	A8	2	1	1	1	1
		R4D 8	A8	2	1	1	1	1
		R4D 5 6	A8		1	1	1	1
		R4D 6	A8	1				
		TV 2	A6	3	2	2	2	2
		SNB 5	A6	2	1	1	1	1
		HRS 3	A8	2	2	2	2	2
				13*	8	8	8	[redacted]

[redacted]

DECLASSIFIED

TABLE 2 LOCATION OF AIRCRAFT INVENTORY AND PLANNED OPERATING ASSIGNMENTS

BY COMMAND AND UNIT

NABS UNIT	LOCATION	MODEL	INVENTORY STATUS	INVENTORY NO ON BOARD	PLANNED OPT'G. ASSIGNMENTS 30 JUN 1960	30 SEP 1960	31 DEC 1960	31 MAR 1961
MCAS AES 12	QUANTICO	AD 6	A8	7	7	7	7	7
		AD 5	A8	2				
		R4D 8	A8	2	1	1	1	1
		R4D 5 6	A8		1	1	1	1
		JRB 6	A6	1				
		SNB 5	A6	6	6	6	6	6
		SNB 5P	A8	1	1	1	1	1
				19*	16	16	16	16
MCAF	NEW RIV JAX	R4D 8	A8		1	1	1	1
		R4D 5	A8	1				
		JRB 6	A6	1				
		SNB 5	A6	4	3	3	3	3
				6*	4	4	4	4
MCAF	SANTA ANA	SNB 5	AO	1				
		SNB 5	A6	1	1	1	1	1
				2*	1	1	1	1
HQ MC FLT SECT	ANACOSTIA	R4D 8	A8	1	2	2	2	2
		R4D 8Z	A8	1				
		R4Y 2	A8	1	1	1	1	1
		SNB 5	A6	5	4	4	4	4
		T 28B	A6	7	6	6	6	6
				15*	13	13	13	13
NATRA								
NAVAL AIR BASIC TRAINING COMMAND								
BTG 7	MEMPHIS	T2J 1	A3		33	53	63	63
		T2J 1	A4	12				
		T2J 1	G6	1				
		T2V 1	A3	3				
		SNB 5	A6	2	2	2	2	2
		T 28B	A6		2	2	2	2
				18*	37	57	67	67
BTG 7	KINGSVILLE	T2J 1	A4	2				
				2*				
NAAS NABTC	SAUFLEY FLD	TT 1	A3	9				
		SNB 5	A6	3	3	3	3	3
		T 34B	A3	137	145	145	145	145
		T 34B	B	3				
		T 28B	A6	8	5	5	5	5
		T 28C	A3	55	50	50	50	50
				215*	203	203	203	203
NAAS NABTC	WHITING FLD	SNB 5	A3	25	31	23	23	23
		SNB 5	A6	4	4	4	4	4
		T 28B	A3	218	239	231	231	231
		T 28B	A6	5	6	6	6	6
		T 28B	EJ	1				
		T 28B	G6	2				
		T 28C	A3	80	80	70	70	70
		T 28C	G6	1				
		T 28C	HO	1				
				337*	360	334	334	334
NAS NABTC	PENSACOLA	F11F 1	A4	6	6	6	6	6
		AD 5	A8	1	1	1	1	1
	(INCLUDING BWMR)	R5D 2 3	A8		1	1	1	1
		R5D 2	A8	1				
		R5D 4R	A8	2	2	2	2	2
		R5D 3Z	A8	1	1	1	1	1
		R4D 8	A8		1	1	1	1
		R4Y 1	A8	1	1	1	1	1
		UF 1	A8	2	2	2	2	2
		UO 1	A6				2	2
		T2J 1	A3	84	80	87	83	83
		T2J 1	A4	1				
		T2J 1	A6		4	4	4	4
		T2J 1	G5	4				
		T2V 1	AL		28			
		T2V 1	A4	10				
		F9F 8T	A4		1	1	1	1
		SNB 5	A5	1	4	4	4	4
		SNB 5	A6	9	4	4	4	4
		SNB 5	A8	5	4	4	4	4
		SNB 5P	A8	1				
		T 34B	A4	3	2	2	2	2
		T 34B	A5	4	10	10	10	10
		T 28B	A4	2				
		T 28B	A5	2	6	6	6	6
		T 28B	A6	8	10	10	10	10
		HRS 3	A8	2	2	2	2	2
		HUP 2	A8	1	1	1	1	1
				151*	171	150	148	148
HTG 1	ELLYSON FLD	SNB 5	A6	2	2	2	2	2
		T 28B	A6	2	2	2	2	2
		HO4S 3	AA	17	20	20	22	22
		HO4S 3	G5	1				
		HUP 2	A4	13	15	13	13	13
		HTL 6	A4	30	30	30	30	30
				65*	69	67	69	69
CVS 36ANTETAM	PENSACOLA	SNB 5	A6	1				
				1*				

NABS UNIT	LOCATION	MODEL	INVENTORY STATUS	INVENTORY NO. ON BOARD	PLANNED OPT'G ASSIGNMENTS 30 JUN 1960	30 SEP 1960	31 DEC 1960	31 MAR 1961
MCAS	BEAUFORT	R4D 8	A8	1	1	1	1	1
		R4D 5 6	A8		1	1	1	1
		R4D 5	A8	1				
		TV 2	A6	2	1	1	1	1
		SNB 5	A6		1	1	1	1
		SNB 5	A8	1				
		HRS 3	A8	1	2	2	2	2
		HRS 3	G5	1				
				7*	6	6	6	6
PROGRAM OPERATING				530	503	538	549	549
OPERATIONAL POOL				11				
TOTAL PROGRAM				541				
NON PROGRAM (INCLUDING DRONES)				23				
TOTAL INVENTORY				564				
NATRA								
NAVAL AIR ADVANCED TRAINING COMMAND								
NAAS NAATC	KINGSVILLE	F11F 1	A3	41	29	30	32	33
		F11F 1	B	2				
		F11F 1	D5	3				
		F9F 8B	A3	43	42	42	42	42
		F9F 8B	B	2				
		S2F 1	A3	2				
		S2F 1T	A3	14				
		S2F 1T	D5	2				
		S2F 1T	G6	1				
		R4D 8	A8	1	1	1	1	1
		R4D 5 6	A8		1	1	1	1
		R4D 6	A8	1				
		F9F 8T	A3	48	44	44	44	44
		F9F 8T	D5	1				
		SNB 5	A6	2	2	2	2	2
		HRS 3	A8	2	2	2	2	2
		HUP 2	A8	1	1	1	1	1
				166*	122	123	125	126
NAS NAATC	CRPS CHRISTI	AD 6	A3	22	21	21	21	21
		AD 6	G6	2				
		AD 5	A3	1	5	5	5	5
		AD 5N	A3	9	3	3	3	3
		S2F 1	A3	6	5	5	5	5
		S2F 1	B	2				
		S2F 1T	A3	37	35	35	35	35
		S2F 1T	B	3				
		S2F 1T	D5	2				
		S2F 1T	Y	1				
		P2V 6T	A3	7				
		P2V 3	A3	1				
		R5D 2	A8	1				
		R5D 1Z	A8	1	1	1	1	1
		R4D 8	A5	5				
		R4D 8	G4	3				
		UO 1	A6				2	2
		T2V 1	A6	1	6	6	6	6
		T2V 1	B	5				
		SNB 5	A3	33	34	26	25	25
		SNB 5	A6	6	5	5	5	5
		SNB 5P	A8	1	1	1	1	1
		R4D8NAV	A8		9	8	8	8
		R4D 7	A5	4	3	4	4	4
		HRS 3	A8	2				
		HUP 2	A8		2	2	2	2
				155*	124	122	123	123
NAAS NAATC	CHASE	F11F 1	A3	21	29	29	32	32
		F11F 1	D5	1				
		F9F 8B	A3	45	42	42	42	42
		R4D 5 6	A8		1	1	1	1
		R4D 6	A8	1				
		F9F 8T	A3	44	44	44	44	44
		F9F 8T	D5	6				
		F9F 8T	G6	1				
		SNB 5	A6	2	2	2	2	2
		HRS 3	A8	1	2	2	2	2
		HUP 2	A8	1	1	1	1	1
				123*	121	121	124	124
NAAS NAATC	PORT ISABEL	SNB 5	A8	1	1	1	1	1
		HRS 3	A8		1	1	1	1
		HUP 2	A8	2	1	1	1	1
				3*	3	3	3	3

DECLASSIFIED [redacted]

TOTAL PROGRAM & NON-PROGRAM AIRCRAFT

TABLE 2 LOCATION OF AIRCRAFT INVENTORY AND PLANNED OPERATING ASSIGNMENTS

BY COMMAND AND UNIT

NATRA UNIT	LOCATION	MODEL	INVENTORY STATUS	INVENTORY NO. ON BOARD	PLANNED OPT'G. ASSIGNMENTS 30 JUN 1960	30 SEP 1960	31 DEC 1960	31 MAR 1961
NAAS NAATC	NEW IBERIA	S2F 1	A3	4	5	5	5	5
		S2F 1T	A3	20	43	43	43	43
		S2F 1T	Y	7				
		SNB 5	A6	1	2	2	2	2
		SNB 5	Y	1				
		T 34B	A6	1				
		HRS 3	A8	2	1	1	1	1
		HUP 2	A		1	1	1	1
				36*	52	52	52	52
NAVAL AIR TECHNICAL TRAINING COMMAND								
NATECHTRAU	LAKEHURST	R4D 7	A4	1	1	1	1	1
				1*	1	1	1	1
NATECHTRAU	OLATHE	T2J 1	A5	5	5	5	5	5
		SNB 5	A5	4	4	4	4	4
		T 34B	A5	7	7	7	7	7
				16*	16	16	16	16
NATECHTRAU	PENSACOLA	F9F 8P	A4	8	9	9	9	9
		F9F 8T	A4	2	2	2	2	2
		SNB 5P	A5	6	6	6	6	6
		T 28B	A6	2	2	2	2	2
				18*	19	19	19	19
NATECHTRAU	PHILADELPHIA	SNB 5	A6	1	1	1	1	1
				1*	1	1	1	1
NAS	GLYNCO	R4D 8	A8	1	1	1	1	1
		SNB 5	A8	5	5	5	5	5
		HRS 3	A8	1	1	1	1	1
				7*	7	7	7	7
NART								
U S NAVAL RESERVE AIRCRAFT								
NARTU	ANACOSTIA	AD 5	A4	11	11	11	11	11
		AD 5	B	1				
		AD 5N	A4	4	3	3	3	3
		S2F 1	A4	8	9	9	9	9
		S2F 1	D5	2				
		P2V 5	A4		5	5	5	5
		P2V 5F	A4	5				
		R4D 5 6	A4		2	2	2	2
		R4D 6	A4	1				
		R4D 5	A4	1				
		R4D 6R	A4	1	1	1	1	1
		SNB 5	A4	3	3	3	3	3
				37*	34	34	34	34
NAS NART	ATLANTA	AD 5	A4	13	12	12	12	12
		AD 5N	A4	2	2	2	2	2
		AD 5N	B	2				
		P2V 5	A4		5	5	5	5
		P2V 5F	A4	4				
		P2V 5F	D5	1				
		P2V 5F	G6	1				
		R4D 8	A4	3	3	3	3	3
		SNB 5	A4	2	2	2	2	2
				28*	24	24	24	24
NAS NART	DALLAS	FJ 3	A4	5	12	12	16	16
		FJ 3M	A4	25	20	20	16	16
		FJ 3M	D5	3				
		P2V 4	A4	4	4	4	4	4
		P2V 4	G5	1				
		R5D 2 3	A4		2	2	2	2
		R5D 3	G6	1				
		R5D 2	A4	2				
		R5D 4R	A4		1	1	1	1
		TV 2	A4	4	6	7	7	7
		SNB 5	A4	2	2	2	2	2
		SNB 5P	A4	1				
		SNB 5P	A8		1	1	1	1
		HUP 2	A4	3	5	6	6	6
				51*	53	55	55	55

NATRA UNIT	LOCATION	MODEL	INVENTORY STATUS	INVENTORY NO. ON BOARD	PLANNED OPT'G. ASSIGNMENTS 30 JUN 1960	30 SEP 1960	31 DEC 1960	31 MAR 1961
NAVCICOFFSCOL	GLYNCO	FJ 4	A4	29	32	32	42	42
		FJ 4	G6	1				
		F2H 3	A4	28	10	10		
		WV 2	A4	5	4	4	4	4
		WV 2	D9	1				
		T2V 1	A4	3	3	3	3	3
		F3D 2T2	A5			2	2	2
				67*	49	52	52	52
NAS	MEMPHIS	R4D 8	A8	2	2	2	2	2
		R4Y 1	A8	1	1	1	1	1
		UO 1	A6				2	2
		T2V 1	A6		3	3	3	3
		SNB 5	A6	8	8	6	5	5
		SNB 5P	A6	1				
		SNB 5P	A8		1	1	1	1
		T 28B	A6	3	3	3	3	3
		HRS 3	A8	1	1	1	1	1
				16*	19	17	18	18
PROGRAM OPERATING				1337	1374	1345	1362	1363
OPERATIONAL POOL				61				
TOTAL PROGRAM				1398				
NON PROGRAM (INCLUDING DRONES)				-				
TOTAL INVENTORY				1398				
NART								
NAS NART	GLENVIEW	F9F 8	A4	8				
		F9F 8B	A4	10	18	18	18	18
		F9F 8B	G5	2				
		AD 5	A8	1	1	1	1	1
		S2F 1	A4	9	10	9	9	9
		S2F 1	B	1				
		S2F 1	D5	1				
		P2V 6	A4	7				
		P2V 6	D5	2				
		P2V 6F	A4	1				
		P2V 6 6F	A4		8	8	8	8
		P2V 5	A4		2	2	2	2
		P2V 5F	A4	2				
		R5D 2 3	A4		5	5	5	5
		R5D 3	A4	2				
		R5D 3	G6	1				
		R5D 2	A4	2				
		R5D 4R	A8	2	2	2	2	2
		R5D 4R	G5	1				
		R4D 8	A8	1	1	1	1	1
		R4Y 1	A8	1	1	1	1	1
		TV 2	A4		1	1	1	1
		F9F 8T	A4	3	4	4	4	4
		F9F 8T	D5	1				
		SNB 5	A4	4	4	4	4	4
		SNB 5	A8	1	1	1	1	1
		SNB 5P	A4	1				
		SNB 5P	A8		1	1	1	1
		HSS 1	A4	3	4	4	4	4
				67*	63	62	62	62
NAS NART	GROSSE ILE	AD 5	A4	10	12	12	12	12
		AD 5N	A4	4	2	2	2	2
		S2F 1	A4	9	9	9	9	9
		S2F 1	G6	1				
		P2V 5	A4		5	5	5	5
		P2V 5F	A4	6				
		R4D 8	A4	3	3	3	3	3
		SNB 5	A4	4	3	3	3	3
		HUP 2	A4	6	8	9	9	9
				43*	42	43	43	43
NARTU	JACKSONVILLE	F9F 8	A4		4			
		FJ 3M	A4		4	4	4	4
		F9F 8B	A4	15	12			
		F9F 8B	G5	1				
		S2F 1	A4	9	9	9	9	9
		S2F 1	D5	1				
		P2V 5	A4		5	5	5	5
		P2V 5F	A4	4				
		P2V 5F	G6	2				
		R5D 2 3	A4		2	2	2	2
		R5D 3	A4	1				
		R5D 3	G6	1				
		R5D 2	A4	1				
		R4D 6	A4	1				
		F9F 8T	A4	2	2	2	2	2
		HSS 1	A4	3	3	3	3	3
				41*	41	25	25	25

[redacted]

[redacted]

DECLASSIFIED

TOTAL PROGRAM & NON-PROGRAM AIRCRAFT

TABLE 2 **LOCATION OF AIRCRAFT INVENTORY AND PLANNED OPERATING ASSIGNMENTS**

BY COMMAND AND UNIT

NART UNIT	LOCATION	MODEL	INVENTORY STATUS	INVENTORY NO ON BOARD	PLANNED OPT'G ASSIGNMENTS 30 JUN 1960	30 SEP 1960	31 DEC 1960	31 MAR 1961
NARTU	LAKEHURST	S2F 2	A4	2				
		S2F 2	B	1				
		S2F 1	A4	7	9	9	9	9
		S2F 1	B	1				
		SNB 5	A4	1	1	1	1	1
		HUP 2	A4	4	4	6	6	6
				16*	14	16	16	16
NAS NART	LOS ALAMITOS	F9F 8	A4	3	8			
		A4D 1	B	8				
		F9F 8B	A4	18				
		F9F 8B	G5	1				
		S2F 2	A4	4				
		S2F 1	A4	18	27	24	24	24
		S2F 1	B	2				
		S2F 1	D5	6				
		P2V 5	A4		10	10	10	10
		P2V 5F	A4	7				
		P2V 5F	D5	1				
		P2V 5F	G5	1				
		R5D 2 3	A4		3	3	3	3
		R5D 3	A4	2				
		R5D 3	G5	1				
		TV 2	A4	2				
		F9F 8T	A4	3	6	6	6	6
		SNB 5	A4	6	4	4	4	4
		R4D 5S6S	A4		1	1	1	1
		R4D 5S	A4	1				
		HSS 1	A4	3	4	4	4	4
				87*	63	52	52	52
NARTU	MEMPHIS	FJ 4	A4	15	18	18	18	18
		FJ 4	D5	6				
		P2V 4	A4	5	4	4	4	4
		R5D 2 3	A4		3	3	3	3
		R5D 2	A4	2				
		R4D 6	A4	1				
		TV 2	A4	2	4	5	5	5
		TV 2	G5	1				
		SNB 5	A4	1	1	1	1	1
				33*	30	31	31	31
NAS NART	MINNEAPOLIS	AD 5	A4	12	12	12	12	12
		AD 5N	A4	2	2	2	2	2
		P2V 5F	A4	1				
		P2V 4	A4	6	9	8	8	8
		P2V 4	G6	1				
		R5D 3	A4	1				
		R5D 2	A4	1				
		R4D 5 6	A4		3	3	3	3
		R4D 5	A4	1				
		SNB 5	A4	2	2	2	2	2
		HUP 2	A4	3	5	6	6	6
				30*	33	33	33	33
NAS NART	NEW ORLEANS	F9F 8	A4	1	8	8	8	8
		F9F 8B	A4	14	12	8	8	8
		F9F 8B	B	1				
		F9F 8B	G5	1				
		S2F 1	A4	8	9	9	9	9
		S2F 1	B	1				
		S2F 1	D5	1				
		R4D 8	A4	3	3	3	3	3
		TV 2	A4		4	4	4	4
		F9F 8T	A4	2				
		F9F 8T	D5	1				
		SNB 5	A4	2	2	2	2	2
		HSS 1	A4	2	3	3	3	3
		HSS 1	G6	1				
				38*	41	37	37	37
NAS NART	NEW YORK	FJ 3	A4	14	12	12		
		FJ 3	D5	5				
		FJ 3M	A4		4	4		
		FJ 3M	G6	1				
		FJ 4B	B	8				
		S2F 1	A4	16	18	18	18	18
		S2F 1	D5	1				
		P2V 5	A4		10	10	10	10
		P2V 5F	A4	8				
		P2V 5F	B	1				
		P2V 5F	D5	1				
		P2V 5F	G6	1				
		R5D 2 3	A4		3	3	3	3
		R5D 3	A4	1				
		R5D 3	G6	1				
		R5D 4R	A4	1	1	1	1	1
		TF 1	A8	1				
		TV 2	A4	3	5	5	5	5
		SNB 5	A4	4	6	6	6	6
		SNB 5	A8	2				
		HSS 1	A4	3	4	4	4	4
		HSS 1	B	1				
				73*	63	63	47	47
NARTU	NORFOLK	F2H 4	A4	12	12	12	10	10
		S2F 1	A4	9	10	9	9	9
		S2F 1	B	2				
		R5D 2 3	A4		3	3	3	3
		R5D 3	A4	1				
		R5D 2	G5	1				
		TV 2	A4	2	5	6	6	6
		SNB 5	A4	1	1	1	1	1
		SNB 5	B	1				
				29*	31	31	29	29
NAS NART	OAKLAND	F2H 4	A4	20	20	8		
		F2H 3	A4	9	12	12		
		A4D 1	A4			16	16	16
		S2F 2	A4	2				
		S2F 1	A4	16	18	18	18	18
		S2F 1	D5	2				
		P2V 5	A4		10	10	10	10
		P2V 5F	A4	8				
		P2V 5F	D5	1				
		P2V 5JF	A4	1				
		R5D 2 3	A4		2	2	2	2
		R5D 3	G6	1				
		R5D 2	A4	1				
		R5D 4R	A4	1	1	1	1	1
		TV 2	A4	5	8	6	6	6
		SNB 5	A4	1	1	1	1	1
		SNB 5P	A4	1				
		SNB 5P	A8		1	1	1	1
		HSS 1	A4	3	3	3	3	3
				72*	76	78	58	58
NAS NART	OLATHE	F9F 8	A4	9		8	8	8
		F9F 8	B	2				
		F9F 8B	A4	6	16	8	8	8
		F9F 8B	B	3				
		F9F 8B	G5	1				
		P2V 6	A4	6				
		P2V 6 6F	A4		4	4	4	4
		P2V 5	A4		1	1	1	1
		P2V 5F	A4	1				
		R5D 2 3	A4		3	3	3	3
		R5D 3	A4	1				
		R5D 3	G6	1				
		R5D 2	A4	1				
		TV 2	A4			4	4	4
		F9F 8T	A4	4	3	3	3	3
		SNB 5	A4	2	2	2	2	2
				37*	29	33	33	33
NAS NART	SEATTLE	AD 5	A4	12	11	11	11	11
		AD 5N	A4	2	2	2	2	2
		AD 5N	G5	1				
		S2F 1	A4	8	9	9	9	9
		S2F 1	D5	2				
		P2V 5	A4		5	5	5	5
		P2V 5F	A4	4				
		P2V 5F	D5	1				
		R5D 2 3	A4		2	3	3	3
		R5D 3	A4	2				
		R5D 2	A4	1				
		SNB 5	A4	4	3	3	3	3
		HSS 1	A4	3	3	3	3	3
				40*	35	36	36	36
NAS NART	SO WEYMOUTH	FJ 3	A4	10	10	10	8	8
		FJ 3	D5	3				
		FJ 3M	A4	4	6	6	8	8
		S2F 2	A4	3				
		S2F 2	HO	1				
		S2F 1	A4	14	18	18	18	18
		S2F 1	D5	3				
		P2V 5	A4		5	5	5	5
		P2V 5F	A4	5				
		P2V 5F	B	1				
		R5D 2 3	A4		3	3	3	3
		R5D 3	A4	1				
		R5D 2	A4	2				
		TV 2	A4	2	4	4	4	4
		TV 2	G5	1				
		SNB 5	A4	2	2	2	2	2
		HSS 1	A4	3	3	3	3	3
				55*	51	51	51	51
NAS NART	WILLOW GROVE	FJ 3	A4	11	8	8	8	8
		FJ 3	B	4				
		FJ 3M	A4	4	8	8	8	8
		S2F 2	A4	5				
		S2F 1	A4	13	19	18	18	18
		S2F 1	B	1				
		S2F 1	D5	4				
		S2F 1	G5	1				
		P2V 5	A4		5	5	5	5
		P2V 5F	A4	5				
		P2V 5F	D5	1				
		R5D 2 3	A4		3	3	3	3
		R5D 3	A4	2				
		R5D 2	A4	1				
		TV 2	A4	3	3	4	4	4
		SNB 5	A4	2	2	2	2	2
		SNB 5P	A4	1				
		SNB 5P	A8		1	1	1	1
		R4D 5S6S	A4		1	1	1	1
		R4D 6S	A4	1				
		HUP 2	A4	3	5	6	6	6
				62*	55	56	56	56
PROGRAM OPERATING				717	778	760	722	722
OPERATIONAL POOL				122				
TOTAL PROGRAM				839				
NON PROGRAM (INCLUDING DRONES)								
TOTAL INVENTORY				839				

[redacted]

DECLASSIFIED

[redacted]

TOTAL PROGRAM & NON-PROGRAM AIRCRAFT

TABLE 2 LOCATION OF AIRCRAFT INVENTORY AND PLANNED OPERATING ASSIGNMENTS

BY COMMAND AND UNIT

RDT&E UNIT	LOCATION	MODEL	INVENTORY STATUS	INVENTORY NO ON BOARD	PLANNED OPT'G. ASSIGNMENTS 30 JUN 1960	30 SEP 1960	31 DEC 1960	31 MAR 1961
RDT&E AIRCRAFT								
		F8U 2	A9	5	6	6	6	6
		F8U 2	T	1				
				6*	6	6	6	6
		F8U 1	A9	3	6	6	6	6
		F8U 1	T	3				
				6*	6	6	6	6
		F8U 1E	A9	1				
				1*				
		F11F 1	A9	5	5	5	5	5
		F11F 1	D5	1				
		F11F 1	T	2				
		F11F 1	U	1				
				9*	5	5	5	5
		F11F 1F	T	1				
				1*				
		F9F 8	A9	2	2	2	2	2
				2*	2	2	2	2
		F3H 2M	A9		1			
				*	1			
		F2H 2	T	1				
				1*				
		FJ 4	A9	2	3	2	2	2
		FJ 4	D5	1				
		FJ 4	T	1				
				4*	3	2	2	2
		FJ 3	A9	3	4	4	4	4
		FJ 3	D5	1				
				4*	4	4	4	4
		F8U 2N	A9			4	4	4
		F8U 2N	T	3				
				3*		4	4	4
		F3H 2	A9	10	13	13	13	13
		F3H 2	T	3				
				13*	13	13	13	13
		F3H 2N	A9	1	4			
		F3H 2N	D5	1				
		F3H 2N	T	1				
		F3H 2N	TR	1				
				4*	4			
		F4H 1	A9		2	4	4	4
		F4H 1	T	10				
		F4H 1	TR	1				
		F4H 1	U	1				
				12*	2	4	4	4
		F3D 2	A9	4				
		F3D 2	T	2				
				6*				
		F3D 2M	A9	1				
		F3D 2M	T	2				
				3*				
		F3D 1	T	1				
		F3D 1	U	1				
				2*				
		F4D 1	A9	10	10	10	10	10
		F4D 1	D5	1				
		F4D 1	T	1				
				12*	10	10	10	10
		F8U 1P	A9	1	2	2	2	2
				1*	2	2	2	2
		F9F 8P	A9	1				
		F9F 8P	T	1				
				2*				
		FJ 3D2	A9	4	3	3	3	3
				4*	3	3	3	3
		A4D 2	A9	4	4	4	4	4
				4*	4	4	4	4
		A4D 2N	A9	1	5	5	5	5
		A4D 2N	T	3				
				4*	5	5	5	5
		A4D 1	A9	4	4	4	4	4
		A4D 1	D5	2				
		A4D 1	T	1				
				7*	4	4	4	4
		FJ 4B	A9	2	4	4	4	4
		FJ 4B	D5	3				
				5*	4	4	4	4

RDT&E UNIT	LOCATION	MODEL	INVENTORY STATUS	INVENTORY NO ON BOARD	PLANNED OPT'G ASSIGNMENTS 30 JUN 1960	30 SEP 1960	31 DEC 1960	31 MAR 1961
		F9F 8B	A9	4				
				4*				
		A3J 1	A9				1	1
		A3J 1	T	9				
				9*			1	1
		A3D 2P	T	2				
				2*				
		A3D 1P	D5	1				
				1*				
		A3D 2Q	A9	1				
		A3D 2Q	T	1				
				2*				
		A3D 2	A9	3	3	3	3	3
		A3D 2	T	2				
				5*	3	3	3	3
		A3D 1	A9	2	2	2	2	2
		A3D 1	T	1				
		A3D 1	TR	1				
				4*	2	2	2	2
		A2F 1	T	1				
				1*				
		AD 6	A9	1	2	2	2	2
				1*	2	2	2	2
		AD 5	A9	1	2	2	2	2
		AD 5	C	1				
				2*	2	2	2	2
		AD 5N	A9	4	5	5	5	5
				4*	5	5	5	5
		AD 5Q	A9		1	1	1	1
				*	1	1	1	1
		WF 2	A9	2	2	2	2	2
		WF 2	T	1				
				3*	2	2	2	2
		AD 5W	A9	1	2	2	2	2
				1*	2	2	2	2
		AJ 1	T	1				
				1*				
		S2F 3	A9			2	2	2
		S2F 3	T	8				
				8*		2	2	2
		S2F 1	A9	4	4	2	2	2
		S2F 1	T	1				
				5*	4	2	2	2
		P2V 7	A9	2	2	2	2	2
				2*	2	2	2	2
		P2V 7S	T	1				
				1*				
		P2V 6M	A9	1	1	1	1	1
				1*	1	1	1	1
		P2V 5	A9		7	7	7	7
				*	7	7	7	7
		P2V 5F	A9	5				
				5*				
		P2V 5S	A9	1				
				1*				
		P2V 4	A9	3	2	2	2	2
				3*	2	2	2	2
		P2V 5FD	A9		1	1	1	1
				*	1	1	1	1
		P5M 1S	A9	1				
				1*				
		WV 2	A9	6	6	6	6	6
				6*	6	6	6	6
		WV 2E	T	1				
				1*				
		R5D 2 3	A9		2	2	2	2
				*	2	2	2	2
		R5D 3	A9	1				
				1*				
		R5D 4R	A9	1	1	1	1	1
				1*	1	1	1	1

[redacted]

[redacted]

TOTAL PROGRAM & NON-PROGRAM AIRCRAFT

DECLASSIFIED

TABLE 2 LOCATION OF AIRCRAFT INVENTORY AND PLANNED OPERATING ASSIGNMENTS

BY COMMAND AND UNIT

RDT&E UNIT	LOCATION	MODEL	INVENTORY STATUS	INVENTORY NO. ON BOARD	PLANNED OPT'G. ASSIGNMENTS 30 JUN 1960	30 SEP 1960	31 DEC 1960	31 MAR 1961
		R4D 8	A9	1	3	3	3	3
				1*	3	3	3	3
		R4D 5 6	A9		3	3	3	3
				*	3	3	3	3
		R4D 6	A9	1				
		R4D 6	U	2				
				3*				
		R4D 5	A9	1				
		R4D 5	U	1				
				2*				
		R4D 6R	T	1				
				1*				
		R4Y 1 2	A9		2	2	2	2
				*	2	2	2	2
		R4Y 1	AR	1				
		R4Y 1	A9	2				
				3*				
		TF 1	A9	1	2	2	2	2
		TF 1	T	2				
				3*	2	2	2	2
		GV 1	T	2				
				2*				
		UF 1	A9	1				
				1*				
		JD 1	A9	1	1	1	1	1
				1*	1	1	1	1
		JD 1D	A9	2	3	3	3	3
				2*	3	3	3	3
		T2J 1	A9	1	2	2	2	2
		T2J 1	T	2				
				3*	2	2	2	2
		T2V 1	A9	6	3	3	3	3
		T2V 1	D5	1				
		T2V 1	T	1				
				8*	3	3	3	3
		F9F 8T	A9	5				
		F9F 8T	T	1				
				6*				
		F3D 2T2	AR	1				
		F3D 2T2	A9	3				
				4*				
		SNB 5	A9		1	1	1	1
				*	1	1	1	1
		T 34B	A9	1	1	1	1	1
				1*	1	1	1	1
		T 28B	A9	3	3	3	3	3
		T 28B	T	1				
				4*	3	3	3	3
		T 28BD	A9	2	4	4	4	4
				2*	4	4	4	4
		HSS 2	T	8				
				8*				
		HSS 1	A9	2				
		HSS 1	T	7				
				9*				
		HSS 1N	A9	2				
				2*				
		HOK 1	T	1				
				1*				
		HRS 3	A9	1	1	1	1	1
				1*	1	1	1	1
		HU2K 1	A9		1	1	1	1
		HU2K 1	T	4				
				4*	1	1	1	1
		HUS 1A	A9	2	1	1	1	1
				2*	1	1	1	1
		HUL 1	T	1				
				1*				
		HUP 2	A9	1	1	1	1	1
		HUP 2	T	1				
				2*	1	1	1	1

RDT&E UNIT	LOCATION	MODEL	INVENTORY STATUS	INVENTORY NO ON BOARD	PLANNED OPT'G. ASSIGNMENTS 30 JUN 1960	30 SEP 1960	31 DEC 1960	31 MAR 1961
		HTK 1	T	2				
		HTK 1	TR	1				
				3*				
		HTL 7	T	1				
				1*				
		ZS2G 1	A9	1				
				1*				
		ZSG 4	A9		1	1	1	1
				*	1	1	1	1
		ZPG 2	A9	2	2	2	2	2
				2*	2	2	2	2
		ZPG 1	A9		1	1	1	1
				*	1	1	1	1
		Y/F8U 1	A9	2				
		Y/F8U 1	D5	1				
				3*				
		Y/F11F 1	A9	2				
		Y/F11F 1	D5	1				
				3*				
		Y/FJ 4	A9	1				
				1*				
		Y/F4D 1	A9	6				
		Y/F4D 1	D5	1				
				7*				
		Y/A4D 2	A9	3				
		Y/A4D 2	D5	1				
				4*				
		Y/A4D 1	A9	1				
				1*				
		Y/FJ 4B	A9	1				
				1*				
		Y/A3D 2	A9	1				
				1*				
		Y/A3D 1	A9	1				
				1*				
		Y/S2F 1	D5	1				
				1*				
		Y/S2F 1S	A9	1				
				1*				
		Y/P2V 3W	A9	1				
				1*				
		Y/PBM5S2	A9	1				
				1*				
		Y/T2J 1	A9	3				
				3*				
		Y/TV 2	A9	1				
				1*				
		Y/F9F 8T	A9	2				
				2*				
		Y/T 34B	A9	1				
				1*				
		YA4D 2N	A9	4				
				4*				

[redacted]

DECLASSIFIED

DECLASSIFIED

[redacted]

TOTAL PROGRAM & NON-PROGRAM AIRCRAFT

TABLE 2 LOCATION OF AIRCRAFT INVENTORY AND PLANNED OPERATING ASSIGNMENTS

BY COMMAND AND UNIT

31 May 1960

RDT&E UNIT	LOCATION	MODEL	INVENTORY STATUS	INVENTORY NO. ON BOARD	PLANNED OPT'G. ASSIGNMENTS 30 JUN 1960	30 SEP 1960	31 DEC 1960	31 MAR 1961
		YA3J 1	A9	1				
				1*				
		YA3D 2P	A9	1				
				1*				
		YS2F 3	A9	2				
				2*				
		YWV 2Q	A9	1				
				1*				
		F9F 6K	A9	18				
				18*				
		F6F 5K	A9	7				
				7*				
PROGRAM OPERATING				152	159	159	160	160
OPERATIONAL POOL				13				
TOTAL PROGRAM				165				
NON PROGRAM (INCLUDING DRONES)				178				
TOTAL INVENTORY				343				
NAS RDT&E	ANACOSTIA	R5D 4R	A9	1				
		Y/S2F 1	D5	1				
				2*				
INM	BOSTON	F3H 2N	TR	1				
		F3D 2	T	1				
		F3D 2M	T	1				
		F3D 1	U	1				
		F4D 1	T	1				
				5*				
ONR	BOSTON	R4D 6R	T	1				
				1*				
NASA	CLEVELAND	R4D 6	U	1				
				1*				
NLO	EDWARDS AFB	F11F 1	T	1				
		F4H 1	U	1				
		A4D 1	T	1				
		R4D 5	U	1				
				4*				
NPF	EL CENTRO	F3D 2	A9	2				
		A4D 1	A9	2				
		AD 5N	A9	1				
		P2V 4	A9	1				
		T2V 1	A9	1				
		F9F 8T	A9	2				
		Y/TV 2	A9	1				
				10*				
NAF RDT&E	CHINA LAKE	F8U 1	A9	1				
		FJ 4	D5	1				
		F3D 2	A9	1				
		F4D 1	A9	2				
		F4D 1	D5	1				
		FJ 3D2	A9	4				
		A4D 2	A9	1				
		A4D 1	A9	1				
		FJ 4B	A9	1				
		FJ 4B	D5	1				
		A3D 2	A9	1				
		AD 5N	A9	1				
		P2V 4	A9	2				
		JD 1D	A9	2				
		F3D 2T2	AR	1				
		F3D 2T2	A9	2				
		T 28BD	A9	2				
		Y/F8U 1	A9	1				
		Y/P2V 3W	A9	1				
		F9F 6K	A9	10				
		F6F 5K	A9	6				
				43*				
NASWF	KIRTLAND AFB	F3H 2	A9	2				
		A4D 2N	A9	1				
		FJ 4B	A9	1				
		A3D 2	A9	1				
		S2F 1	A9	1				
		T2V 1	A9	1				
		F9F 8T	A9	1				
		YS2F 3	A9	1				
				9*				
NADC	JOHNSVILLE	F8U 1P	A9	1				
		F9F 8P	A9	1				
		A4D 2	A9	1				
		F9F 8B	A9	1				
		A3D 1P	D5	1				
		WF 2	A9	1				
		P2V 7	A9	2				
		P2V 5F	A9	1				
		WV 2	A9	1				
		R4D 8	A9	1				
		R4Y 1	AR	1				
		HSS 1N	A9	1				
		Y/S2F 1S	A9	1				
		Y/F9F 8T	A9	2				
		F9F 6K	A9	4				
		F6F 5K	A9	1				
				21*				
NATFSI	LAKEHURST	F8U 1	A9	1				
		FJ 4	A9	1				
		F9H 2	A9	1				
		F3D 2	A9	1				
		F4D 1	A9	1				
		F9F 8B	A9	1				
		A3D 1	A9	1				
		AD 5N	A9	1				
		Y/A4D 1	A9	1				
				9*				
NAS	LAKEHURST	ZS2G 1	A9	1				
		ZPG 2	A9	1				
				2*				
NASA	LANGLEY FLD	F11F 1	U	1				
				1*				
NASA	MOFFETT FLD	R4D 6	U	1				
				1*				
MINEDEFDEVU	PANAMA CITY	HSS 1	A9	1				
				1*				
NAMC	PHILADELPHIA	AD 5N	A9	1				
		T2J 1	A9	1				
		Y/T 34B	A9	1				
				3*				

[redacted]

DECLASSIFIED

[redacted]

DECLASSIFIED

TOTAL PROGRAM & NON-PROGRAM AIRCRAFT

TABLE 2 LOCATION OF AIRCRAFT INVENTORY AND PLANNED OPERATING ASSIGNMENTS

BY COMMAND AND UNIT

RDT&E UNIT	LOCATION	MODEL	INVENTORY STATUS	INVENTORY NO ON BOARD	PLANNED OPT'G. ASSIGNMENTS 30 JUN 1960	30 SEP 1960	31 DEC 1960	31 MAR 1961
NATC RDT&E	PTXNT RIVER	F8U 2	A9	5				
		F8U 1	A9	1				
		F8U 1E	A9	1				
		F11F 1	A9	5				
		F11F 1	D5	1				
		F9F 8	A9	2				
		FJ 4	A9	1				
		FJ 3	A9	3				
		FJ 3	D5	1				
		F3H 2	A9	5				
		F3H 2N	A9	1				
		F3H 2N	D5	1				
		F4D 1	A9	5				
		A4D 2	A9	1				
		A4D 1	A9	1				
		FJ 4B	D5	2				
		F9F 8B	A9	2				
		A3D 2Q	A9	1				
		A3D 2	A9	1				
		AD 6	A9	1				
		AD 5	A9	1				
		AD 5	C	1				
		WF 2	A9	1				
		AD 5W	A9	1				
		S2F 1	A9	1				
		P2V 5F	A9	3				
		P5M 1S	A9	1				
		WV 2	A9	2				
		R5D 3	A9	1				
		R4D 6	A9	1				
		R4D 5	A9	1				
		R4Y 1	A9	1				
		TF 1	A9	1				
		UF 1	A9	1				
		T2V 1	A9	4				
		T2V 1	D5	1				
		F9F 8T	A9	2				
		T 28B	A9	3				
		HSS 1N	A9	1				
		HRS 3	A9	1				
		HUS 1A	A9	2				
		HUP 2	A9	1				
		Y/F8U 1	A9	1				
		Y/F8U 1	D5	1				
		Y/F11F 1	A9	2				
		Y/F11F 1	D5	1				
		Y/FJ 4	A9	1				
		Y/F4D 1	A9	5				
		Y/A4D 2	A9	3				
		Y/FJ 4B	A9	1				
		Y/PBM5S2	A9	1				
		Y/T2J 1	A9	3				
		YA4D 2N	A9	4				
		YA3J 1	A9	1				
		YA3D 2P	A9	1				
		YS2F 3	A9	1				
		YWV 2Q	A9	1				
		F9F 6K	A9	4				
				104*				
USNMC RDT&E	POINT MUGU	F3H 2	A9	2				
		F3H 2	T	2				
		F4H 1	T	1				
		F3D 2M	A9	1				
		A4D 1	D5	1				
		A3D 1	A9	1				
		P2V 6M	A9	1				
		R4Y 1	A9	1				
		Y/F4D 1	A9	1				
		Y/F4D 1	D5	1				
		Y/A4D 2	D5	1				
		Y/A3D 2	A9	1				
		Y/A3D 1	A9	1				
				15*				
MCAS AES 12	QUANTICO	T 34B	A9	1				
				1*				
NATU	QUONSET PNT	A4D 1	D5	1				
		S2F 1	A9	1				
		P2V 5F	A9	1				
		HSS 1	A9	1				
				4*				
INSMAT	SCHENECTADY	HSS 1	T	1				
				1*				
NADU	SO WEYMOUTH	F4D 1	A9	2				
		S2F 1	A9	1				
		P2V 5S	A9	1				
		WV 2	A9	3				
		JD 1	A9	1				
		F3D 2T2	A9	1				
		ZPG 2	A9	1				
				10*				

RDT&E UNIT	LOCATION	MODEL	INVENTORY STATUS	INVENTORY NO ON BOARD	PLANNED OPT'G ASSIGNMENTS 30 JUN 1960	30 SEP 1960	31 DEC 1960	31 MAR 1961
BUREAU OF NAVAL WEAPONS REPRESENTATIVES								
BWR RDT&E	BALTIMORE	F2H 2	T	1				
		F3D 2	T	1				
				2*				
BWR RDT&E	BETHPAGE	F11F 1	T	1				
		F11F 1F	T	1				
		A3D 2P	T	1				
		A3D 1	T	1				
		A2F 1	T	1				
		WF 2	T	1				
		S2F 3	T	8				
		S2F 1	T	1				
		TF 1	T	2				
		F9F 8T	T	1				
		T 28B	T	1				
				19*				
BWR RDT&E	BLOOMFIELD	HOK 1	T	1				
		HU2K 1	T	4				
		HTK 1	T	2				
		HTK 1	TR	1				
				8*				
BWR RDT&E	BUFFALO	F3D 1	T	1				
				1*				
BWR RDT&E	BURBANK	P2V 7S	T	1				
		WV 2E	T	1				
		T2V 1	T	1				
				3*				
BWR RDT&E	COLUMBUS	FJ 4	T	1				
		F9F 8P	T	1				
		A3J 1	T	9				
		AJ 1	T	1				
		GV 1	T	2				
		T2J 1	T	2				
				16*				
BWR RDT&E	DALLAS	F8U 2	T	1				
		F8U 1	T	3				
		F8U 2N	T	3				
		F3D 2M	T	1				
		A3D 1	TR	1				
				9*				
BWR RDT&E	EST HARTFORD	HSS 2	T	8				
		HSS 1	T	6				
				14*				
BWR RDT&E	EL SEGUNDO	A4D 2	A9	1				
		A4D 2N	T	3				
		A3D 2P	T	1				
		A3D 2Q	T	1				
		A3D 2	T	2				
				8*				
BWR RDT&E	FORT WORTH	HUL 1	T	1				
		HTL 7	T	1				
				2*				
BWR RDT&E	MORTON	HUP 2	T	1				
				1*				
BWR RDT&E	ST LOUIS	F3H 2N	T	1				
		F4H 1	T	9				
		F4H 1	TR	1				
				11*				
BWR RDT&E	WICHITA	F3H 2	T	1				
				1*				
PROGRAM OPERATING				152	159	159	160	160
OPERATIONAL POOL				13				
TOTAL PROGRAM				165				
NON PROGRAM (INCLUDING DRONES)				178				
TOTAL INVENTORY				343				

[redacted]

DECLASSIFIED

[redacted]

TABLE 2 LOCATION OF AIRCRAFT INVENTORY AND PLANNED OPERATING ASSIGNMENTS

BY COMMAND AND UNIT

BUWEPS FR UNIT	LOCATION	MODEL	INVENTORY STATUS	INVENTORY NO ON BOARD	PLANNED OPT'G. ASSIGNMENTS 30 JUN 1960	30 SEP 1960	31 DEC 1960	31 MAR 1961
OVERHAUL & REPAIR ACTIVITIES								
O&R BUWEPS FR	ALAMEDA	F11F 1	B1	1				
		F11F 1	EE	1				
		F11F 1	G5	1				
		F9F 6	Q3	1				
		FJ 4	E1	3				
		FJ 4	E6	6				
		FJ 3M	E1	2				
		FJ 3M	E6	6				
		F8U 1P	B	1				
		F9F 6D	Q3	2				
		FJ 3D	B	1				
		FJ 3D	D5	3				
		FJ 3D	E1	4				
		FJ 3D	E6	2				
		A4D 2	B	1				
		A4D 2	D5	1				
		A4D 2	G6	1				
		A4D 2	G7	1				
		A4D 2	HO	1				
		A4D 2	H7	1				
		A4D 1	E6	3				
		A4D 1	G7	1				
		A4D 1	H7	1				
		A4D 1	I9	3				
		FJ 4B	B	1				
		FJ 4B	E1	1				
		FJ 4B	E6	5				
		FJ 4B	G7	3				
		FJ 4B	Y	1				
		A3D 2Q	G7	1				
		A3D 2	D1	1				
		AD 7	F6	3				
		AD 6	E1	47				
		AD 6	E6	11				
		AD 6	F6	2				
		AD 6	H7	1				
		AD 6	NX	1				
		AD 5	B	1				
		AD 5	E1	1				
		AD 5	E6	1				
		AD 5N	E1	22				
		AD 5N	E6	1				
		AD 5N	H7	2				
		AD 5Q	B	2				
		AD 5Q	F6	1				
		AD 5W	E1	5				
		AD 5W	E6	1				
		AD 5W	H7	1				
		P2V 7	D5	7				
		P2V 7	EE	1				
		P2V 7	E5	4				
		P2V 7	H5	1				
		P2V 7S	B1	2				
		P2V 7SX	D1	1				
		P2V 6	E5	1				
		P2V 6M	E1	2				
		P2V 6M	E4	1				
		P2V 6M	E9	1				
		P2V 6TX	E9	1				
		P2V 6TX	G8	1				
		P2V 6TX	NY	1				
		P2V 5F	DE	2				
		P2V 5F	D5	19				
		P2V 5F	E5	23				
		P2V 5F	H5	2				
		P2V 5JF	E5	1				
		P2V 5S	B	8				
		P2V 5S	H5	1				
		P2V 5FD	B	1				
		R4D 6	EJ	1				
		R4D 5	NX	1				
		UF 2	B	1				
		UF 1	B	2				
		UF 1	EJ	2				
		JD 1	NX	1				
		TV 2	NX	5				
		TV 2D	P4	1				
		SNB 5	EJ	1				
		HUS 1	B	5				
				265*				
O&R BUWEPS FR	CHERRY POINT	F3H 2M	NX	1				
		F3H 2M	P3	5				
		F3H 2M	Q1	1				
		FJ 3	E5	3				
		FJ 3	NX	11				
		FJ 3M	EN	2				
		FJ 3M	EY	7				
		FJ 3M	NX	35				
		F2H 4	EN	1				
		F2H 4	NX	3				
		F2H 3	NX	5				
		F3H 2	B	2				
		F3H 2	EY	1				
		F3H 2	E6	4				
		F3H 2	MX	10				
		F3H 2N	P3	6				
		F3H 2N	Q1	3				
		FJ 3D	E5	3				
		FJ 3D2	E5	2				
		OE 2	B	1				
		OE 2	D1	2				
		OE 2	E1	1				
		OE 1	D1	2				
		R4Q 2	D3	9				
		HOK 1	F6	1				
				121*				
O&R BUWEPS FR	CRPS CHRISTI	F3H 2N	B	1				
		FJ 4B	B	1				
			-	2*				
O&R BUWEPS FR	JACKSONVILLE	FJ 3	Y	1				
		F4D 1	B	2				
		F4D 1	E6	1				
		A3D 2P	H7	1				
		A3D 2Q	H7	1				
		A3D 2	C	1				
		A3D 2	D1	2				
		A3D 2	G7	2				
		A3D 2	H7	1				
		A3D 2	Y	1				
		A3D 1	D1	1				
		TV 2	E6	1				
		HSS 1	C	1				
		HSS 1	D1	11				
		HSS 1	E1	4				
		HSS 1	E6	1				
		HOK 1	B1	9				
		HOK 1	D1	2				
		HOK 1	E1	1				
		HOK 1	G7	3				
		HO4S 3	D1	3				
		HO4S 3	E1	8				
		HRS 3	B	2				
		HRS 3	D1	5				
		HRS 3	E1	5				
		HUS 1	B	1				
		HUS 1	D1	4				
		HUS 1	E1	4				
		HUS 1	E6	1				
		HR2S 1	D1	6				
		HR2S 1	E1	4				
		HUS 1A	B	1				
		HUS 1A	D1	2				
		HUS 1A	E1	1				
		HUL 1	D1	1				
		HUL 1	E1	1				
		HUP 2	B	1				
		HUP 2	D1	5				
		HUP 2	E1	4				
		HUP 2	E6	2				
		HTL 6	D1	5				
		HTL 6	E1	3				
		HTL 6	E6	1				
		HTL 6	NX	2				
				119*				

[redacted]

DECLASSIFIED

TOTAL PROGRAM & NON-PROGRAM AIRCRAFT

TABLE 2 **LOCATION OF AIRCRAFT INVENTORY AND PLANNED OPERATING ASSIGNMENTS**

BY COMMAND AND UNIT

BUWEPS FR UNIT	LOCATION	MODEL	INVENTORY STATUS	INVENTORY NO ON BOARD	PLANNED OPT'G. ASSIGNMENTS 30 JUN 1960	30 SEP 1960	31 DEC 1960	31 MAR 1961
O&R BUWEPS FR	LAKEHURST	P2V 7S	B	1				
		HSS 1	G5	2				
		ZPG 2	G7	1				
		ZPG 2	MX	1				
		ZPG 2	NX	1				
		ZPG 3W	DE	1				
		ZPG 2W	EE	1				
		ZPG 2W	MX	1				
				9*				
O&R BUWEPS FR	NORFOLK	F8U 2	B	2				
		F8U 2	E6	3				
		F8U 2	G7	1				
		F8U 1E	D1	2				
		F8U 1E	E6	1				
		F11F 1	B	1				
		F11F 1	DA	1				
		F11F 1	D5	1				
		F11F 1	E5	2				
		F11F 1	E6	1				
		F11F 1	Y	1				
		F9F 8	Q3	29				
		FJ 3M	Y	1				
		F8U 1P	EE	1				
		F9F 6D	Q3	1				
		F9F 5KD	MW	2				
		F3D 2Q	C	1				
		F9F 8B	E1	4				
		F9F 8B	MX	4				
		F9F 8B	WB	2				
		AD 4NA	R	12				
		S2F 1	R	4				
		P2V 5F	NX	1				
		P5M 2S	C	1				
		P5M 2S	HO	1				
		P5M 1	MX	2				
		R5D 5	D3	1				
		R5D 3	B	1				
		R5D 3	C	1				
		R5D 3	DC	1				
		R5D 3	D3	1				
		R5D 2	D3	1				
		R5D 4R	D3	1				
		R5D 3Z	DC	1				
		R5D 2Z	D3	1				
		JD 1	B	1				
		JD 1	D1	4				
		JD 1	HO	1				
		JD 1	MX	4				
		JD 1D	E1	1				
		F9F 8T	D1	4				
		F9F 8T	E6	1				
		SNB 5	NX	1				
		HUP 3	HP	26				
		HUP 3	I9	3				
		HUP 3	MW	17				
		HUP 3	MX	1				
		HTL 5	NX	1				
		HTL 5	P4	1				
		HTL 5	S4	2				
		HTL 4	MW	2				
		F9F 6K2	B	1				
		F9F 6K2X	D4	9				
		F9F 6K2X	E4	7				
		F9F 6K	B3	1				
		F9F 6K	M9	40				
		F9F 6KX	E4	62				
		F9F 6KX	MW	57				
				338*				
O&R BUWEPS FR	PENSACOLA	AD 6	HO	1				
		S2F 2	D5	1				
		S2F 2	E5	1				
		S2F 2	G6	1				
		S2F 1X	D5	2				
		S2F 1X	E5	1				
		S2F 1	B	2				
		S2F 1	DE	6				
		S2F 1	D5	13				
		S2F 1	E5	7				
		S2F 1	G6	3				
		S2F 1T	B	3				
		S2F 1T	DE	1				
		S2F 1TX	D5	6				
		S2F 1TX	E5	1				
		S2F 1TX	G6	1				
		TF 1	D5	2				
		UF 2	B	1				
		UF 2	D1	2				
		UF 1	D1	5				
		UF 1	E1	5				
		T2J 1	C	1				
		T2J 1	D1	1				
		T2V 1	B	3				
		T2V 1	DE	1				
		T2V 1	NX	3				
		T2V 1	Y	11				
		SNB 5	D1	8				
		SNB 5	E1	12				
		SNB 5	E6	2				
		SNB 5P	E1	1				
		SNB 5P	E6	1				
		T 34B	B	19				
		T 34B	DA	1				
		T 34B	D1	9				
		T 34B	E1	26				
		T 34B	G6	10				
		T 34B	MW	146				
		T 28B	B	1				
		T 28B	D1	17				
		T 28B	E1	31				
		T 28B	NX	19				
		T 28C	B	1				
		T 28C	D1	15				
		T 28C	E1	28				
		T 28C	NX	5				
		HTL 6	EJ	2				
				439*				
O&R BUWEPS FR	QUONSET PNT	A4D 2	D1	1				
		A4D 2	D5	1				
		A4D 2	E6	5				
		A4D 1	D5	1				
		A4D 1	E6	1				
		AD 7	C	1				
		AD 7	D1	4				
		AD 7	E1	1				
		AD 6	B	3				
		AD 6	C	5				
		AD 6	DA	2				
		AD 6	D1	22				
		AD 6	E1	11				
		AD 6	E6	2				
		AD 6	Q1	1				
		AD 6	RD	8				
		AD 5	B	1				
		AD 5	C	2				
		AD 5	DA	1				
		AD 5	D1	4				
		AD 5	E1	4				
		AD 5	G7	1				
		AD 5N	D1	3				
		AD 5N	E1	10				
		AD 5N	NX	1				
		AD 5Q	C	1				
		AD 5Q	D1	4				
		AD 5Q	E1	3				
		AD 5W	D1	7				
		AD 5W	E1	10				
		AD 5W	E6	2				
		UC 1	D1	1				
		F3D 2T2	NX	2				
		SNB 5	EN	1				
		HSS 1	EN	1				
		HSS 1	F6	1				
		HUK 1	EN	1				
				130*				

DECLASSIFIED

[redacted]

TOTAL PROGRAM & NON-PROGRAM AIRCRAFT

TABLE 2 LOCATION OF AIRCRAFT INVENTORY AND PLANNED OPERATING ASSIGNMENTS

BY COMMAND AND UNIT

BUWEPS FR UNIT	LOCATION	MODEL	INVENTORY STATUS	INVENTORY NO. ON BOARD	PLANNED OPT'G ASSIGNMENTS 30 JUN 1960	30 SEP 1960	31 DEC 1960	31 MAR 1961
O&R BUWEPS FR	SAN DIEGO	F8U 2	D1	1				
		F8U 1	D1	3				
		F8U 1	E6	1				
		F8U 1	HN	2				
		F8U 1E	D1	2				
		F11F 1	Y	1				
		F3H 2M	P3	3				
		FJ 4	FE	1				
		F2H 4	MY	2				
		F2H 4	NX	1				
		F2H 3	HO	1				
		F3H 2	B	4				
		F3H 2	D1	1				
		F3H 2	E6	1				
		F3H 2	NX	1				
		F3H 2N	E4	1				
		F3H 2N	H4	2				
		F3D 2M	F1	1				
		F4D 1	B	1				
		F4D 1	DA	1				
		F4D 1	D1	1				
		F4D 1	HO	1				
		F4D 1	NX	2				
		F4D 1	NY	1				
		F8U 1P	DA	1				
		F8U 1P	MX	1				
		F8U 1P	NX	4				
		F3D 2Q	B	1				
		F3D 2Q	D1	4				
		F3D 2Q	E6	1				
		FJ 4B	I9	1				
		F9F 8B	EY	1				
		AD 6	EJ	1				
		AD 6	EY	1				
		S2F 1	B	4				
		S2F 1	D5	1				
		S2F 1	E5	6				
		S2F 1	HO	1				
		P5M 2	B	1				
		P5M 1	B	1				
		P5M 1	E6	1				
		P5M 1	MX	19				
		P5M 1SX	D1	1				
		P5M 1SX	H7	1				
		P5M 1SX	G7	2				
		P5M 1SX	MY	6				
		UF 1	EY	2				
		TV 2	EJ	4				
		TV 2	EY	4				
		TV 2	E6	4				
		TV 2	F1	1				
		F3D 2T2	B	1				
		F3D 2T2	D1	7				
		F3D 2T2	E1	2				
		TV 2D	E6	1				
		TV 2D	P4	1				
		HSS 1	B	1				
		HSS 1	D1	12				
		HSS 1	E1	2				
		HSS 1N	D1	1				
		HOK 1	B	1				
		HOK 1	EJ	1				
		HOK 1	F6	6				
		HRS 3	D1	6				
		HRS 3	E1	1				
		HRS 3	E6	5				
		HRS 3	P4	1				
		HUS 1	B	1				
		HUS 1	D1	1				
		HR2S 1	F6	1				
		HUS 1A	D1	1				
		HUS 1A	E1	1				
		HUP 3	B	2				
		HUP 2	B	1				
		HUP 2	D1	3				
		HUP 2	P4	1				
		YF2Y 1	P3	1				
				173*				
O&R BUWEPS FR	TULSA	TV 2	B	5				
		TV 2	D1	26				
		TV 2	D1	3				
		TV 2D	D1	1				
		TV 2KD	D1	1				
				36*				

BUWEPS FR UNIT	LOCATION	MODEL	INVENTORY STATUS	INVENTORY NO ON BOARD	PLANNED OPT'G ASSIGNMENTS 30 JUN 1960	30 SEP 1960	31 DEC 1960	31 MAR 1961
BUREAU OF NAVAL WEAPONS REPRESENTATIVES								
BWR FR	BALTIMORE	P5M 2S	B	1				
		P5M 2S	B3	3				
		P5M 2SX	D1	27				
		WV 2Q	G4	1				
		R6D 1	D3	2				
				34*				
BWR FR	BETHPAGE	WF 2	C	3				
		WF 2	G5	12				
		WF 2	H5	3				
		S2F 3	V	4				
		S2F 1	R	2				
				24*				
BWRR FR	BLOOMFIELD	HU2K 1	V	1				
				1*				
BWR FR	BURBANK	P2V 7S	B	1				
		P2V 7S	C	2				
		P2V 7SX	G5	15				
		P2V 5S	B	2				
		P2V 5S	C	1				
		P2V 5SX	G5	22				
				43*				
BWR FR	COLUMBUS	T2J 1	B	7				
		T2J 1	C	3				
		T2J 1	G5	5				
		T2J 1	Q1	1				
				16*				
BWR FR	DALLAS	F8U 2	B	2				
		F8U 1	B	6				
		F8U 1	D5	38				
		F8U 1	HO	1				
		F8U 1	U	1				
		F8U 2N	B	2				
		F8U 2N	TR	1				
		F8U 1P	D5	3				
				54*				
BWR FR	EL SEGUNDO	F4D 1	Y	1				
		A4D 2N	B	3				
		A4D 2N	C	7				
		A4D 2N	G5	1				
		A4D 2N	V	78				
		A3D 2P	G5	2				
		A3D 2P	V	1				
		A3D 2Q	G5	2				
		A3D 2Q	V	2				
		A3D 2T	C	1				
		A3D 2T	G5	1				
		A3D 2	C	1				
		A3D 2	V	3				
				103*				
BWR FR	EST HARTFORD	HSS 2	B	2				
		HSS 2	V	3				
		HSS 1N	V	5				
		HUS 1	V	3				
		HR2S 1	V	1				
				14*				
BWR FR	ONTARIO	R4D 8	B	1				
		R4D 8	B1	1				
		R4D 8	D1	10				
		R4D 6	B	1				
		R4D 6	D1	6				
		R4D 5	B	2				
		R4D 5	B1	2				
		R4D 5	D1	8				
		R4D 6R	D1	1				
		R4D 7	D1	1				
				33*				
BWR FR	ST LOUIS	F4H 1	B	8				
				8*				
BWR FR	W PALM BEACH	R6D 1	D3	5				
		R6D 1Z	D3	1				
		R4Y 2	D3	1				
		R4Y 1	D3	3				
				10*				

[redacted]AL

DECLASSIFIED

TABLE 2 LOCATION OF AIRCRAFT INVENTORY AND PLANNED OPERATING ASSIGNMENTS

BY COMMAND AND UNIT

BUWEPS FR UNIT	LOCATION	MODEL	INVENTORY STATUS	INVENTORY NO. ON BOARD	PLANNED OPT'G. ASSIGNMENTS 30 JUN 1960	30 SEP 1960	31 DEC 1960	31 MAR 1961
MISCELLANEOUS BUWEPS ACTIVITIES								
ACFT ON LOAN BUWEPS FR								
ATOM ENER COMM		R4D 6R	U	1				
				1*				
BLATZ AIRLINES		R4D 6R	U	1				
				1*				
CAL AIR CHARTR		R4D 5R	U	1				
				1*				
CEN AIRLNE INC		R4D 6R	U	2				
		R4D 5R	U	1				
				3*				
DEPT OF AGRI		SNB 5	U	1				
		R4D 6S	U	1				
				2*				
DEPT OF INT		R4D 6Q	U	1				
				1*				
DEPT OF JUSTCE		R4D 5	U	2				
				2*				
FED AVN AGENCY		F9F 8P	U	2				
		R4D 5	U	1				
		R4D 6R	U	16				
		R4D 5R	U	2				
		R4D 6Z	U	3				
		R4D 5Z	U	1				
		F9F 8T	U	1				
		R4D 6Q	U	2				
		R4D 5Q	U	2				
		R4D 6S	U	11				
		HR2S 1	U	1				
				42*				
GEN ELEC CO		XF4D 1	U	1				
				1*				
LAKE CEN AIRLN		R4D 6R	U	1				
		R4D 5R	U	1				
				2*				
NO CEN AIRLNS		R4D 6R	U	2				
				2*				
OZARK AIR INC		R4D 5R	U	3				
				3*				
TRANS TEX AIRW		R4D 5R	U	2				
				2*				
U S ARMY		A4D 1	U	1				
		R4D 6Q	U	4				
		R4D 5Q	U	1				
		R4D 6S	U	1				
		R4D 5S	U	1				
				8*				
USAF		F8U 1D	U	1				
		TV 2D	U	1				
		TV 2KD	U	1				
				3*				
U S CG		R5D 4R	U	1				
				1*				

BUWEPS FR UNIT	LOCATION	MODEL	INVENTORY STATUS	INVENTORY NO ON BOARD	PLANNED OPT'G. ASSIGNMENTS 30 JUN 1960	30 SEP 1960	31 DEC 1960	31 MAR 1961
STORAGE FACILITIES								
STORAGE FACLTY	LITCHFLD PRK	F8U 1	MX	1				
		F11F 1	MX	18				
		F9F 8	MX	2				
		F9F 8	MY	1				
		F9F 8	P4	101				
		F9F 7	MX	24				
		F9F 6	P4	168				
		F3H 2M	P4	50				
		FJ 3	MX	38				
		FJ 3M	MX	11				
		F2H 4	MX	5				
		F2H 4	P4	3				
		F2H 3	MX	18				
		F2H 3	P4	3				
		F2H 3	Q1	1				
		F3H 2N	P3	3				
		F3H 2N	P4	20				
		F4D 1	MX	31				
		F8U 1P	MX	19				
		F9F 8P	I	1				
		F9F 8P	MX	45				
		F9F 6D	P4	17				
		FJ 3D	MX	1				
		F9F 5KD	MX	2				
		F9F 8B	MX	51				
		F9F 8B	MY	4				
		F9F 8B	WB	65				
		AD 6	F1	5				
		AD 6	MX	111				
		AD 6	MY	4				
		AD 5	F1	1				
		AD 5	MX	10				
		AD 5	P4	29				
		AD 5	WB	1				
		AD 4	R	1				
		AD 5N	MX	26				
		AD 5N	WB	4				
		AD 5Q	MX	1				
		AD 5W	MX	72				
		S2F 2	MX	4				
		S2F 1	MX	6				
		P2V 6	MX	6				
		P2V 6F	MX	1				
		P2V 6M	MX	5				
		P2V 6T	MX	5				
		P2V 4	MX	21				
		WV 2	MX	12				
		R4D 6	MX	5				
		R4D 5	MX	7				
		R4D 6R	MX	1				
		R4D 5R	MX	6				
		R4D 6Z	MX	3				
		UF 1	MX	9				
		JD 1	MX	21				
		T2V 1	MX	52				
		T2V 1	MY	6				
		TV 2	MX	202				
		TV 2	P4	1				
		F3D 2T2	MX	22				
		TV 2D	I	1				
		TV 2D	MX	2				
		TV 2KD	MX	5				
		TV 2KD	P4	1				
		SNB 5	F1	1				
		SNB 5	MX	201				
		SNB 5	MY	12				
		SNB 5	P4	11				
		SNB 5P	MX	9				
		T 34B	MX	1				
		T 28B	MX	31				
		T 28C	MX	78				
		R4D 6Q	WB	1				
		R4D 5Q	MX	1				
		R4D 5Q	WB	1				
		R4D 6S	MX	4				
		R4D 5S	MX	9				
		HUP 2	P4	1				
		F9F 6K	MY	32				
		P4Y 2K	MY	11				
				1776*				
NON OPERATIONAL SUPPORT				1386				
RESERVE STOCK				1569				
TOTAL PROGRAM				2955				
NON PROGRAM (INCLUDING DRONES)				868				
TOTAL INVENTORY				3823				

DECLASSIFIED

[redacted]

TABLE 3 PROGRAM AIRCRAFT

PROGRAM INVENTORY BY STATUS AND PLANNED OPERATING ASSIGNMENTS

BY COMMAND, CLASS AND MODEL

CLASS AND MODEL	COMMAND	TOTAL	BUWEPS FR: NON OPERATIONAL SUPPORT	BUWEPS FR: RESERVE STOCK	OPERATING COMMANDS: OPERATIONAL POOL: READY FOR ISSUE	OPERATING COMMANDS: OPERATIONAL POOL: NOT READY FOR ISSUE: UNDG. PARTS & AIRLINE MAINTENANCE	OPERATING COMMANDS: OPERATIONAL POOL: NOT READY FOR ISSUE: OTHER	OPERATING COMMANDS: ON BOARD OPERATING INV.	PLANNED OPT'G ASSIGNMENTS: 30 JUN 1960	PLANNED OPT'G ASSIGNMENTS: 30 SEP 1960	PLANNED OPT'G ASSIGNMENTS: 31 DEC 1960	PLANNED OPT'G ASSIGNMENTS: 31 MAR 1961
	LANT	2053			128	84	67	1774	1866	1821	1838	1834
	PAC	2549			160	144	100	2145	2265	2250	2269	2261
	NABS	541				6	5	530	503	538	549	549
	NATRA	1398			17	16	28	1337	1374	1345	1362	1363
	NART	839			42	50	30	717	778	760	722	722
	RDT&E	165			1	12		152	159	159	160	160
	BUWPS	2955	1386	1569								
		10500	1386	1569	348	312	230	6655	6945	6873	6900	6889
FIGHTER JET	LANT	470			49	34	11	376	405	405	410	417
	PAC	719			80	70	29	540	616	614	624	624
	NABS	9				1		8	7	7	7	7
	NATRA	140			2	4	1	133	115	116	121	122
	NART	174			6	17	1	150	166	150	112	112
	RDT&E	58				5		53	61	61	61	61
	BUWPS	470	175	295								
		2040	175	295	137	131	42	1260	1370	1353	1335	1343
ATTACK JET	LANT	428			18	30	26	354	367	366	369	374
	PAC	531			33	42	13	443	465	471	476	480
	NATRA	90			2			88	84	84	84	84
	NART	89			20		6	63	58	50	50	50
	RDT&E	27				6		21	22	22	23	23
	BUWPS	214	155	59								
		1379	155	59	73	78	45	969	996	993	1002	1011
ATTACK PROP	LANT	166			4	1	8	153	154	155	156	156
	PAC	205			10		9	186	188	189	187	187
	NABS	16						16	12	12	12	12
	NATRA	35					2	33	30	30	30	30
	NART	77			3		1	73	70	70	70	70
	RDT&E	10			1			9	14	14	14	14
	BUWPS	459	233	226								
		968	233	226	18	1	20	470	468	470	469	469
ANTI SUBMARINE	LANT	140			12	4	2	122	116	114	114	114
	PAC	97			5	13		79	89	89	89	89
	NABS	2						2	4	4	4	4
	NATRA	101			5	4	9	83	88	88	88	88
	NART	195			9	23	3	160	174	168	168	168
	RDT&E	4						4	4	4	4	4
	BUWPS	75	65	10								
		614	65	10	31	44	14	450	475	467	467	467
PATROL	LANT	193			2	1	1	189	188	184	185	183
	PAC	170			1	1	4	164	179	174	176	176
	NABS	2						2	1	1	1	1
	NATRA	8						8				
	NART	107			2	8	7	90	97	96	96	96
	RDT&E	13						13	13	13	13	13
	BUWPS	231	164	67								
		724	164	67	5	10	12	466	478	468	471	469
WARNING	LANT	58			9	4	6	39	46	39	39	39
	PAC	54				8		46	46	37	37	37
	NABS	3				2		1	3	3	3	3
	NATRA	6				1		5	4	4	4	4
	RDT&E	6						6	6	6	6	6
	BUWPS	13	1	12								
		140	1	12	9	15	6	97	105	89	89	89
OBSERVATION	LANT	13			1			12	12	12	12	12
	PAC	26						26	22	22	22	22
	BUWPS	6	6									
		45	6		1			38	34	34	34	34
TRANSPORT	LANT	138			6	2	3	127	136	124	127	127
	PAC	132			1	5	11	115	115	115	113	112
	NABS	83				3	1	79	79	88	88	88
	NATRA	22					3	19	14	14	14	14
	NART	59					9	50	56	57	57	57
	RDT&E	9						9	13	13	13	13
	BUWPS	88	65	23								
		531	65	23	7	10	27	399	413	411	412	411
UTILITY	LANT	32			4			28	30	29	29	29
	PAC	48			3		3	42	41	41	39	39
	NABS	18						18	17	23	31	31
	NATRA	2						2	2	2	8	8
	RDT&E	4						4	4	4	4	4
	BUWPS	63	28	35								
		167	28	35	7		3	94	94	99	111	111

[redacted]

DECLASSIFIED

TABLE 3

PROGRAM AIRCRAFT

PROGRAM INVENTORY BY STATUS AND PLANNED OPERATING ASSIGNMENTS

BY COMMAND, CLASS AND MODEL

CLASS AND MODEL	COMMAND	TOTAL	BUWEPS FR: NON OPERATIONAL SUPPORT	BUWEPS FR: RESERVE STOCK	OPERATING COMMANDS: OPERATIONAL POOL: READY FOR ISSUE	OPERATING COMMANDS: OPERATIONAL POOL: NOT READY FOR ISSUE: UNDG. PAR & AIRLINE MAINTENANCE	OPERATING COMMANDS: OPERATIONAL POOL: NOT READY FOR ISSUE: OTHER	OPERATING COMMANDS: ON BOARD OPERATING INV.	PLANNED OPT'G ASSIGNMENTS: 30 JUN 1960	30 SEP 1960	31 DEC 1960	31 MAR 1961
TRAINING JET	LANT	103			12	7	5	79	93	93	93	93
	PAC	162			6	5	3	148	141	135	136	136
	NABS	91					1	90	82	83	87	87
	NATRA	242			5	7	6	224	253	255	261	261
	NART	41				2	2	37	55	61	61	61
	RDT&E	17				1		16	5	5	5	5
	BUWPS	398	99	299								
		1054	99	299	23	22	17	594	629	632	643	643
TRAINING PROP	LANT	57			7		1	49	56	36	36	36
	PAC	79			5		2	72	60	55	55	52
	NABS	254					1	253	234	251	251	251
	NATRA	675			3		6	666	702	672	670	670
	NART	53			1			52	48	48	48	48
	RDT&E	6						6	9	9	9	9
	BUWPS	703	186	517								
		1827	186	517	16		10	1098	1109	1071	1069	1066
ROTARY WING	LANT	246			4		3	239	255	255	260	246
	PAC	326			16		26	284	303	308	314	306
	NABS	63					2	61	64	66	65	65
	NATRA	77					1	76	82	80	82	82
	NART	44			1		1	42	54	60	60	60
	RDT&E	8						8	4	4	4	4
	BUWPS	229	206	23								
		993	206	23	21		33	710	762	773	785	763
AIRSHIPS	LANT	9				1	1	7	8	9	8	8
	RDT&E	3						3	4	4	4	4
	BUWPS	6	3	3								
		18	3	3		1	1	10	12	13	12	12
		10500	1386	1569	348	312	230	6655	6945	6873	6900	6889
FIGHTER JET												
VF DAY	LANT	241			15	15	8	203	213	213	213	199
	PAC	312			60	31	15	206	256	250	254	240
	NATRA	104			2	4	1	97	96	97	112	113
	NART	133			6	17	1	109	122	118	102	102
	RDT&E	24				3		21	27	25	25	25
	BUWPS	250	108	142								
		1064	108	142	83	70	25	636	714	703	706	679
VF AW	LANT	173			27	18	2	126	146	146	151	172
	PAC	297			14	34	10	239	265	269	275	289
	NATRA	28						28	10	10		
	NART	41						41	44	32	10	10
	RDT&E	28				2		26	29	31	31	31
	BUWPS	117	38	79								
		684	38	79	41	54	12	460	494	488	467	502
VF P	LANT	42			6	1	1	34	33	33	33	33
	PAC	60			4	4	4	48	50	50	50	50
	NABS	1						1	1	1	1	1
	NATRA	8						8	9	9	9	9
	RDT&E	2						2	2	2	2	2
	BUWPS	76	7	69								
		189	7	69	10	5	5	93	95	95	95	95
VF D	LANT	8			1			7	7	7	7	7
	PAC	28			2	1		25	25	25	25	25
	NABS	8				1		7	6	6	6	6
	RDT&E	4						4	3	3	3	3
	BUWPS	16	15	1								
		64	15	1	3	2		43	41	41	41	41
VF KD	PAC	9						9	5	5	5	5
	BUWPS	4		4								
		13		4				9	5	5	5	5
VF Q	LANT	6						6	6	6	6	6
	PAC	13						13	15	15	15	15
	BUWPS	7	7									
		26	7					19	21	21	21	21
		2040	175	295	137	131	42	1260	1370	1353	1335	1343

DECLASSIFIED

CONFIDENTIAL

TABLE 3 PROGRAM AIRCRAFT

PROGRAM INVENTORY BY STATUS AND PLANNED OPERATING ASSIGNMENTS

BY COMMAND, CLASS AND MODEL

CLASS AND MODEL	COMMAND	TOTAL	BUWEPS FR: NON OPERATIONAL SUPPORT	BUWEPS FR: RESERVE STOCK	OPERATING COMMANDS: OPERATIONAL POOL: READY FOR ISSUE	OPERATING COMMANDS: OPERATIONAL POOL: NOT READY FOR ISSUE: UNDG. PAR & AIRLINE MAINTENANCE	OPERATING COMMANDS: OPERATIONAL POOL: NOT READY FOR ISSUE: OTHER	OPERATING COMMANDS: ON BOARD OPERATING INV.	PLANNED OPT'G ASSIGNMENTS: 30 JUN 1960	30 SEP 1960	31 DEC 1960	31 MAR 1961
ATTACK JET												
VA DAY	LANT	332			13	22	18	279	280	280	280	280
	PAC	446			33	37	8	368	388	391	389	393
	NATRA	90			2			88	84	84	84	84
	NART	89			20		6	63	58	50	50	50
	RDT&E	20				5		15	17	17	17	17
	BUWPS	189	130	59								
		1166	130	59	68	64	32	813	827	822	820	824
VA AW	LANT										4	9
	RDT&E										1	1
											5	10
VA P	LANT	10			4			6	11	10	9	9
	PAC	12						12	11	10	9	9
	RDT&E	1				1						
	BUWPS	4	4									
		27	4		4	1		18	22	20	18	18
VA Q	LANT	9				1		8	9	9	9	9
	PAC	7				1		6	9	10	10	10
	RDT&E	1						1				
	BUWPS	6	6									
		23	6			2		15	18	19	19	19
VA HT	LANT	5			1			4	4	4	4	4
	PAC	4						4	4	4	4	4
	BUWPS	2	2									
		11	2		1			8	8	8	8	8
VA H	LANT	72				7	8	57	63	63	63	63
	PAC	62				4	5	53	53	56	64	64
	RDT&E	5						5	5	5	5	5
	BUWPS	13	13									
		152	13			11	13	115	121	124	132	132
		1379	155	59	73	78	45	969	996	993	1002	1011
ATTACK PROP												
VA DAY	LANT	109			4		2	103	98	98	98	98
	PAC	139			10		8	121	123	123	123	123
	NABS	14						14	10	10	10	10
	NATRA	26					2	24	27	27	27	27
	NART	60			1			59	59	59	59	59
	RDT&E	3			1			2	4	4	4	4
	BUWPS	266	140	126								
		617	140	126	16		12	323	321	321	321	321
VA AW	LANT	15				1	1	13	14	14	14	14
	PAC	23						23	18	18	18	18
	NABS	2						2	2	2	2	2
	NATRA	9						9	3	3	3	3
	NART	17			2		1	14	11	11	11	11
	RDT&E	4						4	6	6	6	6
	BUWPS	77	49	28								
		147	49	28	2	1	2	65	54	54	54	54
VA W	LANT	42					5	37	42	43	44	44
	PAC	41					1	40	47	48	46	46
	RDT&E	3						3	4	4	4	4
	BUWPS	116	44	72								
		202	44	72			6	80	93	95	94	94
VA Q	PAC	2						2				
		2						2				
		968	233	226	18	1	20	470	468	470	469	469

CONFIDENTIAL

CONFIDENTIAL

DECLASSIFIED

TABLE 3

PROGRAM AIRCRAFT

PROGRAM INVENTORY BY STATUS AND PLANNED OPERATING ASSIGNMENTS

BY COMMAND, CLASS AND MODEL

CLASS AND MODEL	COMMAND	TOTAL	BUWEPS FR		OPERATING COMMANDS				PLANNED OPT'G ASSIGNMENTS			
					OPERATIONAL POOL							
						NOT READY FOR ISSUE						
			NON OPERATIONAL SUPPORT	RESERVE STOCK	READY FOR ISSUE	UNDG. PAR & AIRLINE MAINTENANCE	OTHER	ON BOARD OPERATING INV	30 JUN 1960	30 SEP 1960	31 DEC 1960	31 MAR 1961
ANTI SUBMARINE												
VS	LANT	140			12	4	2	122	116	114	114	114
	PAC	97			5	13		79	89	89	89	89
	NABS	2						2	4	4	4	4
	NATRA	101			5	4	9	83	88	88	88	88
	NART	195			9	23	3	160	174	168	168	168
	RDT&E	4						4	4	4	4	4
	BUWPS	75	65	10								
		614	65	10	31	44	14	450	475	467	467	467
		614	65	10	31	44	14	450	475	467	467	467
PATROL												
VP L	LANT	142			2	1	1	138	138	138	138	138
	PAC	102				1		101	108	103	108	108
	NABS								1	1	1	1
	NATRA	8						8				
	NART	107			2	8	7	90	97	96	96	96
	RDT&E	12						12	12	12	12	12
	BUWPS	163	123	40								
		534	123	40	4	10	8	349	356	350	355	355
VP LD	LANT	2						2	2	2	2	2
	PAC	2						2	2	2	2	2
	NABS	2						2				
	RDT&E								1	1	1	1
	BUWPS	1	1									
		7	1					6	5	5	5	5
VP S	LANT	49						49	48	44	45	43
	PAC	66			1		4	61	69	69	66	66
	RDT&E	1						1				
	BUWPS	67	40	27								
		183	40	27	1		4	111	117	113	111	109
		724	164	67	5	10	12	466	478	468	471	469
WARNING												
VW WEA	LANT	7			1			6	6	6	6	6
		7			1			6	6	6	6	6
VW AEW	LANT	48			8	4	6	30	37	30	30	30
	PAC	51				8		43	43	34	34	34
	NABS	3				2		1	3	3	3	3
	NATRA	6				1		5	4	4	4	4
	RDT&E	6						6	6	6	6	6
	BUWPS	12		12								
		126		12	8	15	6	85	93	77	77	77
VW Q	LANT	3						3	3	3	3	3
	PAC	3						3	3	3	3	3
	BUWPS	1	1									
		7	1					6	6	6	6	6
		140	1	12	9	15	6	97	105	89	89	89
OBSERVATION												
VO	LANT	13			1			12	12	12	12	12
	PAC	26						26	22	22	22	22
	BUWPS	6	6									
		45	6		1			38	34	34	34	34
		45	6		1			38	34	34	34	34
TRANSPORT												
VR H	LANT	27			1	1	2	23	28	27	31	31
	PAC	56					7	49	50	50	48	47
	NABS	13				1		12	11	13	13	13
	NATRA	6						6	5	5	5	5
	NART	41					9	32	39	40	40	40
	RDT&E	2						2	3	3	3	3
	BUWPS	17	17									
		162	17		1	2	18	124	136	138	140	139

CONFIDENTIAL

DECLASSIFIED

[redacted]

TABLE 3 PROGRAM AIRCRAFT

PROGRAM INVENTORY BY STATUS AND PLANNED OPERATING ASSIGNMENTS

BY COMMAND, CLASS AND MODEL

CLASS AND MODEL	COMMAND	TOTAL	BUWEPS FR: NON OPERATIONAL SUPPORT	BUWEPS FR: RESERVE STOCK	OPERATING COMMANDS: OPERATIONAL POOL: READY FOR ISSUE	OPERATING COMMANDS: OPERATIONAL POOL: NOT READY FOR ISSUE: UNDG. PAR & AIRLINE MAINTENANCE	OPERATING COMMANDS: OPERATIONAL POOL: NOT READY FOR ISSUE: OTHER	OPERATING COMMANDS: ON BOARD OPERATING INV.	PLANNED OPT'G ASSIGNMENTS: 30 JUN 1960	30 SEP 1960	31 DEC 1960	31 MAR 1961
VR M	LANT	83			5			78	85	79	78	78
	PAC	47			1		3	43	41	41	41	41
	NABS	54					1	53	59	66	66	66
	NATRA	16					3	13	9	9	9	9
	NART	17						17	17	17	17	17
	RDT&E	6						6	8	8	8	8
	BUWPS	69	46	23								
		292	46	23	6		7	210	219	220	219	219
VR C	LANT	28				1	1	26	23	18	18	18
	PAC	29				5	1	23	24	24	24	24
	NABS	16				2		14	9	9	9	9
	NART	1						1				
	RDT&E	1						1	2	2	2	2
	BUWPS	2	2									
		77	2			8	2	65	58	53	53	53
		531	65	23	7	10	27	399	413	411	412	411
UTILITY												
VU SAR	LANT	20			3			17	19	18	18	18
	PAC	28			3		3	22	21	21	21	21
	NABS	17						17	17	17	17	17
	NATRA	2						2	2	2	2	2
	RDT&E	1						1				
	BUWPS	30	21	9								
		98	21	9	6		3	59	59	58	58	58
VU TOW	LANT	11			1			10	11	11	11	11
	PAC	14						14	14	14	14	14
	RDT&E	1						1	1	1	1	1
	BUWPS	32	6	26								
		58	6	26	1			25	26	26	26	26
VU T&D	LANT	1						1				
	PAC	6						6	6	6	4	4
	NABS	1						1				
	RDT&E	2						2	3	3	3	3
	BUWPS	1	1									
		11	1					10	9	9	7	7
VU L	NABS									6	14	14
	NATRA										6	6
										6	20	20
		167	28	35	7		3	94	94	99	111	111
TRAINING JET												
VT	LANT	103			12	7	5	79	93	93	93	93
	PAC	156			6	5	3	142	135	129	130	130
	NABS	88					1	87	82	83	87	87
	NATRA	242			5	7	6	224	253	255	261	261
	NART	41				2	2	37	55	61	61	61
	RDT&E	17				1		16	5	5	5	5
	BUWPS	387	95	292								
		1034	95	292	23	22	17	585	623	626	637	637
VT D	PAC	6						6	6	6	6	6
	NABS	2						2				
	BUWPS	5	3	2								
		13	3	2				8	6	6	6	6
VT KD	NABS	1						1				
	BUWPS	6	1	5								
		7	1	5				1				
		1054	99	299	23	22	17	594	629	632	643	643
TRAINING PROP												
VT ME	LANT	42			4			38	39	26	26	26
	PAC	60			3		1	56	44	39	39	36
	NABS	202						202	186	203	203	203
	NATRA	116					1	115	118	100	98	98
	NART	47			1			46	42	42	42	42
	RDT&E								1	1	1	1
	BUWPS	239	25	214								
		706	25	214	8		2	457	430	411	409	406

[redacted]

[redacted]

TABLE 3 PROGRAM AIRCRAFT DECLASSIFIED

PROGRAM INVENTORY BY STATUS AND PLANNED OPERATING ASSIGNMENTS

BY COMMAND, CLASS AND MODEL

CLASS AND MODEL	COMMAND	TOTAL	BUWEPS FR		OPERATING COMMANDS				PLANNED OPT'G ASSIGNMENTS			
					OPERATIONAL POOL							
						NOT READY FOR ISSUE						
			NON OPERATIONAL SUPPORT	RESERVE STOCK	READY FOR ISSUE	UNDG. PAR & AIRLINE MAINTENANCE	OTHER	ON BOARD OPERATING INV.	30 JUN 1960	30 SEP 1960	31 DEC 1960	31 MAR 1961
VT MEP	PAC	7			2		1	4	4	4	4	4
	NABS	8						8	8	8	8	8
	NATRA	9						9	8	8	8	8
	NART	4						4	4	4	4	4
	BUWPS	11	2	9								
		39	2	9	2		1	25	24	24	24	24
VT SE	LANT	13			3		1	9	15	8	8	8
	PAC	9						9	10	10	10	10
	NABS	41					1	40	40	40	40	40
	NATRA	545			3		5	537	569	551	551	551
	RDT&E	4						4	4	4	4	4
	BUWPS	438	158	280								
		1050	158	280	6		7	599	638	613	613	613
VT E	NART	2						2	2	2	2	2
	BUWPS	14		14								
		16		14				2	2	2	2	2
VT NAV	NATRA	5						5	7	13	13	13
	BUWPS	1	1									
		6	1					5	7	13	13	13
VT D	LANT	2						2	2	2	2	2
	PAC	3						3	2	2	2	2
	NABS	3						3				
	RDT&E	2						2	4	4	4	4
		10						10	8	8	8	8
		1827	186	517	16		10	1098	1109	1071	1069	1066
ROTARY WING												
HS	LANT	85						85	79	82	81	75
	PAC	56						56	64	69	70	65
	NART	25			1		1	23	27	27	27	27
	RDT&E	4						4				
	BUWPS	47	47									
		217	47		1		1	168	170	178	178	167
HO	LANT	8						8	13	13	12	12
	PAC	22					4	18	25	25	25	25
	NABS	8						8	7	7	7	7
	NATRA	18					1	17	20	20	22	22
	BUWPS	35	35									
		91	35				5	51	65	65	66	66
HR L	LANT	89			2		3	84	92	91	98	91
	PAC	167			15		17	135	142	142	147	147
	NABS	32					1	31	34	36	36	36
	NATRA	11						11	10	10	10	10
	RDT&E	1						1	1	1	1	1
	BUWPS	44	44									
		344	44		17		21	262	279	280	292	285
HR M	LANT	10						10	11	14	14	14
	PAC	14						14	14	14	14	14
	NABS	2						2	2	2	2	2
	BUWPS	12	12									
		38	12					26	27	30	30	30
HU	LANT	43			2			41	50	48	49	48
	PAC	60			1		5	54	51	51	52	49
	NABS	21					1	20	21	21	20	20
	NATRA	18						18	22	20	20	20
	NART	19						19	27	33	33	33
	RDT&E	3						3	3	3	3	3
	BUWPS	75	57	18								
		239	57	18	3		6	155	174	176	177	173
HT	LANT	11						11	10	7	6	6
	PAC	7						7	7	7	6	6
	NATRA	30						30	30	30	30	30
	BUWPS	16	11	5								
		64	11	5				48	47	44	42	42
		993	206	23	21		33	710	762	773	785	763

[redacted]

DECLASSIFIED

[redacted]

TABLE 3 PROGRAM AIRCRAFT

PROGRAM INVENTORY BY STATUS AND PLANNED OPERATING ASSIGNMENTS

BY COMMAND, CLASS AND MODEL

CLASS AND MODEL	COMMAND	TOTAL	BUWEPS FR: NON OPERATIONAL SUPPORT	BUWEPS FR: RESERVE STOCK	OPERATING COMMANDS: OPERATIONAL POOL: READY FOR ISSUE	OPERATING COMMANDS: NOT READY FOR ISSUE: UNDG. PAR & AIRLINE MAINTENANCE	OPERATING COMMANDS: NOT READY FOR ISSUE: OTHER	OPERATING COMMANDS: ON BOARD OPERATING INV.	PLANNED OPT'G ASSIGNMENTS: 30 JUN 1960	30 SEP 1960	31 DEC 1960	31 MAR 1961
AIRSHIPS												
ZP	LANT	5				1	1	3	4	4	4	4
	RDT&E	3						3	4	4	4	4
	BUWPS	3	1	2								
		11	1	2		1	1	6	8	8	8	8
ZW	LANT	4						4	4	5	4	4
	BUWPS	3	2	1								
		7	2	1				4	4	5	4	4
		18	3	3		1	1	10	12	13	12	12
FIGHTER JET												
VF DAY												
* F8U 2	LANT	61			2	4	4	51	60	60	60	60
	PAC	88			24		1	63	72	72	72	72
	RDT&E	5						5	6	6	6	6
	BUWPS	9	9									
		163	9		26	4	5	119	138	138	138	138
* F8U 1	LANT	88			8	2	1	77	78	77	80	82
	PAC	88			14	5	3	66	94	88	92	92
	RDT&E	3						3	6	6	6	6
	BUWPS	52	51	1								
		231	51	1	22	7	4	146	178	171	178	180
* F8U 1E	LANT	41				5		36	34	35	32	30
	PAC	66			5	22	3	36	58	58	58	58
	RDT&E	1						1				
	BUWPS	5	5									
		113	5		5	27	3	73	92	93	90	88
F11F 1	LANT	18			4		1	13	14	14	14	
	PAC	26			4	2		20	14	14	14	
	NATRA	74			2	4		68	64	65	70	71
	RDT&E	6				1		5	5	5	5	5
	BUWPS	29	11	18								
		153	11	18	10	7	1	106	97	98	103	76
F9F 8	NART	23			2			21	20	16	16	16
	RDT&E	2						2	2	2	2	2
	BUWPS	3		3								
		28		3	2			23	22	18	18	18
F9F 7	BUWPS	24		24								
		24		24								
F3H 2M	RDT&E								1			
	BUWPS	1		1								
		1		1					1			
FJ 4	PAC	44			13	2	8	21	18	18	18	18
	NATRA	30					1	29	32	32	42	42
	NART	21				6		15	18	18	18	18
	RDT&E	3				1		2	3	2	2	2
	BUWPS	10	10									
		108	10		13	9	9	67	71	70	80	80
FJ 3	LANT	12					2	10	6	6	6	6
	NART	52			4	8		40	42	42	32	32
	RDT&E	4				1		3	4	4	4	4
	BUWPS	53	4	49								
		121	4	49	4	9	2	53	52	52	42	42
FJ 3M	LANT	21			1	4		16	21	21	21	21
	NART	37				3	1	33	42	42	36	36
	BUWPS	64	18	46								
		122	18	46	1	7	1	49	63	63	57	57
		1064	108	142	83	70	25	636	714	703	706	679

* COMBAT FIRST LINE MODELS

[redacted]

DECLASSIFIED

CONFIDENTIAL

TABLE 3 PROGRAM AIRCRAFT

PROGRAM INVENTORY BY STATUS AND PLANNED OPERATING ASSIGNMENTS

BY COMMAND, CLASS AND MODEL

CLASS AND MODEL	COMMAND	TOTAL	BUWEPS FR: NON OPERATIONAL SUPPORT	BUWEPS FR: RESERVE STOCK	OPERATING COMMANDS: OPERATIONAL POOL: READY FOR ISSUE	OPERATING COMMANDS: OPERATIONAL POOL: NOT READY FOR ISSUE: UNDG. PAR & AIRLINE MAINTENANCE	OPERATING COMMANDS: OPERATIONAL POOL: NOT READY FOR ISSUE: OTHER	OPERATING COMMANDS: ON BOARD OPERATING INV	PLANNED OPT'G ASSIGNMENTS: 30 JUN 1960	PLANNED OPT'G ASSIGNMENTS: 30 SEP 1960	PLANNED OPT'G ASSIGNMENTS: 31 DEC 1960	PLANNED OPT'G ASSIGNMENTS: 31 MAR 1961
VF AW												
* ~~F8U 2N~~	~~LANT~~										5	20
	~~PAC~~										11	25
	RDT&E									4	4	4
	BUWPS	2	2							4	20	49
		2	2									
F2H 4	NART	32						32	32	20	10	10
	BUWPS	12	1	11								
		44	1	11				32	32	20	10	10
F2H 3	NATRA	28						28	10	10		
	NART	9						9	12	12		
	BUWPS	24	1	23								
		61	1	23				37	22	22		
* F3H 2	LANT	65			3	10	2	50	53	53	53	53
	PAC	159			3	19	6	131	145	143	142	142
	RDT&E	10						10	13	13	13	13
	BUWPS	24	13	11								
		258	13	11	6	29	8	191	211	209	208	208
* F3H 2N	RDT&E	2				1		1	4			
	BUWPS	4	4									
		6	4			1		1	4			
* F4H 1	LANT											10
	PAC									6	14	14
	RDT&E								2	4	4	4
	BUWPS	8	8									
		8	8						2	10	18	28
F3D 2	PAC	1						1				
	RDT&E	4						4				
		5						5				
F3D 2M	RDT&E	1						1				
	BUWPS	1	1									
		2	1					1				
* F4D 1	LANT	108			24	8		76	93	93	93	89
	PAC	137			11	15	4	107	120	120	108	108
	RDT&E	11				1		10	10	10	10	10
	BUWPS	42	8	34								
		298	8	34	35	24	4	193	223	223	211	207
		684	38	79	41	54	12	460	494	488	467	502
VF P												
* F8U 1P	LANT	42			6	1	1	34	33	33	33	33
	PAC	60			4	4	4	48	50	50	50	50
	NABS	1						1	1	1	1	1
	RDT&E	1						1	2	2	2	2
	BUWPS	30	6	24								
		134	6	24	10	5	5	84	86	86	86	86
F9F 8P	NATRA	8						8	9	9	9	9
	RDT&E	1						1				
	BUWPS	46	1	45								
		55	1	45				9	9	9	9	9
		189	7	69	10	5	5	93	95	95	95	95
VF D												
* F8U 1D	NABS	2				1		1	2	2	2	2
		2				1		1	2	2	2	2
F9F 6D	PAC	1						1				
	NABS	2						2				
		3						3				

* COMBAT FIRST LINE MODELS

CONFIDENTIAL

DECLASSIFIED

[redacted]

TABLE 3 PROGRAM AIRCRAFT

PROGRAM INVENTORY BY STATUS AND PLANNED OPERATING ASSIGNMENTS

BY COMMAND, CLASS AND MODEL

CLASS AND MODEL	COMMAND	TOTAL	BUWEPS FR: NON OPERATIONAL SUPPORT	BUWEPS FR: RESERVE STOCK	OPERATING COMMANDS: OPERATIONAL POOL: READY FOR ISSUE	OPERATING COMMANDS: OPERATIONAL POOL: NOT READY FOR ISSUE: UNDG. PAR & AIRLINE MAINTENANCE	OPERATING COMMANDS: OPERATIONAL POOL: NOT READY FOR ISSUE: OTHER	OPERATING COMMANDS: ON BOARD OPERATING INV	PLANNED OPT'G ASSIGNMENTS: 30 JUN 1960	PLANNED OPT'G ASSIGNMENTS: 30 SEP 1960	PLANNED OPT'G ASSIGNMENTS: 31 DEC 1960	PLANNED OPT'G ASSIGNMENTS: 31 MAR 1961
FJ 3D	PAC	13			1			12	12	12	12	12
	BUWPS	14	13	1								
		27	13	1	1			12	12	12	12	12
FJ 3D2	LANT	8			1			7	7	7	7	7
	PAC	14			1	1		12	13	13	13	13
	NABS	4						4	4	4	4	4
	RDT&E	4						4	3	3	3	3
	BUWPS	2	2									
		32	2		2	1		27	27	27	27	27
		64	15	1	3	2		43	41	41	41	41
VF KD												
F9F 5KD	PAC	9						9	5	5	5	5
	BUWPS	4		4								
		13		4				9	5	5	5	5
		13		4				9	5	5	5	5
VF Q												
F3D 2Q	LANT	6						6	6	6	6	6
	PAC	13						13	15	15	15	15
	BUWPS	7	7									
		26	7					19	21	21	21	21
		26	7					19	21	21	21	21
ATTACK JET												
VA DAY												
* A4D 2	LANT	268			13	22	12	221	224	212	192	174
	PAC	189			4	16	3	166	171	164	164	164
	RDT&E	4						4	4	4	4	4
	BUWPS	13	13									
		474	13		17	38	15	391	399	380	360	342
* A4D 2N	LANT	29					3	26	38	68	88	106
	PAC	46						46	60	84	115	140
	RDT&E	1						1	5	5	5	5
	BUWPS	89	89									
		165	89				3	73	103	157	208	251
A4D 1	LANT	35					3	32	18			
	PAC	60			6	21		33	35	33	24	24
	NART	8			8					16	16	16
	RDT&E	6				2		4	4	4	4	4
	BUWPS	10	10									
		119	10		14	23	3	69	57	53	44	44
* FJ 4B	PAC	151			23		5	123	122	110	86	65
	NART	8			8							
	RDT&E	5				3		2	4	4	4	4
	BUWPS	13	13									
		177	13		31	3	5	125	126	114	90	69
F9F 8B	NATRA	90			2			88	84	84	84	84
	NART	73			4		6	63	58	34	34	34
	RDT&E	4						4				
	BUWPS	64	5	59								
		231	5	59	6		6	155	142	118	118	118
		1166	130	59	68	64	32	813	827	822	820	824
VA AW												
A3J 1	LANT										4	9
	RDT&E										1	1
											5	10
											5	10
VA P												
* A3D 2P	LANT	10			4			6	11	10	9	9
	PAC	12						12	11	10	9	9
	BUWPS	4	4									
		26	4		4			18	22	20	18	18
A3D 1P	RDT&E	1				1						
		1				1						
		27	4		4	1		18	22	20	18	18

* COMBAT FIRST LINE MODELS

[redacted]

[redacted]

DECLASSIFIED

TABLE 3

PROGRAM AIRCRAFT

PROGRAM INVENTORY BY STATUS AND PLANNED OPERATING ASSIGNMENTS

BY COMMAND, CLASS AND MODEL

CLASS AND MODEL	COMMAND	TOTAL	BUWEPS FR: NON OPERATIONAL SUPPORT	BUWEPS FR: RESERVE STOCK	OPERATING COMMANDS: OPERATIONAL POOL: READY FOR ISSUE	OPERATING COMMANDS: OPERATIONAL POOL: NOT READY FOR ISSUE: UNDG. PAR & AIRLINE MAINTENANCE	OPERATING COMMANDS: OPERATIONAL POOL: NOT READY FOR ISSUE: OTHER	OPERATING COMMANDS: ON BOARD OPERATING INV.	PLANNED OPT'G ASSIGNMENTS: 30 JUN 1960	PLANNED OPT'G ASSIGNMENTS: 30 SEP 1960	PLANNED OPT'G ASSIGNMENTS: 31 DEC 1960	PLANNED OPT'G ASSIGNMENTS: 31 MAR 1961
VA Q												
* A3D 2Q	LANT	8						8	9	9	9	9
	PAC	6						6	8	9	9	9
	RDT&E	1						1				
	BUWPS	6	6									
		21	6					15	17	18	18	18
A3D 1Q	LANT	1				1						
	PAC	1				1			1	1	1	1
		2				2			1	1	1	1
		23	6			2		15	18	19	19	19
VA HT												
A3D 2T	LANT	5			1			4	4	4	4	4
	PAC	4						4	4	4	4	4
	BUWPS	2	2									
		11	2		1			8	8	8	8	8
		11	2		1			8	8	8	8	8
VA H												
* A3D 2	LANT	59				7	5	47	53	53	53	53
	PAC	49				2	4	43	43	46	54	54
	RDT&E	3						3	3	3	3	3
	BUWPS	12	12									
		123	12			9	9	93	99	102	110	110
A3D 1	LANT	13					3	10	10	10	10	10
	PAC	13				2	1	10	10	10	10	10
	RDT&E	2						2	2	2	2	2
	BUWPS	1	1									
		29	1			2	4	22	22	22	22	22
		152	13			11	13	115	121	124	132	132
ATTACK PROP												
VA DAY												
AD 7	PAC	45			2		1	42	43	43	43	39
	BUWPS	9	9									
		54	9		2		1	42	43	43	43	39
AD 6	LANT	95			3		2	90	90	90	90	90
	PAC	79			3		7	69	71	71	71	75
	NABS	7						7	7	7	7	7
	NATRA	24					2	22	21	21	21	21
	RDT&E	1						1	2	2	2	2
	BUWPS	230	114	116								
		436	114	116	6		11	189	191	191	191	195
AD 5	LANT	14			1			13	8	8	8	8
	PAC	15			5			10	9	9	9	9
	NABS	7						7	3	3	3	3
	NATRA	2						2	6	6	6	6
	NART	60			1			59	59	59	59	59
	RDT&E	2			1			1	2	2	2	2
	BUWPS	27	17	10								
		127	17	10	8			92	87	87	87	87
		617	140	126	16		12	323	321	321	321	321
VA AW												
AD 5N	NATRA	9						9	3	3	3	3
	NART	17			2		1	14	11	11	11	11
	RDT&E	4						4	5	5	5	5
	BUWPS	65	38	27								
		95	38	27	2		1	27	19	19	19	19
AD 5Q	LANT	13					1	12	12	12	12	12
	PAC	21						21	16	16	16	16
	NABS	2						2	2	2	2	2
	RDT&E								1	1	1	1
	BUWPS	12	11	1								
		48	11	1			1	35	31	31	31	31
TF 1Q	LANT	2				1		1	2	2	2	2
	PAC	2						2	2	2	2	2
		4				1		3	4	4	4	4
		147	49	28	2	1	2	65	54	54	54	54
VA W												
* WF 2	LANT	11					3	8	14	18	21	23
	PAC	8						8	18	19	23	26
	RDT&E	2						2	2	2	2	2
	BUWPS	18	18									
		39	18				3	18	34	39	46	51

* COMBAT FIRST LINE MODELS

[redacted]

DECLASSIFIED

PROGRAM AIRCRAFT

TABLE 3

PROGRAM INVENTORY BY STATUS AND PLANNED OPERATING ASSIGNMENTS

BY COMMAND, CLASS AND MODEL

CLASS AND MODEL	COMMAND	TOTAL	BUWEPS FR: NON OPERATIONAL SUPPORT	BUWEPS FR: RESERVE STOCK	OPERATING COMMANDS: OPERATIONAL POOL: READY FOR ISSUE	OPERATING COMMANDS: NOT READY FOR ISSUE: UNDG. PAR & AIRLINE MAINTENANCE	OPERATING COMMANDS: NOT READY FOR ISSUE: OTHER	OPERATING COMMANDS: ON BOARD OPERATING INV.	PLANNED OPT'G ASSIGNMENTS: 30 JUN 1960	30 SEP 1960	31 DEC 1960	31 MAR 1961
AD 5W	LANT	31					2	29	28	25	23	21
	PAC	33					1	32	29	29	23	20
	RDT&E	1						1	2	2	2	2
	BUWPS	98	26	72								
		163	26	72			3	62	59	56	48	43
		202	44	72			6	80	93	95	94	94
VA Q												
P4M 1Q	PAC	2						2				
		2						2				
		2						2				
ANTI SUBMARINE												
VS												
* S2F 3	LANT								3	6	11	17
	PAC									2	6	10
	RDT&E									2	2	2
	BUWPS	4	4									
		4	4						3	10	19	29
* S2F 2	LANT	15			3	3		9	8	3		
	PAC	14				2		12	10	8	4	
	NART	18			1		1	16				
	BUWPS	7	3	4								
		54	3	4	4	5	1	37	18	11	4	
* S2F 1X	BUWPS	3	3									
		3	3									
* S2F 1	LANT	44			4		1	39	105	105	103	97
	PAC	29			5	1		23	79	79	79	79
	NABS	2						2	4	4	4	4
	NATRA	14			2			12	10	10	10	10
	NART	177			8	23	2	144	174	168	168	168
	RDT&E	4						4	4	2	2	2
	BUWPS	49	43	6								
		319	43	6	19	24	3	224	376	368	366	360
* S2F 1T	NATRA	87			3	4	9	71	78	78	78	78
	BUWPS	4	4									
		91	4		3	4	9	71	78	78	78	78
* S2F 1TX	BUWPS	8	8									
		8	8									
* S2F 1S	LANT	79			5	1	1	72				
	PAC	54				10		44				
	[illegible]	133			5	11	1	116				
* S2F 1S1	LANT	2						2				
		2						2				
		614	65	10	31	44	14	450	475	467	467	467
PATROL												
VP L												
* P2V 7	LANT	17				1		16	16	11	3	3
	PAC	6						6	4			
	RDT&E	2						2	2	2	2	2
	BUWPS	13	13									
		38	13			1		24	22	13	5	5
* P2V 7S	LANT	50			2			48	50	55	63	63
	PAC	47						47	51	55	60	60
	BUWPS	6	6									
		103	6		2			95	101	110	123	123
* P2V 7SX	BUWPS	16	16									
		16	16									

* COMBAT FIRST LINE MODELS

[redacted]

DECLASSIFIED

TABLE 3 PROGRAM AIRCRAFT

PROGRAM INVENTORY BY STATUS AND PLANNED OPERATING ASSIGNMENTS

BY COMMAND, CLASS AND MODEL

CLASS AND MODEL	COMMAND	TOTAL	BUWEPS FR		OPERATING COMMANDS				PLANNED OPT'G ASSIGNMENTS			
					OPERATIONAL POOL							
						NOT READY FOR ISSUE						
			NON OPERA-TIONAL SUPPORT	RESERVE STOCK	READY FOR ISSUE	UNDG. PAR & AIRLINE MAINTENANCE	OTHER	ON BOARD OPERA-TING INV	30 JUN 1960	30 SEP 1960	31 DEC 1960	31 MAR 1961
P2V 6	NART	15				2		13				
	BUWPS	7	1	6								
		22	1	6		2		13				
P2V 6F	NART	1						1				
	BUWPS	1		1								
		2		1				1				
P2V 6 6F	NART								12	12	12	12
									12	12	12	12
P2V 6M	RDT&E	1						1	1	1	1	1
	BUWPS	9	4	5								
		10	4	5				1	1	1	1	1
P2V 6T	NATRA	7						7				
	BUWPS	5		5								
		12		5				7				
P2V 6TX	BUWPS	3	2	1								
		3	2	1								
P2V 5	LANT								21	10		
	PAC								16	9		
	NART								68	68	68	68
	RDT&E								7	7	7	7
									112	94	75	75
* P2V 5F	LANT	27					1	26				
	PAC	16				1		15				
	NART	73			2	6	5	60				
	RDT&E	5						5				
	BUWPS	47	46	1								
		168	46	1	2	7	6	106				
* P2V 5JF	NART	1						1				
	BUWPS	1	1									
		2	1					1				
* P2V 5S	LANT	47						47	51	62	72	72
	PAC	33						33	37	39	48	48
	NABS								1	1	1	1
	RDT&E	1						1				
	BUWPS	12	12									
		93	12					81	89	102	121	121
* P2V 5SX	BUWPS	22	22									
		22	22									
P2V 4	NART	17					2	15	17	16	16	16
	RDT&E	3						3	2	2	2	2
	BUWPS	21		21								
		41		21			2	18	19	18	18	18
P2V 3	NATRA	1						1				
		1						1				
P2V 3B	LANT	1						1				
		1						1				
		534	123	40	4	10	8	349	356	350	355	355
VP LD												
* P2V 5FD	LANT	2						2	2	2	2	2
	PAC	2						2	2	2	2	2
	NABS	2						2				
	RDT&E								1	1	1	1
	BUWPS	1	1									
		7	1					6	5	5	5	5
		7	1					6	5	5	5	5

[redacted]

* COMBAT FIRST LINE MODELS

[redacted]

DECLASSIFIED

[redacted]

TABLE 3 PROGRAM AIRCRAFT

PROGRAM INVENTORY BY STATUS AND PLANNED OPERATING ASSIGNMENTS

BY COMMAND, CLASS AND MODEL

CLASS AND MODEL	COMMAND	TOTAL	BUWEPS FR: NON OPERATIONAL SUPPORT	BUWEPS FR: RESERVE STOCK	OPERATING COMMANDS: OPERATIONAL POOL: READY FOR ISSUE	OPERATING COMMANDS: OPERATIONAL POOL: NOT READY FOR ISSUE: UNDG. PAR & AIRLINE MAINTENANCE	OPERATING COMMANDS: OPERATIONAL POOL: NOT READY FOR ISSUE: OTHER	OPERATING COMMANDS: ON BOARD OPERATING INV.	PLANNED OPT'G ASSIGNMENTS: 30 JUN 1960	PLANNED OPT'G ASSIGNMENTS: 30 SEP 1960	PLANNED OPT'G ASSIGNMENTS: 31 DEC 1960	PLANNED OPT'G ASSIGNMENTS: 31 MAR 1961
VP S												
* P5M 2	LANT	8						8	5	2		
	PAC	14					1	13	10	5		
	BUWPS	1	1									
		23	1				1	21	15	7		
* P5M 2S	LANT	11						11	16	21	27	31
	PAC	18						18	25	35	40	50
	BUWPS	6	6									
		35	6					29	41	56	67	81
* P5M 2SX	PAC	1						1				
	BUWPS	27	27									
		28	27					1				
P5M 1	LANT	26						26	23	17	14	8
	PAC	33			1		3	29	34	25	20	9
	BUWPS	23	2	21								
		82	2	21	1		3	55	57	42	34	17
P5M 1S	LANT	4						4	4	4	4	4
	PAC									4	6	7
	RDT&E	1						1				
		5						5	4	8	10	11
P5M 1SX	BUWPS	10	4	6								
		10	4	6								
		183	40	27	1		4	111	117	113	111	109
WARNING												
VW WEA												
* WV 3	LANT	7			1			6	6	6	6	6
		7			1			6	6	6	6	6
		7			1			6	6	6	6	6
VW AEW												
* WV 2	LANT	48			8	4	6	30	37	30	30	30
	PAC	51				8		43	43	34	34	34
	NABS	3				2		1	3	3	3	3
	NATRA	6				1		5	4	4	4	4
	RDT&E	6						6	6	6	6	6
	~~BUWPS~~	~~12~~		12								
		126		12	8	15	6	85	93	77	77	77
		126		12	8	15	6	85	93	77	77	77
VW Q												
* WV 2Q	LANT	3						3	3	3	3	3
	PAC	3						3	3	3	3	3
	BUWPS	1	1									
		7	1					6	6	6	6	6
		7	1					6	6	6	6	6
OBSERVATION												
VO												
OE 2	LANT	5						5	5	5	5	5
	PAC	10						10	12	12	12	12
	BUWPS	4	4									
		19	4					15	17	17	17	17
OE 1	LANT	8			1			7	7	7	7	7
	PAC	16						16	10	10	10	10
	BUWPS	2	2									
		26	2		1			23	17	17	17	17
		45	6		1			38	34	34	34	34
TRANSPORT												
VR H												
R6D 1	LANT	1						1	2	2	2	2
	PAC	8						8	12	12	12	12
	BUWPS	7	7									
		16	7					9	14	14	14	14
R7V 1	LANT	6				1		5	5	5	5	5
	PAC	6						6	5	5	5	5
	NABS	1				1			1	1	1	1
		13				2		11	11	11	11	11
R5D 2 3	LANT								2	2	2	2
	PAC								25	25	23	22
	NABS								5	5	5	5
	NATRA								1	1	1	1
	NART								34	35	35	35
	RDT&E								2	2	2	2
									69	70	68	67

* COMBAT FIRST LINE MODELS

[redacted]

DECLASSIFIED

CONFIDENTIAL

TABLE 3

PROGRAM AIRCRAFT

PROGRAM INVENTORY BY STATUS AND PLANNED OPERATING ASSIGNMENTS

BY COMMAND, CLASS AND MODEL

CLASS AND MODEL	COMMAND	TOTAL	BUWEPS FR: NON OPERATIONAL SUPPORT	BUWEPS FR: RESERVE STOCK	OPERATING COMMANDS: OPERATIONAL POOL: READY FOR ISSUE	OPERATING COMMANDS: OPERATIONAL POOL: NOT READY FOR ISSUE: UNDG. PAR & AIRLINE MAINTENANCE	OPERATING COMMANDS: OPERATIONAL POOL: NOT READY FOR ISSUE: OTHER	OPERATING COMMANDS: ON BOARD OPERATING INV.	PLANNED OPT'G ASSIGNMENTS: 30 JUN 1960	PLANNED OPT'G ASSIGNMENTS: 30 SEP 1960	PLANNED OPT'G ASSIGNMENTS: 31 DEC 1960	PLANNED OPT'G ASSIGNMENTS: 31 MAR 1961
R5D 5	LANT	11			1		1	9	11	11	11	11
	PAC	1					1					
	BUWPS	1	1									
		13	1		1		2	9	11	11	11	11
R5D 3	LANT	3					1	2				
	PAC	23					3	20				
	NABS	7						7	3	4	4	4
	NART	21					7	14				
	RDT&E	1						1				
	BUWPS	4	4									
		59	4				11	44	3	4	4	4
R5D 2	PAC	10					3	7				
	NABS	3						3				
	NATRA	2						2				
	NART	15					1	14				
	BUWPS	1	1									
		31	1				4	26				
R5D 5R	LANT	1						1	1	1	1	1
		1						1	1	1	1	1
R5D 4R	LANT								1			
	PAC	3						3	3	3	3	3
	NABS	2						2	2	3	3	3
	NATRA	2						2	2	2	2	2
	NART	5					1	4	5	5	5	5
	RDT&E	1						1	1	1	1	1
	BUWPS	1	1									
		14	1				1	12	14	14	14	14
R6D 1Z	LANT	3						3	4	4	4	4
	PAC	2						2	2	2	2	2
	BUWPS	1	1									
		6	1					5	6	6	6	6
R5D Z	LANT								2	2	2	2
									2	2	2	2
R5D 5Z	PAC	1						1	1	1	1	1
		1						1	1	1	1	1
R5D 3Z	NATRA	1						1	1	1	1	1
	BUWPS	1	1									
		2	1					1	1	1	1	1
R5D 2Z	LANT	2						2				
	PAC	2						2	2	2	2	2
	BUWPS	1	1									
		5	1					4	2	2	2	2
R5D 1Z	NATRA	1						1	1	1	1	1
		1						1	1	1	1	1
C 130BL	LANT										4	4
											4	4
		162	17		1	2	18	124	136	138	140	139
VR M												
R4Q 2	LANT	29						29	29	29	29	29
	PAC	15					2	13	13	13	13	13
	BUWPS	9	9									
		53	9				2	42	42	42	42	42
R4D 8	LANT	19			3			16	20	18	17	17
	PAC	13					1	12	12	12	12	12
	NABS	26						26	24	27	27	27
	NATRA	12					3	9	5	5	5	5
	NART	10						10	10	10	10	10
	RDT&E	1						1	3	3	3	3
	BUWPS	12	12									
		93	12		3		4	74	74	75	74	74

CONFIDENTIAL

DECLASSIFIED

[redacted]

TABLE 3 PROGRAM AIRCRAFT

PROGRAM INVENTORY BY STATUS AND PLANNED OPERATING ASSIGNMENTS

BY COMMAND, CLASS AND MODEL

CLASS AND MODEL	COMMAND	TOTAL	BUWEPS FR: NON OPERATIONAL SUPPORT	BUWEPS FR: RESERVE STOCK	OPERATING COMMANDS: OPERATIONAL POOL: READY FOR ISSUE	OPERATING COMMANDS: NOT READY FOR ISSUE: UNDG. PAR & AIRLINE MAINTENANCE	OPERATING COMMANDS: NOT READY FOR ISSUE: OTHER	OPERATING COMMANDS: ON BOARD OPERATING INV.	PLANNED OPT'G ASSIGNMENTS: 30 JUN 1960	30 SEP 1960	31 DEC 1960	31 MAR 1961
R4D 5 6	LANT								18	18	18	18
	PAC								11	11	11	11
	NABS								14	14	14	14
	NATRA								2	2	2	2
	NART								5	5	5	5
	RDT&E								3	3	3	3
									53	53	53	53
R4D 6	LANT	12			1			11				
	PAC	9						9				
	NABS	9						9	3	3	3	3
	NATRA	2						2				
	NART	3						3				
	RDT&E	1						1				
	BUWPS	13	8	5								
		49	8	5	1			35	3	3	3	3
R4D 5	LANT	7			1			6				
	PAC	5			1			4				
	NABS	7						7	6	7	7	7
	NART	2						2				
	RDT&E	1						1				
	BUWPS	20	12	8								
		42	12	8	2			20	6	7	7	7
R4D 6R	LANT	1						1	1	1	1	1
	NART	1						1	1	1	1	1
	BUWPS	2	1	1								
		4	1	1				2	2	2	2	2
R4D 5R	BUWPS	6		6								
		6		6								
R4D 8Z	PAC	1						1	1	1	1	1
	NABS	2						2	1	1	1	1
		3						3	2	2	2	2
R4D 6Z	BUWPS	3		3								
		3		3								
R4Y 1 2	RDT&E								2	2	2	2
									2	2	2	2
R4Y 2	NABS	1						1	2	2	2	2
	BUWPS	1	1									
		2	1					1	2	2	2	2
R4Y 1	LANT	15						15	17	13	13	13
	PAC	4						4	4	4	4	4
	NABS	8					1	7	8	11	11	11
	NATRA	2						2	2	2	2	2
	NART	1						1	1	1	1	1
	RDT&E	3						3				
	BUWPS	3	3									
		36	3				1	32	32	31	31	31
R4Y 1Z	NABS	1						1	1	1	1	1
		1						1	1	1	1	1
		292	46	23	6		7	210	219	220	219	219
VR C												
TF 1	LANT	28				1	1	26	23	18	18	18
	PAC	29				5	1	23	24	24	24	24
	NABS	16				2		14	9	9	9	9
	NART	1						1				
	RDT&E	1						1	2	2	2	2
	BUWPS	2	2									
		77	2			8	2	65	58	53	53	53
		77	2			8	2	65	58	53	53	53

[redacted]

[redacted]

DECLASSIFIED

TABLE 3

PROGRAM AIRCRAFT

PROGRAM INVENTORY BY STATUS AND PLANNED OPERATING ASSIGNMENTS

BY COMMAND, CLASS AND MODEL

CLASS AND MODEL		COMMAND	TOTAL	BUWEPS FR: NON OPERATIONAL SUPPORT	BUWEPS FR: RESERVE STOCK	OPERATING COMMANDS: OPERATIONAL POOL: READY FOR ISSUE	OPERATING COMMANDS: OPERATIONAL POOL: NOT READY FOR ISSUE: UNDG. PAR & AIRLINE MAINTENANCE	OPERATING COMMANDS: OPERATIONAL POOL: NOT READY FOR ISSUE: OTHER	OPERATING COMMANDS: ON BOARD OPERATING INV.	PLANNED OPT'G ASSIGNMENTS: 30 JUN 1960	PLANNED OPT'G ASSIGNMENTS: 30 SEP 1960	PLANNED OPT'G ASSIGNMENTS: 31 DEC 1960	PLANNED OPT'G ASSIGNMENTS: 31 MAR 1961
UTILITY													
VU SAR													
	UF 2	LANT	11						11	12	12	12	11
		PAC	14			3		1	10	14	15	15	15
		NABS	2						2	2	2	2	2
		BUWPS	4	4									
			31	4		3		1	23	28	29	29	28
	UF 1 1T	NABS								10	10	10	10
										10	10	10	10
	UF 1	LANT	4						4	2	1	1	2
		PAC	14					2	12	7	6	6	6
		NABS	10						10	5	5	5	5
		NATRA	2						2	2	2	2	2
		RDT&E	1						1				
		BUWPS	25	16	9								
			56	16	9			2	29	16	14	14	15
	UF 1T	NABS	5						5				
			5						5				
	UC 1	LANT	5			3			2	5	5	5	5
		BUWPS	1	1									
			6	1		3			2	5	5	5	5
			98	21	9	6		3	59	59	58	58	58
VU TOW													
	JD 1	LANT	11			1			10	11	11	11	11
		PAC	14						14	14	14	14	14
		RDT&E	1						1	1	1	1	1
		BUWPS	32	6	26								
			58	6	26	1			25	26	26	26	26
			58	6	26	1			25	26	26	26	26
VU T&D													
	JD 1D	LANT	1						1				
		PAC	6						6	6	6	4	4
		NABS	1						1				
		RDT&E	2						2	3	3	3	3
		BUWPS	1	1									
			11	1					10	9	9	7	7
			11	1					10	9	9	7	7
VU L													
	UO 1	NABS									6	14	14
		NATRA										6	6
											6	20	20
											6	20	20

[redacted]

DECLASSIFIED

[redacted]

TABLE 3 PROGRAM AIRCRAFT

PROGRAM INVENTORY BY STATUS AND PLANNED OPERATING ASSIGNMENTS

BY COMMAND, CLASS AND MODEL

CLASS AND MODEL		COMMAND	TOTAL	BUWEPS FR: NON OPERATIONAL SUPPORT	BUWEPS FR: RESERVE STOCK	OPERATING COMMANDS: OPERATIONAL POOL: READY FOR ISSUE	OPERATING COMMANDS: OPERATIONAL POOL: NOT READY FOR ISSUE: UNDG. PAR & AIRLINE MAINTENANCE	OPERATING COMMANDS: OPERATIONAL POOL: NOT READY FOR ISSUE: OTHER	OPERATING COMMANDS: ON BOARD OPERATING INV.	PLANNED OPT'G ASSIGNMENTS: 30 JUN 1960	PLANNED OPT'G ASSIGNMENTS: 30 SEP 1960	PLANNED OPT'G ASSIGNMENTS: 31 DEC 1960	PLANNED OPT'G ASSIGNMENTS: 31 MAR 1961
TRAINING JET													
VT													
	T2J 1	NABS	2						2				
		NATRA	109					5	104	122	149	155	155
		RDT&E	1						1	2	2	2	2
		BUWPS	17	17									
			129	17				5	107	124	151	157	157
	T2V 1	NABS	37						37	38	39	43	43
		NATRA	22			5			17	40	12	12	12
		RDT&E	7				1		6	3	3	3	3
		BUWPS	76	15	61								
			142	15	61	5	1		60	81	54	58	58
	TV 2	LANT	1						1				
		PAC	10			1		1	8	8			
		NABS	48					1	47	43	43	43	43
		NART	25					2	23	40	46	46	46
		BUWPS	255	48	207								
			339	48	207	1		4	79	91	89	89	89
	~~TT 1~~	~~NATRA~~	~~9~~						9				
			~~9~~						~~9~~				
	F9F 8T	LANT	97			7	7	5	78	85	85	85	85
		PAC	140			5	5	1	129	121	121	121	121
		NABS	1						1	1	1	1	1
		NATRA	102				7	1	94	91	91	91	91
		NART	16				2		14	15	15	15	15
		RDT&E	5						5				
		BUWPS	5	5									
			366	5		12	21	7	321	313	313	313	313
	F3D 2T2	LANT	5			5				8	8	8	8
		PAC	6					1	5	6	8	9	9
		NATRA									3	3	3
		RDT&E	4						4				
		BUWPS	34	10	24								
			49	10	24	5		1	9	14	19	20	20
			1034	95	292	23	22	17	585	623	626	637	637
VT D													
	TV 2D	PAC	6						6	6	6	6	6
		NABS	2						2				
		BUWPS	5	3	2								
			13	3	2				8	6	6	6	6
			13	3	2				8	6	6	6	6
VT KD													
	TV 2KD	NABS	1						1				
		BUWPS	6	1	5								
			7	1	5				1				
			7	1	5				1				

[redacted]

[redacted]

DECLASSIFIED

TABLE 3

PROGRAM AIRCRAFT

PROGRAM INVENTORY BY STATUS AND PLANNED OPERATING ASSIGNMENTS

BY COMMAND, CLASS AND MODEL

CLASS AND MODEL		COMMAND	TOTAL	BUWEPS FR: NON OPERATIONAL SUPPORT	BUWEPS FR: RESERVE STOCK	OPERATING COMMANDS: OPERATIONAL POOL: READY FOR ISSUE	OPERATING COMMANDS: OPERATIONAL POOL: NOT READY FOR ISSUE: UNDG. PAR & AIRLINE MAINTENANCE	OPERATING COMMANDS: OPERATIONAL POOL: NOT READY FOR ISSUE: OTHER	OPERATING COMMANDS: ON BOARD OPERATING INV	PLANNED OPT'G ASSIGNMENTS: 30 JUN 1960	PLANNED OPT'G ASSIGNMENTS: 30 SEP 1960	PLANNED OPT'G ASSIGNMENTS: 31 DEC 1960	PLANNED OPT'G ASSIGNMENTS: 31 MAR 1961
TRAINING PROP													
VT ME													
	JRB 6	NABS	10						10				
			10						10				
	SNB 5	LANT	42			4			38	39	26	26	26
		PAC	60			3		1	56	44	39	39	36
		NABS	192						192	186	203	203	203
		NATRA	116					1	115	118	100	98	98
		NART	47			1			46	42	42	42	42
		RDT&E								1	1	1	1
		BUWPS	239	25	214								
			696	25	214	8		2	447	430	411	409	406
			706	25	214	8		2	457	430	411	409	406
VT MEP													
	SNB 5P	PAC	7			2		1	4	4	4	4	4
		NABS	8						8	8	8	8	8
		NATRA	9						9	8	8	8	8
		NART	4						4	4	4	4	4
		BUWPS	11	2	9								
			39	2	9	2		1	25	24	24	24	24
			39	2	9	2		1	25	24	24	24	24
VT SE													
	T 34B	LANT	1						1	1			
		NATRA	155			3			152	164	164	164	164
		RDT&E	1						1	1	1	1	1
		BUWPS	212	65	147								
			369	65	147	3			154	166	165	165	165
	T 28B	LANT	12			3		1	8	14	8	8	8
		PAC	9						9	10	10	10	10
		NABS	41					1	40	40	40	40	40
		NATRA	253					3	250	275	267	267	267
		RDT&E	3						3	3	3	3	3
		BUWPS	99	49	50								
			417	49	50	3		5	310	342	328	328	328
	T 28C	NATRA	137					2	135	130	120	120	120
		BUWPS	127	44	83								
			264	44	83			2	135	130	120	120	120
			1050	158	280	6		7	599	638	613	613	613

[redacted]

DECLASSIFIED

CONFIDENTIAL

TABLE 3

PROGRAM AIRCRAFT

PROGRAM INVENTORY BY STATUS AND PLANNED OPERATING ASSIGNMENTS

BY COMMAND, CLASS AND MODEL

CLASS AND MODEL		COMMAND	TOTAL	BUWEPS FR: NON OPERATIONAL SUPPORT	BUWEPS FR: RESERVE STOCK	OPERATING COMMANDS: OPERATIONAL POOL: READY FOR ISSUE	OPERATING COMMANDS: OPERATIONAL POOL: NOT READY FOR ISSUE: UNDG. PAR & AIRLINE MAINTENANCE	OPERATING COMMANDS: OPERATIONAL POOL: NOT READY FOR ISSUE: OTHER	OPERATING COMMANDS: ON BOARD OPERATING INV.	PLANNED OPT'G ASSIGNMENTS: 30 JUN 1960	PLANNED OPT'G ASSIGNMENTS: 30 SEP 1960	PLANNED OPT'G ASSIGNMENTS: 31 DEC 1960	PLANNED OPT'G ASSIGNMENTS: 31 MAR 1961
VT E													
	R4D 5Q	BUWPS	1		1								
			1		1								
	R4D 5S6S	NART								2	2	2	2
										2	2	2	2
	R4D 6S	NART	1						1				
		BUWPS	4		4								
			5		4				1				
	R4D 5S	NART	1						1				
		BUWPS	9		9								
			10		9				1				
			16		14				2	2	2	2	2
VT NAV													
	R4D8NAV	NATRA								3	8	8	8
										3	8	8	8
	R4D 7	NATRA	5						5	4	5	5	5
		BUWPS	1	1									
			6	1					5	4	5	5	5
			6	1					5	7	13	13	13
VT D													
	T 28BD	LANT	2						2	2	2	2	2
		PAC	3						3	2	2	2	2
		NABS	3						3				
		RDT&E	2						2	4	4	4	4
			10						10	8	8	8	8
			10						10	8	8	8	8
ROTARY WING													
HS													
	*HSS 2	PAC									3	4	8
		BUWPS	5	5									
			5	5							3	4	8
	*HSS 1	LANT	68						68	62	53	34	14
		PAC	40						40	48	45	30	15
		NART	25			1		1	23	27	27	27	27
		RDT&E	2						2				
		BUWPS	36	36									
			171	36		1		1	133	137	125	91	56
	*HSS 1N	LANT	17						17	17	29	47	61
		PAC	16						16	16	21	36	42
		RDT&E	2						2				
		BUWPS	6	6									
			41	6					35	33	50	83	103
			217	47		1		1	168	170	178	178	167
HO													
	*HOK 1	LANT	7						7	12	12	12	12
		PAC	21					4	17	24	24	24	24
		NABS	6						6	5	5	5	5
		BUWPS	24	24									
			58	24				4	30	41	41	41	41
	HO4S 3	LANT	1						1	1	1		
		~~PAC~~	~~1~~						~~1~~	~~1~~	1	1	1
		NABS	2						2	2	2	2	2
		NATRA	18					1	17	20	20	22	22
		BUWPS	11	11									
			33	11				1	21	24	24	25	25
			91	35				5	51	65	65	66	66

* COMBAT FIRST LINE MODELS

CONFIDENTIAL

[redacted]

DECLASSIFIED

TABLE 3 PROGRAM AIRCRAFT

PROGRAM INVENTORY BY STATUS AND PLANNED OPERATING ASSIGNMENTS

BY COMMAND, CLASS AND MODEL

CLASS AND MODEL		COMMAND	TOTAL	BUWEPS FR: NON OPERATIONAL SUPPORT	BUWEPS FR: RESERVE STOCK	OPERATING COMMANDS: OPERATIONAL POOL: READY FOR ISSUE	OPERATING COMMANDS: NOT READY FOR ISSUE: UNDG. PAR & AIRLINE MAINTENANCE	OPERATING COMMANDS: NOT READY FOR ISSUE: OTHER	OPERATING COMMANDS: ON BOARD OPERATING INV.	PLANNED OPT'G ASSIGNMENTS: 30 JUN 1960	30 SEP 1960	31 DEC 1960	31 MAR 1961
HR L	HRS 3	LANT	30			1		2	27	38	35	32	25
		PAC	31			4			27	32	32	32	32
		NABS	16					1	15	18	20	20	20
		NATRA	11						11	10	10	10	10
		RDT&E	1						1	1	1	1	1
		BUWPS	24	24									
			113	24		5		3	81	99	98	95	88
	*HUS 1	LANT	59			1		1	57	54	56	66	66
		PAC	136			11		17	108	110	110	115	115
		NABS	12						12	12	12	12	12
		BUWPS	20	20									
			227	20		12		18	177	176	178	193	193
	*HUS 1Z	NABS	4						4	4	4	4	4
			4						4	4	4	4	4
			344	44		17		21	262	279	280	292	285
HR M	*HR2S 1	LANT	10						10	11	14	14	14
		PAC	14						14	14	14	14	14
		NABS	2						2	2	2	2	2
		BUWPS	12	12									
			38	12					26	27	30	30	30
			38	12					26	27	30	30	30
HU	*HU2K 1	LANT									1	3	5
		PAC										2	2
		RDT&E								1	1	1	1
		BUWPS	1	1									
			1	1						1	2	6	8
	*HUK 1	LANT	7						7	8	4	4	4
		PAC	11					1	10	11	11	11	11
		NABS	1						1	1	1	1	1
		BUWPS	1	1									
			20	1				1	18	20	16	16	16
	*HUS 1A	LANT	6			2			4	9	9	9	9
		PAC	5						5	5	5	5	5
		NABS	1						1	1	1	1	1
		RDT&E	2						2	1	1	1	1
		BUWPS	6	6									
			20	6		2			12	16	16	16	16
	HUL 1	LANT	5						5	7	7	7	7
		PAC	7					1	6	6	6	6	6
		BUWPS	2	2									
			14	2				1	11	13	13	13	13
	HUP 3	LANT	1						1	5	11	17	22
		PAC								7	12	17	22
		BUWPS	49	31	18								
			50	31	18				1	12	23	34	44
	HUP 2	LANT	24						24	21	16	9	1
		PAC	37			1		3	33	22	17	11	3
		NABS	19					1	18	19	19	18	18
		NATRA	18						18	22	20	20	20
		NART	19						19	27	33	33	33
		RDT&E	1						1	1	1	1	1
		BUWPS	16	16									
			134	16		1		4	113	112	106	92	76
			239	57	18	3		6	155	174	176	177	173

* COMBAT FIRST LINE MODELS

[redacted]

DECLASSIFIED

[redacted]

TABLE 3 PROGRAM AIRCRAFT

PROGRAM INVENTORY BY STATUS AND PLANNED OPERATING ASSIGNMENTS

BY COMMAND, CLASS AND MODEL

CLASS AND MODEL		COMMAND	TOTAL	BUWEPS FR		OPERATING COMMANDS				PLANNED OPT'G ASSIGNMENTS			
						OPERATIONAL POOL							
							NOT READY FOR ISSUE						
				NON OPERATIONAL SUPPORT	RESERVE STOCK	READY FOR ISSUE	UNDG. PAR & AIRLINE MAINTENANCE	OTHER	ON BOARD OPERATING INV.	30 JUN 1960	30 SEP 1960	31 DEC 1960	31 MAR 1961
HT													
	HTL 7	LANT	7						7	7	7	6	6
		PAC	7						7	7	7	6	6
			14						14	14	14	12	12
	HTL 6	NATRA	30						30	30	30	30	30
		BUWPS	13	11	2								
			43	11	2				30	30	30	30	30
	HTL 5	LANT	2						2	1			
		BUWPS	1		1								
			3		1				2	1			
	HTL 4	LANT	2						2	2			
		BUWPS	2		2								
			4		2				2	2			
			64	11	5				48	47	44	42	42
AIRSHIPS													
ZP													
	ZS2G 1	RDT&E	1						1				
			1						1				
	ZSG 4	RDT&E								1	1	1	1
										1	1	1	1
	* ZPG 2	LANT	5				1	1	3	4	4	4	4
		RDT&E	2						2	2	2	2	2
		BUWPS	3	1	2								
			10	1	2		1	1	5	6	6	6	6
	ZPG 1	RDT&E								1	1	1	1
										1	1	1	1
			11	1	2		1	1	6	8	8	8	8
ZW													
	* ZPG 3W	LANT	3						3	3	4	4	4
		BUWPS	1	1									
			4	1					3	3	4	4	4
	* ZPG 2W	LANT	1						1	1	1		
		BUWPS	2	1	1								
			3	1	1				1	1	1		
			7	2	1				4	4	5	4	4

* COMBAT FIRST LINE MODELS

[redacted]

DECLASSIFIED

TOTAL PROGRAM AND NON-PROGRAM AIRCRAFT

TABLE 4 LOCATION OF AIRCRAFT INVENTORY BY ORGANIZATIONAL UNIT

LOCATION	UNIT	NO. OF A/C	COM-MAND
ABD ANTIETAM	VMA 324	23	19
ABD CHMPLAIN	HMRM 461	10	19
ABD DESMOINS	HU 2 DET 23	1	11
ABD ESSEX	VAW 12 DET 45	4	11
ABD FORRESTL	VF 102	14	11
	VA 81	12	11
	VF 103	14	11
	VA 83	12	11
	VA 85	12	11
	VAH 5	10	11
	VFP 62 DET 42	3	11
	VAW 12 DET 42	4	11
	VAW 33 DET 42	4	11
	HU 2 DET 42	2	11
ABD HORNET	VS 37	22	21
	HS 2	15	21
	HMX 1 DET	6	39
ABD INDEPEND	VFP 62 DET 41	3	11
	VAW 33 DET 41	3	11
ABD INTREPID	VFP 62 DET 33	3	11
	HU 2 DET 33	2	11
ABD LEXINGTN	VA 212	14	21
ABD MTMCKNLY	HU 2 DET 94	1	11
ABD NPT NEWS	HU 2 DET 25	1	11
ABD ORISKANY	VF 141	12	21
	VF 142	12	21
	VA 144	12	21
	VA 145	10	21
	VA 146	12	21
	VAH 4 F	6	21
ABD POCONO	HU 2 DET 92	1	11
ABD RANDOLPH	VAW 12 DET 36	4	11
	VS 36	16	11
	HS 7	14	11
	HU 2 DET 36	1	11
ABD RANGER	VF 91	14	21
	VF 92	14	21
	VA 93	12	21
	VA 94	12	21
	VA 95	12	21
	VAH 6	9	21
	VCP 61 DET B	3	21
	VCP 61 DET F	3	21
	VAW 13 DET M	5	21
ABD RICHARD	VF 191	8	21
	VA 192	11	21
ABD ROOSEVLT	VF 14	12	11
	VF 11	12	11
	VA 15	12	11
	VA 46	12	11
	VA 172	12	11
	VAH 11	7	11
ABD SARATOGA	VFP 62 DET 43	3	11
	HU 2 DET 43	2	11
ABD SHANGRLA	VFP 62 DET 44	2	11
	HU 2 DET 44	2	11
ABD TICNDRGA	VF 51	11	21
	VA 52	10	21
	VF 53	12	21
	VA 55	11	21
	VA 56	12	21
	VAH 4 N	3	21
ABD VALY FRG	VAW 12 DET 52	5	11
ABD WESTWIND	HU 2 DET 74	2	11
ABD YORKTOWN	VAW 11 DET T	4	21
	VS 23	21	21
	HS 4	15	21
ADAK	NAVSTA 17 ND	3	21
AGANA	VCP 61	14	21
	VAW 13	12	21
	VW 1	14	21
	VW 3	5	21
	NAS	7	21
AKRON	BWR AKRON	1	31
ALAMEDA	VA 23	19	21
	VF 24	14	21
	VA 22	15	21
	VF 21	16	21
	VA 25	12	21
	VP 9	11	21
	VP 47	12	21
	NAS ALAMEDA	58	21
	CVA 61 RANGER	1	21
	CVA 31 RICHARD	1	21
	CVA 14 TCNDRGA	1	21
	CVA 34 ORISKNY	1	21
	CVA 41 MIDWAY	2	21
	CVA 43 CRL SEA	1	21
	NAS 12 NAV DST	25	31
	O&R BUWEPS FR	265	88
ANACOSTIA	NAS ANACOSTIA	73	31
	HQ MC FLT SECT	15	39
	NARTU	37	50
	NAS RDT&E	2	70
ANNAPOLIS	NAF ANNAPOLIS	11	31
ARGENTIA	VP 8	12	11
	VW 11	17	11
	FASRON 106	2	11
	NAVSTA	4	11
ATLANTA	NAS NART	28	50
ATSUGI	VR 21 DET	9	21
	VMFAW 314	21	29
	VU 5	15	21
	NAS	19	21
AUSTRALIA	ATT MELBOURNE	1	21
BALTIMORE	BWR BALTIMORE	1	31
	BWR RDT&E	2	70
	BWR FR	34	88
BARBERS PNT	VAW 11 DET F	2	21
	GMSRON 1	16	21
	VP 22	12	21
	AEWBARRONPAC	24	21
	AIRBARSRON 2	14	21
	VR 21	11	21
	FASRON 117	14	21
	VU 1	16	21
	NAS 14 NAVDST	5	21
BEAUFORT	VMF 122	19	19
	VMF 235	22	19
	VMF 333	20	19
	VMF 312	24	19
	MCAS	7	39
BERMUDA	VP 45	12	11
	VP 49	13	11
	NAVSTA	1	11
BETHPAGE	BWR RDT&E	19	70
	BWR FR	24	88
BLOOMFIELD	BWR RDT&E	8	70
	BWRR FR	1	88
BOSTON	INM	5	70
	ONR	1	70
BRAZIL	MISSION RIO DJ	1	11
BREMERTON	CVS 12 HORNET	1	21
	CVS 10 YORKTWN	1	21
BROWN FIELD	VU 3	15	21
	VU 7	34	21
	NAAS 11 NAVDST	1	31
BRUNSWICK	VP 7	13	11
	VP 10	12	11
	VP 11	13	11
	VP 23	12	11
	NAS 1 NAV DST	4	31
BUFFALO	BWR BUFFALO	1	31
	BWR RDT&E	1	70
BURBANK	BWR BURBANK	1	31
	BWR RDT&E	3	70
	BWR FR	43	88
CAMP PENDLET	VMO 6	17	29
CECIL FIELD	VF 31	18	11
	VF 32	18	11
	VA 34	16	11
	VA 36	14	11
	VF 174	33	11
	VA 12	15	11
	VF 13	17	11
	VF 62	14	11
	VA 106	14	11
	NAS 6 NAV DST	8	31
CHASE	NAAS NAATC	123	43
CHERRY POINT	MARS MWSG 27	12	19
	H&MS 14	4	19
	H&MS 24	4	19
	H&MS 32	4	19
	VMFAW 114	45	19
	VMA 224	23	19
	VMA 225	26	19
	VMCJ 2	18	19
	VMR 252	20	19
	VMR 353	9	19
	VMT 1	24	19
	MCAS	3	19
	MCAS SO&ES	13	39
	O&R BUWEPS FR	121	88
CHILE	MISSION VLPRSO	1	11
CHINA LAKE	VX 5	11	21
	NAF 11 NAV DST	3	31
	NAF RDT&E	43	70
CLEVELAND	NASA	1	70
COLOMBIA	MISSION BOGOTA	1	11
COLORADO SPR	COMNAVCONAD	4	31
COLUMBUS	BWR COLUMBUS	2	31
	BWR RDT&E	16	70
	BWR FR	16	88
CRPS CHRISTI	NAS NAATC	155	43
	O&R BUWEPS FR	2	88
CUBI PNT	H&MS 11	12	29
	VMF 251	21	29
	VMFAW 531	20	29
	VMFAW 542	20	29
	VU 5 DET A	3	21
	NAS CUBI PNT	16	21
DAHLGREN	NAF	1	31
DALLAS	NAS NART	51	50
	BWR RDT&E	9	70
	BWR FR	54	88
DAYTON	BWGR CEN DIST	3	31
DENVER	NAVCRUIT STA	2	31
DHAHRAN AFB	HDQTRS CMEF	1	11
DOM REP	MISSION CUITRU	1	11
ECUADOR	MISSION QUITO	1	11
EDWARDS AFB	NLO	4	70

DECLASSIFIED

CONFIDENTIAL

TOTAL PROGRAM AND NON-PROGRAM AIRCRAFT

TABLE 4 LOCATION OF AIRCRAFT INVENTORY BY ORGANIZATIONAL UNIT

LOCATION	UNIT	NO. OF A/C	COMMAND
EST HARTFORD	BWR EST HRTFRD	1	31
	BWR RDT&E	14	70
	BWR FR	14	88
EGYPT	ATT CAIRO	1	11
EL CENTRO	NAAS 11 NAVDST	1	31
	NPF	10	70
EL SEGUNDO	BWGR WSTRN DST	2	31
	BWR EL SEGUNDO	1	31
	BWR RDT&E	8	70
	BWR FR	103	88
EL TORO	H&MS 15	4	29
	MARS 37	15	29
	H&MS 33	4	29
	VMF 323	19	29
	VMF 334	21	29
	VMF 451	24	29
	VMFAW 513	20	29
	VMA 211	28	29
	VMA 223	24	29
	VMA 311	20	29
	VMCJ 3	22	29
	VMR 352	21	29
	HMRL 363	18	29
	HHS AFMFPAC	7	29
	VMT 2	25	29
	MCAS SO&ES	9	39
ELLYSON FLD	HTG 1	65	41
FALLON	NAAS 12 NAVDST	3	31
FORT WORTH	BWR RDT&E	2	70
FUTEMA	H&MS 16	8	29
	HMRL 162	24	29
	HMRL 362	13	29
GLENVIEW	NAS NART	67	50
GLYNCO	NAS	7	44
	NAVCICOFFSCOL	67	44
GREECE	ATT ATHENS	1	11
GROSSE ILE	NAS NART	43	50
GTMO BAY	VMA 331	19	19
	VMA 533	19	19
	VU 10	11	11
	NAS GTMO BAY	6	11
HAITI	MISSION PTAUPR	1	11
ICELAND	FASRON 107	1	11
INDIA	ATT NEW DELHI	1	11
INDIANAPOLIS	AVIONICS FAC	1	31
IRAN	ATT TEHRAN	1	11
IWAKUNI	VQ 1	12	21
	VP 6	11	21
	VP 28	11	21
	MARS 17	20	29
	H&MS 12	6	29
	VMA 121	20	29
	VMA 332	19	29
	VMCJ 1	15	29
	VMR 253	20	29
	MCAF IWAKUNI	6	29
JACKSONVILLE	VA 35	13	11
	VA 44	70	11
	VA 176	12	11
	VFP 62	12	11
	VAP 62	10	11
	VP 5	12	11
	VP 16	13	11
	VP 18	12	11
	VW 4	8	11
	VU 10 DET	2	11
	NAS JAX	1	11
	NAS 6 NAV DST	26	31
	NARTU	41	50
	O&R BUWEPS FR	119	88
JAVA	ATT DJAKARTA	1	21
JOHNSVILLE	NAS 4 NAV DST	7	31
	NADC	21	70
KANEOHE	H&MS 13	11	29
	VMF 232	19	29
	VMA 212	22	29
	VMA 214	21	29
	HMRL 161	11	29
	MCAS 14 ND	7	29
	DET	2	31
KEY WEST	VF 101	39	11
	VS 30	3	11
	HS 1	1	11
	HS 1	11	11
	VX 1	14	11
	NAS 6 NAV DST	7	31
KINGSVILLE	BTG 7	2	41
	NAAS NAATC	166	43
KIRTLAND AFB	NASWF	1	31
	NASWF	9	70
KODIAK	VP 19	12	21
	FASRON 114	1	21
	NAVSTA 17 ND	2	21
KWAJALEIN	NAVSTA 14 ND	4	21
LAJES	NAF	1	11
LAKEHURST	ZP 3	6	11
	ZW 1	6	11
	HU 2	34	11
	NAS 4 NAV DST	3	31
	NATECHTRAU	1	44
	NARTU	16	50
	NATFSI	9	70
	NAS	2	70
	O&R BUWEPS FR	9	88
LANGLEY FLD	NASA	1	70
LITCHFLD PRK	NAF 11 NAV DST	2	31
	STORAGE FACLTY	1776	88
LONDON	FASRON SPC 200	7	11
LONG BEACH	CVS 33 KERSRGE	2	21
LOS ALAMITOS	NAS NART	87	50
LOS ANGELES	LPH 6 THETIS B	1	21
	CVA 16 LEXIGTN	1	21
MAYPORT	CVS 39 CHMPLAN	1	11
	CVA 38 SHANGRL	1	11
	CVA 42 FDR	1	11
	NAVSTA	3	31
MEMPHIS	BTG 7	18	41
	NAS	16	44
	NARTU	33	50
MEXICO	ATT MEXICO CTY	1	11
MIDWAY	NAVSTA 14 ND	3	21
MINNEAPOLIS	NAS NART	30	50
MIRAMAR	VF 111	15	21
	VA 112	13	21
	VA 113	13	21
	VF 114	13	21
	VA 115	15	21
	VF 121	37	21
	VA 126	63	21
	VCP 63	24	21
	VCP 63 DET F	2	21
	NAS MIRAMAR	5	21
	NAS 11 NAV DST	14	31
MOFFETT FLD	VF 124	70	21
	VA 125	29	21
	VF 151	15	21
	VA 152	12	21
	VA 153	12	21
	VF 154	15	21
	VA 155	12	21
	VF 193	14	21
	VA 195	7	21
	VA 196	11	21
	VF 211	14	21
	VF 213	15	21
	VA 215	11	21
	VA 216	13	21
	NAS MOFFETT	14	21
	NAS 12 NAV DST	12	31
	NASA	1	70
MONTEREY	NAF 12 NAVDST	43	31
MORTON	BWR RDT&E	1	70
NAHA	GMSRON 1 DET S	2	21
	VP 4	12	21
	VU 5 DET B	3	21
	NAF	5	21
NAPLES	VR 24 DET	7	11
	NAF	16	11
NEW IBERIA	NAAS NAATC	36	43
NEW ORLEANS	NAS NART	38	50
NEW RIV JAX	H&MS 26	1	19
	HMRL 264	19	19
	HMRL 261	6	19
	HMRL 262	33	19
	HMRL 263	19	19
	VMO 1	20	19
	MCAF	6	39
NEW YORK	CVS 36 ANTETAM	1	11
	CVA 60 SARATOG	2	11
	NAS NART	73	50
NORFOLK	VS 27	8	11
	VS 30	17	11
	VS 24	10	11
	VS 27	3	11
	HS 3	2	11
	VS 36	6	11
	HS 3	14	11
	VP 24	11	11
	VP 44	9	11
	VP 56	13	11
	HU 2 DET 1	4	11
	FASRON 3	22	11
	FASRON 102	7	11
	VRF 31	3	11
	CVS 9 ESSEX	2	11
	CVS15 RANDOLPH	1	11
	LPH 4 BOXER	1	11
	CVA 59 FORSTAL	1	11
	CVS 45 VALYFRG	1	11
	CVS 18 WASP	1	11
	CVA 62 INDPEND	1	11
	AV 5 ALBERMRLE	1	11
	HS FMFLNT	5	19
	NAS 5 NAV DST	21	31
	NARTU	29	50
	O&R BUWEPS FR	338	88
NORTH ISLAND	VA 122	36	21
	VAW 11	43	21
	VFAW 3	32	21
	VS 21	14	21
	VS 29	14	21
	VS 33	12	21
	VS 38	12	21
	VP 42	9	21
	VP 46	10	21
	VP 48	10	21
	VR 21 DET	8	21
	FASRON 4	20	21
	FASRON 110	4	21
	VRF 32	2	21
	NAS NORTH ISL	4	21
	NAS 11 NAV DST	11	31
NORWAY	ATT OSLO	1	11
OAKLAND	NAS NART	72	50
OCEANA	VA 43	51	11
	VA 42	19	11
	VF 33	14	11
	VF 74	15	11
	VA 65	12	11
	VA 66	16	11
	VA 76	16	11
	VF 41	16	11
	VF 84	17	11
	VA 75	12	11
	VA 86	14	11
	VA 72	17	11
	VU 4	15	11
	NAS 5 NAV DST	19	31

CONFIDENTIAL

DECLASSIFIED

C[redacted]

TOTAL PROGRAM AND NON-PROGRAM AIRCRAFT

TABLE 4 LOCATION OF AIRCRAFT INVENTORY BY ORGANIZATIONAL UNIT

LOCATION	UNIT	NO. OF A/C	COM-MAND
OKINAWA	MCAF FUTEMA	2	29
OLATHE	NATECHTRAU	16	44
	NAS NART	37	50
ONTARIO	BWR FR	33	88
OPPAMA	HU 1 DET 1	15	21
	NAF	45	21
PANAMA	COM FIFTEEN	1	11
PANAMA CITY	MINEDEFDEVU	1	70
PT HUENEME	LPH 5 PRINCETN	1	21
PORT ISABEL	NAAS NAATC	3	43
PTXNT RIVER	VW 2	5	11
	VW 13	11	11
	VW 15	10	11
	AEWTRAUNIT	5	11
	VR 1	15	11
	NAS PTXNT RIV	17	31
	NATC RDT&E	104	70
PEARL HARBOR	NAS 14 NAVDST	1	21
PENSACOLA	NAS NABTC	151	41
	CVS 36ANTETAM	1	41
	NATECHTRAU	18	44
	O&R BUWEPS FR	439	88
PERU	MISSION LIMA	1	11
PHILADELPHIA	NATECHTRAU	1	44
	NAMC	3	70
PNT ARGUELLO	NMF	2	31
POINT MUGU	GMSRON 1 DET Z	10	21
	VX 4	18	21
	PAC MISSLE RNG	54	31
	NAS 11 NAV DST	9	31
	USNMC RDT&E	15	70
PORT LYAUTEY	VR 24	7	11
	NAF ADV BASE	4	11
PORT WASHNGT	NTDC	1	31
QUANTICO	HMX 1	21	39
	MCAS AES 12	19	39
	MCAS AES 12	1	70
QUONSET PNT	VAW 12	26	11
	VAW 33	8	11
	VS 22	4	11
	VS 31	13	11
	VS 32	9	11
	VS 39	9	11
	VS 34	12	11
	VS 39	3	11
	HS 9	1	11
	VS 22	7	11
	VS 32	3	11
	HS 5	2	11
	VS 31	12	11
	HS 11	2	11
	HS 5	12	11
	HS 9	11	11
	HS 11	12	11
	VX 6	18	11
	VU 2	13	11
	VU 2 DET	4	11
	CVA 11 INTREPD	2	11
	NAS 1 NAV DST	30	31
	NATU	4	70
	O&R BUWEPS FR	130	88
REAM FIELD	HS 6	12	21
	HS 8	14	21
	HU 1	37	21
	NAAS 11 NAVDST	1	31
ROOSEVLT RDS	GMSRON 2	27	11
	NAVSTA	6	11
ROTA	VQ 2	12	11
	VP 26	12	11
	NAVSTA	17	11
SAN DIEGO	CVS 20 BENNING	1	21
	CVA 19 HANCOCK	1	21
	O&R BUWEPS FR	173	88
SANFORD	VAH 9	15	11
	VAH 3	24	11
	VAH 1	13	11
	VAH 7	14	11
	NAS 6 NAV DST	6	31
SANGLEY PNT	VP 40	12	21
	NAVSTA	7	21
SANTA ANA	H&MS 36	16	29
	HMRL 163	10	29
	HMRL 361	36	29
	HMRM 462	14	29
	MCAF	2	39
SAUFLEY FLD	NAAS NABTC	215	41
SCHENECTADY	INSMAT	1	70
SEOUL	COMNAVFORKOREA	2	21
SEATTLE	NAS NART	40	50
SIGONELLA	VP 21	12	11
	VW 2 DET B	3	11
	NAF	4	11
SO WEYMOUTH	NADU	2	31
	NAS NART	55	50
	NADU	10	70
SO AFRICA	ATT CAPETOWN	1	11
ST LOUIS	BWR ST LOUIS	1	31
	BWR RDT&E	11	70
	BWR FR	8	88
SUKIRON	VMO 2	23	29
TETERBORO	BWR TETERBORO	1	31
TAIWAN	COMSEVENTH FLT	1	21
	MAAG TSO YING	1	21
	NAVSECMAAGTAIP	1	21
THAILAND	MAAG BANGKOK	2	21
TRINIDAD	NAVSTA	1	11
TULSA	O&R BUWEPS FR	36	88
W PALM BEACH	BWR FR	10	88
WHDBY ISLAND	VAH 8	5	21
	VAH 4	13	21
	VAH 123	24	21
	VAH 2	10	21
	VP 1	11	21
	VP 2	10	21
	VP 17	12	21
	VP 50	11	21
	NAS 13 NAV DST	12	31
WHITING FLD	NAAS NABTC	337	41
WICHITA	BWR RDT&E	1	70
WILLOW GROVE	NAS NART	62	50
YOKOSUKA	COMNAVFORJAPAN	1	21
YUMA	MCAAS	9	39
	ATOM ENER COMM	1	88
	BLATZ AIRLINES	1	88
	CAL AIR CHARTR	1	88
	CEN AIRLNE INC	3	88
	DEPT OF AGRI	2	88
	DEPT OF INT	1	88
	DEPT OF JUSTCE	2	88
	FED AVN AGENCY	42	88
	GEN ELEC CO	1	88
	LAKE CEN AIRLN	2	88
	NO CEN AIRLNS	2	88
	OZARK AIR INC	3	88
	TRANS TEX AIRW	2	88
	U S ARMY	8	88
	USAF	3	88
	U S CG	1	88
		11590	

[redacted]

DECLASSIFIED

CONFIDENTIAL

SECTION II
AIRCRAFT INVENTORY, END OF MONTH

PROGRAM AND NON-PROGRAM AIRCRAFT

TABLE PAGE

5...MAJOR PROGRAM CLASSIFICATION BY COMBAT AND NON-COMBAT TYPE AIRCRAFT 71

6...STATUS DISTRIBUTION BY CLASS AND COMMAND 72

7...STATUS DISTRIBUTION, 1950 TO DATE 73

8...NON-PROGRAM AIRCRAFT, STATUS DISTRIBUTION BY MODEL 74

9...PROGRAM AIRCRAFT, TYPE OF ORGANIZATIONAL UNIT BY CLASS 76

10...PROGRAM AIRCRAFT, ATLANTIC FLEET, TYPE OF ORGANIZATIONAL UNIT BY CLASS 78

11...PROGRAM AIRCRAFT, PACIFIC FLEET, TYPE OF ORGANIZATIONAL UNIT BY CLASS 79

SPECIAL TABLES

12...MAN-CARRYING DRONES BY COMMAND AND STATUS DISTRIBUTION BY MODEL 80

13...AIRCRAFT ON LOAN TO NAVY 80

CHARTS

1...AIRCRAFT INVENTORY AND PLANNED ASSIGNMENT DATA 69

2...MONTH-END INVENTORY OF PROGRAM AIRCRAFT BY STATUS, JUNE 1955 TO DATE 71

3...TOTAL NAVY PROGRAM AIRCRAFT BY ORGANIZATIONAL UNITS 77

CONFIDENTIAL

CONFIDENTIAL

STATUS OF NAVY AIRCRAFT INVENTORY

SCOPE OF SECTION II

Navy aircraft "inventory" is comprised of all aircraft which have been accepted, but not stricken, by the Navy. An aircraft is accepted when legal custody is assumed by the Navy, and is stricken when officially separated from Navy custody by the signature of the Deputy Chief of Naval Operations (Air) to the monthly notice "Separations From and Reinstatements To the Navy list of aircraft".

Navy aircraft are presented under three basic classifications: STATUS, KIND OR CLASS and CONFIGURATION, and CUSTODY. "Status" refers to the classification of the functional employment or condition of aircraft; that is, generally, either undergoing, awaiting, or enroute to either operating, standard rework, special rework, storage, final disposition, or evaluation to determine next action. "Kind or Class and Configuration" refers to physical characteristics; as to general mission purpose of Navy aircraft design, e.g., fighter, attack, patrol, transport, etc. "Sub-Class" refers to the next lower level of classification into more specific mission purpose of design, e.g., all-weather, photographic, etc. "Custody" refers to organizational location; that is, administrative control of assignment, logistic support, and employment of aircraft; and, responsibility to account for and otherwise provide information about aircraft.

Included in Section II are selected inventory statistics for all Navy aircraft except non-man-carrying target drones and guided missiles. (Man-carrying drones and aircraft on loan to Navy are included in tables 12 and 13, but are excluded from all others in Section II.) Succeeding tables and listings represent successive breakdowns, in varying degree of detail, of current TOTAL INVENTORY.

GLOSSARY OF TERMS (AIRCRAFT)

TOTAL INVENTORY - Comprises all man-carrying Naval aircraft (including man-carrying drones) in the custody of all Navy and Marine organizations and units which have been accepted but not yet stricken. Total inventory may be divided into Program and Non-Program categories.

PROGRAM AIRCRAFT - Comprise all production aircraft in the physical custody of Navy and Marine units for which current or future operation within an authorized allowance is intended or can reasonably be expected. Stated differently, the program category includes operating, logistic support and reserve stock aircraft.

NON-PROGRAM AIRCRAFT - Comprise all aircraft of project development and service test (BIS) configuration, target drones (man-carrying), aircraft retired but not yet stricken (including contingency reserve), and aircraft on loan or on bailment contracts.

OPERATIONAL AIRCRAFT - This grouping includes all program aircraft in the controlling custody of the operating commands (COMNAVAIRLANT, COMNAVAIRPAC, CNATRA, CNARESTRA, NABS, and BUWEPS RDT&E) i.e., operating and operational pool aircraft.

OPERATING AIRCRAFT - are those aircraft in the custody of designated units for flight in performance of a Navy mission therefor, in accordance with, and in direct assignment against OPNAV planned operating assignments. Operating aircraft may be further classified by primary mission of unit having custody - "Combat", "Direct Combat Support", "Indirect Combat Support", "Air Training" and "Reserve (USNR-USMCR) Training".

LOGISTIC SUPPORT - Comprise aircraft in the Non-Operational Support and Operational Pool categories (see below).

OPERATIONAL POOL AIRCRAFT - are non-operating aircraft in custody of the operating command, i.e., pipeline aircraft in support of the operating program. Pool aircraft are often further classified as between "Ready For Issue" (those new or newly reworked aircraft awaiting issue to an operating unit) and "Not Ready For Issue" (aircraft in process of rework or return to BUWEPS).

NON-OPERATIONAL SUPPORT - aircraft are those in custody of BUWEPS (Fleet Readiness) for purposes of rework.

RESERVE STOCK - are program aircraft in the controlling custody of BUWEPS (FR) which are not currently and actively engaged in any of the various logistic processes (i.e., in, awaiting or enroute to operating or to rework) required in normal transition through standard service life.

CONTINGENCY RESERVE - aircraft are those which have been retired from the program inventory as a consequence of completion of standard service life but which have been retained in the inventory to alleviate mobilization deficiencies. Only those aircraft are retained in contingency reserve for which spare part support is available for at least one more overhaul and one more service tour.

ACTIVE AIRCRAFT - Operating aircraft and aircraft currently engaged in logistic support of operating aircraft.

INACTIVE AIRCRAFT - Non-program and Reserve Stock aircraft.

DECLASSIFIED

CHART 1

AIRCRAFT INVENTORY AND PLANNED ASSIGNMENT DATA

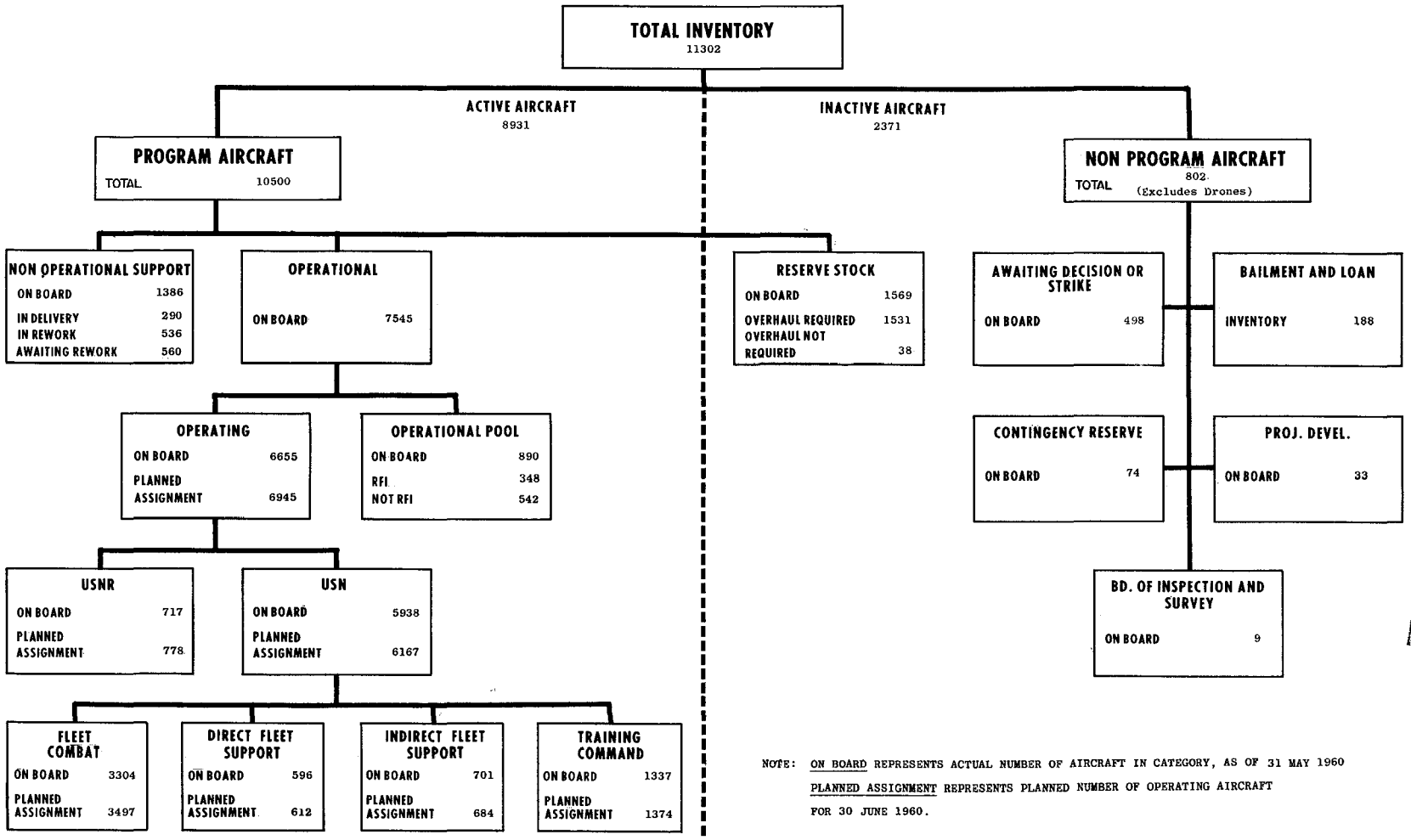

NOTE: ON BOARD REPRESENTS ACTUAL NUMBER OF AIRCRAFT IN CATEGORY, AS OF 31 MAY 1960
PLANNED ASSIGNMENT REPRESENTS PLANNED NUMBER OF OPERATING AIRCRAFT FOR 30 JUNE 1960.

DECLASSIFIED

CONFIDENTIAL

CONFIDENTIAL

DECLASSIFIED

[redacted]

TOTAL AIRCRAFT INVENTORY

TABLE 5

MAJOR PROGRAM CLASSIFICATIONS BY COMBAT AND NON-COMBAT TYPE

PROGRAM & NON-PROGRAM

PROGRAM CLASSIFICATION	31 MAY 1960					30 APRIL 1960				
	GRAND TOTAL	HEAVIER-THAN-AIR			LIGHTER THAN AIR	GRAND TOTAL	HEAVIER-THAN-AIR			LIGHTER THAN AIR
		TOTAL	COMBAT TYPE	NON-COMBAT TYPE			TOTAL	COMBAT TYPE	NON-COMBAT TYPE	
TOTAL INVENTORY	11,302	11,284	7,133	4,151	18	11,639	11,620	7,304	4,316	19
PROGRAM AIRCRAFT	10,500	10,482	6,450	4,032	18	11,181	11,163	6,999	4,164	18
Operational	7,545	7,533	4,877	2,656	12	7,564	7,552	4,875	2,677	12
Operating	6,655	6,645	4,147	2,498	10	6,690	6,679	4,194	2,485	11
U. S. Navy	5,938	5,928	3,588	2,340	10	5,981	5,970	3,634	2,336	11
U. S. Navy Reserve	717	717	559	158	-	709	709	560	149	-
Operational Pools	890	888	730	158	2	874	873	681	192	1
RFI	348	348	288	60	-	322	321	239	82	1
Not RFI	542	540	442	98	2	552	552	442	110	-
Non-Operational Support	1,386	1,383	904	479	3	1,443	1,441	947	494	2
Delivery	290	290	228	62	-	287	287	213	74	-
Rework	536	534	325	209	2	540	539	345	194	1
Awtg. Rework	560	559	351	208	1	616	615	389	226	1
Reserve Stock	1,569	1,566	669	897	3	2,174	2,170	1,177	993	4
Overhaul Required	1,531	1,528	650	878	3	2,122	2,119	1,154	965	3
Overhaul Not Required	38	38	19	19	-	52	51	23	28	1
NON-PROGRAM AIRCRAFT	802	802	683	119	-	458	457	305	152	1
Awaiting Decision or Strike	498	498	476	22	-	205	205	155	50	-
Contingency Reserve	74	74	72	2	-	23	23	21	2	-
Project Development	33	33	26	7	-	35	35	26	9	-
Bailment and Loan	188	188	100	88	-	184	184	93	91	-
Board of Inspection and Survey	9	9	9	-	-	11	10	10	-	1

CHART 2

TOTAL PROGRAM AIRCRAFT BY STATUS

30 JUNE 1955 TO DATE

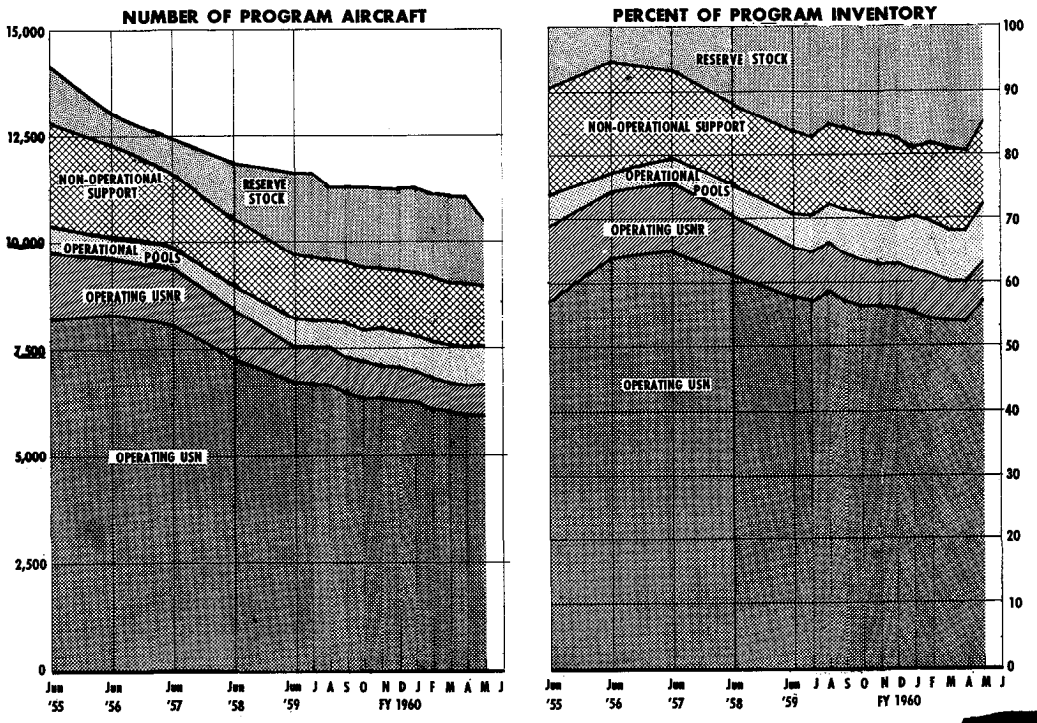

[redacted]

DECLASSIFIED

[redacted]

TABLE 6

TOTAL AIRCRAFT INVENTORY
STATUS DISTRIBUTION BY CLASS & COMMAND
PROGRAM & NON-PROGRAM

CLASS AND COMMAND	GRAND TOTAL	PROGRAM: TOTAL	OPERATIONAL: OPERATING	OPERATIONAL: LOGISTIC SUPPORT: OPT'L POOL: RFI	OPERATIONAL: LOGISTIC SUPPORT: OPT'L POOL: NOT RFI	NON-OPERATIONAL SUPPORT: LOGISTIC SUPPORT: IN DELIVERY	NON-OPERATIONAL SUPPORT: LOGISTIC SUPPORT: IN REWORK	NON-OPERATIONAL SUPPORT: LOGISTIC SUPPORT: AWTG. RSWORK	RESERVE STOCK	NON-PROGRAM: TOTAL	AWTG DECISION	AWTG. STRIKE	CONTINGENCY RESERVE	PROJECT DEVELOPMENT a/	BAILMENT & LOAN	BOARD OF INSPECTION & SURVEY
TOTAL	11,302	10,500	6,655	348	542	290	536	560	1,569	802	469	29	74	33	188	9
Fighter	2,517	2,040	1,260	127	173	36	64	75	295	477	419	-	-	14	44	-
VF(DAY)JET	1,441	1,064	636	83	95	12	50	46	142	377	359	-	-	7	11	-
VF(AW)JET	760	684	460	41	66	20	3	15	79	76	40	-	-	7	29	-
VF(P)JET	192	189	93	10	10	1	4	2	69	3	-	-	-	-	3	-
VF(D)JET	85	64	43	3	2	1	3	11	1	21	20	-	-	-	1	-
VF(KD)JET	13	13	9	-	-	-	-	-	4	-	-	-	-	-	-	-
VF(Q)JET	26	26	19	-	-	2	4	1	-	-	-	-	-	-	-	-
Attack	2,508	2,347	1,439	91	144	119	83	186	285	161	30	21	72	8	24	6
VA(DAY)JET	1,300	1,166	813	68	96	91	11	28	59	134	30	21	68	6	5	4
VA(AW)JET	14	-	-	-	-	-	-	-	-	14	-	-	4	-	9	1
VA(P)JET	30	27	18	4	1	1	2	1	-	3	-	-	-	-	2	1
VA(Q)JET	24	23	15	-	2	2	3	1	-	1	-	-	-	-	1	-
VA(HT)JET	11	11	8	1	-	1	1	-	-	-	-	-	-	-	-	-
VA(H)JET	158	152	115	-	24	5	6	2	-	6	-	-	-	2	4	-
VA(LL)JET	1	-	-	-	-	-	-	-	-	1	-	-	-	-	1	-
VA(DAY)PROP	617	617	323	16	12	13	34	93	126	-	-	-	-	-	-	-
VA(AW)PROP	147	147	65	2	3	3	7	39	28	-	-	-	-	-	-	-
VA(M)PROP	203	202	80	-	6	3	19	22	72	1	-	-	-	-	1	-
VA(Q)PROP	2	2	2	-	-	-	-	-	-	-	-	-	-	-	-	-
VA(H)PROP	1	-	-	-	-	-	-	-	-	1	-	-	-	-	1	-
Anti-Submarine	633	614	450	31	58	13	35	17	10	19	-	6	-	2	9	2
VS	633	614	450	31	58	13	35	17	10	19	-	6	-	2	9	2
Patrol	727	724	466	5	22	25	97	42	67	3	-	-	-	2	1	-
VP(L)	535	534	349	4	18	17	67	39	40	1	-	-	-	1	-	-
VP(LD)	7	7	6	-	-	1	-	-	-	-	-	-	-	-	-	-
VP(S)	185	183	111	1	4	7	30	3	27	2	-	-	-	1	1	-
Warning	142	140	97	9	21	-	1	-	12	2	-	-	-	-	1	1
VW(WEA)	7	7	6	1	-	-	-	-	-	-	-	-	-	-	-	-
VW(AEW)	127	126	85	8	21	-	-	-	12	1	-	-	-	-	1	-
VW(Q)	8	7	6	-	-	-	1	-	-	1	-	-	-	-	-	1
Observation	45	45	38	1	-	1	4	1	-	-	-	-	-	-	-	-
VO	45	45	38	1	-	1	4	1	-	-	-	-	-	-	-	-
Transport	580	531	399	7	37	9	55	1	23	49	-	-	-	-	49	-
VR(H)	163	162	124	1	20	2	15	-	-	1	-	-	-	-	1	-
VR(M)	336	292	210	6	7	7	38	1	23	44	-	-	-	-	44	-
VR(C)	79	77	65	-	10	-	2	-	-	2	-	-	-	-	2	-
VG	2	-	-	-	-	-	-	-	-	2	-	-	-	-	2	-
Utility	167	167	94	7	3	5	12	11	35	-	-	-	-	-	-	-
VU(SAR)	98	98	59	6	3	4	8	9	9	-	-	-	-	-	-	-
VU(TOW)	58	58	25	1	-	1	4	1	26	-	-	-	-	-	-	-
VU(TOW)D	11	11	10	-	-	-	-	1	-	-	-	-	-	-	-	-
Training	2,939	2,881	1,692	39	49	41	110	134	816	58	16	-	2	7	33	-
VT(JET)	1,047	1,034	585	23	39	20	47	28	292	13	2	-	-	6	5	-
VT(D)(JET)	16	13	8	-	-	-	1	2	2	3	2	-	-	-	1	-
VT(KD)(JET)	9	7	1	-	-	-	1	-	5	2	1	-	-	-	1	-
VT(ME)(PROP)	718	706	457	8	2	-	8	17	214	12	11	-	-	-	1	-
VT(ME)P	39	39	25	2	1	-	-	2	9	-	-	-	-	-	-	-
VT(SE)PROP	1,052	1,050	599	6	7	21	52	85	280	2	-	-	-	1	1	-
VT(E)(PROP)	42	16	2	-	-	-	-	-	14	26	-	-	2	-	24	-
VT(NAV)(PROP)	6	6	5	-	-	-	1	-	-	-	-	-	-	-	-	-
VT(D)(PROP)	10	10	10	-	-	-	-	-	-	-	-	-	-	-	-	-
Rotary Wing	1,026	993	710	21	33	41	73	92	23	33	4	2	-	-	27	-
HS	232	217	168	1	1	12	26	9	-	15	-	-	-	-	15	-
HO	92	91	51	-	5	10	8	17	-	1	-	-	-	-	1	-
HR(L)	346	344	262	17	21	12	16	16	-	2	1	-	-	-	1	-
HR(M)	38	38	26	-	-	1	6	5	-	-	-	-	-	-	-	-
HU	247	239	155	3	6	6	12	39	18	8	2	-	-	-	6	-
HT	71	64	48	-	-	-	5	6	5	7	1	2	-	-	4	-
Airships	18	18	10	-	2	-	2	1	3	-	-	-	-	-	-	-
ZP	11	11	6	-	2	-	1	-	2	-	-	-	-	-	-	-
ZN	7	7	4	-	-	-	1	1	1	-	-	-	-	-	-	-
COMMAND																
LANT	2,053	2,053	1,774	128	151	-	-	-	-	-	-	-	-	-	-	-
PAC	2,550	2,549	2,145	160	244	-	-	-	-	1	1	-	-	-	-	-
NABS	541	541	530	-	11	-	-	-	-	-	-	-	-	-	-	-
NATRA	1,398	1,398	1,337	17	44	-	-	-	-	-	-	-	-	-	-	-
NART	839	839	717	42	80	-	-	-	-	-	-	-	-	-	-	-
RDT&E	318	165	152	1	12	-	-	-	-	153	-	-	-	33	111	9
BUWEPS	3,603	2,955	-	-	-	290	536	560	1,569	648	468	29	74	-	77	-

a/ Project Development - A new non-program aircraft category, established with 30 June 1958 data, which includes both the Research and Development "Y-Project" aircraft and Experimental aircraft.

[redacted]

[redacted]

DECLASSIFIED

TABLE 7

STATUS DISTRIBUTION BY CLASS & COMMAND
PROGRAM & NON-PROGRAM

CLASS AND COMMAND	GRAND TOTAL	PROGRAM								NON - PROGRAM						
		TOTAL	OPERATIONAL			NON-OPERATIONAL SUPPORT			RESERVE STOCK	TOTAL	AWTG DECISION b/	AWTG. STRIKE	CONTINGENCY RESERVE	PROJECT DEVELOPMENT c/	BAILMENT & LOAN	BOARD OF INSPECTION & SURVEY
			OPERATING	LOGISTIC SUPPORT												
				OPT'L POOL a/		IN DELIVERY	IN REWORK	AWTG. REWORK								
				RFI	NOT RFI											
30 JUNE																
1950	14,095	13,891	6,177	553	-	535	965	869	4,792	204	119	-	-	42	43	-
1951	13,532	13,174	7,369	797	-	610	1,053	877	2,468	358	269	-	-	43	46	-
1952	13,846	13,475	8,814	836	-	677	1,031	818	1,299	371	269	-	-	35	67	-
1953	14,723	14,012	9,946	1,167	-	685	835	675	704	711	574	-	-	33	104	-
1954	15,536	14,151	9,733	1,025	-	588	847	880	1,078	1,385	1,197	-	-	24	118	46
1955																
31 March	16,318	14,080	9,559	851	-	624	1,010	937	1,099	2,238	581	-	1,428	16	159	54
30 June	16,504	14,140	9,761	644	23	612	924	857	1,319	2,364	126	503	1,508	18	163	46
30 September	16,780	14,159	9,715	543	31	598	1,036	774	1,462	2,621	126	831	1,431	13	170	50
31 December	17,079	13,710	9,578	460	26	626	1,038	775	1,207	3,369	148	2,145	817	11	191	57
1956																
31 March	17,067	13,554	9,692	442	46	539	1,063	718	1,054	3,513	125	2,527	590	8	200	63
30 June	15,761	13,003	9,687	371	32	482	981	764	686	2,758	131	1,591	734	9	236	57
30 September	14,714	12,752	9,596	350	15	369	943	745	734	1,962	201	602	829	8	266	56
31 December	14,253	12,573	9,553	364	18	391	892	618	737	1,680	158	336	853	8	265	60
1957																
31 March	13,933	12,556	9,557	400	17	380	767	604	841	1,367	103	169	760	7	275	53
30 June	13,958	12,434	9,421	471	21	362	718	624	817	1,524	196	137	870	5	270	46
30 September	12,748	12,065	9,338	180	295	348	776	444	684	683	58	160	145	5	272	43
31 December	12,786	12,140	9,275	100	354	373	756	422	860	646	66	133	150	3	252	42
1958																
31 March	12,865	12,214	9,039	112	390	391	758	464	1,060	651	93	149	150	-	223	36
30 June	12,573	11,924	8,424	198	373	259	764	515	1,391	649	59	221	56	58	226	29
30 September	12,087	11,629	8,415	124	412	242	678	395	1,363	458	27	121	4	49	230	27
31 December	12,098	11,659	8,147	116	455	290	661	479	1,511	439	40	94	4	44	237	20
1959																
31 March	12,048	11,607	7,657	170	452	221	690	563	1,854	441	66	77	9	35	235	19
30 June	12,067	11,597	7,562	145	462	274	617	589	1,948	470	104	84	14	32	212	24
30 September	11,700	11,296	7,277	323	498	207	624	590	1,777	404	73	57	27	35	197	15
31 December	11,737	11,257	7,064	322	456	272	552	647	1,944	480	64	131	44	37	182	22
1960																
31 January	11,724	11,274	6,978	282	507	257	594	641	2,015	450	87	103	23	38	182	17
29 February	11,658	11,216	6,818	310	567	293	591	570	2,067	442	106	80	23	37	184	12
31 March	11,640	11,174	6,726	363	519	304	542	611	2,109	466	144	69	23	36	181	13
30 April	11,639	11,181	6,690	322	552	287	540	616	2,174	458	166	39	23	35	184	11
31 May	11,302	10,500	6,655	348	542	290	536	560	1,569	802	469	29	74	33	188	9

a/ Commencing with 30 April 1955 data, "Operational Pool" aircraft was broken by "For Use" and "For BUWEPS" until 30 June 1957. Commencing with 31 July 1957 data, "Operational Pool" aircraft is broken by "RFI" and "Not RFI".

b/ Includes aircraft both in "Awaiting Decision" and "Awaiting Strike" status for period June 1950 through 31 May 1957.

c/ Project Development - A new non-program aircraft category, established with 30 June 1958 data, which includes both the Research, Development, Test and Evaluation "Y-Project" aircraft and Experimental aircraft.

[redacted]

[redacted]

DECLASSIFIED

CONFIDENTIAL

DISTRIBUTION OF NON PROGRAM AIRCRAFT BY MODEL

TABLE 8

CLASS & MODEL	GRAND TOTAL	AWTG. DECI-SION	AWTG. STRIKE	MAP	CONT. RE-SERVE	BAIL-MENT	LOAN	PROJ. DEV.	BRD. OF INSP. & SURVEY
TOTAL	802	469	2	27	74	106	82	33	9
Fighter	477	419				36	8	14	
VF(DAY)JET	376	358				9	2	7	
F8U-2	1					1			
F8U-1	4					3	1		
Y/F8U-1 ...	3							3	
F11F-1	3					2	1		
Y/F11F-1 ..	3							3	
F11F-1F ...	1					1			
F9F-8	130	130							
F9F-6	169	169							
F3H-2M	59	59							
F2H-2	1					1			
FJ-4	1					1			
Y/FJ-4	1							1	
VF(AW)JET	77	41				26	3	7	
F8U-2N	4					4			
F2H-4	3	3							
F2H-3	4	4							
F3H-2	3					3			
F3H-2N	34	32				2			
F4H-1	12					11	1		
F3D-2	2					2			
F3D-2M	2					2			
F3D-1	2					1	1		
F4D-1	2	1				1			
Y/F4D-1 ...	7							7	
XF4D-1	1						1		
YF2Y-1	1	1							
VF(P)JET	3					1	2		
F9F-8P	3					1	2		
VF(D)JET	21	20					1		
F8U-1D	1						1		
F9F-6D	20	20							
Attack	161	30		21	72	23	1	8	6
VA(DAY)JET	82				67	4	1	6	4
A4D-2	3					3			
Y/A4D-2 ...	4							4	
YA4D-2N ...	4								4
A4D-1	2					1	1		
Y/A4D-1 ...	1							1	
Y/FJ-4B ...	1							1	
F9F-8B	67				67				
VA(AW)JET	10					9			1
A3J-1	9					9			
YA3J-1	1								1
VA(P)JET	3					2			1
A3D-2P	2					2			
YA3D-2P ...	1								1
VA(Q)JET	1					1			
A3D-2Q	1					1			
VA(H)JET	6					4		2	
A3D-2	2					2			
Y/A3D-2	1							1	
A3D-1	2					2			
Y/A3D-1	1							1	
VA(LL)	1					1			
A2F-1	1					1			
VA(DAY)PROP	52	30		21	1				
AD-6	9	1		8					
AD-5	30	29			1				
AD-4NA	12			12					
AD-4	1			1					
VA(AW)PROP	4				4				
AD-5N	4				4				
VA(W)PROP	1					1			
WF-2	1					1			
VA(H)PROP	1					1			
AJ-1	1					1			
Anti-Submarine	19			6		9		2	2
VS	19			6		9		2	2
S2F-3	8					8			
YS2F-3	2								2
S2F-1	7			6		1			
Y/S2F-1	1							1	
Y/S2F-1S ...	1							1	
Patrol	3					1		2	
VP(L)	2					1		1	
P2V-7S	1					1			
Y/P2V-3W ...	1							1	
VP(S)	1							1	
Y/PBM-5S2 ..	1							1	
Warning	2					1			1
VW(AEW)	1					1			
WV-2E	1					1			
VW(Q)	1								1
YWV-2Q	1								1
Transport	49					5	44		
VR(H)	1						1		
R5D-4R	1						1		

CONFIDENTIAL

DECLASSIFIED

[redacted]

DISTRIBUTION OF NON-PROGRAM AIRCRAFT BY MODEL

TABLE 8

CLASS & MODEL	GRAND TOTAL	AWTG. DECI-SION	AWTG. STRIKE	MAP	CONT. RE-SERVE	BAIL-MENT	LOAN	PROJ. DEV.	BRD. OF INSP. & SURVEY
VR(M)	44					1	43		
R4D-6	2						2		
R4D-5	4						4		
R4D-6R	24					1	23		
R4D-5R	10						10		
R4D-6Z	3						3		
R4D-5Z	1						1		
VR(C)	2					2			
TF-1	2					2			
IN FLIGHT REFUEL	2					2			
GV-1	2					2			
Training	58	16			2	5	28	7	
VT(JET)	13	2				4	1	6	
T2J-1	3	1				2			
Y/T2J-1 ...	3							3	
T2V-1	1					1			
TV-2	1	1							
Y/TV-2	1							1	
F9F-8T	2					1	1		
Y/F9F-8T ..	2							2	
VT(D)JET	3	2					1		
TV-2D	3	2					1		
VT(KD)JET	2	1					1		
TV-2KD	2	1					1		
VT(ME)PROP	12	11					1		
SNB-5	12	11					1		
VT(SE)PROP	2					1		1	
Y/T-34B ...	1							1	
T-28B	1					1			
VT(E)PROP	26				2		24		
R4D-6Q	8				1		7		
R4D-5Q	4				1		3		
R4D-6S	13						13		
R4D-5S	1						1		

CLASS & MODEL	GRAND TOTAL	AWTG. DECI-SION	AWTG. STRIKE	MAP	CONT RE-SERVE	BAIL-MENT	LOAN	PROJ DEV	BRD. OF INSP. & SURVEY
Rotary Wing	33	4	2			26	1		
HS	15					15			
HSS-2	8					8			
HSS-1	7					7			
HO	1					1			
HOK-1	1					1			
HR(L)	1	1							
HRS-3	1	1							
HR(M)	1						1		
HR2S-1	1						1		
HU	8	2				6			
HU2K-1	4					4			
HUL-1	1					1			
HUP-2	3	2				1			
HT	7	1	2			4			
HTK-1	3					3			
HTL-7	1					1			
HTL-5	3	1	2						

[redacted]

[redacted]

DECLASSIFIED

PROGRAM AIRCRAFT INVENTORY
TYPE OF ORGANIZATIONAL UNIT BY CLASS

TABLE 9

UNIT TYPE	TOTAL	CLASS OF AIRCRAFT													
		VF JET	VF PROP	VA JET	VA PROP	VS	VP	VW	VO	VR	VU	VT JET	VT PROP	H	Z
TOTAL	10500	2040		1379	968	614	724	140	45	531	167	1054	1827	993	18
OPERATING	6655	1260		969	470	450	466	97	38	399	94	594	1098	710	10
LOGISTIC SUPP	2157	480		265	272	150	191	31	7	109	38	150	212	247	5
RESERVE STOCK	1688	300		145	226	14	67	12		23	35	310	517	36	3
OPERATING UNITS															
FLEET COMBAT	3304	853		786	325	196	340	79	38	139		44	5	492	7
USN	2348	560		551	323	196	340	79		53				239	7
VF DAY	218	218													
VF AW	230	223		7											
VA JET	395	12		374	9										
VA PROP	218			21	197										
VA H	119			119											
VFP PHOTO	24	24													
VAW AEW	117				115	2									
VFAW	23	23													
GMGRU	29	29													
VQ ECM	16			14	2										
VAP PHOTO	6			6											
VCP PHOTO	41	31		10											
VS	194					194									
HS	138													138	
VP LAND	232						232								
VP SEA	108						108								
ZP	3														3
VW AEW WEA	32							31		1					
VW BARRIER	48							48							
ZW BARRIER	4														4
HU	101													101	
VR TAC SUPP	52									52					
USMC	956	293		235	2				38	86		44	5	253	
MAW HEDRONS	96				2					24		42	5	23	
VMF	153	153													
VMF AW	94	94													
VMA	235			235											
VMCJ	48	46										2			
VMR	62									62					
HMR	209								3					206	
VMO	59								35					24	
DIR FLEET SUPP	596	63		11	14	5	13	6		91	67	183	113	30	
USN	528	63		11	14	5	13	6		86	66	133	103	28	
OPTEVFOR	39	3		11		3	8			2	2	2	3	5	
FASRON	66				1	2				16	2	9	36		
VU	112	57			9		2			1	31	3	6	3	
FERRY SQDRNS	5									4			1		
FLEET TRNG	161						3	6		10		117	24	1	
FLEET BASES	116	3			4					28	30	2	33	16	
CV & AV UTIL	29									25	1			3	
USMC	68									5	1	50	10	2	
FMF & FAHG	12									4		4	4		
VMT	44											44			
FLEET BASES	12									1	1	2	6	2	
IND FLEET SUPP	701	61		21	25	6	15	7		100	25	106	262	70	3
NAES & NAS	408	8			6	2	2	1		61	18	80	203	24	
HMX	27													27	
BWGR & BWR	16									2			14		
RDT & E	152	53		21	9	4	13	6		9	4	16	6	8	3
ATT & MISS	19									12	3		3	1	
USMCAS	79				10					16		10	36	7	
NATRA	1337	133		88	33	83	8	5		19	2	224	666	76	
BASIC	775	6			1					5	2	121	577	63	
ADVANCED	438	62		88	32	83	8			10		93	51	11	
TECHNICAL	124	65						5		4		10	38	2	
NART	717	150		63	73	160	90			50		37	52	42	
NON-OPERATING UNITS															
LOGISTIC SUPP	2276	485		351	272	154	191	31	7	109	38	161	212	260	5
OPTL POOLS	890	310		196	39	89	27	30	1	44	10	62	26	54	2
RFI	348	137		73	18	31	5	9	1	7	7	23	16	21	
NOT RFI	542	173		123	21	58	22	21		37	3	39	10	33	2
NON-OPTL SUPP	1386	175		155	233	65	164	1	6	65	28	99	186	206	3
DELIVERY	290	36		100	19	13	25		1	9	5	20	21	41	
REWORK	536	64		23	60	35	97	1	4	55	12	49	61	73	2
AWTG REWORK	560	75		32	154	17	42		1	1	11	30	104	92	1
RESERVE STOCK	1569	295		59	226	10	67	12		23	35	299	517	23	3
O/H REQUIRED	1531	291		55	222	10	60	12		23	35	292	505	23	3
O/H NOT REQ	38	4		4	4		7					7	12		

[redacted]

Chart 3

DECLASSIFIED

~~CONFIDENTIAL~~

TYPE OF ORGANIZATIONAL UNIT

OPERATING INVENTORY

PLANNED ASSIGNMENT

(OPERATING INVENTORY VS PLANNED ASSIGNMENT)

NON-OPERATING INVENTORY

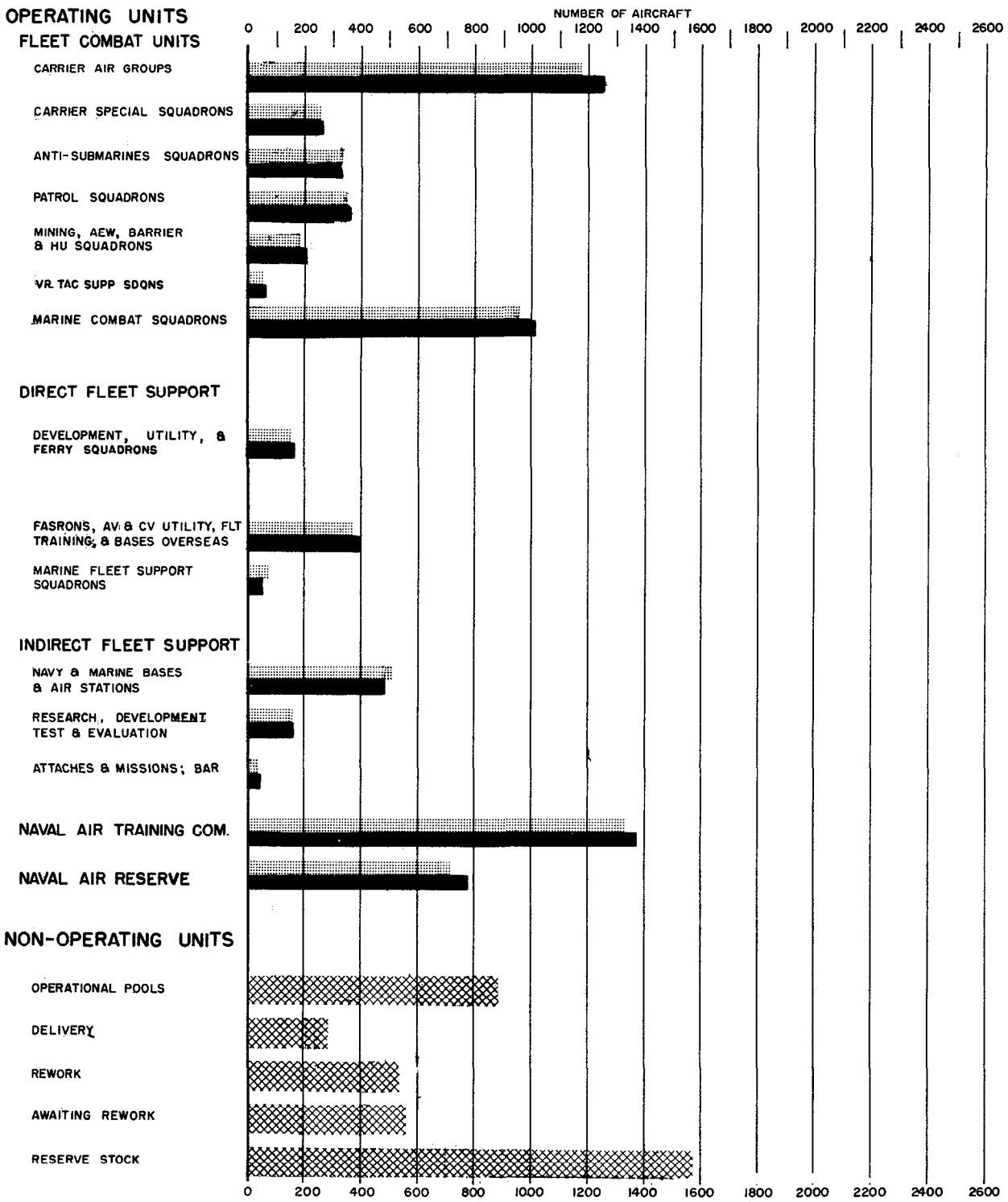

~~CONFIDENTIAL~~

[redacted]

PROGRAM AIRCRAFT INVENTORY
TYPE OF ORGANIZATIONAL UNIT BY CLASS
NAVAL AIR FORCE, ATLANTIC FLEET

DECLASSIFIED

TABLE 10

UNIT TYPE	TOTAL	CLASS OF AIRCRAFT													
		VF JET	VF PROP	VA JET	VA PROP	VS	VP	VW	VO	VR	VU	VT JET	VT PROP	H	Z
TOTAL	2053	470		428	166	140	193	58	13	138	32	103	57	246	9
OPERATING	1774	376		354	153	122	189	39	12	127	28	79	49	239	7
OPERATING POOLS	279	94		74	13	18	4	19	1	11	4	24	8	7	2
FLEET COMBAT	1503	350		354	149	117	178	36	12	64		11	1	224	7
USN	1135	236		256	147	117	178	36		26				132	7
VF DAY	100	100													
VF AW	104	104													
VA JET	170	1		160	9										
VA PROP	107			21	86										
VA H	61			61											
VFP PHOTO	24	24													
VAW AEW	52				52										
GMGRU	7	7													
VQ ECM	8			8											
VAP PHOTO	6			6											
VS	117					117									
HS	82													82	
VP LAND	131						131								
VP SEA	47						47								
ZP	3														3
VW AEW WEA	13							13							
VW BARRIER	23							23							
ZW BARRIER	4														4
HU	50													50	
VR TAC SUPP	26									26					
USMC	368	114		98	2				12	38		11	1	92	
MAW HEDRONS	23				2					9		11	1		
VMF	78	78													
VMF AW	20	20													
VMA	98			98											
VMCJ	16	16													
VMR	29									29					
HMR	85													85	
VMO	19								12					7	
DIR FLEET SUPP	258	26			4	5	11	3		54	26	68	47	14	
USN	233	26			4	5	11	3		53	26	46	45	14	
OPTEVFOR	21					3	8			2	2		1	5	
FASRON	34					2				15	1		16		
VU	37	26									11				
FERRY SQDRNS	3									2			1		
FLEET TRNG	72						3	3		5		46	14	1	
FLEET BASES	50				4					15	11		13	7	
CV & AV UTIL	16									14	1			1	
USMC	25									1		22	2		
FMF & FAHG	5									1		2	2		
VMT	20											20			
IND FLEET SUPP	13									9	2		1	1	
ATT & MISS	13									9	2		1	1	
OPTL POOLS	279	94		74	13	18	4	19	1	11	4	24	8	7	2
RFI	128	49		18	4	12	2	9	1	6	4	12	7	4	
NOT RFI	151	45		56	9	6	2	10		5		12	1	3	2

[redacted]

DECLASSIFIED [redacted]

PROGRAM AIRCRAFT INVENTORY
TYPE OF ORGANIZATIONAL UNIT BY CLASS
NAVAL AIR FORCE, PACIFIC FLEET

TABLE 11

UNIT TYPE	TOTAL	CLASS OF AIRCRAFT													
		VF JET	VF PROP	VA JET	VA PROP	VS	VP	VW	VO	VR	VU	VT JET	VT PROP	H	Z
TOTAL	2549	719		531	205	97	170	54	26	132	48	162	79	326	
OPERATING	2145	540		443	186	79	164	46	26	115	42	148	72	284	
OPERATING POOLS	404	179		88	19	18	6	8		17	6	14	7	42	
FLEET COMBAT	1801	503		432	176	79	162	43	26	75		33	4	268	
USN	1213	324		295	176	79	162	43		27				107	
VF DAY	118	118													
VF AW	126	119		7											
VA JET	225	11		214											
VA PROP	111				111										
VA H	58			58											
VAW AEW	65				63	2									
VFAW	23	23													
GMGRU	22	22													
VQ ECM	8			6	2										
VCP PHOTO	41	31		10											
VS	77					77									
HS	56													56	
VP LAND	101						101								
VP SEA	61						61								
VW AEW WEA	19							18		1					
VW BARRIER	25							25							
HU	51													51	
VR TAC SUPP	26									26					
USMC	588	179		137					26	48		33	4	161	
MAW HEDRONS	73									15		31	4	23	
VMF	75	75													
VMF AW	74	74													
VMA	137			137											
VMCJ	32	30										2			
VMR	33									33					
HMR	124								3					121	
VMO	40								23					17	
DIR FLEET SUPP	338	37		11	10		2	3		37	41	115	66	16	
USN	295	37		11	10		2	3		33	40	87	58	14	
OPTEVFOR	18	3		11								2	2		
FASRON	32				1					1	1	9	20		
VU	75	31			9		2			1	20	3	6	3	
FERRY SQDRNS	2									2					
FLEET TRNG	89							3		5		71	10		
FLEET BASES	66	3								13	19	2	20	9	
CV & AV UTIL	13									11				2	
USMC	43									4	1	28	8	2	
FMF & FAHG	7									3		2	2		
VMT	24											24			
FLEET BASES	12									1	1	2	6	2	
IND FLEET SUPP	6									3	1		2		
ATT & MISS	6									3	1		2		
OPTL POOLS	404	179		88	19	18	6	8		17	6	14	7	42	
RFI	160	80		33	10	5	1			1	3	6	5	16	
NOT RFI	244	99		55	9	13	5	8		16	3	8	2	26	

[redacted]

[redacted]L

[redacted]

DECLASSIFIED

MAN-CARRYING DRONES
COMMAND AND STATUS DISTRIBUTION BY MODEL

TABLE 12

MODEL	COMMAND						STATUS			
	GRAND TOTAL	LANT	PAC	NABS	RDT&E	BUWEPS	OPERATING	OPERAT'L. POOL	NON OPERAT'L. SUPPORT	RESERVE STOCK
TOTAL	288	14	6	23	25	220	68	-	80	140
F9F-6K2	2	-	-	1	-	1	1	-	1	-
F9F-6K2X	16	-	-	-	-	16	-	-	16	-
F9F-6K	122	14	6	11	18	73	49	-	1	72
F9F-6KX	119	-	-	-	-	119	-	-	62	57
F6F-5K	10	-	-	3	7	-	10	-	-	-
P4Y-2K	19	-	-	8	-	11	8	-	-	11

AIRCRAFT ON LOAN TO NAVY

TABLE 13

MODEL	TOTAL	CUSTODIAN	LOCATION
TOTAL	14		
B-45A	1	Research, Development, Test & Evaluation	BWR, Kansas City
C-47D	1	Research, Development, Test & Evaluation	INM, Boston
F-101A	2	Research, Development, Test & Evaluation	BWR, Columbus
F-104A	1	Research, Development, Test & Evaluation	BWR, Columbus
H-23D	1	Research, Development, Test & Evaluation	BWR, Palo Alto
H-25A	1	Research, Development, Test & Evaluation	BWR, Morton
H-37A	2	Research, Development, Test & Evaluation	BWR, East Hartford
HU-1	1	Research, Development, Test & Evaluation	BWR, Fort Worth
JRF-5G	1	Research, Development, Test & Evaluation	BWR, Elmhurst
PBM-5G	1	Research, Development, Test & Evaluation	BWR, San Diego
RB-66A	1	Research, Development, Test & Evaluation	BWR, Inglewood
RB-66B	1	Research, Development, Test & Evaluation	BWR, Columbus

[redacted]