DECLASSIFIED [redacted]

[redacted] OPNAV [redacted]

ALLOWANCES & LOCATION OF NAVY AIRCRAFT

AVIATION STATISTICS SECTION
501D
FILE COPY

DECLASSIFIED By authority of Op-51 on 21 March 1975
action By Blanche Snyder
Op-511

OPNAV NOTICE 03110

4C367

[redacted]

NAVY DEPARTMENT
OFFICE OF THE CHIEF OF
NAVAL OPERATIONS

[redacted]

DECLASSIFIED

DEPARTMENT OF THE NAVY
OFFICE OF THE CHIEF OF NAVAL OPERATIONS
WASHINGTON 25, D. C.

OPNAV 03110
Op-502D
Ser 02577P50
30 June 1957

[redacted]

OPNAV NOTICE 03110

From: Chief of Naval Operations
To: Distribution List

Subj: Allowance and Location of Navy Aircraft

1. Purpose.

a. To indicate the following by units:

(1) The operating aircraft allowances (Table 1)
(2) The actual on hand aircraft inventories (Table 2)
(3) The planned assignments of operating aircraft (Table 2)

b. To show the actual on hand program and non-program aircraft inventory in various forms (Section II).

2. General Instructions.

a. This NOTICE establishes the unit operating allowances of the Naval Aircraft Program within each major operating command. Actual on hand aircraft inventories are developed by the Navy Aircraft Accounting System, OPNAV INSTRUCTION 5442.2. Planned Unit assignments are made within the provisions of the Naval Aircraft Program, OPNAV INSTRUCTION 03110.1, which establishes the operating and operational pool allocations for major operating commands in accordance with the approved planning factors and available inventory. The Naval Air Reserve Training Command as shown herein, has been established as a major command for aircraft logistic purposes only.

b. If the allowances as set forth are not deemed suitable for the mission which an activity or command has to support, the Chief of Naval Operations will consider recommendations for changes in types and allowances of aircraft. However, any requests for such changes that would result in an increase in a major command's total aircraft operating allowance should contain that command's recommendation for a compensatory reduction.

c. Major operating commands are authorized to shift operating assignments (Table 2) from one unit to another on a temporary basis; however, if it is expected that this shift will exceed three (3) months, the Chief of Naval Operations shall be requested to change the authorized operating allowance (Table 1).

d. Specific assignment of aircraft to individual officers is prohibited by the Secretary of the Navy. Aircraft for shore based activities not listed in Table 1 are provided within the allowances of Naval Air Bases, the Naval Air Reserve Training Command, the Naval Air Training Command, and the Bureau of Aeronautics (Research and Development).

e. Types, classes and models of aircraft listed herein are in conformance with BUAER Technical Note 3-56.

f. Planned operating levels of target drones (capable of carrying a pilot) are contained in OPNAV INSTRUCTION 03110.1 (U. S. Naval Aircraft Program).

3. Cancellation. This NOTICE is cancelled and will be destroyed by burning when the next issue is received. No report of destruction is necessary.

Wm. E. Gentner

Wm. E. GENTNER, Jr.,
By direction

[redacted]

DECLASSIFIED

[redacted]

OPNAVNOTE 03110
(6-30-57)

DISTRIBUTION LIST:

OPs - 21C1 (11), 25(3), 26 (1), 284 (1), 30 (1), 312E (1), 33 (4), 34 (2), 371V (1), 403V (1), 411 (1), 43 (1), 05 (2), 05A5 (1), 05B1 (1), 50 (1), 50C (2), 501 (25), 502 (20), 503 (1), 504 (2), 506 (1), 507 (3), 51 (3), 52 (4), 53 (7), 55 (5), 56 (2), 57 (1), 60S (7), 007 (1), 82 (1), 09 (1), 09D (1), 09E (1), 92 (6),

CNO Flag Plot (1),
Army War College, Carlisle Brks, Pa. (1),
(Attn: Library 1462)
CofS, USAF, Attn: AFASC-63, AFODP (AP,AFODP (AL)) (1),
HQ SAC OFFUTT AFB, Omaha, Neb. Attn: DINC (1),
Chief, NavAdvGrp, AU, Maxwell AFB, Montgomery Ala. (1),
SNO MATS, Andrews AFB (1),
FORAVHQGRP, MCAS, El Toro, Calif (1),
Bureau of the Budget (Attn: Air Unit) (1),
SenMem, BIS, PaxRiv (1),

PART I AND II OF STANDARD NAVY DISTRIBUTION LIST:

A1 - AsstSecNav(Air) (2)
A2A - NavComp (2), ONM (M44) (1), Special Devices, ONR, Sands Pt., L.I. NY (3), ONR, Logistics Research Project (PP) (1), Dir Office of Analysis & Review, Rm. 4E832 (1)
A5 - BUAER (86), BUORD (9), BUPERS (9), BUSHIPS-241 (5), BUSANDA-S-123 (1)
A5 - BUORD (Prog. & Reqt. Br. (PL3B) (L) (REW3A) (1)
B1 - AsstSec (Comptroller) Budget (1), Office of Progress, Report and Statistics (1), Weapons System Evaluation Group (1)
B3 - Comdt, Armed Forces Staff College, Norva (2)

21(6),22(4),23(2)(ComNavForCONAD (1)),23A(1),24A(10),24B(2)(less ComPhibPac),24F(3),24H(2) (less ComFltTraPac),24J(2),26F(2)(less OPDEVDET/DEVFOR New London),26AA(2),27C(1)(less Alaskan SeaFron),28A(1)(lessCarDiv 1 & 7),29H(1)(less CVA's 16-20-59),29K(1),29K1(1),29L(1), 32A(1),32HH(1)(less AV-14),32JJ(1),(less AVP's 39-48-49),42A(3)(ComFairAlameda (4)),42D(1), (less FAETUPAC Det 2 & 3 - FAETULANT Det 2),42F(1)(less FAWTUPAC),42G(2),42H(1),42T(1)(less TACGru 1),42EE(2),46A(2),46B(2),46C(1)(less MAG-13),46D(1)(less VMFRons 232-312-333),46P2(1) (less HMG-26/36),46P2(HMG-26 Only (2)),F2(1)(less COM3ND,6ND,15ND,SRNC),G1A(2)(less NAS Agana, Niagara,Denver,Lambert Fld,S.Weymouth,&Sangley Pt.),G1B(1)(less Barin Fld),G1D(1)(less NAF Anapolis),G1F(1),G1H(1),G2(1)(less NAB-8),G3A(2),G3B(2),G3C(2),G3D(4),G4A(1),G5A(2),G5B(1), G5C(2),G5D(1),G6A(1),G6B(BAR E. Hartford Only)(1),G6C(1),G7A(1),G8K(2),G9E(1),G13(1),G14(1), G16(1),G18(1),G19(1),G21(CO,FASRON(Spec.)200 Only)(1),J60(2),K1(2),K3(1),M34(1),M46(1), M47(2),P1(5),R20(1).

[redacted]

DECLASSIFIED

TABLE OF CONTENTS

SECTION I

STATUS CODES 4

ABBREVIATIONS 5

TABLE I PROGRAM OPERATION ALLOWANCES FOR FISCAL 1957 6

TABLE 2 LOCATION OF TOTAL PROGRAM AND NON-PROGRAM AIRCRAFT INVENTORY AND PLANNED OPERATING ASSIGNMENTS BY COMMAND AND UNIT 16

TABLE 3 SUMMARY OF OPERATING INVENTORY AND PLANNED OPERATING ASSIGNMENTS BY MODEL 46

TABLE 4 TOTAL PROGRAM AND NON-PROGRAM AIRCRAFT INVENTORY BY LOCATION AND ORGANIZATIONAL UNIT 54

GENERAL

The Navy Program aircraft inventory is presented herein in three arrangements:

TABLE 2 is by type of reporting custodian within each command showing, for each unit and model of aircraft, location, authorized operating allowance, and actual inventory.

TABLE 3 is a summary of the actual operating inventory and the planned operating assignments for future periods by major commands for each class, configuration and model in the program.

TABLE 4 is in alphabetic order of geographic location except that carriers and other ships are listed first showing for each location the "reporting custodians" or "unit" based there, the total aircraft in custody of each, a code designation of their respective "command", and the page number where more detailed information may be found. The column headed Command contains their code designations, which are translated as follows:

11.....LANT.....Atlantic Fleet (Navy)
19.....LANT.....Atlantic Fleet (Marine Corps)

21.....PAC.....Pacific Fleet (Navy)
29.....PAC.....Pacific Fleet (Marine Corps)

31.....NABS.....Naval Air Bases (Navy)
39.....NABS.....Naval Air Bases (Marine)

41.....NABTC.....Naval Air Basic Training Command
43.....NAATC.....Naval Air Advanced Training Command
44.....NATTC.....Naval Air Technical Training Command

50.....NART.....Naval Air Reserve Training Command

70.....R&D.....Research & Development, BUAER

88.....BUAER.....Field Activities, Bureau of Aeronautics

The above classifications are for logistic purposes and statistical convenience and in no way alter any organizational structure or military command established elsewhere by the Navy.

SECTION II

STATUS OF NAVY AIRCRAFT INVENTORY 57

DECLASSIFIED

STATUS CODES

Table two of this report includes a column headed "STATUS" which refers to aircraft status code classifications as defined in OPNAV INSTRUCTION NO. 5442.2 For full status code definitions, see reference.

AIRCRAFT STATUS CLASSIFICATIONS	AIRCRAFT STATUS CODES							
THE PROCESS	IF IN THE PROCESS		IF AWAITING THE PROCESS (OR AWAITING TRANSFER ELSEWHERE FOR THE PROCESS)				IF ENROUTE TO THE PROCESS	
							Flight	Surface Transport
OPERATING	A-number, aging in tour, A-letter, not aging in tour		If in operating command		If In BUAER			
Primary Use:								
Combat	A1	AJ	B		B if completely ready for issue; B # to indicate material lacking:		C	C9
Combat Services	A2	AK	B				C	C9
Student Pilot Training	A3	AL	B				C	C9
Post-Student Training	A4	AM	B		B1-Airborne Equipment		C	C9
Crew Training	A5	AN	B		B2-Armament		C	C9
Individual Proficiency	A6	AO	B		B3-Electronic		C	C9
Transport	A7	AP	B		B4-Photographic		C	C9
Utility (Including Administrative)	A8	AQ	B		B5-Power Plant		C	C9
Research and Development	A9	AR	B				C	C9
STANDARD REWORK	D-number, in rework D-letter, rework completed except for flight check		If to be reworked where now located		If to be transferred elsewhere for rework			
			Flyable	Non-Flyable	Flyable	Non-Flyable		
Overhaul	D1	DA	E1	E6	EJ	EN	F1	F6
Progressive Maintenance-Conversion	D2	DB	E2	E7	EK	EP	F2	F7
Progressive Maintenance	D3	DC	E3	E8	EL	EQ	F3	F8
Overhaul-Conversion	D4	DD	E4	E9	EM	ER	F4	F9
Airline Maintenance	D9	-	-	-	EL	EQ	F3	F8
SPECIAL REWORK			If not in storage and if flyable, H - Number; but if nonflyable, H - Letter. If in storage, M - Number.					
					Not In Cans	In Cans		
Conversion	G4		H4 HM		-	-	I	I9
Modification	G5		H5 HN		-	-	I	I9
Repair	G6		H6 HO		-	-	I	I9
Modernization	G7		H7 HP		M7	M9	I	I9
Modernization-Conversion	G8		H8 HQ		M8	MQ	I	I9
Interim Rework	G9		H9 HR		-	-	I	I9
STORAGE								
Standard rework required . . . In cans	MW				NX		OX	
Not in cans	MX				NX		OX	
Standard rework not required . Not in cans	MY				NY		OY	
In cans	MZ				NY		OY	

RETIREMENT AND STRIKE	BASIS OF ELIGIBILITY FOR RETIREMENT AND STRIKE			
	Category 1 *Damage*	Category 2 *Depreciation*	Category 3 *Administrative*	Category 4 *Service Life Ended*
Awaiting decision to strike Flyable	Q1	P2	P3	P4
Nonflyable		Q2	Q3	Q4
Awaiting strike Flyable		S2	S3	S4
Nonflyable		SK	SL	SM
MDAP ...No rework involved		R	R	R
Standard rework involved In process		RD	RD	RD
Awtg., enroute		RE	RE	RE
Special rework involved In process		RG	RG	RG
Awtg., enroute		RH	RH	RH

VARIOUS

Bailment . . On Contract	T
Contract pending	TR
Loan . . By the Navy	U
To the Navy	U5
Provisionally accepted	V#
Grounded, Structural	X
Disposition undetermined . . . . Awaiting	Y
Enroute	Z

Contingency Reserve:		If Enroute	If Not
Not stored . .	Flyable	WD	WF
	Nonflyable	WE	WN
Stored	In cans		WA
	Not in cans		WB

DECLASSIFIED

LOCATION OF NAVY AIRCRAFT

ABBREVIATIONS USED IN THIS REPORT
(Excluding "Status" Codes)

ABD - Aboard (name of ship follows)
ABMA - Army Ballistic Missile Agency
ADV - Advance
AER - Aeronautics, Bureau of
AES - Aircraft Engineering Squadron
AFB - Air Force Base
ATT - Naval Attache
ATU - Advanced Training Unit
AV, AVP - Seaplane Tenders

BAGR - Bureau of Aeronautics General Representative
BAMR - Bureau of Aeronautics Maintenance Representative
BAR - Bureau of Aeronautics Representative
BARR - Bureau of Aeronautics Resident Representative
BIS - Board of Inspection and Survey ("Y" Prefix)
BUAER - Bureau of Aeronautics

CAA - Civil Aeronautics Authority
CD - Central District
CMEF - Commander of Middle East Forces
CNFE - Commander Naval Far East
CNFGER - Commander Naval Forces Germany
CVA - Attack Carrier
CVE - Escort Carrier
CVG - Carrier Air Group
CVL - Light Carrier
CVS - ASW Support Carrier

DET - Detachment
DST - District

FA - Field Activities, BUAER
FAGU - Fleet Air Gunnery Unit
F&M - Ferry and Maintenance
FAETU - Fleet Airborne Electronics Training Unit
FAWTU - Fleet All Weather Training Unit
FASRON - Fleet Air Service Squadron
FLAW - Fleet Logistics Air Wing
FORAVAHQGRU - Marine Force Aviation Headquarters Group

GMGRU - Guided Missile Group

H & HS - Headquarters and Headquarters Squadron
H & MS - Headquarters and Maintenance Squadron
HATU - Heavy Attack Training Unit
HEDRON - Marine Headquarters Squadron
HDQTRS - Headquarters
HMR - Marine Helicopter Transport Squadron
HMX - Marine Helicopter Operational Development Squadron
HS - Helicopter Anti-Submarine Squadron
HTG - Helicopter Training Group
HU - Helicopter Utility Squadron

INM - Inspector of Naval Material

JTTU - Jet Transitional Training Unit
JOC - Joint Operations Center

LANT - Air Force, Atlantic Fleet

MAAG - Military Assistance Advisory Group
MARS - Marine Aircraft Repair Squadron
MATRON - AEW Barrier Maintenance Squadron
MATS - Military Air Transport Service
MCAF - Marine Corps Air Facility
MCALF - Marine Corps Auxiliary Landing Field
MCAS - Marine Corps Air Station
MINDEFDEVU - Mine Defense Development Unit
MISS - Naval Mission
MTG - Marine Training Group
MWSG - Marine Wing Service Group

NAAS - Naval Auxiliary Air Station
NAATC - Naval Air Advanced Training Command
NABS - Naval Air Bases
NABTC - Naval Air Basic Training Command
NACA - National Advisory Committee for Aeronautics
NADC - Naval Air Development Center
NADU - Naval Air Development Unit
NAF - Naval Air Facility
NAMC - Naval Air Material Center
NAMTC - Naval Air Missile Test Center
NAOTS - Naval Aviation Ordnance Test Station
NART - Naval Air Reserve Training
NARTS - Naval Air Rocket Test Station
NARTU - Naval Air Reserve Training Unit
NAS - Naval Air Station
NASWF - Naval Air Special Weapons Facility
NATECHTRACEN - Naval Air Technical Training Center
NATECHTRAU - Naval Air Technical Training Unit
NATRA - Naval Air Training
NATC - Naval Air Test Center
NATTC - Naval Air Technical Training Command
NATTU - Naval Air Technical Training Unit
NATU - Naval Air Torpedo Unit
NAV - Naval
NAVCICOFFSCH - Combat Information Center Officers' School
NLO - Naval Liaison Officer
NOTS - Naval Ordnance Test Station
NPG - Naval Proving Ground
NPU - Naval Parachute Unit
NSAWF - Naval School All Weather Flight

O&R - Overhaul and Repair, BUAER, FA
OPDEVFOR - Operational Development Force
ONR - Office of Naval Research

PAC - Air Force, Pacific Fleet
PRNC - Potomac River Naval Command

R&D - Research and Development, BUAER

SDC - Special Devices Center
SO&ES - Station Operations and Engineering Squadron
SRNC - Severn River Naval Command

TRANS - Transportation

USMC - United States Marine Corps
USN - United States Navy
USNR - United States Naval Reserve

VA - Attack Squadron
VAAW - Carrier Special Squadron Night
VAH - Heavy Attack or Mining Squadron
VAHM - Mining Squadron
VAP - Photographic Squadron
VAW - Carrier Special Squadrons Air Early Warning
VF - Fighter Squadron
VFAW - Carrier Special Squadron Intercept
VFP - Composite Squadron Photographic
VMA - Marine Attack Squadron
VMAT - Marine Attack Training Squadron
VMC - Marine Composite Squadron
VMCJ - Marine Composite Photographic Squadron
VMF AW - Marine All-Weather Fighter Squadron
VMFT - Marine Fighter Training Squadron
VMFT AW - Marine All-Weather Fighter Training Squadron
VMIT - Marine Instrument Training Squadron
VMJ - Marine Photographic Squadron
VMO - Marine Observation Squadron
VMR - Marine Transport Squadron
VP - Patrol Squadron
VQ - Electronic Counter Measures Squadron
VR - Transport Squadron
VS - Anti-Submarine Squadron
VU - Utility Squadron
VW - Air Early Warning Squadron
VX - Air Operational Development Squadron

ZP - Airship Patrol Squadron
ZTG - Airship Training Group
ZW - Barrier Squadron (Contiguous)
ZX - Airship Operational Development Squadron

NOTE: For Information as to abbreviations used to designate class, subclass and version of aircraft, see pages 58 and 64.

TABLE 1 **PROGRAM OPERATING ALLOWANCES FOR FISCAL 1958**

DECLASSIFIED

Table 2 reflects planned aircraft model assignments to meet the allowances shown in Table 1. In instances where the Naval Aircraft Inventory contains insufficient aircraft of the types shown in Table 1, Table 2 will indicate substituted models. The Primary operating status code included in Table 1 reflects the primary reason or intent for the operating units having an authorized operating allowance therefore. Where inconsistencies appear between the status codes listed in Table 1 and Table 2, differences will be resolved in favor of those listed in Table 1. Revisions to the authorized allowances listed in Table 1 will be indicated by an appropriate symbol for subsequent periods; however, because of budgetary considerations such revision will normally not appear at intervals of less than four months.

UNIT	LOCATION	CLASS	OPERATING ALLOWANCES	PRIMARY OPTG. STATUS
FLEET COMBAT UNITS				
USN				
FLEET COMBAT SQUADRONS				
LANT		VF(DAY)JET	168	A1
		VF(AW)JET	168	A1
		VA(DAY)JET	336	A1
PAC		VF(DAY)JET	182	A1
		VF(AW)JET	196	A1
		VA(DAY)JET	378	A1
CARRIER SPECIAL MISSION SQUADRONS				
LANT				
VAH 1	Sanford	VA(H)JET	12	A1
		VAH(T)JET	1*	A5
VAH 3	Jacksonville	VA(H)JET	12	A1
		VAH(T)JET	1*	A5
VAH 5	Sanford	VA(H)JET	12	A1
		VAH(T)JET	1*	A5
VAH 7	Sanford	VA(H)JET	12	A1
		VAH(T)JET	1*	A5
VAH 9	Sanford	VA(H)JET	12	A1
		VAH(T)JET	1*	A5
VAH 11	Sanford	VA(H)JET	12	A1
		VAH(T)JET	1*	A5
VA(HM) 13	Chincoteague	VA(HM)JET	12	A1
VAW 12	Quonset Point	VA(W)PROP	48	A1
		VT(ME)	2*	A4
VA(AW) 33	Atlantic City	VA(AW)PROP	42	A1
		VA(Q)PROP	2	A1
		VT(ME)	2*	A4
VFP 62	Jacksonville	VF(P)JET	48	A1
		VT(JET)	1*	A4
		VT(ME)(P)	1*	A4
VAP 62	Norfolk	VA(P)JET	12	A1
		VT(JET)	1*	A4
		VT(ME)(P)	1*	A4
VQ 2	Port Lyautey	VA(Q)JET	12	A1
PAC				
VAH 2	North Island	VA(H)JET	12	A1
		VAH(T)JET	1*	A5
VAH 4	Whidbey Island	VA(H)JET	12	A1
		VAH(T)JET	1*	A5
VAH 6	North Island	VA(H)JET	12	A1
		VAH(T)JET	1*	A5
VAH 8	North Island	VA(H)JET	12	A1
		VAH(T)JET	1*	A5
VA(HM) 10	Whidbey Island	VA(HM)JET	12	A1
VAW 11	North Island	VA(W)PROP	48	A1
		VT(ME)	2*	A4
VA(AW) 35	North Island	VA(AW)PROP	50	A1
		VA(Q)PROP	2	A1
		VT(ME)	2*	A4
VFP 61	Miramar	VF(P)JET	48	A1
		VT(JET)	1*	A4
		VT(ME)(P)	1*	A4
VAP 61	Agana	VA(P)JET	12	A1
		VT(JET)	1*	A4
		VT(ME)(P)	1*	A4
VQ 1	Iwakuni	VA(Q)JET	12	A1
VS SQUADRONS				
LANT		VS	120	A1
PAC		VS	80	A1
VP SQUADRONS				
LANT		VP(L)	120	A1
		VP(S)	48	A1
PAC		VP(L)	96	A1
		VP(S)	72	A1
HS SQUADRONS				
LANT				
HS 1	Key West	HS	14	A1
		VT(ME)	1*	A4
HS 3	Weeksville	HS	14	A1
		VT(ME)	1*	A4
HS 5	Key West	HS	14	A1
		VT(ME)	1*	A4
HS 7	Norfolk	HS	14	A1
		VT(ME)	1*	A4
HS 9	Quonset Point	HS	14	A1
		VT(ME)	1*	A4
HS 11	Quonset Point	HS	14	A1
		VT(ME)	1*	A4
PAC				
HS 2	Ream Field	HS	14	A1
		VT(ME)	1*	A4
HS 4	Ream Field	HS	14	A1
		VT(ME)	1*	A4
HS 6	Ream Field	HS	14	A1
		VT(ME)	1*	A4
HS 8	Ream Field	HS	14	A1
		VT(ME)	1*	A4
HU SQUADRONS				
LANT				
HU 2	Lakehurst	VT(ME)	1*	A4
		HU	42	A2
PAC				
HU 1	Ream Field	HU	42	A2
		VT(ME)	1*	A4
ZP SQUADRONS				
LANT #	Lakehurst	ZP	14	A1
	Glynco	VT(ME)	5*	A4
AIR EARLY WARNING SQUADRONS				
VW 1	Barbers Point	VW	9	A2
VW 2	Patuxent River	VW	9	A2
VW 3	Guam	VW	10	A2
VW 4	Jacksonville	VW	10	A2

DECLASSIFIED

TABLE 1 **PROGRAM OPERATING ALLOWANCES FOR FISCAL 1958**

UNIT	LOCATION	CLASS	OPERATING ALLOWANCES	PRIMARY OPTG. STATUS
AEW WING LANT				
VW 11	Patuxent River	VW	9	A2
		VR(H)	1*	A5
VW 13	"	VW	10	A2
		VR(H)	1*	A5
VW 15	"	VW	10	A2
		VR(H)	1*	A5
ZW 1	Lakehurst	ZW	4	A2
		VT(ME)	2*	A4
AEW WING PAC				
VW 12	Barbers Point	VW	14	A2
		VR(H)	1*	A5
VW 14	"	VW	14	A2
		VR(H)	1*	A5
VW 16	"	VW	14	A2
		VR(H)	1*	A5
AEW MATRON 2	"	VR(H)	1*	A5
GUIDED MISSILE GROUPS				
GMGRU 1	North Island	VF(D)JET	8	A1
		VF(KD)JET	5	A1
		VT(D)JET	6	A2
GMGRU 2	Chincoteague	VF(D)JET	8	A1
		VF(KD)JET	5	A1
USMC		VT(D)JET	5	A2
FLEET COMBAT SQUADRONS				
LANT		VF(DAY)JET	116	A1
		VF(AW)JET	40	A1
		VF(P)JET	9	A1
		VA(DAY)JET	60	A1
		VA(DAY)PROP	44	A1
		VA(Q)JET	9	A1
		VR(M)	45	A2
		HR(M)	30	A1
		HR(L)	60	A1
		VO	12	A1
		HO	12	A1
PAC		VF(DAY)JET	92	A1
		VF(AW)JET	80	A1
		VF(P)JET	18	A1
		VA(DAY)JET	104	A1
		VA(DAY)PROP	48	A1
		VA(Q)JET	18	A1
		VR(H)	30	A1
		VR(M)	15	A2
		HR(L)	120	A1
		VO	24	A1
		HO	24	A1
LANT				
MARS 27	Cherry Point	VF(DAY)JET	3	A1
		VA(DAY)JET	3	A1
		VA(TNKR)PROP	1	A1
		VT(JET)	3	A4
		VR(H)	2	A2
		VR(M)	4	A2
		VT(ME)	4	A4
H&MS 14	Edenton	VA(DAY)JET	4	A1
		VA(TNKR)PROP	2	A1
		VR(M)	1	A2
		VT(JET)	2	A4
		HU	2	A2
H&MS 24	Cherry Point	VF(AW)JET	4	A1
		VA(TNKR)PROP	2	A1
		VR(M)	1	A2
		VT(JET)	2	A4
		HU	2	A2
H&MS 31	Miami	VF(DAY)JET	2	A1
		VA(DAY)JET	2	A1
		VA(TNKR)PROP	2	A1
		VR(M)	1	A2
		VT(JET)	2	A4
		HU	2	A2
H&MS 32	Beaufort	VF(DAY)JET	4	A1
		VA(TNKR)PROP	2	A1
		VR(M)	1	A2
		VT(JET)	2	A4
		HU	2	A2
H&MS 26	New River	HR(L)	2	A1
H&MS 46	New River	HR(L)	2	A1
PAC				
MARS 17	Iwakuni	VF(DAY)JET	3	A1
		VA(DAY)JET	3	A1
		VA(TNKR)PROP	1	A1
		VR(H)	1	A2
		VR(M)	5	A2
		VT(JET)	3	A4
		VT(ME)	4	A4
MARS 37	El Toro	VF(DAY)JET	3	A1
		VA(DAY)JET	3	A1
		VA(TNKR)PROP	1	A1
		VR(H)	2	A2
		VR(M)	4	A2
		VT(JET)	3	A4
		VT(ME)	4	A4
H&MS 11	Atsugi	VF(DAY)JET	2	A1
		VF(AW)JET	2	A1
		VA(TNKR)PROP	2	A1
		VR(M)	1	A2
		VT(JET)	2	A4
		HU	2	A2
H&MS 12	Pohang	VA(DAY)JET	4	A1
		VA(TNKR)PROP	2	A1
		VR(M)	1	A2
		VT(JET)	2	A4
		HU	2	A2
H&MS 13	Kaneohe	VF(DAY)JET	2	A1
		VA(DAY)JET	2	A1
		VA(TAN)	2	A1
		VR(M)	1	A2
		VT(JET)	2	A4
		HU	2	A2
H&MS 15	El Toro	VF(DAY)JET	2	A1
		VA(DAY)JET	2	A1
		VA(TNKR)PROP	2	A1
		VR(M)	1	A2
		VT(JET)	2	A4
		HU	2	A2
H&MS 33	El Toro	VF(AW)JET	2	A1
		VA(DAY)JET	2	A1
		VA(TNKR)PROP	2	A1
		VR(M)	1	A2
		VT(JET)	2	A4
		HU	2	A2
H&MS 16	Oppama	HR(L)	2	A1
H&MS 36	Santa Ana	HR(L)	2	A1
DIRECT FLEET SUPPORT UNITS				
USN				
UTILITY SQUADRONS				
VU 1	Barbers Point	VF(P)JET	1	A8
		VF(D)JET	7	A8
		VF(D)PROP	4	A8
		VU(TOW)	6	A8
		VT(ME)	1	A8
		VT(ME)(P)	1	A8

DECLASSIFIED

TABLE 1

PROGRAM OPERATING ALLOWANCES FOR FISCAL 1958

UNIT	LOCATION	CLASS	OPERATING ALLOWANCES	PRIMARY OPTG. STATUS
VU 2	Quonset Point	VF(DAY)JET	5	A8
		VU(TOW)	8	A8
		VT(ME)	1	A8
VU 3	Brown Field	VF(D)JET	7	A8
		VF(D)PROP	8	A8
		VT(ME)	2	A8
		VU(TOW)(D)	5	A8
		VP(L)(D)	1	A8
VU 4	Chincoteague	VF(DAY)JET	4	A8
		VF(D)JET	7	A8
		VU(TOW)	5	A8
		VU(TOW)(D)	3	A8
		VU(SAR)	1	A8
		VT(ME)	1	A8
		VP(L)(D)	1	A8
VU 5	Atsugi	VF(DAY)JET	5	A8
		VF(P)JET	1	A8
		VT(ME)(P)	2	A8
		VU(TOW)	12	A8
VU 6	Norfolk	VT(ME)	1	A8
VU 7	Brown Field	VF(DAY)JET	18	A8
		VR(M)	1	A8
		VU(TOW)	15	A8
		VT(ME)(P)	2	A8
VU 10	Guantanamo Bay	VF(DAY)JET	5	A8
		VF(D)JET	7	A8
		VU(TOW)	8	A8
		VU(TOW)(D)	3	A8
		VU(SAR)	1	A8
		VT(ME)	1	A8
		VF(D)PROP	5	A8
FLEET TACTICAL SUPPORT SQUADRONS				
VR 1	Patuxent River	VR(H)	7	A2
		VR(M)	12	A2
VR 2	Alameda	VR(S)	7	A2
VR 3 MATS	McGuire AFB	VR(H)	12	A7
VR 6 MATS	McGuire AFB	VR(H)	12	A7
VR 7 MATS	Moffett Field	VR(H)	14	A7
VR 8 MATS	Moffett Field	VR(H)	14	A7
VR 21	Barbers Point	VR(H)	15	A2
Detachment	San Diego	VR(H)	1	A2
		VR(M)	3	A2
		VR(C)	4	A2
Detachment	Atusgi	VR(H)	5	A2
		VR(M)	1	A2
		VR(C)	7	A2
VR 22 MATS	Norfolk	VR(H)	11	A2
VR 24	Port Lyautey	VR(H)	6	A2
		VR(C)	6	A2
VR 31	Norfolk	VR(M)	2	A2
		VT(ME)	1	A2
VR 32	San Diego	VR(M)	2	A2
		VT(ME)	1	A2
FLEET ALL WEATHER TRAINING UNITS				
FAWTULANT	Key West	VT(JET)	50	A4
		VF(AW)JET	18	A4
FAWTUPAC	San Diego	VF(AW)JET	25	A1
		VT(JET)	60	A4
CARRIER UTILITY				
CVA FLT. TRNG.	LANT	VA(DAY)PROP	6	A6
		VR(C)	6	A6
CVS, CVE AND AVP FLT. TRNG.	LANT	VR(C)	5	A6
CVS, CVE AND AVP FLT. TRNG.	PAC	VR(C)	5	A6
CVA FLT. TRNG.	PAC	VA(DAY)PROP	9	A6
		VR(C)	9	A6
FLEET AIRCRAFT SERVICE SQUADRONS				
FASRON 2	Quonset Point	VF(DAY)JET	1	A6
		VT(JET)	2	A6
		VT(ME)	1	A6
		VR(C)	1	A2
FASRON 3	Norfolk	VF(DAY)JET	2	A6
		VA(DAY)PROP	6	A6
		VR(M)	1	A2
		VR(C)	6	A6
		VT(JET)	4	A6
		VT(ME)	10	A6
FASRON 4	San Diego	VF(DAY)JET	2	A6
		VR(C)	1	A2
		VT(JET)	3	A6
		VT(ME)	3	A6
FASRON 5	Oceana	VT(JET)	3	A6
		VR(C)	1	A2
		VT(ME)	2	A6
FASRON 6	Jacksonville	VT(JET)	3	A6
		VR(C)	1	A2
		VT(ME)	3	A6
FASRON 8	Alameda	VF(DAY)JET	1	A6
		VA(DAY)PROP	1	A6
		VR(C)	1	A2
		VT(JET)	3	A6
		VT(ME)	3	A6
FASRON 9	Cecil Field	VT(JET)	1	A6
		VR(C)	1	A2
		VT(ME)	1	A6
FASRON 10	Moffett Field	VR(C)	1	A2
		VT(JET)	1	A6
FASRON 11	Atsugi	VA(DAY)PROP	2	A6
		VR(C)	1	A2
		VT(JET)	2	A6
		VT(ME)	7	A6
FASRON 12	Miramar	VR(C)	1	A2
		VT(JET)	2	A6
		VT(ME)	1	A6
FASRON 51	Sanford	VT(JET)	2	A6
		VT(ME)	2	A6
FASRON 200	Blackbushe	VR(H)	1	A2
		VR(M)	3	A2
		VT(ME)	3	A6
FASRON 201	Malta	VR(M)	1	A2
FASRON 101	Quonset Point	VR(M)	1	A2
		VT(ME)	1	A6
FASRON 102	Norfolk	VR(M)	5	A5
		VT(ME)	2	A6
FASRON 104	Port Lyautey	VR(M)	1	A2
		VT(ME)	2	A6
FASRON 105	Roosevelt Roads	VU(SAR)	1	A2
FASRON 106	Argentia	VR(H)	1	A2
		VT(ME)	1	A6

DECLASSIFIED

TABLE 1 **PROGRAM OPERATING ALLOWANCES FOR FISCAL 1958**

UNIT	LOCATION	CLASS	OPERATING ALLOWANCES	PRIMARY OPTG. STATUS
FASRON 107	Iceland	VU(SAR)	1	A2
FASRON 108	Brunswick	VT(ME)	1	A6
FASRON 109	Jacksonville	VR(M)	1	A2
		VT(ME)	1	A6
FASRON 110	San Diego	VT(ME)	2	A6
FASRON 111	Bermuda	VU(SAR)	2	A2
FASRON 112	Whidbey Island	VA(DAY)PROP	2	A6
		VR(H)	1	A2
		VR(M)	1	A2
		VT(JET)	2	A6
FASRON 113	Cubi Point	VT(ME)	2	A6
FASRON 114	Kodiak	VU(SAR)	1	A2
FASRON 116	Alameda	VT(ME)	1	A6
FASRON 117	Barbers Point	VF(DAY)JET	2	A6
		VA(DAY)PROP	1	A6
		VT(ME)	5	A6
		VT(JET)	2	A6
		VR(M)	1	A2
FASRON 118	Naha	VR(M)	1	A2
		VT(ME)	3	A6
		VU(SAR)	1	A2
FASRON 119	Sangley Point	VT(ME)	3	A6
		VR(M)	1	A2
FASRON 120	Iwakuni	VT(ME)	2	A6
FASRON 121	Chincoteague	VT(ME)	1	A6
AIR OPERATIONAL DEVELOPMENT SQUADRONS				
VX 1	Key West	VA(DAY)PROP	2	A9
		VS	2	A9
		VP(L)	3	A9
		VP(S)	2	A9
		VT(ME)	1	A6
		VT(ME)P	1	A9
		HS	3	A9
VX 2	Chincoteague	VF(D)JET	4	A9
		VF(D)PROP	3	A9
		VR(M)	1	A8
		VU(TOW)(D)	3	A9
		VT(ME)	2	A6
VX 3	Atlantic City	VF(DAY)JET	6	A9
		VF(AW)JET	8	A9
		VA(DAY)JET	6	A9
		VT(JET)	2	A9
		VR(C)	1	A8
VX 4	Point Mugu	VF(DAY)JET	8	A9
		VT(ME)	1	A6
VX 5	China Lake	VA(DAY)JET	8	A9
		VA(DAY)PROP	4	A9
		VA(H)JET	1	A9
		VT(ME)	1	A6
VX 6	Quonset Point	VP(L)	4	A9
		VR(H)	2	A9
		VR(M)	6	A9
		VU(SAR)	6	A9
		HO	3	A9
ZX 11	Key West	VA(DAY)PROP	1	A4
		VT(ME)	1	A4
		ZP	4	A9
HATU LANT	Sanford	VAH(T)JET	3*	A5
HATWING PAC	North Island	VAH(T)JET	3*	A5
FAGU	El Centro	VF(DAY)JET	12*	A4
		VA(DAY)JET	10*	A4
		VA(DAY)PROP	1*	A2
		VT(ME)	1*	A2
		VT(JET)	4*	A2
USMC				
H&HS AIRFMFLANT	Norfolk	VF(DAY)JET	1	A6
		VR(M)	2	A2
		VT(JET)	2	A6
		VT(ME)	2	A6
H&HS AIRFMFPAC	El Toro	VR(H)	1	A2
		VR(M)	2	A2
		VT(JET)	2	A6
		VT(ME)	2	A6
VMFT-20	Cherry Point	VF(DAY)JET	12	A4
VMFT(AW)-20	Cherry Point	VF(AW)JET	12	A4
VMIT-20	Cherry Point	VT(JET)	10	A4
VMFT-10	El Toro	VF(DAY)JET	12	A4
VMFT(AW)-10	El Toro	VF(AW)JET	12	A4
VMIT-10	El Toro	VT(JET)	10	A4
HMX-1	Quantico	HR(L)	9	A9
		HR(M)	3	A9
		HO	3	A9
OVERSEAS NAVAL BASES				
LANT				
NAVSTA	Argentia	VU(SAR)	2	A2
		HU	1	A2
HDQTRS CMEF	Dhahran	VR(M)	1	A2
NAS ADV BASE	Port Lyautey	VR(M)	1	A2
		VU(SAR)	1	A2
		VT(ME)	1	A6
		HU	1	A2
NAF	Naples	VR(H)	1	A2
		VR(M)	2	A2
		VU(SAR)	1	A2
		VT(ME)	5	A6
		VU(TOW)	2	A2
NAF	Lajes	VU(SAR)	1	A2
COMNAVACTS	Spain	VR(M)	1	A2
		VT(ME)	1	A6
		HU	1	A2
NAS 10 ND	Roosevelt Roads	VR(M)	2	A2
		VU(SAR)	2	A2
		VT(ME)	1	A6
		HU	1	A2
NAS 10 ND	Guantanamo Bay	VU(SAR)	2	A2
		VT(ME)	1	A6
		HU	1	A2
NAVSTA 10 ND	Trinidad	VU(SAR)	1	A2
PAC				
NAS ADV BASE	Agana	VR(H)	1	A2
		VU(SAR)	3	A2
		VT(ME)	1	A6
		HU	2	A2
NAS ADV BASE	Atsugi	VR(M)	1	A2
		VT(ME)	1	A6
		HU	2	A2
NAS 17 ND	Adak	VU(SAR)	2	A2

DECLASSIFIED

TABLE 1

PROGRAM OPERATING ALLOWANCES FOR FISCAL 1958

UNIT	LOCATION	CLASS	OPERATING ALLOWANCES	PRIMARY OPTG. STATUS
NAS	Cubi Point	VU(SAR)	1	A2
		VT(ME)	1	A6
		HU	1	A2
NAS ADV BASE	Iwakuni	VR(M)	1	A2
		VU(SAR)	1	A2
		VT(ME)	1	A6
		HU	1	A2
NAS ADV BASE	Oppama	VU(SAR)	4	A2
HDQTRS CNFE	Yokusuka	VR(M)	1	A2
NAS ADV BASE	Naha	VU(SAR)	1	A2
NAS 14 ND	Midway	VU(SAR	3	A2
NAS 14 ND	Kodiak	VR(H)	2	A2
NAS 14 ND	Barbers Point	VR(H)	1	A2
		VR(M)	1	A2
		VT(ME)	2	A6
		HU	2	A2
NAS 14 ND	Ford Island	VT(ME)	1	A6
NAVSTA	Sangley Point	VR(H)	1	A2
		VR(M)	1	A2
		VU(SAR)	2	A2
		HU	1	A2
MCAS	Kaneohe	VR(M)	1	A8
		VT(ME)	2	A6
		VT(JET)	2	A6
		HU	2	A8
INDIRECT FLEET SUPPORT UNITS				
NAVAL AIR BASES				
NAS 1 ND	Quonset Point	VT(JET)	2	A6
		VA(DAY)PROP	2	A6
		VR(M)	2	A8
		VU(SAR)	1	A8
		VT(ME)	11	A6
		VT(ME)P	1	A8
		HU	2	A8
NAS 1 ND	Brunswick	VA(DAY)PROP	1	A6
		VU(SAR)	1	A8
		VT(ME)	1	A6
		HU	1	A8
NAS 4 ND	Lakehurst	VA(DAY)PROP	2	A6
		VR(M)	1	A8
		VT(ME)	1	A6
NAS 4 ND	Atlantic City	VU(SAR)	1	A8
		VT(JET)	1	A6
		VT(ME)	1	A6
		HU	1	A8
NAS 4 ND	Johnsville	VT(ME)	5	A6
		HU	1	A8
NAAS 4 ND	Mustin Field	VT(ME)	5	A6
NAS 5 ND	Norfolk	VR(M)	3	A8
		VT(ME)	6	A6
		VT(ME)P	1	A8
		HU	1	A8
NAAS 5 ND	Chincoteague	VU(SAR)	1	A8
		VT(ME)	1	A6
		HU	1	A8
NAS 5 ND	Oceana	VF(DAY)JET	1	A6
		VR(M)	1	A8
		VT(JET)	3	A6
		VT(ME)	2	A6
		HU	1	A8
NAS 6 ND	Jacksonville	VR(M)	2	A8
		VU(SAR)	2	A8
		VT(JET)	1	A6
		VT(ME)	2	A6
		HU	1	A8
NAAS 6 ND	Mayport	VF(DAY)JET	1	A6
		VA(DAY)PROP	1	A6
NAS 6 ND	Key West	VR(M)	1	A8
		VU(SAR)	1	A8
		VT(JET)	1	A6
		VT(ME)	2	A6
		HU	2	A8
NAS 6 ND	Sanford	VR(M)	1	A6
		HU	1	A8
NAS 6 ND	Cecil Field	VT(JET)	1	A6
		VT(ME)	2	A6
		HU	1	A8
COMNAVCONAD				
NAS 9 ND	Colorado Springs	VR(M)	1	A8
		VT(JET)	3	A6
NAAS 11 ND	El Centro	VT(JET)	1	A6
		VT(ME)	2	A6
		HU	2	A8
NAAS 11 ND	Brown Field	VA(DAY)PROP	1	A6
		VT(ME)	1	A6
NAS 11 ND	North Island	VF(DAY)JET	1	A6
		VA(DAY)PROP	1	A8
		VR(M)	2	A8
		VU(SAR)	1	A8
		VT(JET)	2	A6
		VT(ME)	3	A6
NAAS 11 ND	Ream Field	VT(ME)	1	A6
NAF 11 ND	Litchfield Park	VR(M)	1	A8
		VT(ME)	1	A6
NAS 11 ND	China Lake	HU	1	A8
NAS 11 ND	Miramar	VF(DAY) JET	1	A6
		VA(DAY)PROP	2	A6
		VR(M)	1	A8
		VT(ME)	2	A6
		VT(JET)	1	A6
		HU	1	A8
NAS 11 ND	Point Mugu	VT(JET)	1	A6
		VT(ME)	3	A6
		HU	2	A8

DECLASSIFIED

[redacted]

PROGRAM OPERATING ALLOWANCES FOR FISCAL 1958

TABLE 1

UNIT	LOCATION	CLASS	OPERATING ALLOWANCES	PRIMARY OPTG. STATUS
NAS 12 ND	Alameda	VF(DAY)JET	2	A6
		VR(M)	2	A8
		VU(SAR)	1	A8
		VT(JET)	2	A6
		VT(ME)	2	A6
		VT(ME)P	1	A8
		HU	1	A8
NAS 12 ND	Moffett Field	VF(DAY)JET	2	A6
		VT(ME)	4	A6
		HU	1	A8
NAAS 12 ND	Fallon	VA(DAY)PROP	1	A6
		VR(H)	1	A8
		HU	2	A8
NAF 12 ND	Monterey	VA(DAY)PROP	4	A4
		VT(ME)	31	A6
		VT(SE)	1	A4
		VT(NAV)	1	A4
		HU	1	A8
NAS 13 ND	Whidbey Island	VR(M)	1	A8
		VU(SAR)	1	A8
		VT(ME)	1	A6
		VT(ME)P	1	A8
		HU	2	A8
NAS PRNC	Anacostia	VA(DAY)PROP	11	A6
		VR(H)	1	A8
		VR(M)	10	A8
		VT(JET)	2	A6
		VT(ME)	58	A6
		VT(ME)P	2	A8
		VT(SE)	2	A6
NAS PRNC	Patuxent River	VT(JET)	2	A8
		VT(ME)	3	A6
		VU(SAR)	1	A8
		HU	1	A8
NAS SRNC	Annapolis	VT(SE)	40	A3
		VU(SAR)	12	A6
		HU	1	A3
INDIRECT FLEET SUPPORT UNITS				
USN				
NAVAL AIR TRAINING				
	Basic	VF(DAY)JET	6	A3
		VF(AW)JET	2	A6
		VR(H)	3	A8
		VR(M)	5	A8
		VU(SAR)	2	A8
		VT(JET)	19	A6
		VT(SE)	907	A3
		VT(SE)	30	A6
		VT(ME)	121	A3
		VT(ME)	35	A6
		VT(ME)P	1	A8
		HU	6	A4
		HT	74	A4
		ZP	4	A3
	Advanced	VF(DAY)JET	261	A3
		VA(DAY)PROP	45	A3
		VS	40	A3
		VP(L)	53	A3
		VP(S)	28	A3
		VR(H)	2	A8
		VR(M)	6	A8
		VT(JET)	252	A3
		VT(JET)	17	A6
		VT(SE)	104	A3
		VT(ME)	59	A3
		VT(ME)	21	A6
		VT(ME)P	1	A8
		VT(NAV)	4	A5
		HR(L)	12	A8
	Technical	VF(AW)JET	44	A4
		VF(P)JET	6	A4
		VA(DAY)PROP	5	A4
		VW	6	A4
		VR(M)	2	A8
		VT(JET)	7	A4
		VT(JET)	6	A6
		VT(ME)	14	A5
		VT(ME)	12	A6
		VT(ME)	9	A8
		VT(ME)P	8	A4
		VT(NAV)	1	A4
		HU	2	A8
RESEARCH & DEVELOPMENT (BUAER R&D)				
	Project	VF(DAY)JET	34	A9
		VF(AW)JET	33	A9
		VF(P)JET	7	A9
		VF(D)JET	10	A9
		VA(DAY)PROP	15	A9
		VA(DAY)JET	10	A9
		VA(AW)PROP	5	A9
		VA(H)JET	5	A9
		VS	2	A9
		VP(L)	17	A9
		VW	3	A9
		VR(H)	3	A9
		VR(M)	10	A9
		VU(TOW)	1	A9
		VU(TOW)(D)	2	A9
		VT(JET)	5	A9
		VT(ME)	4	A9
		VT(ME)P	1	A9
		VT(D)PROP	2	A9
		VT(KD)JET	3	A9
		HS	4	A9
		HR(L)	2	A9
		HU	3	A9
		ZP	3	A9
		ZW	2	A9
	Administrative & MIT			
		VF(DAY)JET	7	A4
		VA(DAY)PROP	4	A4
		VS	1	A4
		VR(H)	2	A4
		VR(M)	3	A8
		VT(JET)	4	A6
		VT(ME)	10	A6
NAVAL ATTACHES AND MISSIONS				
LANT				
ATT BAGDAD	IRAQ	VR(M)	1	A8
ATT CAIRO	Egypt	VR(M)	1	A8
ATT TEHRAN	Iran	VR(M)	1	A8
ATT NEW DELHI	India	VR(M)	1	A8
ATT ATHENS	Greece	VU(SAR)	1	A8

[redacted]

DECLASSIFIED

TABLE 1

PROGRAM OPERATING ALLOWANCES FOR FISCAL 1958

UNIT	LOCATION	CLASS	OPERATING ALLOWANCES	PRIMARY OPTG. STATUS
ATT OSLO	Norway	VU(SAR)	1	A8
MISSION ANKARA	Turkey	VR(M)	1	A8
MISSION BOGOTA	Columbia	VR(M)	1	A8
MISSION LIMA	Peru	VR(M)	1	A8
MISSION QUITO	Ecuador	VR(M)	1	A8
MISSION RIO DE JAN	Brazil	VR(M)	1	A8
MISSION VALPARAISO	Chile	VR(M)	1	A8
MISSION HAVANA	Cuba	VT(ME)	1	A8
NAV ADV GROUP	Buenos Aires	VR(M)	1	A8
PAC				
ATT DJAKARTA	Java	VU(SAR)	1	A8
ATT MELBOURNE	Australia	VR(M)	1	A8
MIL AST ADV GROUP	Formosa	VT(ME)	1	A8
		VR(M)	1	A8
MIL AST GROUP	Vietnam	VR(M)	1	A8
MIL AST GROUP	Cambodia	VT(ME)	1	A8
BUAER REPRESENTATIVES				
BAGR WSTRN DIST	Los Angeles	VT(ME)	1	A8
		VR(M)	1	A8
BAR EL SEGUNDO	El Segundo	VT(ME)	1	A8
BAR BURBANK	Burbank	VT(ME)	1	A8
BAGR CENT DIST	Dayton	VR(M)	1	A8
		VT(ME)	2	A8
BAR INDIANAPOLIS	Indianapolis	VT(ME)	1	A8
BAR EAST HARTFORD	East Hartford	VT(ME)	1	A8
BAR BALTIMORE	Baltimore	VT(ME)	1	A8
BAR ST. LOUIS	St. Louis	VT(ME)	1	A8
USMC				
MCAS	El Toro	VR(M)	3	A8
		VT(JET)	3	A6
		VT(ME)	6	A6
		HU	2	A8
MCAAS	Mojave	VR(M)	1	A8
		VT(ME)	1	A6
		HU	2	A8
MCAF	Santa Ana	VT(ME)	2	A6
MCAS	Quantico	VA(DAY)PROP	20	A6
		VR(M)	2	A8
		VT(ME)	14	A6
HQ USMC FLT SEC	Anacostia	VA(DAY)PROP	5	A6
		VR(H)	1	A8
		VR(M)	2	A8
		VT(JET)	4	A6
		VT(ME)	5	A6
MCAS	Cherry Point	VR(H)	1	A8
		VR(M)	3	A8
		VT(JET)	3	A6
		VT(ME)	3	A6
		HU	2	A8
MCAF	New River	VR(M)	1	A8
		VT(ME)	6	A6
MCAS	Beaufort	VR(M)	2	A8
		VT(JET)	2	A6
		VT(ME)	1	A6
		HU	2	A8
MCAS	Miami	VR(M)	2	A8
		VT(JET)	2	A6
		VT(ME)	2	A6
		HU	2	A8
NAVAL AIR RESERVE TRAINING		VF(DAY)JET	409	A4
		VA(DAY)PROP	80	A4
		VS	223	A4
		VP(L)	124	A4
		VR(H)	51	A4
		VR(M)	11	A4
		VR(M)	1 ¢	A8
		VT(JET)	80	A4
		VT(ME)	48	A4
		VT(ME)	3 ¢	A8
		VT(ME)(P)	4	A8
		VT(SE)	38	A4
		VU(SAR)	2	A8
		HS	60	A4
		ZP	4	A4

¢ Includes 1 VR(M) aircraft for CNAVRESTRA and 3 VT(ME), one each for BAGR EAST DIST, BAR BETHPAGE and BAR TETERBORO.

DECLASSIFIED

TABLE 1A

PROGRAM OPERATING ALLOWANCES FOR FISCAL 1958

CLASS	LANT	PAC	NABS	MCAS	BARS	NATRA	NART	BUAER R&D	TOTAL
TOTAL	2,445	2,614	340	107	21	2,242	1,135	217	9,121
VF(DAY)JET	329	346	8	-	-	267	409	41	1,400
VF(AW)JET	250	317	-	-	-	46	-	33	646
VF(P)JET	61	68	-	-	-	6	-	7	142
VF(D)JET	22	22	-	-	-	-	-	10	54
VF(D)PROP	8	12	-	-	-	-	-	-	20
VF(KD)JET	5	5	-	-	-	-	-	-	10
VA(DAY)JET	411	516	-	-	-	-	-	10	937
VA(DAY)PROP	59	68	26	25	-	50	80	19	327
VA(AW)PROP	42	50	-	-	-	-	-	5	97
VA(W)PROP	48	48	-	-	-	-	-	-	96
VA(P)JET	12	12	-	-	-	-	-	-	24
VA(TNKR)PROP	9	12	-	-	-	-	-	-	21
VA(Q)JET	21	30	-	-	-	-	-	-	51
VA(Q)PROP	2	2	-	-	-	-	-	-	4
VA(H)JET	72	49	-	-	-	-	-	5	126
VA(HT)JET	9	7	-	-	-	-	-	-	16
VA(HM)JET	12	12	-	-	-	-	-	-	24
VS	122	80	-	-	-	40	223	3	468
VP(L)	127	96	-	-	-	53	124	17	417
VP(S)	50	72	-	-	-	28	-	-	150
VP(LD)	1	1	-	-	-	-	-	-	2
VW	48	61	-	-	-	6	-	3	118
VO	12	24	-	-	-	-	-	-	36
VR(H)	58	93	2	2	-	5	51	5	216
VR(M)	107	51	29	16	9	13	12	13	250
VR(S)	-	7	-	-	-	-	-	-	7
VR(C)	28	30	-	-	-	-	-	-	58
VU(SAR)	24	25	23	-	-	2	2	-	76
VU(TOW)	23	33	-	-	-	-	-	1	57
VU(TOW)(D)	9	5	-	-	-	-	-	2	16
VT(JET)	92	111	23	14	-	301	80	9	630
VT(ME)	74	69	151	40	12	271	48	14	679
VT(ME)(P)	3	7	6	-	-	10	4	1	31
VT(SE)	-	-	43	-	-	1,041	38	-	1,122
VT(NAV)	-	-	1	-	-	5	-	-	6
VT(D)JET	5	6	-	-	-	-	-	-	11
VT(D)PROP	-	-	-	-	-	-	-	2	2
VT(KD)JET	-	-	-	-	-	-	-	3	3
HS	87	56	-	-	-	-	60	4	207
HO	18	24	-	-	-	-	-	-	42
HR(L)	73	124	-	-	-	12	-	2	211
HR(M)	33	-	-	-	-	-	-	-	33
HU	55	63	28	10	-	8	-	3	167
HT	-	-	-	-	-	74	-	-	74
ZP	18	-	-	-	-	4	4	3	29
ZW	6	-	-	-	-	-	-	2	8

DECLASSIFIED

TABLE 1B PROGRAM OPERATING ALLOWANCES FOR FISCAL 1958

LANT

CLASS	TOTAL	NAVY COMBAT	FLT. TRNG.	O'SEAS BASES	FAWTU	FASRONS	VURONS	OPDEVFOR	CV UTILITY	ATT. & MISS	FLTACSUPPRON	MATS	MARINE COMBAT	H&HS	VMTT-20	VMFT-20	VMFT(AW) 20	HMX-1
TOTAL	2,445	1,420	34	34	68	84	67	77	17	14	34	35	505	7	10	12	12	15
VF(DAY) JET	329	168				3	14	6					125	1		12		
VF(AW) JET	250	168			18			8					44				12	
VF(P) JET	61	48						4					9					
VF(D) JET	22	8					14											
VF(D) PROP	8						5	3										
VF(KD) JET	5	5																
VA(DAY) JET	411	336						6					69					
VA(DAY) PROP	59					6		3	6				44					
VA(AW) PROP	42	42																
VA(W) PROP	48	48																
VA(P) JET	12	12																
VA(TNKR) PROP	9												9					
VA(Q) JET	21	12											9					
VA(Q) PROP	2	2																
VA(H) JET	72	72																
VA(HT) JET	9		9															
VA(HM) JET	12	12																
VS	122	120						2										
VP(L)	127	120						7										
VP(S)	50	48						2										
VP(LD)	1						1											
VW	48	48																
VO	12												12					
VR(H)	58		3	1		2		2			13	35	2					
VR(M)	107			7		13		7		11	14		53	2				
VR(C)	28					10		1	11		6							
VU(SAR)	24			10		4	2	6		2								
VU(TOW)	23			2			21											
VU(TOW) D	9						6	3										
VT(JET)	92		2		50	15		2					11	2	10			
VT(ME)	74		18	9		31	4	4		1	1		4	2				
VT(ME) P	3		2					1										
VT(D) JET	5	5																
HS	87	84						3										
HO	18							3					12					3
HR(L)	73												64					9
HR(M)	33												30					3
HU	55	42		5									8					
ZP	18	14						4										
ZW	6	6																

[redacted]

DECLASSIFIED

TABLE 1C PROGRAM OPERATING ALLOWANCES FOR FISCAL 1958

PAC

CLASS	TOTAL	NAVY COMBAT	FLT. TRNG.	O'SEAS BASES	FAWTU	FASRONS	VURONS	OPDEVFOR	CV UTILITY	ATT. & MISS	FLTACSUPPRON	MATS	MARINE COMBAT	H&HS	VMIT-10	VMFT-10	VMFT(AW) 10
TOTAL	2,614	1,414	52	55	85	70	99	23	23	6	46	28	672	7	10	12	12
VF(DAY)JET	346	182	12			5	23	8					104			12	
VF(AW)JET	317	196			25								84				12
VF(P)JET	68	48					2						18				
VF(D)JET	22	8					14										
VF(D)PROP	12						12										
VF(KD)JET	5	5															
VA(DAY)JET	516	378	10					8					120				
VA(DAY)PROP	68		1			6		4	9				48				
VA(AW)PROP	50	50															
VA(W)PROP	48	48															
VA(P)JET	12	12															
VA(TNKR)PROP	12												12				
VA(Q)JET	30	12											18				
VA(Q)PROP	2	2															
VA(H)JET	49	48						1									
VA(HT)JET	7		7														
VA(HM)JET	12	12															
VS	80	80															
VP(L)	96	96															
VP(S)	72	72															
VP(LD)	1						1										
VW	61	61															
VO	24												24				
VR(H)	93		4	5		1					21	28	33	1			
VR(M)	51			6		4	1			3	6		29	2			
VR(S)	7										7						
VR(C)	30					5			14		11						
VU(SAR)	25			22		2				1							
VU(TOW)	33						33										
VU(TOW)(D)	5						5										
VT(JET)	111		6	2	60	15							16	2	10		
VT(ME)	69		10	9		32	3	2		2	1		8	2			
VT(ME)(P)	7		2				5										
VT(D)JET	6	6															
HS	56	56															
HO	24												24				
HR(L)	124												124				
HU	63	42		11									10				

DECLASSIFIED

TOTAL PROGRAM & NON-PROGRAM AIRCRAFT

TABLE 2 LOCATION OF AIRCRAFT INVENTORY AND PLANNED OPERATING ASSIGNMENTS

BY COMMAND AND UNIT

31 MAY 1957

LANT UNIT	LOCATION	MODEL	INVENTORY STATUS	INVENTORY NO. OF A/C	PLANNED ASSIGNMENTS 30 JUN 1957	30 SEP 1957	31 DEC 1957	31 MAR 1958
CARRIER AIR GROUPS								
CVG 1								
VF 11	CECIL FIELD	F2H 4	A1	11	14	14	14	14
				11*	14	14	14	14
VA 12	CECIL FIELD	F7U 3	A1	2				
		A4D 2	A1	–			14	14
		A4D 1	A1	14	12	12		
				16*	12	12	14	14
VF 13	CECIL FIELD	F9F 8B	A1	14	14	14	14	14
				14*	14	14	14	14
VF 14	CECIL FIELD	F3H 2N	AJ	2				
		F3H 2N	A1	9	12	12	12	12
		F3H 2N	Q1	1				
				12*	12	12	12	12
VA 15	CECIL FIELD	AD 6	A1	12	14	14	14	14
				12*	14	14	14	14
VA 16	OCEANA	A4D 2	A1					14
		AD 6	AJ	3				
		AD 6	A1	11	14	14	14	
				14*	14	14	14	14
CVG 3								
VF 31	CECIL FIELD	F3H 2N	AJ	2				
		F3H 2N	A1	10	12	12	10	10
				12*	12	12	10	10
VF 32	CECIL FIELD	F8U 1	A1	8	14	14	14	14
		F9F 8B	AJ	2				
		F9F 8B	A1	6				
				16*	14	14	14	14
VF 33	ABD LEYTE	FJ 3	A1	6	6	6	6	6
		FJ 3M	A1	8	8	8	8	8
				14*	14	14	14	14
VA 34	CECIL FIELD	A4D 1	A1	14	14	14	14	14
				14*	14	14	14	14
VA 35	CECIL FIELD	AD 6	AJ	1				
		AD 6	A1	13	14	14	14	14
		AD 5	A1	1				
				15*	14	14	14	14
VA 36	CECIL FIELD	F9F 8	A1	5	5	5		
		F9F 8B	AJ	1				
		F9F 8B	A1	8	9	9	14	14
		F9F 8T	AJ	1				
		F9F 8T	A1	1				
		F9F 8T	A4		2	2	2	2
				16*	16	16	16	16
CVG 4								
VF 22	JACKSONVILLE	F2H 4	A1	9	14	8	8	
		F4D 1	A1					14
				9*	14	8	8	14
VF 43	JACKSONVILLE	F9F 8	A1	14	14	14	14	14
				14*	14	14	14	14
VA 44	JACKSONVILLE	F9F 8	AJ	1				
		F9F 8	A1	12	14	14	14	14
				13*	14	14	14	14
VF 62	CECIL FIELD	FJ 3	A1	13	14	14	14	
		FJ 3	G9	1				
		FJ 3M	A1					14
				14*	14	14	14	14
VA 45	ABD RANDOLPH	AD 6	AJ	1				
		AD 6	A1	16	16	16	16	14
				17*	16	16	16	14
VA 46	CECIL FIELD	F9F 8	AJ	1				
		F9F 8	A1	13	14	14		
		A4D 2	A1				14	14
				14*	14	14	14	14
CVG 6								
VF 21	OCEANA	F11F 1	A1	1	3	14	14	14
		F9F 8B	A1		3			
		FJ 3	A1	1				
		FJ 3M	A1	9				
				11*	6	14	14	14
VF 41	OCEANA	F3H 2M	A1		8	8	2	
		F2H 3	A1	12				
		F3H 2	A1			6	12	14
				12*	8	14	14	14
VF 61	ABD SARATOGA	F3H 2M	AJ	2				
		F3H 2M	A1	14	14	14	14	14
				16*	14	14	14	14
VA 25	ABD INTREPID	AD 6	A1	14	14	14	14	14
		AD 5	A1	1				
				15*	14	14	14	14
VA 42	OCEANA	AD 6	AJ	1				
		AD 6	A1	13	14	14	14	14
				14*	14	14	14	14
VA 66	ABD INTREPID	F7U 3	AJ	1				
		F9F 8B	AJ	1				
		F9F 8B	A1	13	14	14	14	14
				15*	14	14	14	14
CVG 7								
VF 71	ABD INTREPID	F2H 4	A1	4	6	6	6	6
		F2H 3	AJ	1				
		F2H 3	A1	7	6	6	6	6
				12*	12	12	12	12
VA 72	ABD SARATOGA	A4D 1	A1	14	14	14	14	14
				14*	14	14	14	14
VF 73	OCEANA	F3H 2M	A1					14
		FJ 3	A1	7	4	4	4	
		FJ 3M	A1	7	8	8	8	
		FJ 3M	G9	2				
				16*	12	12	12	14
VF 74	OCEANA	F4D 1	AJ	2				
		F4D 1	A1	14	14	12	12	14
				16*	14	12	12	14
VA 75	ABD SARATOGA	AD 6	AJ	1				
		AD 6	A1	15	14	14	14	14
		AD 6	Q1	1				
		AD 5	AJ	1				
				18*	14	14	14	14
VA 76	ABD FORRESTL	F9F 8	A1	2	2	2		
		F9F 8B	AJ	1				
		F9F 8B	A1	11	12	12	6	
		A4D 2	A1				8	14
				14*	14	14	14	14
CVG 8								
VF 81	ABD CHMPLAIN	F9F 8	A1	3	3			
		F9F 8B	A1	10	11	4		
		F4D 1	A1			10	14	14
				13*	14	14	14	14
VF 82	OCEANA	F3H 2N	AJ	2				
		F3H 2N	A1	14	12	12	11	11
				16*	12	12	11	11
VA 83	OCEANA	A4D 1	A1	13	14	14	14	14
				13*	14	14	14	14
VF 84	OCEANA	F11F 1	A1				14	14
		FJ 3M	A1	13	14	14		
		FJ 3M	A4	1				
				14*	14	14	14	14
VA 85	OCEANA	AD 6	AJ	1				
		AD 6	A1	14	14	14	14	14
		AD 5	A1	1				
				16*	14	14	14	14
VA 86	OCEANA	F7U 3M	A1	7	6			
		A4D 2	A1		3	9	9	14
		A4D 1	A1	5	5	5	5	
		F9F 8T	A1	2				
		F9F 8T	A4		2	2	2	2
				14*	16	16	16	16

DECLASSIFIED

TABLE 2 LOCATION OF AIRCRAFT INVENTORY AND PLANNED OPERATING ASSIGNMENTS

BY COMMAND AND UNIT

31 MAY 1957

LANT UNIT	LOCATION	MODEL	INVENTORY STATUS	INVENTORY NO. OF A/C	PLANNED ASSIGNMENTS 30 JUN 1957	30 SEP 1957	31 DEC 1957	31 MAR 1958
CVG 10								
VF 101	CECIL FIELD	F4D 1	A1	17	14	12	14	14
		F4D 1	AJ	5				
		F4D 1	Y	11	14	12	14	14
				23*				
VF 102	CECIL FIELD	F2H 4	AJ	2				
		F2H 4	A1	6				
		F4D 1	A1	5	14	14	14	14
				13*	14	14	14	14
VF 103	CECIL FIELD	F8U 1	A1			14	14	14
		F9F 8	A1	1				
		F9F 8B	AJ	2				
		F9F 8B	A1	11	14			
				14*	14	14	14	14
VA 104	JACKSONVILLE	AD 6	AJ	1				
		AD 6	A1	13	14	14	14	14
		AD 5	A1	1				
				15*	14	14	14	14
VA 105	CECIL FIELD	AD 6	A1	14	14	14	14	14
		AD 5	A1	1				
				15*	14	14	14	14
VA 106	CECIL FIELD	F9F 8	AJ	1				
		F9F 8	A1	1	2	2		
		F9F 8B	AJ	1				
		F9F 8B	A1	11	12	12		
		A4D 2	A1				14	14
				14*	14	14	14	14
CVG 17								
VF 171	JACKSONVILLE	F2H 4	A1	4				
		F2H 3	AJ	1				
		F2H 3	A1	11	14	14	14	
		F2H 3M	A1	1				
		F3H 2	A1					11
				17*	14	14	14	11
VA 172	ABD SARATOGA	F2H 2	A1	12	14	14		
		F2H 2B	A1	1				
		A4D 2	A1				14	14
				13*	14	14	14	14
VF 173	JACKSONVILLE	F2H 1	A1					14
		FJ 3	A1	1				
		FJ 3M	A1	13	14	14	14	
				14*	14	14	14	14
VF 174	CECIL FIELD	F8U 1	A1				14	14
		F9F 8	A1	13				
		F9F 8B	A1	1	14	14		
				14*	14	14	14	14
VA 175	JACKSONVILLE	A4D 2	A1					14
		AD 6	A1	15	16	16	16	
		AD 5	A1	1				
				16*	16	16	16	14
VA 176	JACKSONVILLE	AD 6	AJ	1				
		AD 6	A1	13	14	14	14	14
		AD 5	A1	1				
				15*	14	14	14	14
CARRIER SPECIAL SQDNS PHOTOGRAHIC								
VFP 62	JACKSONVILLE	F8U 1P	A1				2	6
		F9F 8P	AJ	2				
		F9F 8P	A1	34	33	34	34	34
		F2H 2P	AJ	2				
		F2H 2P	A1	12	16	16	17	16
		TV 2	AM	1				
		TV 2	A4	1				
		F9F 8T	A4		2	2	2	2
		SNB 5P	A4	2	1	1	1	1
				54*	52	53	56	59
DET 34	ABD CHMPLAIN	F9F 8P	A1	3				
				3*				
DET 37	ABD ROOSEVLT	F9F 8P	A1	1				
				1*				
DET 42	ABD FORRESTL	F3D 2T2	A4	1				
		F2H 2P	A1	3				
				4*				

LANT UNIT	LOCATION	MODEL	INVENTORY STATUS	INVENTORY NO. OF A/C	PLANNED ASSIGNMENTS 30 JUN 1957	30 SEP 1957	31 DEC 1957	31 MAR 1958
CARRIER SPECIAL SQDNS NIGHT								
VAAW 33	ATLANTIC CTY	AD 5N	AJ	4				
		AD 5N	A1	39	42	42	42	42
		AD 5Q	A1			1	4	7
		S2F 2	A1	1				
		S2F 1	A1	1				
		TF 1Q	A1	2	2	2	2	2
		SNB 5	A1	1				
		SNB 5	A4		2	2	2	2
				48*	46	47	50	53
DET 34	ABD CHMPLAIN	AD 5N	AJ	2				
		AD 5N	A1	3				
				5*				
DET 42	ABD FORRESTL	AD 5N	A1	4				
				4*				
CARRIER SPECIAL SQDNS AIR EARLY WARNING								
VAW 12	QUONSET PNT	AD 5	A1	2				
		AD 5W	A1	44	48	48	48	48
		SNB 5	A4	2	2	2	2	2
				48*	50	50	50	50
DET 34	ABD CHMPLAIN	AD 5W	AJ	1				
		AD 5W	A1	3				
				4*				
DET 42	ABD FORRESTL	AD 5W	A1	4				
				4*				
CARRIER SPECIAL SQDNS INTERCEPT								
VFAW 4	ATLANTIC CTY	F2H 3	A1		4	4	9	22
		AD 5	AJ	2				
		AD 5	A1	27	26	26	21	8
		AD 4Q	AJ	1				
		TV 2	A4	2	2	2	2	2
		SNB 5	AM	1				
				33*	32	32	32	32
HEAVY ATTACK SQDNS								
VAH 5	PORT LYAUTEY	A3D 2	A1			12	12	12
		A3D 1	A1	2	2			
		A3D 1	G6	1				
		A3D 1	G9	1				
		AJ 1	A1	7	6			
		P2V 2	A1	1				
				12*	8	12	12	12
VAH 7	SANFORD	A3D 2	A1				2	10
		A3D 1	A1				2	2
		AJ 2	AJ	2				
		AJ 2	A1	4	12	12	8	
		AJ 2	G9	1				
		P2V 3B	A1	1				
				8*	12	12	12	12
DET 34	ABD CHMPLAIN	AJ 2	AJ	1				
		AJ 2	A1	4				
				5*				
VAH 9	SANFORD	A3D 2	A1	12	12	12	12	12
		P2V 5F	A1	1				
				13*	12	12	12	12
VAH 11	SANFORD	A3D 2	A1			8	12	12
		A3D 1	A1			4		
		AJ 1	AJ	2				
		AJ 1	A1	10	12	2		
		AJ 1	G6	1				
		P2V 5F	A1	1				
				14*	12	14	12	12

DECLASSIFIED

TOTAL PROGRAM & NON-PROGRAM AIRCRAFT

TABLE 2 LOCATION OF AIRCRAFT INVENTORY AND PLANNED OPERATING ASSIGNMENTS

BY COMMAND AND UNIT

31 MAY 1957

LANT UNIT	LOCATION	MODEL	INVENTORY STATUS	INVENTORY NO. OF A/C	PLANNED ASSIGNMENTS 30 JUN 1957	30 SEP 1957	31 DEC 1957	31 MAR 1958
GUIDED MISSILE GROUP								
GMGRU 2	CHINCOTEAGUE	FJ 3	A1	2				
		FJ 3D	A1	7	11	11	11	11
		FJ 3D	G9	3				
		F9F 5KD	A1		2	2	3	3
		F9F 2KD	A1	4	3	3	2	2
		F9F 2KD	A2	1				
		AD 5	A2	1				
		TV 2D	A2	4	4	4	4	4
		TV 2KD	AK	1				
		TV 2KD	A2		1	1	1	1
				23*	21	21	21	21
ELECTRONIC COUNTER MEASURE SQDN								
VQ 2	PORT LYAUTEY	A3D 1Q	A1	2	3	3	3	3
		P4M 1Q	AJ	1				
		P4M 1Q	A1	2	3	3	4	4
		P2V 3	A5	1	1	1	1	
				6*	7	7	8	7
PHOTOGRAPHIC SQDN.								
VAP 62	NORFOLK	A3D 1P	A1		1	1	1	1
		AJ 2P	A1	9	9	9	9	9
		SNB 5P	A4	1	1	1	1	1
				10*	11	11	11	11
CARRIER ANTI SUBMARINE SQDNS								
VS 27	ABD WASP	S2F 2	A1	3	4	4	4	4
		S2F 2	G9	1				
		S2F 1	A1	21	16	16	16	16
		S2F 1	G9	2				
				27*	20	20	20	20
VS 30	NORFOLK	S2F 2	A1	3	4	4	4	4
		S2F 1	A1	17	16	16	16	16
				20*	20	20	20	20
VS 31	ABD LEYTE	S2F 2	A1	4	4	4	4	4
		S2F 2	G9	2				
		S2F 1	A1	16	16	16	16	16
				22*	20	20	20	20
VS 32	QUONSET PNT	S2F 2	A1	3	4	4	4	3
		S2F 2	G9	1				
		S2F 1	A1	14	16	16	16	17
		S2F 1	G9	3				
				21*	20	20	20	20
VS 36	NORFOLK	S2F 2	A1	3	4	3	3	3
		S2F 2	G9	3				
		S2F 1	A1	20	16	17	17	17
		S2F 1	G9	2				
				28*	20	20	20	20
VS 39	QUONSET PNT	S2F 2	A1	4	3	3	3	3
		S2F 1	A1	14	17	17	17	17
		S2F 1	G9	3				
				21*	20	20	20	20
HELICOPTER ANTI SUBMARINE SQDNS								
HS 1	KEY WEST	SNB 5	A4	1	1	1	1	1
		HSS 1	AJ	1				
		HSS 1	A1	11	14	14	14	14
		HSS 1	A2	1				
				14*	15	15	15	15
HS 3	WEEKSVILLE	SNB 5	A4	1	1	1	1	1
		HSS 1	A1	12	14	14	14	14
				13*	15	15	15	15
HS 5	KEY WEST	SNB 5	A4	1	1	1	1	1
		HSS 1	AJ	8				
		HSS 1	A1	4	14	14	14	14
				13*	15	15	15	15
HS 7	NORFOLK	SNB 5	A4	1	1	1	1	1
		HSS 1	A1				9	14
		HO4S 3	AJ	9	14	14	5	
				10*	15	15	15	15
HS 9	QUONSET PNT	SNB 5	A4	1	1	1	1	1
		HSS 1	A1	7	14	14	14	14
		HUL 1	A1	1				
				9*	15	15	15	15
HS 11	NORFOLK	SNB 5	A4			1	1	1
		HSS 1	A1		3	6	14	14
				*	3	7	15	15

LANT UNIT	LOCATION	MODEL	INVENTORY STATUS	INVENTORY NO. OF A/C	PLANNED ASSIGNMENTS 30 JUN 1957	30 SEP 1957	31 DEC 1957	31 MAR 1958
PATROL SQDNS LAND PLANE								
VP 5	KEFLAVIK	P2V 5F	A1	12	12	12	12	12
				12*	12	12	12	12
VP 7	BRUNSWICK	P2V 5F	A1	12	12	12	12	12
				12*	12	12	12	12
VP 8	QUONSET PNT	P2V 5F	AJ	1				
		P2V 5F	A1	11	12	12	12	12
				12*	12	12	12	12
VP 10	BRUNSWICK	P2V 5F	A1	12	12	12	12	12
				12*	12	12	12	12
VP 11	BRUNSWICK	P2V 7	AJ	1				
		P2V 7	A1	11	12	12	12	12
				12*	12	12	12	12
VP 16	JACKSONVILLE	P2V 5F	AJ	3				
		P2V 5F	A1	10	12	12	12	12
				13*	12	12	12	12
VP 18	JACKSONVILLE	P2V 7	AJ	1				
		P2V 7	A1	11	12	12	12	12
				12*	12	12	12	12
VP 21	BRUNSWICK	P2V 7	A1				12	12
		P2V 5F	A1	12	12	12		
				12*	12	12	12	12
VP 23	MALTA	P2V 7	A1	12	12	12	12	12
				12*	12	12	12	12
VP 26	BRUNSWICK	P2V 5F	AJ	2				
		P2V 5F	A1	10	12	12	12	12
				12*	12	12	12	12
PATROL SQDNS SEA PLANE								
VP 44	NORFOLK	P5M 2	A1	8	6	6	6	6
		P5M 1	A1	5	6	6	6	6
				13*	12	12	12	12
VP 45	BERMUDA	P5M 2	A1	7	6	6	6	6
		P5M 1	AJ	1				
		P5M 1	A1	5	6	6	6	6
				13*	12	12	12	12
VP 49	BERMUDA	P5M 2	A1	7	6	6	6	6
		P5M 1	A1	5	6	6	6	6
				12*	12	12	12	12
VP 56	NORFOLK	P5M 2	A1	5	6	6	6	6
		P5M 2	G9	3				
		P5M 1	A1	4	6	6	6	6
				12*	12	12	12	12
PATROL SQDNS AIRSHIP								
ZP 1	WEEKSVILLE	SNB 5	A1	1				
		SNB 5	A4	1	3	3	3	3
		SNB 5	A6	1				
		ZSG 4	AJ	1				
		ZSG 4	A1	3	6	6	5	5
				7*	9	9	8	8
ZP 2	GLYNCO	SNB 5	A4	1	2	2	2	2
		SNB 5	A6	1				
		ZS2G 1	AJ	1				
		ZS2G 1	A1	4	6	6	6	6
				7*	8	8	8	8
ZP 3	LAKEHURST	SNB 5	A4	2	2	2	2	2
		ZPG 2	A1	4	6	6	6	6
				6*	8	8	8	8
ZP 4	WEEKSVILLE	SNB 5	A4	2	2	2	2	2
		ZS2G 1	AJ	1				
		ZS2G 1	A1	2	5	5	6	6
		ZSG 4	A1	2	1	1		
				7*	8	8	8	8

DECLASSIFIED

TABLE 2 LOCATION OF AIRCRAFT INVENTORY AND PLANNED OPERATING ASSIGNMENTS

BY COMMAND AND UNIT

31 MAY 1957

LANT UNIT	LOCATION	MODEL	INVENTORY STATUS	INVENTORY NO. OF A/C	PLANNED ASSIGNMENTS 30 JUN 1957	30 SEP 1957	31 DEC 1957	31 MAR 1958
MINING SQDNS LAND PLANE								
VAH 1	JACKSONVILLE	A3D 1	A1	12	12	12	12	12
				12*	12	12	12	12
VAH 3	JACKSONVILLE	A3D 1	A1	10	12	12	12	12
		A3D 1	G6	1				
		P2V 5F	A1	1				
				12*	12	12	12	12
MINING SQDN SEA PLANE								
VAHM 13	CHINCOTEAGUE	P2V 6M	A1	2				
		P2V 5F	AJ	3				
		P2V 5F	A1	6	12	12	12	12
				11*	12	12	12	12
FLEET AIR EARLY WARNING SQDNS								
VW 2	PTXNT RIVER	WV 2	A2	11	10	10	10	12
		R4D 6S	AN	1				
				12*	10	10	10	12
VW 4	JACKSONVILLE	P2V 5JF	AK	1				
		P2V 5JF	A1	1				
		P2V 5JF	A2	3	6	6	6	2
		P2V 3W	AK	1				
		WV 3	A2	3	3	3	3	3
		WV 2	A2		1	4	6	10
				9*	10	13	15	15
BARRIER SQDNS DISTANT WARNING								
VW 11	PTXNT RIVER	WV 2	A2	12	11	11	11	11
		WV 2	A5	1				
		WV 2	D9	1				
		R7V 1	A5		2	2	2	2
				14*	13	13	13	13
VW 13	PTXNT RIVER	WV 2	A2	10	11	11	11	11
		WV 2	D9	1				
		R7V 1	A5	1	2	2	2	2
				12*	13	13	13	13
VW 15	PTXNT RIVER	WV 2	A2	8	11	11	11	11
		WV 2	D9	3				
		R7V 1	A5	1	1	1	1	1
				12*	12	12	12	12
BARRIER SQDN CONTIGUOUS								
ZW 1	LAKEHURST	SNB 5	A4	2	2	2	2	2
		ZPG 2	A5	1				
		ZPG 2W	A1	3				
		ZPG 2W	A2		4	4	3	3
				6*	6	6	5	5
HELICOPTER RECONNAISSANCE SAR SQDNS								
HU 2	LAKEHURST	SNB 5	A4	1	1	1	1	1
		HO4S 3	A2	1				
		HRS 3	A2		2	2	2	2
		HRS 1	A2	1				
		HUL 1	A2	6	11	12	11	11
		HUP 2	AK	2				
		HUP 2	A2	10	26	24	25	27
		HTL 5	AK	2				
		HTL 5	A2	5	5	4	3	
		HTL 4	AK	1				
				29*	45	43	42	41
DET 1	NORFOLK	HRS 3	A2	1				
		HUL 1	A2	2				
		HUP 2	A2	3				
				6*				
DET 25	ABD NEWPORT	HUP 2	A2	1				
				1*				
DET 27	ABD SALEM	HUP 2	A2	1				
				1*				
DET 33	ABD INTREPID	HUP 2	A2	2				
				2*				
DET 34	ABD CHMPLAIN	HUP 2	A2	1				
				1*				
DET 37	ABD ROOSEVLT	HUP 2	A2	1				
				1*				
HU 2 DET 42	ABD FORRESTL	HUP 2	A2	1				
				1*				
HU 2 DET 48	ABD WASP	HUP 2	A2	1				
				1*				
DET 50	ABD ANTIETAM	HUP 2	A2	1				
				1*				
DET 69	ABD GLACIER	HO4S 3	A2	1				
				1*				
DET 71	ABD EDISTO	HTL 5	A2	2				
				2*				
DET 74	ABD WESTWIND	HTL 5	A2	2				
				2*				
DET 76	ABD TANNER	HRS 3	AK	1				
		HUL 1	A2	1				
				2*				
DET 88	ABD RUSHMORE	HRS 3	A2	1				
				1*				
DET 93	ABD TACONIC	HUP 2	A2	1				
				1*				
DET 94	ABD LST 1163	HUP 2	A2	1				
				1*				
MARINE HEADQUARTERS SQDNS								
MARS MWSG 27	CHERRY POINT	F9F 8B	B	1				
		F9F 5	A1	2				
		FJ 3	A1	4	3	3	3	3
		FJ 3	G5	19				
		FJ 3M	G5	10				
		AD 5	A2	1	4	4	3	3
		AD 4	AK	1				
		AD 4	A2	1				
		OE 1	H5	2				
		R5D 2 3	A2		2	2	2	2
		R5D 3	A2	1				
		R5D 4R	A2	1				
		TV 2	A4	2	2	2	2	2
		JRB 6	AM	1				
		JRB 6	A4	2				
		JRB 4	A4	1				
		SNB 5	A4		2	2	2	2
				49*	13	13	12	12
H&MS 14	EDENTON	A4D 1	A1				4	4
		AD 5	A1	1		3	2	2
		AD 4L	A1	2	3			
		AD 4B	A1	1				
		AD 4	A1	1				
		R4D 5 6	A2		2	2	2	2
		R4D 5	A2	2				
		TV 2	A4	2	2	2	2	2
		HOK 1	A2		2	3	3	3
				9*	9	10	13	13
H&MS 24	CHERRY POINT	F3D 2	A1	3	3	3	5	5
		R4D 8	A2		1	1	1	1
		R4D 5 6	A2		1	1	1	1
		R4D 6	A2	2				
		TV 2	A4	2	2	2	2	2
				7	7	7	9	9
H&MS 26	NEW RIV JAX	R4D 8	AK	1				
		R4D 8	A2	1	2	2	2	2
				2*	2	2	2	2
H&MS 31	MIAMI	FJ 3	A1	2	4	4	4	4
		AD 6	A2	1				
		AD 5	A2	2				
		AD 4B	B	1				
		AD 4B	G6	7				
		AD 4NA	A8	1				
		AD 4	A1	1				
		AD 4	A2	1				
		R4D 8	A2	2	2	2	2	2
		TV 2	A4	2	2	2	2	2
		SNB 4	A4	1				
		HOK 1	A2		2	2	2	2
				21*	10	10	10	10
H&MS 32	CHERRY POINT	FJ 3	A1	4	4	4	4	4
		R4D 8	A2	1	1	1	1	1
		TV 2	A4	2	2	2	2	2
				7*	7	7	7	7

DECLASSIFIED

TOTAL PROGRAM & NON-PROGRAM AIRCRAFT

TABLE 2 LOCATION OF AIRCRAFT INVENTORY AND PLANNED OPERATING ASSIGNMENTS

BY COMMAND AND UNIT

31 MAY 1957

LANT UNIT	LOCATION	MODEL	INVENTORY STATUS	INVENTORY NO. OF A/C	PLANNED ASSIGNMENTS 30 JUN 1957	30 SEP 1957	31 DEC 1957	31 MAR 1958
MARINE FIGHTER SQDNS								
VMF 114	CHERRY POINT	F9F 8	A1	1				
		F9F 8B	AJ	2				
		F9F 8B	A1	21	14			
		F4D 1	A1		13	20	20	20
				24*	27	20	20	20
VMF 122	CHERRY POINT	F8U 1	A1					20
		FJ 3	A1	24	24	24	24	
		FJ 2	AJ	1				
				25*	24	24	24	20
VMF 235	CHERRY POINT	FJ 3M	A1	16	24	24	24	24
		FJ 3M	G9	7				
				23*	24	24	24	24
VMF 251	MIAMI	FJ 3	A1	14	24	24	24	24
				14*	24	24	24	24
VMF 312	CHERRY POINT	FJ 3	A1	20				
		FJ 3M	A1	2	24	24	24	24
		FJ 3M	G9	1				
				23*	24	24	24	24
VMFAW 533	CHERRY POINT	F2H 4	AJ	4				
		F2H 4	A1	10	14	20	20	20
				14*	14	20	20	20
MARINE FIGHTER ALL WEATHER SQDNS								
VMFAW 531	CHERRY POINT	F3H 2	A1				18	20
		F3D 2	AJ	2				
		F3D 2	A1	20	24	24	12	
				22*	24	24	30	20
MARINE ATTACK SQDNS								
VMA 211	EDENTON	A4D 2	A1			20	20	20
		AD 4B	AJ	1				
		AD 4B	A1	21	24			
				22*	24	20	20	20
VMA 225	MIAMI	A4D 2	A1					20
		AD 6	AJ	1				
		AD 6	A1	20	24	24	24	
				21*	24	24	24	20
VMA 324	MIAMI	AD 6	AJ	1				
		AD 6	A1	24	24	24	24	24
				25*	24	24	24	24
VMA 331	MIAMI	AD 6	A1					24
		AD 5	A1	24	24	24	24	
				24*	24	24	24	24
VMF 333	MIAMI	FJ 3	A1	22	24	24	24	24
		F2H 4	A1	1				
				23*	24	24	24	24
MARINE COMPOSITE PHOTOGRAPHIC SQDNS								
VMCJ 2	CHERRY POINT	F3D 2O	A2				5	9
		F9F 8P	AK	1				
		F9F 8P	A2	9	9	9	9	9
		AD 5N	A1		5	5	4	
		AD 5N	A2	5				
		AD 5W	AK	1				
		AD 5W	A1		4	4		
		AD 5W	A2	3				
				19*	18	18	18	18
MARINE TRANSPORT SQDNS								
VMR 153	CHERRY POINT	R4Q 2	A2	15	15	15	15	15
				15*	15	15	15	15
VMR 252	CHERRY POINT	R4Q 2	A2	14	15	15	15	15
				14*	15	15	15	15
VMR 353	MIAMI	R4Q 2	A2	10	10	15	15	15
		JRB 6	A4		3	1	1	
		JRB 4	A2	1				
		JRB 4	A4		2	2	2	2
		SNB 5	A2	4				
		SNB 4	A4		3	3	3	1
				15*	18	21	21	18

LANT UNIT	LOCATION	MODEL	INVENTORY STATUS	INVENTORY NO. OF A/C	PLANNED ASSIGNMENTS 30 JUN 1957	30 SEP 1957	31 DEC 1957	31 MAR 1958
MARINE HELICOPTER TRANSPORT SQDNS								
HMRL 261	QUANTICO	HRS 3	AK	2				
		HRS 3	A2	7	5	4	1	
		HUS 1	A2	12	15	16	17	17
		HUS 1 1A	A2		1	3	3	3
				21*	21	23	21	20
HMRL 262	NEW RIV JAX	HRS 3	AK	3				
		HRS 3	A2	17	20	20	20	20
				20*	20	20	20	20
HMRL 263	NEW RIV JAX	HRS 3	A2	13	14	14	14	14
		HRS 1	AK	[illegible]				
		HRS 1	A2	4	6	6	6	6
		HUS 1	A2				2	5
		HUS 1 1A	A2					3
				22*	20	20	22	28
HMRM 461	NEW RIV JAX	HR2S 1	AK	2				
		HR2S 1	A2	2	8	11	15	15
				4*	8	11	15	15
HMRM 462	NEW RIV JAX	HR2S 1	A2				4	11
				*			4	11
MARINE OBSERVATION SQDNS								
VMO 1	NEW RIV JAX	OE 2	AK	1				
		OE 2	A2	4	6	6	6	6
		OE 1	A2	6	6	6	6	6
		HOK 1	AK	1				
		HOK 1	A2	6	12	12	12	12
		HO5S 1	A2	6	6	4		
				24*	30	28	24	24
OPERATIONAL DEVELOPMENT SQDNS								
VX 1	KEY WEST	AD 4	A9	2				
		S2F 2	A9	2	2	2	2	2
		S2F 1	A9		2	2	2	2
		P2V 7	A9	3	3	3	3	3
		P5M 2	A9	2	2	2	2	2
		SNB 5	A6	1	1	1	1	1
		SNB 5P	A9	1	1	1	1	1
		HSS 1	AR	2				
		HSS 1	A9		2	2	2	3
				13*	13	13	13	14
VX 2	CHINCOTEAGUE	F6F 5	A9	1	4	4	4	4
		F9F 6D	A9		3	3	3	3
		F8F 2D	AR	1				
		F8F 2D	A9	10	3			
		R4D 8	A8	1	1	1	1	1
		JD 1	A9	1				
		JD 1D	A9	2	3	3	3	3
		TV 2	A9	2	2	2	2	2
		SNB 5	A6	2	2	2	2	2
		F6F 5K	A8	16				
		F6F 5K	A9	1				
		F6F 5K	G6	1				
				38*	18	15	15	15
VX 3	ATLANTIC CTY	F8U 1	A9	5	6	6	6	3
		F11F 1	AR	1				
		F11F 1	A9	5	6	6	6	6
		FJ 3	A9	1				
		F4D 1	AR	2				
		F4D 1	A9	4	6	6	6	6
		AD 6	A9	2				
		AD 5N	A9	1				
		TV 2	AR	1				
		TV 2	A9	1	2	2	2	2
		SNB 5	A8	1	1	1	1	1
				24*	21	21	21	18

DECLASSIFIED

TOTAL PROGRAM & NON-PROGRAM AIRCRAFT

TABLE 2 LOCATION OF AIRCRAFT INVENTORY AND PLANNED OPERATING ASSIGNMENTS

BY COMMAND AND UNIT

31 MAY 1957

LANT UNIT	LOCATION	MODEL	INVENTORY STATUS	INVENTORY NO. OF A/C	PLANNED ASSIGNMENTS 30 JUN 1957	30 SEP 1957	31 DEC 1957	31 MAR 1958
VX 6	QUONSET PNT	P2V 7	AR	1				
		P2V 7	A9		4	4	4	4
		R5D 2 3	A9		2	2	2	2
		R5D 3	A9	2				
		R4D 8	A9	1	1	2	2	2
		R4D 5 6	A9		4	4	4	4
		R4D 6	AR	1				
		R4D 5	AR	2				
		R4D 5	A9	1				
		UF 1	A9		2	2	2	2
		UF 1L	A9	2				
		UC 1	AR	8				
		UC 1	A9	1	6	6	6	6
		R4D 6Q	A9	1				
		HO4S 3	AR	2				
		HO4S 3	A9	1				
		HUS 1A	A9	1				
		HUS 1 1A	A9		3	3	3	3
				24*	22	23	23	23
ZX 11	KEY WEST	AD 4L	A4	1				
		AD 4B	A1	1				
		AD 4B	A4		1	1	1	1
		SNB 5	A4	1	1	1	1	1
		ZS2G 1	A1	2				
		ZSG 4	A9		2			
		ZSG 3	A9	1	2	2	2	
		ZPG 2	A9		1	1	3	3
				6*	7	5	7	5
FLEET ALL WEATHER TRAINING UNITS								
FAWTULANT	KEY WEST	F3H 2N	AM	1				
		F3H 2N	A4	3	3	2	2	2
		F3D 2	A4	3				
		F3D 2T2	A4	10	11	12	12	12
		TV 2	A4	2				
		F9F 8T	A4		3	3	3	3
		SNB 5	A4					
		R4D 6S	A4	1				
				20*	17	17	17	17
DET A	JACKSONVILLE	TV 2	AM	1				
		TV 2	A4	18	19	19	19	19
		F9F 8T	AM	1				
		F9F 8T	A4	6	8	8	8	8
		SNB 5	A4	4	4	4	4	4
		T 28B	A4	6	6	6	6	6
				36*	37	37	37	37
DET B	OCEANA	TV 2	AM	2				
		TV 2	A4	11	9	9	9	9
		F9F 8T	AM	1				
		F9F 8T	A4	5	7	7	7	7
		SNB 5	AM	1				
		SNB 5	A4	1	3	3	3	3
		T 28B	A4	4	4	4	4	4
				25*	23	23	23	23
FLEET AIRBORNE ELECTRONIC TRAINING UNIT								
FAETULANT	NORFOLK	R4D 6Q	A4	1				
		R4D 6S	A4	2				
				3*				
FLEET AIRCRAFT SERVICE SQDNS								
FASRON 2	QUONSET PNT	F9F 5	AO	1				
		F9F 5	A6	1				
		F2H 3	G5	2				
		A4D 1	G9	1				
		AD 6	A1	1				
		AD 4NA	A6	1	2	2	2	
		AD 5N	G5	2				
		AD 4Q	G5	1				
		SNB 5	A6	3	3	1	1	1
				13*	5	3	3	1
FASRON 3	NORFOLK	F9F 6	B	1				
		F3D 2	A6	1				
		AD 5	A6	1	2	2	2	2
		AD 4L	A6	1				
		R4Y 1	A2	1	1	1	1	1
		TV 2	A6	2	4	4	4	4
		SNB 5	A6	14	12	10	10	10
		T 28B	A6	3	2	2	2	2
				24*	21	19	19	19
FASRON 5	OCEANA	F11F 1	A6	1				
		F9F 8B	A6	3	4	4	4	4
		F9F 8B	G5	7				
		F3H 2M	A1	1				
		FJ 3	G5	2				
		SNB 5	A6	2	2	2	2	2
				16*	6	6	6	6
FASRON 6	JACKSONVILLE	F9F 8	B	5				
		F9F 8	G5	1				
		F9F 8B	AO	1				
		F9F 8B	A6	1	2	2	2	2
		F9F 8B	G5	4				
		FJ 3M	G5	1				
		AD 6	A6	1				
		AD 4NA	A6	1				
		R4Y 1	A2		1	1	1	1
		R4Y 1	A6	1				
		SNB 5	AO	1				
		SNB 5	A6	3	3	3	3	3
		HUP 2	A6	1				
				21*	6	6	6	6
FASRON 9	CECIL FIELD	F9F 5	A6	2				
		F2H 2	AO	1				
		FJ 3	B	2				
		F2H 3	G5	1				
		AD 6	A6	2				
		AD 5	A6	1				
		AD 4NA	A6	1				
		JRB 4	A6	1	1	1		
		SNB 5	A6	2	2	1	1	1
				13*	3	2	1	1
FASRON 51	SANFORD	F9F 5	AO	1				
		F9F 5	A6	5	6			
		AD 4B	A6	1				
		AD 4	A6	1				
		TV 2	A6	3	2	2	2	2
		SNB 5	A6	1	2	2	2	2
				12*	10	4	4	4
FASRON 101	QUONSET PNT	P2V 5F	A6		1			
		SNB 5	A6		1	1	1	1
		SNB 5	A8	1				
		R4D 6Q	A2	1				
				2*	2	1	1	1
FASRON 102	NORFOLK	P2V 7	A5	1				
		P5M 1	A	7				
		R5D 4R	A2	1				
		R4D 5 6	A2		3	3	3	3
		R4Y 1	A2	1	1	1	1	1
		SNB 5	AO	1				
		SNB 5	A6	1	2	2	2	2
				12*	6	6	6	6
FASRON 104	PORT LYAUTEY	FJ 3M	B	1				
		AD 6	A	2				
		AD 5N	G5	1				
		AD 5W	A	1				
		R4D 8	A2	1	1	1	1	1
		SNB 5	A6	2	2	2	2	2
				8*	3	3	3	3
FASRON 105	ROOSEVLT RDS	UF 1	A2	1	1	1	1	1
				1*	1	1	1	1
FASRON 106	ARGENTIA	R5D 2 3	A2		2	2	2	2
		R5D 2	A2	1				
		SNB 5	A6	1	1	1	1	1
				2*	3	3	3	3
FASRON 107	ICELAND	UF 1	A2	1	1	1	1	1
				1*	1	1	1	1
FASRON 108	BRUNSWICK	P2V 5F	B	1				
		R4D 5 6	A2		1	1	1	1
		SNB 5	A6	1	1	1	1	1
		R4D 5S	A2	1				
				3*	2	2	2	2
FASRON 109	JACKSONVILLE	P2V 7	B	3				
		P2V 5F	A6		1			
		R4D 5 6	A2			1	1	1
		SNB 5	A6	1	1	1	1	1
		R4D 6S	A2	1				
				5*	2	2	2	2
FASRON 111	BERMUDA	PBM 5S2	A2	1				
		UF 1	A2	1	2	2	2	2
				2*	2	2	2	2
FASRON 121	CHINCOTEAGUE	SNB 5	A6	1	1	1	1	1
				1*	1	1	1	1

[redacted]

22

DECLASSIFIED

TOTAL PROGRAM & NON-PROGRAM AIRCRAFT

TABLE 2 LOCATION OF AIRCRAFT INVENTORY AND PLANNED OPERATING ASSIGNMENTS

BY COMMAND AND UNIT

31 MAY 1957

LANT UNIT	LOCATION	MODEL	INVENTORY STATUS	INVENTORY NO. OF A/C	PLANNED ASSIGNMENTS 30 JUN 1957	30 SEP 1957	31 DEC 1957	31 MAR 1958
FASRON SPEC 200	LONDON	R5D Z	A2		1	1	1	1
		R5D 2Z	A2	1				
		R4D 8	A2	2	2	2	2	2
		R4D 5 6	A2		1	1	1	1
		R4D 6	A2	1				
		SNB 5	A6	3	3	3	3	3
				7*	7	7	7	7
FASRON SPEC 201	MALTA	R4D 8	A2	1	1	1	1	1
				1*	1	1	1	1
FLEET UTILITY AND DRONE CONTROL SQDNS								
VU 2	QUONSET PNT	F9F 6	A8	2	2	2	2	2
		FJ 3	A8	4	5	5	5	5
		JD 1	AQ	1				
		JD 1	A8	7	8	8	8	8
		TV 2	A8	1				
		SNB 5	A8	1	1	1	1	1
				16*	16	16	16	16
VU 4	CHINCOTEAGUE	F9F 6	A8	1	2	1	1	1
		F9F 5	A8	1				
		F9F 6P	A8	4				
		F9F 6D	A8	1	10	10	10	10
		UF 1	A2		1	1	1	1
		UF 1	A8	1				
		JD 1	AQ	1				
		JD 1	A8	6	5	5	5	5
		JD 1D	A8	2	3	3	3	3
		SNB 5	A8	1	1	1	1	1
		T 28B	A8	2				
		T 28BD	A8	3	4	4	3	3
		F6F 5K	AQ	1				
		F6F 5K	A8	12				
		F6F 5K	B	6				
				43*	26	25	24	24
VU 6K	NORFOLK	SNB 5	A8	1	1	1	1	1
				1*	1	1	1	1
VU 10	GTMO BAY	F9F 6	A8	2	3	2	2	1
		F9F 6	G6	1				
		F9F 6D	A8		10	10	10	10
		F7F 2D	AQ	1				
		F7F 2D	A8	4	5	4		
		UF 1	A2		1	1	1	1
		UF 1	A8	1				
		JD 1	AQ	1				
		JD 1	A8	11	12	12	12	12
		JD 1D	A8	2	3	3	3	3
		SNB 5	A8	2	1	1	1	1
		F6F 5K	A8	19				
				44*	35	33	29	28
MILITARY AIR TRANSPORT SQDNS								
VR 6	MCGUIRE AFB	R6D 1	A7	11	12	12	12	12
				11*	12	12	12	12
FLEET LOGISTIC SUPPORT TRANSPORT SQDNS								
VR 1	PTXNT RIVER	R5D 3	A2	2				
		R5D 4R	A2		1	1	1	1
		R6D 1Z	A2	2	3	3	3	3
		R6D 1Z	G5	1				
		R5D Z	A2		1	1	1	1
		R5D 2Z	A2	1				
		R4Y 1	A2	9	12	12	12	12
		R4Y 1	EL	3				
				18*	17	17	17	17
VR 22	NORFOLK	R6D 1	A2	7	9	9	9	9
		R4Y 1	A2	1	1	1	1	1
		TF 1	A2	6	6	6	6	6
		TF 1	G9	1				
				15*	16	16	16	16
VR 24	PORT LYAUTEY	R5D 2 3	A2		6	6	6	6
		R5D 3	A2	5				
		R9D 2	A2	2				
		TF 1	A2		6	6	6	6
				7*	12	12	12	12
VR 24 DET	NAPLES	TF 1	A2	4				
		TF 1	G9	2				
				6*				
VR 31 F6M	NORFOLK	R4D 8	A2	1	1	2	2	2
		SNB 5	A2	1	1	1	1	1
				2*	2	3	3	3

LANT UNIT	LOCATION	MODEL	INVENTORY STATUS	INVENTORY NO. OF A/C	PLANNED ASSIGNMENTS 30 JUN 1957	30 SEP 1957	31 DEC 1957	31 MAR 1958
HEAVY ATTACK TRAINING UNIT								
HATU	SANFORD	P2V 3B	A5	5	8	8	9	9
		R4D 6S	A5	1				
				6*	8	8	9	9
FLEET BASES OVERSEAS								
NAVSTA	ARGENTIA	UF 1	A2	2	2	2	2	2
		HUP 2	A2	1	1	1	1	1
				3*	3	3	3	3
NAF	NAPLES	F9F 8	G6	1				
		R6D 1Z	A2	1	1	1	1	1
		R4D 8	A2	2	2	2	2	2
		UF 1	A2	1	1	1	1	1
		JD 1	AK	1				
		JD 1	A2	3	3	3	3	3
		SNB 5	A6	6	4	4	4	4
				15*	11	11	11	11
HDQTRS CNFGER	BERLIN	R4D 6	A8	1				
				1*				
NAF	LAGES	UF 1	A2				1	1
				*			1	1
HDQTRS CMEF	DHAHRAN AFB	R4D 8	A2	1	1	1	1	1
				1*	1	1	1	1
NAF ADV BASE	PORT LYAUTEY	R4D 5 6	A2		1	1	1	1
		R4D 6	A2	1				
		UF 1	A2	1	1	1	1	1
		SNB 5	A6	1	1	1	1	1
		HUP 2	A2		1	1	1	1
		HUP 2	A8	1				
				4*	4	4	4	4
NAVACT SPAIN	MADRID	R4D 8	A2	1	1	1	1	1
		SNB 5	A6		1	1	1	1
		HUP 2	A2		1	1	1	1
				1*	3	3	3	3
CV AND AV UTILITY AIRCRAFT								
CVA 9 ESSEX	NORFOLK	AD 5	A6		1	1	1	1
		TF 1	A2				1	1
		SNB 5	A6		1	1		
				*	2	2	2	2
CVA11 INTREPID	QUONSET PNT	AD 5	A6		1	1		
		AD 4	A6	1				
		TF 1	A2		1	1		
				1*	2	2		
CVA15 RANDOLPH	NORFOLK	AD 5	A6			1	1	1
		AD 4	A6	1				
		AD 3Q	A6		1			
		TF 1	A2		1	1	1	1
		TF 1	A6	1				
				2*	2	2	2	2
CVS32 LEYTE	NORFOLK	SNB 5	A6	1	1	1	1	1
				1*	1	1	1	1
CVA39 CHMPLAIN	MAYPORT	AD 5	A6			1	1	1
		AD 4Q	A6	1				
		AD 3Q	A6		1			
		TF 1	A2		1	1	1	1
		TF 1	A6	1				
				2*	2	2	2	2
CVA40 TARAWA	NEWPORT	SNB 5	A6	1	1	1	1	1
				1*	1	1	1	1
CVA 42 FDR	MAYPORT	AD 5	A6		1	1	1	1
		AD 4	A6	1				
		TF 1	A2		1	1	1	1
		TF 1	A6	1				
				2*	2	2	2	2

[redacted]

DECLASSIFIED

TOTAL PROGRAM & NON-PROGRAM AIRCRAFT

[redacted]

TABLE 2 LOCATION OF AIRCRAFT INVENTORY AND PLANNED OPERATING ASSIGNMENTS

BY COMMAND AND UNIT

31 MAY 1957

LANT UNIT	LOCATION	MODEL	INVENTORY STATUS	INVENTORY NO. OF A/C	PLANNED ASSIGNMENTS 30 JUN 1957	30 SEP 1957	31 DEC 1957	31 MAR 1958
CVA59 FORRESTAL	NORFOLK	AD 5	A6			1	1	1
		AD 4Q	A6		1			
		TF 1	A2		1	1	1	1
		TF 1	A6	1				
				1*	2	2	2	2
CVA 60 SARATOGA	NEW YORK	AD 5	A6	1	1	1	1	1
		TF 1	A2		1	1	1	1
		TF 1	A6	1				
		TF 1	G9	1				
				3*	2	2	2	2
CVA 61 RANGER	NEWPORT NEWS	TF 1	A2				1	1
				*			1	1
CVS45 VALY FRG	NORFOLK	SNB 5	A6	1	1	1	1	1
				1*	1	1	1	1
CVA 18 WASP	NORFOLK	SNB 5	A6	1	1	1	1	1
				1*	1	1	1	1
CVL48 SAIPAN	NORFOLK	SNB 5	A6	1				
				1*				
AV7 CURRITUCK	NORFOLK	SNB 5	A6	1				
				1*				
MARINE AIR FMF & FORCE AVIATION HDQTR SQDNS								
H&HS AFMFLNT	NORFOLK	F9F 5	AO	1				
		F9F 5	A6	1				
		R4D 8	A2	1	1	1	1	1
		R4Y 1	A2	1	1	1	1	1
		TV 2	A6	2	2	2	2	2
		SNB 5	A6		2	2	2	2
		SNB 4	A6	2				
				8*	6	6	6	6
FORAVAHQGRU	CHERRY POINT	AD 5N	A5	1				
		R5D 2 3	A2		1	1	1	1
		R5D 3	A5	1				
		R4D 8	A5	1				
				3*	1	1	1	1
MARINE FLEET TRAINING SQDNS								
VMFT 20	PTXNT RIVER	F9F 5	A4	11				
		FJ 3	A4		12	12	12	12
				11*	12	12	12	12
VMAT 20	CHERRY POINT	F9F 8B	AM	2				
		F9F 8B	A4	4	6	12	12	12
		F9F 5	A4	6				
				12*	6	12	12	12
VMFTAW 20	CHERRY POINT	F3D 2	AM	1				
		F3D 2	A4	6	6	4	4	4
		F3D 2T2	A4	3	4	8	8	8
		PV 2T1	AM	1				
		PV 2T1	A4	1				
				12*	10	12	12	12
VMIT 20	CHERRY POINT	TV 2	A4	11	12	12	12	12
		F9F 8T	A4	2	2	2	2	2
				13*	14	14	14	14
TENTH NAVAL DISTRICT								
NAVSTA 10 ND	TRINIDAD	UF 1	A2		1	1	1	1
				*	1	1	1	1
NAS 10 NAVDST	GTMO BAY	OY 2	A2	1				
		UF 1	A2	2	2	2	2	2
		SNB 5	A6	1	2	1	1	1
		HUP 2	A2	1	1	1	1	1
				5*	5	4	4	4
NAS 10 NAVDST	ROOSEVLT RDS	R4D 8	A2		1	1	1	1
		UF 1	A2	1	2	2	2	2
		SNB 5	A6		1	1	1	1
		HUP 2	A2	1	1	1	1	1
				2*	5	5	5	5
NAVSTA 10 ND	SAN JUAN	R4D 8	A2	1				
		SNB 5	A6	1				
		HUP 2	A8	1				
				3*				

LANT UNIT	LOCATION	MODEL	INVENTORY STATUS	INVENTORY NO. OF A/C	PLANNED ASSIGNMENTS 30 JUN 1957	30 SEP 1957	31 DEC 1957	31 MAR 1958
FIFTEENTH NAVAL DISTRICT								
NAVSTA 15 ND	COCO SOLO	R4Y 1	A2	1	1	1	1	1
				1*	1	1	1	1
NAVAL ATTACHES AND MISSIONS LANT								
ATT ATHENS	GREECE	UF 1	A8	1	1	1	1	1
				1*	1	1	1	1
ATT BAGHDAD	IRAQ	R4D 5 6	A8		1	1	1	1
		R4D 5	A8	1				
				1*	1	1	1	1
ATT CAIRO	EGYPT	R4D 5 6	A8		1	1	1	1
		R4D 6	A8	1				
				1*	1	1	1	1
ATT COPENHAGEN	DENMARK	R4D 5 6	A8		1	1	1	1
		R4D 5	A8	1				
				1*	1	1	1	1
ATT MEXICO CTY	MEXICO	R4D 5 6	A8		1	1	1	1
		R4D 6	A8	1				
				1*	1	1	1	1
ATT NEW DELHI	INDIA	R4D 5 6	A8		1	1	1	1
		R4D 6	A8	1				
				1*	1	1	1	1
ATT OSLO	NORWAY	UF 1	A8	1	1	1	1	1
				1*	1	1	1	1
ATT TEHRAN	IRAN	R4D 5 6	A8		1	1	1	1
		R4D 6	A8	1				
				1*	1	1	1	1
MISSION ANKARA	TURKEY	R4D 5 6	A8		1	1	1	1
		R4D 6	A8	1				
				1*	1	1	1	1
MISSION BOGOTA	COLOMBIA	R4D 5 6	A8		1	1	1	1
		R4D 6	A8	1				
				1*	1	1	1	1
MISSION HAVANA	CUBA	SNB 5	A8	1	1	1	1	1
				1*	1	1	1	1
MISSION LIMA	PERU	R4D 5 6	A8		1	1	1	1
		R4D 5	A8	1				
				1*	1	1	1	1
MISSION QUITO	ECUADOR	R4D 5 6	A8		1	1	1	1
		R4D 6	A8	1				
				1*	1	1	1	1
MISSION RIO DJ	BRAZIL	R4D 6R	A8	1	1	1	1	1
				1*	1	1	1	1
MISSION VLPRSO	CHILE	R4D 5 6	A8		1	1	1	1
		R4D 6	A8	1				
				1*	1	1	1	1
NAV ADV GROUP	BUENOS AIRES	R4D 5 6	A8		1	1	1	1
		R4D 6	A8	1				
				1*	1	1	1	1
				2677	2457	2465	2489	2482

[redacted]

TOTAL PROGRAM & NON-PROGRAM AIRCRAFT

TABLE 2 LOCATION OF AIRCRAFT INVENTORY AND PLANNED OPERATING ASSIGNMENTS

DECLASSIFIED

BY COMMAND AND UNIT

31 MAY 1957

PAC UNIT	LOCATION	MODEL	INVENTORY STATUS	INVENTORY NO. OF A/C	PLANNED ASSIGNMENTS 30 JUN 1957	30 SEP 1957	31 DEC 1957	31 MAR 1958
CARRIER AIR GROUPS								
CVG 2								
VF 23	MOFFETT FLD	F4D 1	A1	12	14	14	14	14
				12*	14	14	14	14
VF 24	MIRAMAR	F3H 2M	A1	3	12	12	12	12
		FJ 3	A1	10				
				13*	12	12	12	12
VA 26	MOFFETT FLD	F9F 8	AJ	1				
		F9F 8	A1	13	14	14	14	14
				14*	14	14	14	14
VA 63	ABD SHANGRLA	F9F 8	AJ	2				
		F9F 8	A1	3	14			
		F9F 8B	A1	1				
		FJ 4B	A1			14	14	14
				6*	14	14	14	14
VF 64	ALAMEDA	F2H 3	A1	7	8	5	5	
		F3H 2	A1			2	14	14
				7*	8	7	19	14
VA 65	ALAMEDA	AD 6	AJ	1				
		AD 6	A1	7	14	14	14	14
		AD 5	A1	1	1	1	1	1
				9*	15	15	15	15
CVG 5								
VF 51	MIRAMAR	F11F 1	A1				4	14
		FJ 3	AJ	1				
		FJ 3	A1	7	14	14	10	
		FJ 3M	A1	3				
		FJ 3M	G9	3				
				14*	14	14	14	14
VF 52	ALAMEDA	F2H 3	AJ	1				
		F2H 3	A1	11	12	12	12	12
				12*	12	12	12	12
VF 53	MOFFETT FLD	F8U 1	A1					14
		FJ 3	AJ	1				
		FJ 3	A1	6				
		FJ 3M	A1	7	14	14	14	
				14*	14	14	14	14
VA 54	MIRAMAR	AD 7	A1	7	7	7	14	14
		AD 6	A1	7	7	7		
		AD 5	A1	1	1		1	1
		AD 4Q	A1		1	1		
				15*	16	15	15	15
VA 55	ABD HANCOCK	FJ 4B	A1				7	14
		AD 7	A1	6	7	7		
		AD 6	A1	6	7	7	7	
		AD 5	A1			1	1	1
		AD 4Q	AJ	1				
		AD 4Q	A8		1	1		
				13*	15	16	15	15
VA 56	MIRAMAR	F9F 8	A1	14	14	14	14	10
		A4D 2	A1					4
				14*	14	14	14	14
CVG 9								
VF 91	ALAMEDA	F11F 1	A1					4
		FJ 3	AJ	1				
		FJ 3	A1	13	14	14	14	10
				14*	14	14	14	14
VF 92	ALAMEDA	F2H 3	AJ	2				
		F2H 3	A1	10	14	14	14	14
				12*	14	14	14	14
VA 93	ALAMEDA	A4D 1	A1	14	14	14	14	14
				14*	14	14	14	14
VF 94	MOFFETT FLD	F9F 8B	A1	14	4			
		FJ 3	A1		7	7		
		FJ 3M	A1		3	7	14	14
				14*	14	14	14	14
VA 95	ALAMEDA	AD 7	A1	12	12	12	12	12
		AD 6	A1	1				
		AD 5	A1	1	1			1
				14*	13	12	12	13
VA 96	MIRAMAR	AD 7	A1	7	7	7	7	7
		AD 6	A1	7	7	7	7	7
		AD 5	A1	1	1			1
		AD 4Q	A1				1	
				15*	15	14	15	15
CVG 11								
VF 111	ALAMEDA	F9F 8	A1	3				
		F9F 8B	A1	11	4			
		FJ 3	A1		10	14		
		FJ 3M	A1				14	14
		F9F 8T	A1	1	1	1	1	1
				15*	15	15	15	15
VF 112	MIRAMAR	F9F 8B	A1	2				
		F3H 2M	AJ	1				
		F3H 2M	A1	11	12	12	12	12
				14*	12	12	12	12
VA 113	MIRAMAR	F9F 8B	A1	11	6			
		A4D 1	A1	3	7	14	14	14
				14*	13	14	14	14
VF 114	MIRAMAR	F3H 2N	AJ	1				
		F3H 2N	A1	10	14	14	14	14
				11*	14	14	14	14
VA 115	MIRAMAR	AD 6	AJ	1				
		AD 6	A1	12	14	14	14	14
		AD 5	A1	1	1	1	1	
				14*	15	15	15	14
VA 116	ABD HANCOCK	F7U 3M	AJ	1				
		F7U 3M	A1	8	14	14		
		FJ 4B	A1				14	14
				9*	14	14	14	14
CVG 12								
VF 121	ABD LEXINGTN	F11F 1	A1				14	14
		FJ 3M	A1	14	14	14		
				14*	14	14	14	14
VF 122	MIRAMAR	F3H 2N	AJ	2				
		F3H 2N	A1	10	14	10	10	14
				12*	14	10	10	14
VF 123	ABD LEXINGTN	F9F 8	AJ	1				
		F9F 8	A1	9	14	14	14	
		F4D 1	A1					14
				10*	14	14	14	14
VF 124	ABD LEXINGTN	F3H 2	A1				4	4
		F3H 2N	AJ	1				
		F3H 2N	A1	9	14	10	10	10
				10*	14	10	14	14
VA 125	MIRAMAR	A4D 2	A1					10
		AD 7	A1	8	7	7	7	
		AD 6	A1	6	7	7	7	4
		AD 5	A1				1	1
		AD 4Q	A8			1		
				14*	14	15	15	15
VA 126	MIRAMAR	F9F 8B	A1	13	14	14	14	
		FJ 4B	A1					14
		F9F 8T	A1		1	1	1	1
				13*	15	15	15	15
CVG 14								
VF 141	MIRAMAR	F4D 1	AJ	1				
		F4D 1	A1	14	14	10	10	14
				15*	14	10	10	14
VF 142	ABD HORNET	F8U 1	A1			6	14	14
		FJ 3M	A1	13	14	6		
				13*	14	12	14	14
VF 143	ABD HANCOCK	F8U 1	A1				14	14
		FJ 3M	AJ	1				
		FJ 3M	A1	13	14	14		
				14*	14	14	14	14
VF 144	ABD HORNET	F9F 8	A1	13	14			
		F4D 1	A1			14	14	14
				13*	14	14	14	14
VA 145	ABD HORNET	AD 6	A1	14	14	14	14	14
		AD 5	A1			1	1	1
		AD 4Q	A1	1				
		AD 4Q	A8		1			
				15*	15	15	15	15
VA 146	ABD HORNET	F9F 8	A1	12	14	14		
		F9F 8B	A1	1				
		FJ 4B	A1				14	14
				13*	14	14	14	14

DECLASSIFIED

TOTAL PROGRAM & NON-PROGRAM AIRCRAFT

TABLE 2 LOCATION OF AIRCRAFT INVENTORY AND PLANNED OPERATING ASSIGNMENTS

BY COMMAND AND UNIT

31 MAY 1957

PAC UNIT	LOCATION	MODEL	INVENTORY STATUS	INVENTORY NO. OF A/C	PLANNED ASSIGNMENTS 30 JUN 1957	30 SEP 1957	31 DEC 1957	31 MAR 1958
CVG 15								
VA 151	ALAMEDA	F9F 8	A1	6		10	10	10
		F9F 8B	A1	9	14	4	4	4
		F9F 8T	A1	1	1	1	1	1
				16*	15	15	15	15
VF 152	MOFFETT FLD	F9F 8B	A1	1				
		F2H 3	AJ	2				
		F2H 3	A1	8	12	12	12	12
				11*	12	12	12	12
VA 153	MOFFETT FLD	F9F 8B	A1	1				
		A4D 1	A1	10	14	14	14	14
				11*	14	14	14	14
VF 154	MOFFETT FLD	F8U 1	A1	3	6	14	14	14
		FJ 3	A1	13	8			
				16*	14	14	14	14
VA 155	MOFFETT FLD	AD 7	A1	7	7	7	7	7
		AD 6	A1	6	7	7	7	7
		AD 5	A1	1	1	1	1	
				14*	15	15	15	14
VA 156	MOFFETT FLD	F11F 1	A1	3	3	14	14	14
		F9F 8B	A1	10	12			
				13*	15	14	14	14
CVG 19								
VF 191	ABD YORKTOWN	F11F 1	A1			6	14	14
		FJ 3	A1	16	16	8		
				16*	16	14	14	14
VA 192	ABD YORKTOWN	F9F 8	A1	6				
		F9F 8B	AJ	1				
		F9F 8B	A1	8	16	16		
		FJ 4B	A1				14	14
				15*	16	16	14	14
VF 193	ABD YORKTOWN	F2H 3	A1	8	8	8	8	
		F4D 1	A1			8	10	14
				8*	8	16	18	14
VF 194	ALAMEDA	F2H 3	A1	12	12	12	12	6
		F3H 2	A1					8
				12*	12	12	12	14
VA 195	ABD YORKTOWN	AD 6	A1	14	14	14	14	14
		AD 5	A1			1	1	1
		AD 4Q	A1	1				
		AD 4Q	A8		1			
				15*	15	15	15	15
VA 196	ALAMEDA	AD 6	A1	14	14	14	14	14
		AD 5	A1	1	1	1	1	1
				15*	15	15	15	15
CVG 21								
VF 211	MOFFETT FLD	F8U 1	A1	5	8	14	14	14
		FJ 3	A1	4	6			
		FJ 3M	AJ	2				
		FJ 3M	A1	1				
		FJ 3M	G9	1				
				13*	14	14	14	14
VA 212	ABD RICHARD	F7U 3	A1	1				
		F9F 8B	A1	10	12			
		FJ 4B	A1			14	14	14
				11*	12	14	14	14
VF 213	ABD RICHARD	F2H 3	A1		1			
		F4D 1	A1	4	14	14	14	14
				4*	15	14	14	14
VA 214	MOFFETT FLD	F9F 8	A1	2	4	6	6	6
		F9F 8B	A1	13	10	8	8	8
		F9F 8T	A1	1	1	1	1	1
				16*	15	15	15	15
VA 215	ABD RICHARD	AD 6	A1	10	14	14	14	14
		AD 5	A1	1	1	1	1	1
				11*	15	15	15	15
VA 216	MOFFETT FLD	AD 7	A1	14	14	14	14	14
		AD 5	A1	1	1	1		
				15*	15	15	14	14
AIR LANT UNITS a/								
VF 21	ABD BENINGTN	FJ 3	A1	1				
				1*				
VA 42	ABD BENINGTN	AD 6	A1	1				
				1*				
CARRIER SPECIAL SQDNS PHOTOGRAPHIC								
VFP 61	MIRAMAR	F8U 1P	A1				2	6
		F9F 8P	AJ	3				
		F9F 8P	A1	22	33	34	34	34
		F2H 2P	AJ	2				
		F2H 2P	A1	11	15	14	12	8
		TV 2	A4	1				
		F9F 8T	A1	1				
		SNB 5P	A4	2	1	1	1	1
				42*	49	49	49	49
DET E	ABD YORKTOWN	F9F 8P	A1	3				
				3*				
DET F	ABD HORNET	F9F 8P	A1	3				
				3*				
DET G	ABD LEXINGTN	F9F 8P	A1	3				
				3*				
DET I	ABD HANCOCK	F2H 2P	A1	2				
				2*				
CARRIER SPECIAL SQDNS NIGHT								
VAAW 35	NORTH ISLAND	AD 5N	AJ	2				
		AD 5N	A1	37	52	51	48	45
		AD 5Q	A1			1	4	7
		S2F 1	A1	1				
		TF 1Q	A1	2	2	2	2	2
		SNB 5	A4	1	1	1	1	1
				43*	55	55	55	55
DET E	ABD YORKTOWN	AD 5N	A1	4				
				4*				
DET F	ABD HORNET	AD 5N	A1	4				
				4*				
DET G	ABD LEXINGTN	AD 5N	A1	4				
				4*				
DET I	ABD HANCOCK	AD 5N	A1	4				
				4*				
CARRIER SPECIAL SQDNS AIR EARLY WARNING								
VAW 11	NORTH ISLAND	AD 5W	AJ	1				
		AD 5W	A1	35	48	48	48	48
		SNB 5	A4	1	1	1	1	1
				37*	49	49	49	49
DET E	ABD YORKTOWN	AD 5W	A1	3				
				3*				
DET F	ABD HORNET	AD 5W	A1	3				
				3*				
DET G	ABD LEXINGTN	AD 5W	A1	3				
				3*				
DET I	ABD HANCOCK	AD 5W	A1	2				
				2*				
CARRIER SPECIAL SQDNS INTERCEPT								
VFAW 3	MOFFETT FLD	F8U 1	A1	6	6	6	6	6
		F3H 2M	A1	6				
		FJ 4B	A1	1	6	6	6	6
		FJ 4B	A9	5				
		F3H 2N	A1	1				
		F4D 1	A1	3	6	6	6	4
		A4D 1	A1	6	6	6	6	6
		SNB 5	A4	1	1	1	1	1
				29*	25	25	25	23

a/ AIRLANT UNITS DEPLOYED TO AIRPAC.

TOTAL PROGRAM & NON-PROGRAM AIRCRAFT

DECLASSIFIED

TABLE 2 LOCATION OF AIRCRAFT INVENTORY AND PLANNED OPERATING ASSIGNMENTS

BY COMMAND AND UNIT

31 MAY 1957

PAC UNIT	LOCATION	MODEL	INVENTORY STATUS	INVENTORY NO. OF A/C	PLANNED ASSIGNMENTS 30 JUN 1957	30 SEP 1957	31 DEC 1957	31 MAR 1958
HEAVY ATTACK SQDNS								
VAH 6	NORTH ISLAND	A3D 2	A1				4	11
		AJ 2	AJ	4				
		AJ 2	A1	8	24	24	24	24
		AJ 2	G9	1				
		P2V 5F	A1	1	1			
		P2V 3B	A5	3	7	7	7	7
		P2V 3B	G9	2				
				19*	32	31	35	42
DET O	ATSUGI	AJ 2	A1	1				
				1*				
DET E	ABD YORKTOWN	AJ 2	A1	3				
				3*				
DET F	ABD HORNET	AJ 2	A1	3				
				3*				
DET G	ABD LEXINGTN	AJ 2	A1	2				
				2*				
DET I	ABD HANCOCK	AJ 2	A1	3				
				3*				
VAH 8	NORTH ISLAND	A3D 2	A1			4	12	12
				*		4	12	12
GUIDED MISSILE GROUP								
GMGRU 1	BARBERS PNT	FJ 3D	A1	4	14	14	14	14
		FJ 3D	A2	1				
		FJ 3D	G9	2				
		F9F 5KD	A1		2	2	3	3
		F9F 2KD	A1	2	3	3	2	2
		F9F 2KD	A2	1				
		SNB 5	A4	1				
		SNB 5	A6		1	1	1	1
		TV 2D	A2	2	4	5	5	5
		TV 2KD	A2	1	1	1	1	1
				14*	25	26	26	26
DET G	ABD LEXINGTN	FJ 3D	A1	2				
				2*				
DET Z	POINT MUGU	FJ 3D	A1	3				
		F9F 2KD	A1	2				
		TV 2D	A2	2				
				7*				
ELECTRONIC COUNTER MEASURE SQDNS								
VQ 1	IWAKUNI	A3D 2Q	A1				1	1
		A3D 1Q	AO	1				
		A3D 1Q	A1	1	2	2	2	2
		P4M 1Q	A1	3	4	4	4	4
		P4M 1Q	G9	2				
		TV 2	A6			1	1	1
				7*	6	7	8	8
PHOTOGRAPHIC SQDNS								
VAP 61	AGANA	A3D 2P	A1					1
		AJ 2P	AJ	3				
		AJ 2P	A1	6	9	9	9	9
		SNB 5	A4	1	1			
		SNB 5P	A6	1	1	1	1	1
				11*	11	10	10	11
CARRIER ANTI SUBMARINE SQDNS								
VS 21	NORTH ISLAND	S2F 2	A1	5	6	6	6	6
		S2F 2	G9	1				
		S2F 1	A1	15	14	14	14	14
		S2F 1	G9	5				
				26*	20	20	20	20
VS 23	LOS ALAMITOS	S2F 2	A1	2	4	6	6	4
		S2F 2	G9	2				
		S2F 1	A1	20	16	14	14	16
				24*	20	20	20	20
VS 37	ABD PHIL SEA	S2F 2	A1	8	10	6	6	4
		S2F 1	A1	13	10	14	14	16
				21*	20	20	20	20
VS 38	NORTH ISLAND	S2F 2	A1	6	6	6	6	4
		S2F 1	A1	18	14	14	14	16
				24*	20	20	20	20
HELICOPTER ANTI SUBMARINE SQDNS								
HS 2	ABD PHIL SEA	SNB 5	A4			1	1	1
		HSS 1	A1	15	14	14	14	14
				15*	14	15	15	15
HS 4	REAM FLD	SNB 5	A4	2	1	1	1	1
		HSS 1	AJ	2				
		HSS 1	A1	6	14	14	14	14
				10*	15	15	15	15
HS 6	REAM FLD	SNB 5	A4	1	1	1	1	1
		HSS 1	A1	11	14	14	14	14
		HO4S 3	A1	3				
				15*	15	15	15	15
HS 8	REAM FLD	SNB 5	A4		1			
		HSS 1	A1	14	14	14	14	14
				14*	15	14	14	14
PATROL SQDNS LAND PLANE								
VP 1	WHDBY ISLAND	P2V 5F	A1	12	12	12	12	12
				12*	12	12	12	12
VP 2	WHDBY ISLAND	P2V 7	A1	12	12	12	12	12
				12*	12	12	12	12
VP 4	NAHA	P2V 7	A1					6
		P2V 5F	A1	12	12	12	12	6
				12*	12	12	12	12
VP 6	BARBERS PNT	P2V 5F	A1	11	12	12	12	12
				11*	12	12	12	12
VP 9	ALAMEDA	P2V 7	A1	8	12	12	12	12
		P2V 7	G9	4				
				12*	12	12	12	12
VP 19	KODIAK	P2V 7	A1	10	12	12	12	12
				10*	12	12	12	12
VP 22	IWAKUNI	P2V 5F	A1	12	12	12	12	12
				12*	12	12	12	12
VP 28	BARBERS PNT	P2V 5F	A1	11	12	12	12	12
				11*	12	12	12	12
PATROL SQDNS SEA PLANE								
VP 40	NORTH ISLAND	P5M 1	AJ	9				
		P5M 1	A1	5	12	12	12	12
				14*	12	12	12	12
VP 42	NORTH ISLAND	P5M 2	A1	12	12	12	12	12
				12*	12	12	12	12
VP 46	SANGLEY PNT	P5M 1	AJ	2				
		P5M 1	A1	8	12	12	12	12
				10*	12	12	12	12
VP 47	ALAMEDA	P5M 2	AJ	1				
		P5M 2	A1	9	12	12	12	12
				10*	12	12	12	12
VP 48	NORTH ISLAND	P5M 1	AJ	3				
		P5M 1	A1	9	12	12	12	12
				12*	12	12	12	12
VP 50	IWAKUNI	P5M 2	A1	10	12	12	12	12
				10*	12	12	12	12
MINING SQDNS LAND PLANE								
VAH 2	NORTH ISLAND	F3D 2	AJ	1				
		F3D 2	A1	1				
		A3D 2	AJ	1				
		A3D 2	A1	11	12	12	12	12
				14*	12	12	12	12
VAH 4	WHDBY ISLAND	F3D 2	A1	1				
		F3D 2T	A1	1				
		A3D 2	A1	11	12	12	12	12
				13*	12	12	12	12
MINING SQDNS SEA PLANE								
VAHM 10	WHDBY ISLAND	P2V 6	AJ	1				
		P2V 6	A1	4				
		P2V 6M	A1	4				
		P2V 5F	A1	5	12	12	12	12
				14*	12	12	12	12

DECLASSIFIED

TABLE 2 LOCATION OF AIRCRAFT INVENTORY AND PLANNED OPERATING ASSIGNMENTS

BY COMMAND AND UNIT

31 MAY 1957

PAC UNIT	LOCATION	MODEL	INVENTORY STATUS	INVENTORY NO. OF A/C	PLANNED ASSIGNMENTS 30 JUN 1957	30 SEP 1957	31 DEC 1957	31 MAR 1958
FLEET AIR EARLY WARNING SQDNS								
VW 1	BARBERS PNT	WV 2	A2	2	9	11	12	12
		WV 2	D3	1				
		WV 2	D9	4				
		R7V 1	A2		1	1	1	1
		R7V 1	A5	1				
				8*	10	12	13	13
DET A	CUBI PNT	WV 2	A2	3				
				3*				
VW 3	AGANA	P2V 5JF	A2	3	3	3	3	3
		WV 3	A2	2	3	3	3	3
		WV 3	D9	1				
		WV 2	A2				4	4
				6*	6	6	10	10
BARRIER SQUADRONS DISTANT WARNING								
VW 12	BARBERS PNT	WV 2	A2		9	10	12	12
		R7V 1	A5		1	1	1	1
				*	10	11	13	13
VW 14	BARBERS PNT	WV 2	A2		9	10	12	12
		R7V 1	A5		1	1	1	1
				*	10	11	13	13
VW 16	BARBERS PNT	WV 2	A2		9	12	12	12
		R7V 1	A5		1	1	1	1
				*	10	13	13	13
AEWMATRON 2	BARBERS PNT	WV 2	A1	1				
		WV 2	A2	23				
		WV 2	D9	2				
		R7V 1	A5	6				
		SNB 5	A6	3	4	4	4	3
				35*	4	4	4	3
HELICOPTER RECONNAISSANCE SAR SQDNS								
HU 1	REAM FLD	SNB 5	A4		1	1	1	1
		SNB 5P	A4	1				
		HO4S 3	A2	1	1	1	1	1
		HRS 3	A2	1	1	1	1	1
		HUL 1	A2	8	8	10	10	10
		HUP 2	AK	1				
		HUP 2	A2	8	26	26	26	26
		HTL 5	AK	2				
		HTL 5	A2		3			
		HTL 4	A2	18	6	4	3	
				40*	46	43	42	39
DET 1	OPPAMA	HUP 2	A1	1				
		HUP 2	A2	12				
				13*				
DET 2	BARBERS PNT	HUP 2	A2	1				
				1*				
MARINE HEADQUARTERS SQDNS								
MARS 17	IWAKUNI	F9F 8	A1					1
		F9F 8B	A1	1	3	2	1	
		FJ 4	A2		2	2	2	2
		FJ 2	DA	1				
		F3D 2	D1	3				
		F3D 2M	B	2				
		A4D 1	A1				2	2
		AD 6	A2	7	7	7	7	7
		AD 6	B	1				
		R5D 2 3	A2		1	1	1	1
		R5D 2	A4	1				
		R4D 8	A2	1	5	5	5	5
		R4D 8	A4	2				
		TV 2	AM	1				
		TV 2	A4	2	2	2	2	2
		SNB 5	A4	2	2	2	2	2
				24*	22	21	22	22
HMS FORAV	EL TORO	SNB 5	A6	3				
				3*				
H&MS 11	ATSUGI	F2H 2	A1	2				
		FJ 4	AJ	2				
		FJ 4	A1	7	4	4	4	4
		R4D 8	A2	1	1	1	1	1
		TV 2	AM	1				
		TV 2	A4	1	2	2	2	2
				14*	7	7	7	7
H&MS 12	IWAKUNI	AD 6	AJ	1				
		AD 6	A1	4	4	4	4	4
		R4D 8	A2	1	1	1	1	1
		TV 2	A4			2	2	2
		HOK 1	A2			1	1	1
				6*	5	8	8	8
H&MS 13	KANEOHE	FJ 4	AJ	2				
		FJ 4	A1		2	2	2	2
		F2H 4	A1	1				
		F2H 4	B	1				
		AD 5	A1	2	2	2	2	2
		R5D 4R	A2		1	1	1	1
		R5D 4R	A8	1				
		R4D 5 6	A2		1	1	1	1
		R4D 5	AQ	1				
		TV 2	A4	4	4	2	2	2
				12*	10	8	8	8
H&MS 15	EL TORO	F9F 5	A1	2				
		FJ 4	AJ	1				
		FJ 4	A1	1	2	2	2	2
		AD 5	A1	2	2	2	2	2
		R4D 8	A2	1				
		R4D 5 6	A2		1	1	1	1
		TV 2	A4	2	2	2	2	2
				9*	7	7	7	7
H&MS 16	OPPAMA	HOK 1	A2		2	2	2	2
		HRS 3	A2	3	2	2	2	1
				3*	4	4	4	3
MARS 37	EL TORO	F9F 8B	A1	1				
		F9F 5	A	2				
		F9F 5	A1	4	3	3	3	
		F9F 5	B	12				
		FJ 4	A	1				
		FJ 4	AJ	1				
		FJ 4	A1	2	3	3	3	3
		FJ 4	B	3				
		FJ 4B	A1				2	2
		AD 6	A2	3	3	3	3	3
		AD 6	B	1				
		AD 5	A2	6	6	6	6	6
		R5D 4R	A2		1	1	1	1
		R5D 4R	A8	1				
		R4D 8	A2	4	1	1	1	1
		R4D 5 6	A2		3	3	3	3
		R4D 6	A2	1				
		TV 2	A4	2	2	2	2	2
		SNB 5	A4	3	2	2	2	2
				45*	24	24	26	23
H&MS 33	EL TORO	F9F 8B	A1	2	2	2		
		F9F 5	A1	2				
		F4D 1	A1				2	2
		AD 5	A1	2	2	2	2	2
		R4D 5 6	A2		1	1	1	1
		R4D 6	A2	2				
		TV 2	A4	2	2	2	2	2
				10*	7	7	7	7
H&MS 36	SANTA ANA	HOK 1	A2		2	2	2	2
		HRS 3	A2	1				
		HRS 1	AK	3				
				4*	2	2	2	2
MARINE FIGHTER SQDNS								
VMFAW 115	MOJAVE	F4D 1	A1	20	20	20	20	20
				20*	20	20	20	20
VMFAW 214	ABD HANCOCK	F2H 4	AJ	2				
		F2H 4	A1	14	20	20	20	20
				16*	20	20	20	20
VMF 232	KANEOHE	FJ 4	AJ	5				
		FJ 4	A1	19	24	24	24	24
				24*	24	24	24	24
VMF 311	EL TORO	F9F 8	A1			10	14	24
		F9F 8B	A1	16	10	14	10	
		F9F 5	A1		14			
				16*	24	24	24	24
VMFAW 314	EL TORO	F9F 5	A1	25	24	10		
		F4D 1	A1			10	20	20
				25*	24	20	20	20
VMF 334	ATSUGI	FJ 4	AJ	1				
		FJ 4	A1	22	24	24	24	24
				23*	24	24	24	24
VMF 451	ATSUGI	FJ 4	AJ	9				
		FJ 4	A1	16	24	24	24	24
				25*	24	24	24	24

TOTAL PROGRAM & NON-PROGRAM AIRCRAFT

DECLASSIFIED

TABLE 2 LOCATION OF AIRCRAFT INVENTORY AND PLANNED OPERATING ASSIGNMENTS

BY COMMAND AND UNIT

31 MAY 1957

PAC UNIT	LOCATION	MODEL	INVENTORY STATUS	INVENTORY NO. OF A/C	PLANNED ASSIGNMENTS 30 JUN 1957	30 SEP 1957	31 DEC 1957	31 MAR 1958
MARINE ALL WEATHER FIGHTER SQDNS								
VMFAW 513	ATSUGI	F3D 2	AJ	3				
		F3D 2	A1	16	20	20	20	20
		F3D 2M	AJ	1				
		F3D 2M	A1	1	4	4	4	4
				21*	24	24	24	24
VMF AW 542	EL TORO	F3D 2	AJ	1				
		F3D 2	A1	14	18	18	8	
		F3D 2M	AJ	1				
		F3D 2M	A1	5	6	5	2	1
		F4D 1	A1				10	20
				21*	24	23	20	21
MARINE ATTACK SQDNS								
VMA 121	IWAKUNI	FJ 4B	A1					20
		AD 6	A1	21	24	24	24	
				21*	24	24	24	20
VMA 212	KANEOHE	AD 6	AJ	2				
		AD 6	A1	21	24	24	24	24
				23*	24	24	24	24
VMA 223	EL TORO	F9F 5	A1	22	24	12		
		FJ 4B	A1			20	20	20
				22*	24	32	20	20
VMA 224	EL TORO	A4D 1	A1	20	20	20	20	20
				20*	20	20	20	20
VMF 323	EL TORO	FJ 4	AJ	7				
		FJ 4	A1	16	24	24	24	24
				23*	24	24	24	24
VMA 332	IWAKUNI	AD 6	A1	24	24	24	24	24
				24*	24	24	24	24
MARINE COMPOSITE SQDNS								
VMC 1	KANEOHE	F3D 2Q	A2					9
		AD 5N	A1	8	9	9	9	
				8*	9	9	9	9
MARINE COMPOSITE PHOTOGRAPHIC SQUDNS								
VMCJ 1	ATSUGI	F2H 2P	A2					9
				*				9
VMCJ 3	EL TORO	F3D 2Q	A1	3				
		F3D 2Q	A2		3	3	9	9
		F9F 8P	A1	9	9	9	9	9
		AD 5N	AJ	1				
		AD 5N	A1	7	9	9		
				20*	21	21	18	18
MARINE PHOTOGRAPHIC SQDNS								
VMJ 1	ATSUGI	F2H 2P	A2	9	9	9	9	
				9*	9	9	9	
MARINE TRANSPORT SQDNS								
VMR 152	EL TORO	R5D 2 3	A2		15	15	15	15
		R5D 3	A2	12				
		R5D 3	G6	1				
		R5D 2	A2	2				
		R5D 2	G6	1				
				16*	15	15	15	15
VMR 253	IWAKUNI	R4Q 1	A2	15	18	18	18	18
		R4Q 1	D1	1				
		R4Q 1	D8	3				
				19*	18	18	18	18
VMR 352	EL TORO	R5D 2 3	A2		15	15	15	15
		R5D 3	A2	9				
		R5D 3	G6	1				
		R5D 2	A2	5				
		R5D 2	G6	1				
				16*	15	15	15	15
MARINE HELICOPTER TRANSPORT SQDNS								
HMRL 161	KANEOHE	OE 1	AK	2				
		OE 1	A2	1	3	3	3	3
		HOK 1	A2	3	3	3	3	3
		HRS 3	AK	4				
		HRS 3	A2	6	17	17	17	17
				16*	23	23	23	23
HMRL 162	OPPAMA	HRS 3	AK	4				
		HRS 3	A2	10	17	17	17	17
				14*	17	17	17	17
HMRL 163	OPPAMA	HRS 3	A2	14	17	17	17	17
				14*	17	17	17	17
HMRL 361	SANTA ANA	HRS 3	AK	3				
		HRS 3	A2	14	17	17	17	17
		HUS 1 1A	A2				2	5
				17*	17	17	19	22
HMRL 362	SANTA ANA	HRS 3	AK	4				
		HRS 3	A2	12	12	6	5	2
		HUS 1 1A	A2			4	7	20
				16*	12	10	12	22
HMRL 363	SANTA ANA	HRS 1	AK	3				
		HRS 1	EJ	2				
		HUS 1	AK	1				
		HUS 1	A2	10				
		HUS 1 1A	A2		20	20	20	20
				16*	20	20	20	20
MARINE OBSERVATION SQDNS								
VMO 2	SUKIRON	OE 1	A2	8	9	9	9	9
		SNB 5	A6		1	1	1	1
		HOK 1	A2	8	12	12	12	12
				16*	22	22	22	22
DET A	CAMP FUJI	OE 1	AK	1				
		OE 1	A2	3				
				4*				
VMO 6	CAMP PENDLET	OE 2	AK	1				
		OE 2	A2	10	12	12	12	12
		HOK 1	A2	11	12	12	12	12
				22*	24	24	24	24
OPERATIONAL DEVELOPMENT SQDNS								
VX 4	POINT MUGU	F3H 2M	AR	1				
		F3H 2M	A9	3	4			
		FJ 4B	A9		2	4	4	4
		F3H 2	A9			6	6	6
		F3D 2	A9	3	1			
		SNB 5	A6	1	1	1	1	1
				8*	8	11	11	11
VX 5	CHINA LAKE	F9F 8B	A9	4	4	4	4	
		FJ 4B	A9	2	4	4	4	4
		A4D 2	A9			4	4	4
		A4D 1	A1	1				
		A4D 1	A9	3				
		AD 7	A9	2	2	2	2	2
		AD 5N	A9	2	2	2	2	2
		TV 2	A6	1				
		SNB 5	A6	1	1	1	1	1
				16*	13	17	17	13
FLEET ALL WEATHER TRAINING UNITS								
FAWTUPAC	NORTH ISLAND	F3D 2	A1	4	15	15	15	
		F3D 2T	A1	5				
		F3D 2T2	AJ	2				
		F3D 2T2	A1	16	10	10	10	10
		F4D 1	AJ	1				
		F4D 1	A1	7	6	6	6	13
		TV 2	A4	22				
		F9F 8T	A4	1	8	15	15	15
		SNB 5	A4	6	5	5	5	5
		T 28B	A4	6	5	5	5	5
				70*	49	56	56	50
DET B	MOFFETT FLD	TV 2	A4	17	41	40	40	40
		SNB 5	A4	2	2	2	2	2
		T 28B	A4	6	5	5	5	5
				25*	48	47	47	47
FLEET AIRBORNE ELECTRONIC TRAINING UNIT								
FAETUPAC	NORTH ISLAND	R4D 6Q	A4	1				
		R4D 6S	A5	1				
		R4D 5S	A5	2				
				4*				
DET 1	ALAMEDA	R4D 6Q	A5	1				
				1*				

DECLASSIFIED

TABLE 2 LOCATION OF AIRCRAFT INVENTORY AND PLANNED OPERATING ASSIGNMENTS

BY COMMAND AND UNIT

31 MAY 1957

PAC UNIT	LOCATION	MODEL	INVENTORY STATUS	INVENTORY NO. OF A/C	PLANNED ASSIGNMENTS 30 JUN 1957	30 SEP 1957	31 DEC 1957	31 MAR 1958
FLEET AIRCRAFT SERVICE SQDNS								
FASRON 4	NORTH ISLAND	F9F 8	A6					3
		F9F 8B	A6	5	3	3	3	
		AD 6	A6	4	5	5	5	5
		AD 5W	B	8				
		S2F 2	B	1				
		S2F 1	A6	2	3	3	3	3
		R4D 8	A2	1	1	1	1	1
		TF 1	A2		1	1	1	3
		TV 2	A6	2	2	2	2	2
		SNB 5	A3	1				
		SNB 5	A6	12	13	11	11	9
				36*	28	26	26	26
DET A	LOS ALAMITOS	AD 6	A6	1				
		SNB 5	A6	1				
				2*				
FASRON 8	ALAMEDA	F7U 3	Y	1				
		F9F 8	A6					2
		F9F 8B	A6	1	2	2	2	
		F9F 6	A	1				
		F9F 5	A	5				
		F9F 5	B	2				
		FJ 4	C9	1				
		FJ 3M	C9	1				
		FJ 2	A	8				
		FJ 2	B	3				
		F2H 3	A	1				
		F3H 2N	C9	2				
		AD 6	A	1				
		AD 6	A6	3	3	3	3	3
		AD 6	C9	4				
		AD 5	A6	1	1	1	1	1
		AD 5	B	1				
		AD 4B	A	4				
		AD 4B	B	3				
		AD 4NA	A	1				
		AD 4	A	7				
		AD 5N	B	1				
		AD 5N	C9	1				
		R4D 5 6	A2		1	1	1	1
		R4D 6	A2	1				
		TF 1	A2				1	2
		TV 2	A6	1	2	2	2	2
		SNB 5	A6	6	6	6	6	5
		SNJ 6	R	2				
		SNJ 5	R	20				
		HRS 3	C9	1				
		F6F 5K	C9	6				
				90*	15	15	16	16
FASRON 10	MOFFETT FLD	F9F 8	A6					1
		F9F 8B	A6		1	1	1	
		AD 6	A6	2	2	2	2	2
		AD 5	A6	1				
		TV 2	A6	1	1	1	1	1
		SNB 5	A6	3	3	3	3	3
				7*	7	7	7	7
FASRON 11	ATSUGI	F7U 3M	A	3				
		F7U 3M	B	1				
		F9F 8	A	1				
		F9F 8	A6					2
		F9F 8	B	2				
		F9F 8	G6	1				
		F9F 8B	A	1				
		F9F 8B	A6	1	2	2	2	
		F9F 8B	B	5				
		FJ 3	B	4				
		FJ 3M	EN	1				
		FJ 2	B	4				
		FJ 2	DA	1				
		FJ 2	D1	18				
		FJ 2	E6	1				
		F2H 3	B	5				
		F9F 8P	A	1				
		F9F 8P	B	2				
		F2H 2P	A	2				
		F2H 2P	B	1				
		F2H 2P	EJ	2				
		F2H 2P	G6	1				
		AD 6	A	1				
		AD 6	A6	1	1	1	1	1
		AD 6	B	4				
		AD 5N	B	2				
		AD 5W	A	1				
		AD 5W	B	2				
		S2F 2	G6	1				
		OE 1	B	2				
		R4D 6	EJ	1				
		TF 1	A2		1	1	1	1
		TF 1	A6	1				
		TV 2	AO	1				
		TV 2	A6	2	3	3	3	3
		SNB 5	A6	3	6	6	6	6
		SNB 5	C	1				
		HO4S 3	A6	1				
				82*	13	13	13	13
FASRON 12	MIRAMAR	FJ 3	AO	1				
		AD 6	A	1				
		AD 6	A6	1	2	2	2	2
		AD 6	B	2				
		AD 5	A6	2	1	1	1	1
		AD 5	B	2				
		TF 1	A2		1	1	1	1
		SNB 5	A6	1	1	1	1	1
				10*	5	5	5	5
FASRON 110	NORTH ISLAND	P2V 7	A6	1				
		P5M 2	B	2				
		P5M 1	AQ	1				
		P5M 1	A8		1	1	1	1
		P5M 1	B	1				
		P5M 1	H5	1				
		UF 1	C	1				
		SNB 5	A6	2	2	2	2	2
				9*	3	3	3	3
FASRON 112	WHDBY ISLAND	S2F 1	A6		2	2	2	2
		S2F 1	A8	2				
		P2V 7	A6	1				
		P2V 7	B	1				
		R5D 2 3	A2		1	1	1	1
		R5D 2	A8	1				
		R4D 5 6	A8		3	5	5	5
		R4D 6	A8	4				
		R4D 5	A8	1				
		TF 1	A2					1
		TV 2	A6			1	1	1
		SNB 5	A6	4	4	4	4	3
				14*	10	13	13	13
FASRON 113	CUBI PNT	AD 6	A8	1				
		AD 6	I9	1				
		TV 2	A6	1	1	1	1	1
		SNB 5	A6	2	3	3	3	3
				5*	4	4	4	4
FASRON 114	KODIAK	UF 1	A2	1	1	1	1	1
				1*	1	1	1	1
FASRON 116	ALAMEDA	AJ 2P	C9	1				
		P2V 7	A8	1				
		P2V 7	B	1				
		P2V 5F	A	1				
		P5M 2	A1	2				
		P5M 2	B	2				
		R5D 4R	A9		1	1	1	1
		R5D 6	C6	1				
		UF 1	C9	2				
		JD 1	C9	2				
		JRB 4	R	7				
		SNB 5	A6	1	1	1	1	1
		SNB 5	C9	1				
				22*	2	2	2	2
FASRON 117	BARBERS PNT	F9F 8	A6					2
		F9F 8B	A6		2	2	2	
		F9F 5	I9	1				
		F2H 4	F6	2				
		AD 6	A6	3	3	3	3	3
		P5M 1	I9	1				
		TF 1	A2			1	1	1
		UF 1	C	1				
		TV 2	A6	2	2	2	2	2
		SNB 5	A6	7	7	6	6	6
		SNB 5	I9	3				
				20*	14	14	14	14
FASRON 118	NAHA	F6F 5	EJ	3				
		TF 1	A2		1	1	1	1
		TF 1	A6	1				
		UF 1	A2	1	1	1	1	1
		SNB 5	A6	1	2	2	2	2
				6*	4	4	4	4
FASRON 119	SANGLEY PNT	F9F 8B	B	1				
		F9F 8B	G6	1				
		F2H 3	B	1				
		AD 5N	B	1				
		TF 1	A2	1	1	1	1	1
		TV 2	A6	2	2	2	2	2
		SNB 5	A6	4	3	3	3	3
				11*	6	6	6	6
FASRON 120	IWAKUNI	SNB 5	A6	2	2	2	2	2
				2*	2	2	2	2

TOTAL PROGRAM & NON-PROGRAM AIRCRAFT

DECLASSIFIED

TABLE 2 LOCATION OF AIRCRAFT INVENTORY AND PLANNED OPERATING ASSIGNMENTS

BY COMMAND AND UNIT

31 MAY 1957

PAC UNIT	LOCATION	MODEL	INVENTORY STATUS	INVENTORY NO. OF A/C	PLANNED ASSIGNMENTS 30 JUN 1957	30 SEP 1957	31 DEC 1957	31 MAR 1958
FLEET UTILITY AND DRONE CONTROL SQDNS								
VU 1	BARBERS PNT	F9F 8B	AQ	1				
		F9F 8B	A8		3	3	3	
		F9F 5	AQ	2				
		F2H 2P	A8	1	1	1	1	1
		F9F 6D	A8	2	2	2	2	2
		FJ 3D	A8				2	6
		JD 1	AQ	2				
		JD 1	A8	4	7	7	7	7
		SNB 5P	A8	1	1	1	1	1
				13*	14	14	16	17
VU 3	BROWN FIELD	F6F 5	A8	9	15	15	15	15
		F9F 6D	A8	2	2	2	2	2
		FJ 3D	A8					2
		P2V 5	A1	1				
		P2V 5F	A8	1	2	2	2	2
		JD 1D	A8	3	6	6	6	6
		SNB 5	A8	1	1	1	1	1
		F6F 5K	AQ	1				
		F6F 5K	A8	31				
				49*	26	26	26	28
DET A	NAHA	F6F 5	A8	3				
		F6F 5K	A8	6				
				9*				
DET B	BARBERS PNT	F6F 5	C9	4				
		SNB 5	C9	1				
		F6F 5K	A8	8				
				13*				
VU 5	ATSUGI	F9F 8B	A8	3	4	4	4	
		FJ 3	A8				5	5
		JD 1	AQ	2				
		JD 1	A8	4	13	13	13	13
		SNB 5P	A8	2	2	2	2	2
				11*	19	19	24	20
DET A	CUBI PNT	JD 1	A8	3				
				3*				
VU 7	BROWN FIELD	F9F 6	AQ	1				
		F9F 6	A8	4	5			
		F9F 5	AQ	1				
		F9F 5	A8	12	14	14	3	
		FJ 3	AQ	1				
		FJ 3	A8	2		8	15	18
		JD 1	AQ	1				
		JD 1	A8	11	11	11	11	11
		JD 1D	A8	3				
		SNB 5P	A8	2	2	2	2	2
				38*	32	35	31	31
MILITARY AIR TRANSPORT SQDNS								
VR 3	MOFFETT FLD	R6D 1	A7	10	12	12	12	12
				10*	12	12	12	12
VR 7	HICKAM FIELD	R7V 1	A7	12	14	14	14	14
				12*	14	14	14	14
VR 8	HICKAM FIELD	R7V 1	A7	12	14	14	14	14
				12*	14	14	14	14
FLEET LOGISTIC SUPPORT TRANSPORT SQDNS								
VR 2	ALAMEDA	R3Y 2	AK	1				
		R3Y 2	A2	3	4	4	4	4
		R3Y 1	A2	2	3	3	3	3
		TF 1	A2		1	1	1	1
				6*	8	8	8	8
VR 5	MOFFETT FLD	R6D 1	A2	8	8	8	8	8
		R5D 2	A2		1	1	1	1
		R4Y 1	A2		3	3	3	3
		TF 1	A2		4	4	4	4
				8*	16	16	16	16
DET A	NORTH ISLAND	R5D 3Z	A2	1				
		R4Y 1	A2	3				
		TF 1	A2	6				
				10*				
VR 21	BARBERS PNT	R6D 1	A2	7	8	8	8	8
		R6D 1Z	A2	1	2	2	2	2
		R5D 2	A2		1	1	1	1
		R5D 2Z	A2	4				
				12*	11	11	11	11
VR 23	ATSUGI	R5D 2 3	A2		4	4	4	4
		R5D 3	A2	4				
		R5D 2	A2		1	1	1	1
		R5D 2Z	A2	1				
		R4D 8Z	A2	1	1	1	1	1
		TF 1	A2	6	7	7	7	7
				12*	13	13	13	13
VR 32	NORTH ISLAND	R4D 8	A2	2	2	2	2	2
		SNB 5	A2	1	1	1	1	1
				3*	3	3	3	3
FLEET AIR GUNNERY SCHOOL								
FL AIR GUN SCH	EL CENTRO	F8U 1	A4					6
		F9F 8	A4		4	4	4	4
		F9F 8B	AM	1				
		F9F 8B	A4	5	6	6		
		FJ 3	A1	1				
		FJ 3	A4	4	4	4	6	6
		FJ 3M	A4	1	2	2	6	6
		FJ 3M	G9	1				
		AD 6	A2		1	1	1	1
		AD 6	A4	5				
		AD 5	A4	1	1	1	1	1
		TV 2	AM	1				
		TV 2	A2		4	4	4	4
		TV 2	A4	3				
		F9F 8T	A4	6	6	6	6	6
		SNB 5	A2	1	1	1	1	1
				30*	29	29	29	35
FLEET BASES OVERSEAS								
NAS ADV BASE	AGANA	R5D 2 3	A2		1	1	1	1
		R5D 3	A8	1				
		UF 1	A2	3	3	3	3	3
		SNB 5	A6	1	1	1	1	1
		HUP 2	A2	2	2	2	2	2
				7*	7	7	7	7
NAS ADV BASE	ATSUGI	R4D 8	A2		1	1	1	1
		R4D 8Z	A2	1				
		SNB 5	A6	1	1	1	1	1
		HUP 2	A2	1	2	2	2	2
				3*	4	4	4	4
NAS CUBI PNT	CUBI PNT	SNB 5	A6	2	2	2	2	2
		HUP 2	A2	1	1	1	1	1
				3*	3	3	3	3
NAS	IWAKUNI	OE 1	A6	1				
		R4D 8	A2	1	1	1	1	1
		UF 1	A2	1	1	1	1	1
		SNB 5	A6	1	1	1	1	1
		HUP 2	A2	2	2	2	2	2
				6*	5	5	5	5
NAF ADV BASE	NAHA	UF 1	A2	1	1	1	1	1
				1*	1	1	1	1
NAF ADV BASE	OPPAMA	F7U 3M	B	3				
		F9F 8	G6	2				
		FJ 3	G6	2				
		FJ 3M	G6	3				
		FJ 2	B	1				
		F2H 3	F6	1				
		F3D 2	D1	1				
		F2H 2P	G6	1				
		AD 6	G6	1				
		AD 4Q	EJ	1				
		AJ 2P	I9	1				
		AJ 2	G6	1				
		UF 1	A2	3	4	4	4	4
		UF 1	D1	2				
		P8M 5A	A2	1				
		JD 1	D1	3				
		JRB 4	RD	8				
		JRB 4	RE	22				
		SNB 5	D1	6				
		SNJ 5	RE	5				
		HRS 3	D1	1				
		HUP 2	D1	5				
		HUP 2	EN	1				
		F6F 5K	B	5				
				80*	4	4	4	4

DECLASSIFIED

TABLE 2 LOCATION OF AIRCRAFT INVENTORY AND PLANNED OPERATING ASSIGNMENTS

BY COMMAND AND UNIT

31 MAY 1957

PAC UNIT	LOCATION	MODEL	INVENTORY STATUS	INVENTORY NO. OF A/C	PLANNED ASSIGNMENTS 30 JUN 1957	30 SEP 1957	31 DEC 1957	31 MAR 1958
NAVSTA	SANGLEY PNT	R4D 5 6	A2		1	1	1	1
		R4D 6	A8	1				
		UF 1	A1	1				
		UF 1	A2	2	3	3	3	3
		SNB 5	A6	1	1	1	1	1
		HUP 2	A2	2	2	2	2	2
				7*	7	7	7	7
HDQTRS CNFE	ATSUGI	R4D 8	A2	1	1	1	1	1
				1*	1	1	1	1
MARINE AIR FMF & FORCE AVIATION HQTRS SQDN								
HHS AFMFPAC	EL TORO	F9F 5	A2	3				
		R5D 4R	A2		1	1	1	1
		R5D 4R	A8	1				
		R4D 8	A2		1	1	1	1
		R4D 8	A8	1				
		R4Y 1	A2		1	1	1	1
		R4Y 1	A8	1				
		TV 2	A6		1	2	2	2
		SNB 5	A6	3	4	2	2	2
				9*	8	7	7	7
MARINE FLEET TRAINING SQDNS								
VMFT 10	EL TORO	F9F 8B	A4	6				
		F9F 6	A4	5				
				11*				
VMFT AW 10	EL TORO	F3D 2T2	A4		10	12	12	12
				*	10	12	12	12
VMIT 10	EL TORO	F9F 8	A4					4
		F9F 8B	A4		4	4	4	
		TV 2	A4	6				
		TV 2	EJ	1				
		F9F 8T	A4	6	6	8	8	8
		T 28B	AM	1				
		T 28B	A4	5	6	6	6	6
				19*	16	18	18	18
NAVAL BASES AND NAVAL AIR STATIONS								
NAS ALAMEDA	ALAMEDA	FJ 2	G6	2				
		FJ 2	H6	1				
		FJ 2	Y	2				
		AD 4B	G6	6				
		AD 4B	H5	2				
		AD 4	G6	1				
				14*				
NAS NORTH ISLAN	NORTH ISLAND	F2H 3	G6	1				
		S2F 2	H9	1				
		S2F 1	G9	2				
				4*				

PAC UNIT	LOCATION	MODEL	INVENTORY STATUS	INVENTORY NO. OF A/C	PLANNED ASSIGNMENTS 30 JUN 1957	30 SEP 1957	31 DEC 1957	31 MAR 1958
FOURTEENTH NAVAL DISTRICT								
NAVSTA 14 ND	KWAJALEIN	UF 1	A2	5	5	5	5	5
				5*	5	5	5	5
NAS 14 NAVDST	BARBERS PNT	R5D 2 3	A2		1	1	1	1
		R5D 3	A2	1				
		R4D 8	A2	1	1			
		TV 2	A6			2	2	2
		SNB 5	A2	2				
		SNB 5	A6		2	2	2	2
		HUP 2	A2	1	2	2	2	2
				5*	6	7	7	7
MCAS 14 NAVDST	KANEOHE	F9F 5	A2	1				
		R4D 5 6	A8		1	1	1	1
		R4D 5	A8	1				
		TV 2	A6	1	2	2	2	2
		SNB 5	A6	2	2	2	2	2
		HUP 2	A8	1	1	1	1	1
				6*	6	6	6	6
NAVSTA 14 ND	MIDWAY	UF 1	A2	3	3	3	3	3
				3*	3	3	3	3
NAS 14 NAVDST	PEARL HARBOR	SNB 5	A6	1	1	1	1	1
				1*	1	1	1	1
SEVENTEENTH NAVAL DISTRICT								
NAVSTA 17 ND	ADAK	UF 1	A2	3	3	3	3	3
		UF 1	Y	1				
		HUP 2	C9	1				
				5*	3	3	3	3
NAVSTA 17 ND	KODIAK	R5D 2 3	A2		2	2	2	2
		R5D 3	A8	2				
		UF 1	A2		1			
				2*	3	2	2	2
NAVAL ATTACHES AND MISSIONS PAC								
ATT DJAKARTA	JAVA	UF 1	A8		1	1	1	1
				*	1	1	1	1
ATT MELBOURNE	AUSTRALIA	R4D 5 6	A8		1	1	1	1
		R4D 5	A8	1				
				1*	1	1	1	1
MAAG VIETNAM	INDO CHINA	R4D 5 6	A8		1	1	1	1
		R4D 6	A8	1				
				1*	1	1	1	1
MAAG THAILAND	SIAM	SNB 5	A8	1	1	1	1	1
				1*	1	1	1	1
MAAG FORMOSA	FORMOSA	R4D 5 6	A8		1	1	1	1
		R4D 5	A8	1				
				1*	1	1	1	1
JOC TAIWAN	FORMOSA	SNB 5	A8	1	1	1	1	1
				1*	1	1	1	1
ALUSNA SEOUL	SEOUL	R4D 5 6	A8		1	1	1	1
		R4D 6	A8	1				
				1*	1	1	1	1
				2975	2661	2581	2712	2715

TOTAL PROGRAM & NON-PROGRAM AIRCRAFT

DECLASSIFIED

TABLE 2 LOCATION OF AIRCRAFT INVENTORY AND PLANNED OPERATING ASSIGNMENTS

BY COMMAND AND UNIT

31 MAY 1957

NABS UNIT	LOCATION	MODEL	INVENTORY STATUS	INVENTORY NO. OF A/C	PLANNED ASSIGNMENTS 30 JUN 1957	30 SEP 1957	31 DEC 1957	31 MAR 1958
MARINE HELICOPTER DEVELOPMENT SQDN								
HMX 1	QUANTICO	HOK 1	AR	1				
		HOK 1	A9	1	3	3	3	3
		HR2S 1	AR	1				
		HR2S 1	A9	1	2	2	2	3
		HRS 3	AR	1				
		HRS 3	A9	6	4	4	3	3
		HRS 1	A9	1				
		HUS 1	A9	5	5	5	5	5
		HUS 1A	A9				1	1
				17*	14	14	14	15
FIRST NAVAL DISTRICT								
NAS 1 NAV DST	QUONSET PNT	F2H 2	A6	2	2	2	2	2
		AD 4NL	A6	2	2	2	2	2
		R4Q 1	A8		1	1	1	1
		R4D 8	A8	2	2	2	2	2
		UF 1 1T	A8		1	1	1	1
		UF 1	A8	1				
		JRB 6	A6	5	5	5	5	5
		SNB 5	A6	6	6	6	6	6
		SNB 5P	A8	1	1	1	1	1
		HUP 2	A8	1	1	1	1	1
		HUP 1	A8	1	1	1	1	1
				21*	22	22	22	22
NAS 1 NAV DST	BRUNSWICK	AD 4L	A6	1	1	1	1	1
		UF 1 1T	A8		1	1	1	1
		UF 1	A2	1				
		SNB 5	A6	1	1	1	1	1
		HUP 2	A2	1				
		HUP 2	A8		1	1	1	1
				4*	4	4	4	4
FOURTH NAVAL DISTRICT								
NAS 4 NAV DST	ATLANTIC CTY	F2H 2	A6	1				
		UF 1 1T	A8		1	1	1	1
		UF 1	A2	1				
		SNB 5	A6		1	1	1	1
		SNB 5	A8	1				
		HUP 2	A2	1				
		HUP 2	A8		1	1	1	1
				4*	3	3	3	3
NAS 4 NAV DST	JOHNSVILLE	JRB 6	A6	1	1	1	1	1
		SNB 5	A6	3	3	3	3	3
		SNB 4	A6	1	1	1	1	1
				5*	5	5	5	5
NAS 4 NAV DST	LAKEHURST	AD 4L	A6	2	2	2	2	2
		R4D 6	A8	1	1	1	1	1
		JRB 6	A6	1	1	1	1	1
				4*	4	4	4	4
NAAS 4 NAV DST	MUSTIN FIELD	JRB 4	A6	1	1	1	1	1
		SNB 5	A6	4	4	4	4	4
		HUP 2	A8	1				
				6*	5	5	5	5
FIFTH NAVAL DISTRICT								
NAS 5 NAV DST	NORFOLK (INCLUDING BAMR)	R5D 3	A8	1				
		R4Q 1	A8	1	1	1	1	1
		R4D 8	A8	1	2	2	2	2
		TF 1	A8	1	1	1	1	1
		JRB 6	A6	1	1	1	1	1
		JRB 4	A6	1	1	1	1	1
		SNB 5	A6	4	4	4	4	4
		SNB 5P	A8	1	1	1	1	1
		HUP 2	A8	1	1	1	1	1
				12*	12	12	12	12
NAAS 5 NAV DST	CHINCOTEAGUE	UF 1 1T	A8		1	1	1	1
		UF 1	A8	1				
		SNB 5	A6	1	1	1	1	1
		HUP 1	A8	1	1	1	1	1
				3*	3	3	3	3
NAS 5 NAV DST	OCEANA	F2H 2	A6	2	2	2	2	2
		AD 1	A6		1			
		R4D 8	A8	1				
		R4D 5 6	A8		1	1	1	1
		TV 2	A6	2	2	2	2	2
		JRB 6	A6	1				
		JRB 6	A8		1	1	1	1
		SNB 5	A8	1	1	1	1	1
		HUP 2	A8	1	1	1	1	1
				8*	9	8	8	8
NAF 5 NAV DST	WEEKSVILLE	SNB 5	A6	1				
		SNB 5	A8		1	1	1	1
				1*	1	1	1	1
SIXTH NAVAL DISTRICT								
NAS 6 NAV DST	JACKSONVILLE	F2H 2	A6		1			
		R4Q 1	A8		1	1	1	1
		R4D 8	A8	1	1	1	1	1
		R4D 5 6	A8				1	1
		TF 1	A8	1	1	1		
		UF 1 1T	A8		2	2	2	2
		UF 1	A2	1				
		TV 2	A6				1	1
		SNB 5	A6	2	2	2	2	2
		HUP 2	A8		2	2	2	2
		HUP 1	A2	1				
				6*	10	9	10	10
NAS 6 NAV DST	KEY WEST	R4D 5	A8	1	1	1	1	1
		UF 1 1T	A8		1	1	1	1
		UF 1	A2	1				
		TV 2	A6				1	1
		JRB 4	A6	1	1	1	1	1
		SNB 5	A6	1	1	1	1	1
		HUP 2	A2	2				
		HUP 2	A8		1	1	1	1
				6*	5	5	6	6
NAAS 6 NAV DST	MAYPORT	F2H 2	A6	1	1	1	1	1
		AD 4NA	A6	1		1	1	1
				2*	1	2	2	2
NAAS 6 NAV DST	SANFORD	JRB 6	A6	1				
		JRB 6	A8		1	1	1	1
		HUP 2	A8	1	1	1	1	1
				2*	2	2	2	2
NAS 6 NAV DST	CECIL FIELD	F2H 2	A6		1			
		TV 2	A6				1	1
		JRB 4	A6	1	1	1	1	1
		SNB 5	A6	1	1	1	1	1
		HUP 2	A2	1				
		HUP 2	A8		1	1	1	1
				3*	4	3	4	4
NINTH NAVAL DISTRICT								
COMNAVCONAD	COLORADO SPR	R4D 8	A8	1	1	1	1	1
		TV 2	A6	3				
		TV 2	A8		3	3	3	3
				4*	4	4	4	4
ELEVENTH NAVAL DISTRICT								
NAAS 11 NAVDST	EL CENTRO	TV 2	A2	1				
		TV 2	A6		1	1	1	1
		SNB 5	A6	2	2	2	2	2
		HOK 1	AK	1				
		HOK 1	A8		2	2	2	2
		HO4S 3	A2	1				
				5*	5	5	5	5
NAF 11 NAV DST	CHINA LAKE	HUP 2	A8	1	1	1	1	1
				1*	1	1	1	1
NAS 11 NAV DST	NORTH ISLAND (INCLUDING BAMR)	F2H 2	A6	1	1	1	1	1
		R4Q 1	A8		1	1	1	1
		R4D 5 6	A8		1	1	1	1
		R4D 6	A8	1				
		R4Y 1	A8	1	1	1	1	1
		UF 1 1T	A8		1	1	1	1
		UF 1	A8	1				
		TV 2	AO	1				
		TV 2	A6		1	2	2	2
		SNB 5	A6	4	3	3	3	3
				9*	9	10	10	10
NAF 11 NAV DST	LITCHFLD PRK	R4D 6	A7	1				
		R4D 6	A8		1	1	1	1
		SNB 5	A6	1	1	1	1	1
				2*	2	2	2	2
NAS 11 NAV DST	MIRAMAR	F2H 2	A6	1	1	1	1	1
		AD 4NA	A6	1		2	2	2
		AD 3N	A6		1			
		R4D 8	A8	1	1	1	1	1
		JRB 6	A6	1	1	1	1	1
		SNB 5	A6	1	1	1	1	1
		HUP 2	A8	1	1	1	1	1
				6*	6	7	7	7
NAS 11 NAV DST	POINT MUGU	JRB 6	AO	1				
		JRB 6	A6		1	1	1	1
		SNB 5	A6	2	2	2	2	2
		HUP 2	A8	1	1	1	1	1
		HUP 1	A8	1	1	1	1	1
				5*	5	5	5	5
NAAS 11 NAVDST	BROWN FIELD	SNB 5	A6	1	1	1	1	1
				1*	1	1	1	1
NAAS 11 NAVDST	REAM FLD	JRB 6	A6	1				
				1*				

DECLASSIFIED

TOTAL PROGRAM & NON-PROGRAM AIRCRAFT

TABLE 2 LOCATION OF AIRCRAFT INVENTORY AND PLANNED OPERATING ASSIGNMENTS

BY COMMAND AND UNIT

31 MAY 1957

NABS UNIT	LOCATION	MODEL	INVENTORY STATUS	INVENTORY NO. OF A/C	PLANNED ASSIGNMENTS 30 JUN 1957	30 SEP 1957	31 DEC 1957	31 MAR 1958
TWELFTH NAVAL DISTRICT								
NAS 12 NAV DST	ALAMEDA	F2H 2	A6	1	1	1	1	1
		AD 3	A6	1	2			
		AD 3N	A6	1				
		R4Q 1	A8		1	1	1	1
		R4D 8	A8	2	2	2	2	2
		UF 1 1T	A8		1	1	1	1
		UF 1	A8	1				
		TV 2	A6			1	1	1
		JRB 6	A6	1	1	1	1	1
		JRB 4	A6	1	1	1	1	1
		SNB 5P	A8	1	1	1	1	1
		HUP 2	A8	1	1	1	1	1
				10*	11	10	10	10
NAAS 12 NAVDST	FALLON	AD 4NA	A6		1	1	1	1
		TBM 3E	A8	1				
		R5D 3	A8	1	1	1	1	1
		HO4S 3	A8	2	2	2	2	2
				4*	4	4	4	4
NAS 12 NAV DST	MOFFETT FLD	F2H 2	A6	2	2	2	2	2
		AD 4NA	A6		1	1	1	1
		SNB 5	A6	2	3	3	3	3
		SNB 4	A6	1	1	1	1	1
		HUP 2	A8	1	1	1	1	1
				6*	8	8	8	8
NAF 12 NAVDST	MONTEREY	AD 4NA	A4	2	4	4	4	4
		AD 1Q	A4	2				
		JRB 6	A6	8	10	10	10	10
		SNB 5	A6	15	15	15	15	15
		SNB 4	A6	5	6	6	6	6
		SNB 4	HO	1				
		SNJ 6	A6	1	1	1	1	1
		R4D 7	A4		1	1	1	1
		R4D 7	F1	1				
		HUP 2	A8	1	1	1	1	1
				36*	38	38	38	38
THIRTEENTH NAVAL DISTRICT								
NAS 13 NAV DST	WHDBY ISLAND	R4D 5 6	A8		1	1	1	1
		TF 1	A8	1				
		UF 1 1T	A8		1	1	1	1
		UF 1	A2	1				
		SNB 5	A6	1	1	1	1	1
		SNB 5P	A8	1	1	1	1	1
		HO4S 1	A2	1				
		HO4S 1	A8	1	2	2	2	2
				6*	6	6	6	6
POTOMAC RIVER NAVAL COMMAND								
NAS ANACOSTIA	ANACOSTIA	AD 5	A6	11	11	11	11	11
		R5D 4R	A8	2	1	1	1	1
		R4D 8	AQ	1				
		R4D 8	A8	1	3	3	3	3
		R4D R	A8		1	1	1	1
		R4D 6R	A8	1				
		R4D 8Z	A8	2	2	2	2	2
		R4D 5Z6Z	A8		1	1	1	1
		R4D 5Z	A8	1				
		R4Y 1	A8	2	2	2	2	2
		R4Y 1Z	A8	1	1	1	1	1
		TV 2	A6	2	2	2	2	2
		JRB 6	A6	20	25	25	25	25
		JRB 6	A8	1				
		JRB 6	A7	1				
		SNB 5	AO	1				
		SNB 5	A6	29	25	25	25	25
		SNB 4	A6	1	1	1	1	1
		SNB 4	A9	1				
		SNB 5P	A8	2	2	2	2	2
		T 28B	A6	1	1	1	1	1
		SNJ 5	A6	1	1	1	1	1
				82*	79	79	79	79
NAS PTXNT RIV	PTXNT RIVER	UF 1 1T	A8		1	1	1	1
		UF 1	A2	1				
		SNB 5	A2	3				
		SNB 5	A6		3	3	3	3
		HUP 1	A2	1				
		HUP 1	A8		1	1	1	1
				5*	5	5	5	5
SEVERN RIVER NAVAL COMMAND								
NAF ANNAPOLIS	ANNAPOLIS	UF 1 1T	A3		12	12	12	12
		UF 1	A6	8				
		UF 1T	A6	5				
		N3N 3	AL	40				
		N3N 3	A3		40	40		
		HUP 2	A8	1	1	1	1	1
				54*	53	53	13	13
BUAER INSPECTORS AND REPRESENTATIVES								
BAGR CEN DIST	DAYTON	R4D 5 6	A8			1	1	1
		R4D 6R	A8	1	1			
		JRB 6	A8	2	2	2	2	2
				3*	3	3	3	3
BAGR WSTRN DST	LOS ANGELES	R4D 8	A8		1	1	1	1
		JRB 6	A8	1	1	1	1	1
				1*	2	2	2	2
BAR BALTIMORE	BALTIMORE	JRB 6	A8	1	1	1	1	1
				1*	1	1	1	1
BAR BURBANK	BURBANK	SNB 5	A8	1	1	1	1	1
				1*	1	1	1	1
BAR EST HRTFRD	EST HARTFORD	SNB 5	A8	1	1	1	1	1
				1*	1	1	1	1
BAR EL SEGUNDO	EL SEGUNDO	SNB 5	A8	1	1	1	1	1
				1*	1	1	1	1
BAR INDIANPLIS	INDIANAPOLIS	SNB 5	A8	1	1	1	1	1
				1*	1	1	1	1
BAR ST LOUIS	ST LOUIS	SNB 5	A8		1	1	1	1
				*	1	1	1	1
MARINE CORPS BASES AND AIR STATIONS								
MCAAS	MOJAVE	R4D 8	A8	1	1	1	1	1
		SNB 5	A6	1	1	1	1	1
		HOK 1	A8		2	2	2	2
		HUP 2	A8	1				
				3*	4	4	4	4
MCAS SO&ES	EL TORO	F2H 2	A6	3	3	3	3	3
		R5D 2 3	A8		1	1	1	1
		R5D 2	A8	1				
		R4D 8	A8	2	1	2	2	2
		JRB 6	A6	2	2	2	2	2
		SNB 5	A6	1	1	1	1	1
		HUP 2	A8	2	2	2	2	2
				11*	10	11	11	11
MCAS SO&ES	CHERRY POINT	F2H 2	AO	1				
		F2H 2	A6	2	3	3	3	3
		R5D 3	A8	1	1	1	1	1
		R4D 8	A8	2	2	2	2	2
		R4D 5 6	A8			1	1	1
		SNB 5	A6	4	3	3	3	3
		HRS 1	A8	2	2	2	2	2
				12*	11	12	12	12
MCAS H&HS	MIAMI	F7U 3	A6		1	1		
		F7U 3	A9	1				
		F2H 2	A6	2	1	1	1	1
		R4D 8	A8	2	2	2	2	2
		SNB 5	A6	1	1	1	1	1
		SNB 4	A6		1	1	1	1
		HRS 1	A8	1	1	1	1	1
		HUP 2	A8	1	1	1	1	1
				8*	8	8	7	7
MCAS AES 12	QUANTICO	AD 4B	A6	6				
		AD 4B	A8		12	12	12	12
		AU 1	A6	11				
		F2V 2	A9	1	1	1		
		QE 1	A4	2				
		R4D 8	A8	1	1	1	1	1
		R4D 6	A8	1	1	1	1	1
		JRB 6	A6	1	1	1	1	1
		SNB 5	A6	9	9	9	9	9
		SNB 4	A6	3	3	3	3	3
		SNB 5P	A6	1	1	1	1	1
		T 34B	A3	12				
		T 34B	A6		18	18	18	18
		SNJ 5	A3	1				
				49*	47	47	46	46
MCAF	NEW RIV JAX	R4D 6	A8	1	1	1	1	1
		JRB 6	A6	2	2	2	2	2
		SNB 5	A6	3	3	3	3	3
		SNB 4	A6	1	1	1	1	1
				7*	7	7	7	7
MCAF	SANTA ANA	SNB 5	A6	2	2	2	2	2
				2*	2	2	2	2
HQ MC FLT SECT	ANACOSTIA	AD 5	A6	6	8	8	8	8
		AD 1	A6	1				
		R4D 8	A8	1	2	2	2	2
		R4Y 1	A8	1	1	1	1	1
		JRB 6	A6	1	1	1	1	1
		SNB 5	A6	4	4	4	4	4
				14*	16	16	16	16
MCAAS	BEAUFORT	R4D 5 6	A8		1	1	1	1
		SNB 5	A6	1	2	2	2	2
		SNB 5	A8	1				
		SNB 5	EN	1				
				3*	3	3	3	3
				459	460	461	422	423

TOTAL PROGRAM & NON-PROGRAM AIRCRAFT

DECLASSIFIED

TABLE 2 LOCATION OF AIRCRAFT INVENTORY AND PLANNED OPERATING ASSIGNMENTS

BY COMMAND AND UNIT

31 MAY 1957

NATRA UNIT	LOCATION	MODEL	INVENTORY STATUS	INVENTORY NO. OF A/C	PLANNED ASSIGNMENTS 30 JUN 1957	30 SEP 1957	31 DEC 1957	31 MAR 1958
NAVAL AIR BASIC TRAINING COMMAND								
NAAS NABTC	BARIN FLD	SNB 5	AL	1				
		SNB 5	A3	33	44	70	70	79
		SNB 5	A6	2	2	2	2	2
		SNB 5	G6	1				
		T 28B	AL	3				
		T 28B	A3	60	35	35	35	35
		T 28B	A6	2				
		T 28C	AL	17				
		T 28C	A3	45	54	54	54	54
		SNJ 6	A3	3				
		SNJ 5	A3	7				
		SNJ 5B6B	A3		96	93	75	70
		SNJ 6B	A3	25				
		SNJ 5B	A3	57				
		SNJ 5C	A3	44	32	32	25	25
		SNJ 5C	A8	1				
				301*	263	286	261	265
NAAS NABTC	CORRY FIELD	JRB 4	A6	1	2			
		SNB 5	A6	1	1	3	3	3
		T 34B	AM	18				
		T 34B	A4	2	20	20	20	20
		T 28B	A4	18	30	30	30	30
		T 28B	A6	4	3	3	3	3
		T 28C	A6	2				
		SNJ 5 6	A3		204	183	183	183
		SNJ 5 6	A4		10	10	10	10
		SNJ 6	AL	1				
		SNJ 6	A3	36				
		SNJ 6	A4	3				
		SNJ 5	AL	6				
		SNJ 5	A3	130				
		SNJ 5	A4	17				
		SNJ 5B6B	A3		25	25	25	25
		SNJ 6B	A3	8				
		SNJ 5B	AL	1				
		SNJ 5B	A3	10				
				258*	295	274	274	274
NAAS NABTC	SAUFLEY FLD	TV 2	A6	3	4	4	6	6
		TV 2	G6	1				
		SNB 5	A6	2	3	3	3	3
		SNB 5	Y	1				
		T 34B	A3	266	232	232	232	232
		T 34B	B	11				
		T 28B	A6	11	12	12	12	12
		T 28B	G6	1				
				296*	251	251	253	253
NAAS NABTC	WHITING FLD	TV 2	A6	1	1	1	4	4
		SNB 5	A6	4	4	4	4	4
		T 28B	A3	150	173	157	144	134
		T 28B	A6	2				
		T 28C	AL	2				
		T 28C	A3	155	161	182	203	194
		T 28C	A4	1				
		T 28C	G6	1				
		T 28C	HO	1				
		T 28C	Y	1				
		SNJ 5 6	A3		19			
		SNJ 5	A6	2				
				320*	358	344	355	336
NAS NABTC (INCLUDING BAMR)	PENSACOLA	F11F 1	A4	6				
		F9F 8	A3		5	5	5	5
		F9F 8	A4	6				
		F9F 8B	A3		1	1	1	1
		F3D 2	A3		2	2	2	2
		F3D 2	A6	2				
		R5D 2	A8	1				
		R5D 4R	A8	1	1	1	1	1
		R5D 2	A8		1	1	1	1
		R5D 3Z	A8	1				
		R4D 1	A8	1	1	1	1	1
		R4D 8	AQ	1				
		R4D 8	A8	3	4	4	4	4
		R4Y 1	A8	1	1	1	1	1
		UF 1 1T	A8		2	2	2	2
		UF 1	A2	3				
		TV 2	A6	5	5	5	8	8
		F9F 8T	A4	1	1	1	1	1
		JRB 4	A6	4	3			
		SNB 5	A3	29	31	31	31	31
		SNB 5	A6	8	8	8	8	8
		SNB 5	A8		3	3	3	3
		SNB 5P	A8	1	1	1	1	1
		T 34B	A6		3	3	3	3
		T 28B	A6	4	6	6	6	6
		T 28C	A6	3				
		SNJ 5	A6	1				
		HO4S 3	A2	2				
		HO4S 3	A8		2	2	2	2
		HO3S 1	A2	1				
		HUP 2	A2	1				
				86*	81	78	81	81
HTG 1	ELLYSON FLD	SNB 5	A6	1	2	2	2	2
		T 28B	A6	1	1	1	1	1
		HO4S 3	A3		3	10	16	16
		HUP 2	A3		33	33	27	19
		HUP 2	A4	35				
		HUP 2	G6	2				
		HTL 7	A3					1
		HTL 6	AM	1				
		HTL 6	A3		36	35	34	33
		HTL 6	A4	41				
		HTL 6	B	1				
		HTL 5	A3		3	4	5	5
		HTL 5	A4	1				
		HTL 5	B	2				
				85*	78	85	85	77
ZTG 1	GLYNCO	SNB 5	A3	4	4	4	4	4
		SNB 5	A6	1	2	2	2	2
		SNJ 5 6	A6		2	2	2	2
		SNJ 5	A6	3				
		ZSG 4	A3		1	1	2	2
		ZSG 3	A3	5	5	4	3	3
				13*	14	13	13	13
CVS 36 ANTIETAM	PENSACOLA	SNB 5	A6	1	1	1	1	1
				1*	1	1	1	1
NAVAL AIR ADVANCED TRAINING COMMAND								
ATU 206 VF	SHERMAN FLD	F9F 8B	A3	2				
		F9F 2	AL	4				
		F9F 2	A3	75	75	75	75	75
		F9F 2P	A3	3				
		TV 2	A6	2	1	1	1	1
		F9F 8T	A3				20	31
		SNB 5	A6	1	1	1	1	1
				87*	77	77	97	108
NSAWF NAATC	CRPS CHRISTI	T 28B	A3	1				
				1*				
SEARCH RESCUE	CRPS CHRISTI	HO4S 3	A8		2	2	2	2
		HO3S 1	A2	1				
				1*	2	2	2	2
TRANS POOL	CRPS CHRISTI	R5D 2	A8	1				
		SNB 5	A6	1				
				2*				
NAAS NAATC	CABANISS FLD	AD 4NA	AL	2				
		AD 4NA	A3	33	35	33	33	33
		AD 4	A3	33	39	38	38	38
		AD 3	A3	7	3			
		AD 2	A3	1				
		AD 1	A3		4			
		AD 1Q	A3		2			
		SNB 5	A6	3	3	3	3	3
		T 28B	A3	27	26	26	26	26
				106*	112	100	100	100
NAAS NAATC	KINGSVILLE	F9F 5	AL	1				
		F9F 5	A3	81	88	108	128	128
		F9F 5	B	2				
		S2F 1	A3	23	39	48	48	48
		S2F 1	A6			4	4	4
		S2F 1	G9	6				
		S2F 1T	A3	17				
		R4D 6	A8	1				
		R4D 5	A8		1	1	1	1
		T2V 1	A3		6	22	53	53
		TV 2	A3	51	25	27		7
		TV 2	A6				4	4
		SNB 5	A6	4	2	2	2	2
		T 28B	A3	38	40	40	40	40
		HO4S 3	A8	2	3	3	3	3
		HO3S 1	A8	1				
				227*	204	255	283	290

DECLASSIFIED

TABLE 2 LOCATION OF AIRCRAFT INVENTORY AND PLANNED OPERATING ASSIGNMENTS

BY COMMAND AND UNIT

31 MAY 1957

NATRA UNIT	LOCATION	MODEL	INVENTORY STATUS	INVENTORY NO. OF A/C	PLANNED ASSIGNMENTS 30 JUN 1957	30 SEP 1957	31 DEC 1957	31 MAR 1958
NAS NAATC	CRPS CHRISTI	F9F 5	A3	41	12	32	32	32
		F9F 2	A3	25	20			
		S2F 1	A3	3		21	21	21
		S2F 1	A6		6	6	6	6
		S2F 1	B	10				
		S2F 1T	A3	16				
		PBM 5S2	A3	18	29	26	26	26
		R5D 2	A8		1	1	1	1
		R5D 4R	A8	1	1	1	1	1
		R5D 2	A8		1	1	1	1
		R5D 1Z	A8	1				
		R4D 1	A8	1	1	1	1	1
		R4D 5	A8	1				
		T2V 1	A3		6	6	19	43
		T2V 1	A9	6				
		TV 2	A3	29	30	30	24	8
		TV 2	A6				6	6
		SNB 5	A6	5	6	6	6	6
		SNB 5P	A8	1	1	1	1	1
		SNJ 5	A3	1				
		R4D 7	A3		1	1	1	1
		R4D 7	A5	1				
		HO4S 3	AQ	2				
		HO3S 1	A8	2				
				164*	115	133	146	154
NAAS NAATC	CHASE	F9F 8	AL	2				
		F9F 8B	AL	1				
		F9F 8B	A3	2				
		F9F 8B	Y	1				
		F9F 2	AL	4				
		F9F 2	A3	53	26	15		
		R4D 8	A8	1	1	1	1	1
		T2V 1	A3					33
		TV 2	AL	4				
		TV 2	A3	50	59	59	70	45
		TV 2	A6				4	4
		F9F 8T	A3			13	40	41
		SNB 5	A6	4	2	2	2	2
		HO4S 3	A8	1	2	2	2	2
		HO3S 1	A8	1				
				124*	90	92	119	128
NAS NAATC	HUTCHINSON	S2F 1	A3	50	50	58	58	58
		S2F 1	A6			3	3	3
		S2F 1	G6	1				
		S2F 1T	A3	4				
		P2V 4	A3	14	17	18	24	22
		P2V 3	A3	14	16	16	16	17
		P2V 3	G6	1				
		P2V 2	A3	26	20	20	14	15
		R5D 3	A8		1	1	1	1
		R4D 8	A8	1	1	1	1	1
		TV 2	A6				2	2
		SNB 5	A6	2	3	3	3	3
		R4D 7	A3		2	2	2	2
		R4D 7	A5	2				
		HO4S 3	A8	1	2	2	2	2
		HO3S 1	A8	1				
				117*	112	124	126	126
JTTU	OLATHE	F9F 8B	A3		17	17	17	17
		F9F 8B	A4	8				
		F9F 6	A4	9				
		TV 2	A4	8	9			
		TV 2	A6				1	1
		F9F 8T	A4			9	9	9
		SNB 5	A6	1	1	1	1	1
				26*	27	27	28	28
NAS NAATC	MEMPHIS	T2V 1	A3				41	43
		TV 2	A3	41	43	43	3	8
		TV 2	A6				1	1
		SNB 5	A6	1	1	1	1	1
		T 28B	A3	31	32	32	32	32
		HO4S 3	A8		1	1	1	1
				73*	77	77	79	86
NAAS NAATC	PORT ISABEL	SNB 5	A8	1				
		HO4S 3	A8	1				
				2*				

NATRA UNIT	LOCATION	MODEL	INVENTORY STATUS	INVENTORY NO. OF A/C	PLANNED ASSIGNMENTS 30 JUN 1957	30 SEP 1957	31 DEC 1957	31 MAR 1958
NAVAL AIR TECHNICAL TRAINING COMMAND								
NATECHTRAU	EL CENTRO	SNB 5	A8	1	1	1	1	1
				1*	1	1	1	1
NATECHTRAU	LAKEHURST	R4D 7	A4		1	1	1	1
		R4D 7	A5	1				
				1*	1	1	1	1
NATECHTRAU	OLATHE	TV 2	A6				1	1
		JRB 4	A5	1	1			
		SNB 5	A4	1				
		SNB 5	A5	10	13	14	14	14
		SNB 5P	A5	1				
				13*	14	14	15	15
NATECHTRAU	PENSACOLA	F9F 6P	AM	2				
		F9F 6P	A4	9	6	6	6	6
		TV 2	A5				2	2
		SNB 5P	AN	1				
		SNB 5P	A4		8	8	8	8
		SNB 5P	A5	8				
		T 28B	A5		2	2		
		T 28B	A6	2				
				23*	16	16	16	16
NATECHTRAU	PHILADELPHIA	SNB 5	A6	1	1	1	1	1
				1*	1	1	1	1
NATECHTRACEN	JACKSONVILLE	TV 2	A5				1	1
		SNB 5	A6	2	2	2	2	2
				2*	2	2	3	3
NATECHTRACEN	MEMPHIS	SNB 5	A6	1				
				1*				
NATECHTRACEN	NORMAN	SNB 5	AO	1				
		SNB 5	A6	1	1	1	1	1
				2*	1	1	1	1
NAAS	GLYNCO	R4D 8	A8	1				
		JRB 4	A8	3	3	3	3	2
		SNB 5	A8	5	5	5	5	5
		HO4S 3	A8	1	1	1	1	1
				10*	9	9	9	9
NAVCICOFFSCOL	GLYNCO	F2H 2	AM	2				
		F2H 2	A4	26	22	22	22	22
		F2H 1	A4	18	8			
		F3D 2	A4	3	14	22	22	22
		AD 5N	A4	4	4	4	4	4
		WV 2	A4		4	4	4	6
		WV 2	A5	4				
		WV 1	A4		2	2	2	
		WV 1	A5	1				
		TV 2	A4	2	3	3	4	4
				60*	57	57	58	58
NAS	MEMPHIS	AD 4	A4		1	1	1	1
		R4D 8	A8	2	2	2	2	2
		R4D 5	A8				1	1
		R4Y 1	A8	1	1	1	1	1
		TV 2	A6	2	2	2	5	5
		JRB 4	A6	2	2	1	1	
		SNB 5	A6	5	6	6	6	6
		SNB 5	A8	1				
		SNB 5P	A6	1				
		T 34B	A6	4	4	4	4	4
		R4D 6S	A5	1				
		HO4S 3	A8		1	1	1	1
		HO3S 1	A8	1				
				20*	19	18	22	21
				2424	2278	2339	2430	2448

[redacted]

TOTAL PROGRAM & NON-PROGRAM AIRCRAFT

DECLASSIFIED

TABLE 2 LOCATION OF AIRCRAFT INVENTORY AND PLANNED OPERATING ASSIGNMENTS

BY COMMAND AND UNIT

31 MAY 1957

NART UNIT	LOCATION	MODEL	INVENTORY STATUS	INVENTORY NO. OF A/C	PLANNED ASSIGNMENTS 30 JUN 1957	30 SEP 1957	31 DEC 1957	31 MAR 1958
USNR AIRCRAFT FOR RESERVE TRANS POOL								
NAS NRT TRS PL	GLENVIEW	AD 5	A4	1				
		R5D 4R	A4		2	2	2	2
		R5D 4R	A8	1				
		R4Y 1	A4		1	1	1	1
		R4Y 1	A8	1				
		SNB 5	A4	4	5	5	5	5
				7*	8	8	8	8
U S NAVAL RESERVE AIRCRAFT								
NAS NART	AKRON	AD 4B	AM	1				
		AD 4B	A4	15	16	16	16	16
		S2F 1	A4	9	8	8	8	8
		AF 2S	A4		1			
		AF 2W	A4		1			
		R4D 8	A4	1	1	1		
		R4D 5 6	A4				1	1
		JRB 4	A4	1				
		SNB 5	A4	5	6	5	5	5
		SNJ 5 6	A4		5	5	5	5
		SNJ 6	A4	3				
		SNJ 5	A4	2				
		R4D S	A4		1	1	1	1
		R4D 6S	A4	1				
		R4D 5S	A4	1				
		ZSG 3	A4	1	1	1	1	1
				40*	40	37	37	37
NARTU	ANACOSTIA	AD 4B	A4	14	16	16	6	6
		S2F 1	A4	7	8	8	8	8
		P2V 5F	A4	2	4	5	5	5
		R4D 8	A4	2	2	2	2	2
		R4D R	A4		1	1	1	1
		R4D 6R	A4	1				
		JRB 4	A4	1				
		SNB 5	A4	8	9	9	9	9
		SNJ 5 6	A4		3	2	2	2
		SNJ 5	A4	3				
				38*	43	43	33	33
NAS NART	ATLANTA	AD 4B	A4		4	4	4	4
		AD 4NA	A4	17	14	14	14	14
		AD 4	A4	1				
		P2V 5F	A4		3	3	5	5
		P2V 3W	A4	5				
		R4D 8	A4	3	2	2	2	2
		JRB 4	A4	1				
		SNB 5	A4	5	6	6	6	6
		SNJ 5 6	A4		4	4	4	4
		SNJ 6	A4	2				
		SNJ 5	A4	2				
				36*	33	33	35	35
NAS NART	BIRMINGHAM	AD 4B	A4	1				
		AD 4NA	A4	4	4	4		
		AD 4	A4	6	12	12		
		P4Y 2	A4		5			
		R4D 5 6	A4		1	1		
		R4D 6	A4	1				
		SNB 5	A4	2	2	2		
		SNJ 5 6	A4		1	1		
		SNJ 6	A4	1				
		R4D S	A4		1	1		
		R4D 6S	A4	1				
				16*	26	21		
NAS NART	COLUMBUS	F7U 3	S3	1				
		F9F 6	A4	12				
		FJ 3	A4	5				
		FJ 2	A4	19	32	32	32	32
		P2V 5F	A4			1	5	5
		P4Y 2	A4	5	5	4		
		R5D 2 3	A4		3	3	3	3
		R5D 3	A4	1				
		R5D 2	A4	2				
		TV 2	A4	5	5	5	5	5
		JRB 4	A4	1	3	2	1	1
		SNB 5	A4	6	5	5	6	6
		SNJ 5 6	A4		4	4	4	4
		SNJ 6	A4	1				
		SNJ 5	A4	3				
				61*	57	56	56	56
NAS NART	DALLAS	F9F 6	A4	31	32	32	32	32
		AD 5	A4	1	1	1	1	1
		P2V 6	A4	4				
		P2V 5F	A4	3	4	5	5	5
		R5D 2 3	A4		2	2	2	2
		R5D 2	A4	1				
		R5D 4R	A4	1	1	1	1	1
		TV 2	AM	1				
		TV 2	A4	6	7	7	7	7
		F9F 8T	A4				1	1
		JRB 4	AM	1				
		JRB 4	A4	2	3	2	1	1
		SNB 5	A4	7	7	8	9	9
		SNB 5P	A8	1	1	1	1	1
		SNJ 5 6	A4		8	8	8	8
		SNJ 6	A4	1				
		SNJ 5	A4	6				
		HTL 5	A4	1	3	3	3	3
				67*	69	70	71	71
NAS NART	DENVER	F9F 6	A4	16	16	16	16	16
		AD 5	A4	4	3	3	3	3
		AD 4	A4		4	4	4	4
		P2V 5F	A4	4	4	5	5	5
		R5D 2 3	A4		2	2	2	2
		R5D 3	A4	2				
		TV 2	A4	3	3	3	3	3
		JRB 4	A4	1	2	1	1	1
		SNB 5	A4	7	6	6	6	6
		SNJ 5 6	A4		3	3	3	3
		SNJ 6	A4	1				
		SNJ 5	A4	2				
				40*	43	43	43	43
NAS NART	GLENVIEW	F9F 8	A4			22	40	40
		F9F 6	AM	1				
		F9F 6	A4	38	39	25		
		F9F 6P	A4	1				
		AD 5	A4		1	1	1	1
		AD 4NA	AM	1				
		P2V 5F	A4			2	5	5
		P2V 3	A4	1	1	1	1	1
		P4Y 2	A4	4	5	3		
		P4Y 2S	AM	1				
		R5D 2 3	A4		2	2	2	2
		R5D 3	A4	1				
		TV 2	A4	7	8	8	8	8
		TV 2	G6	1				
		F9F 8T	A4		1	1	1	1
		JRB 4	A4	1	2			
		SNB 5	AM	1				
		SNB 5	A4	5	5	6	6	6
		SNB 5P	A8	1	1	1	1	1
		T 34B	A4	2				
		SNJ 5 6	A4		6	6	6	6
		SNJ 6	A4	2				
		SNJ 5	A4	4				
		HUP 2	A4	3	3	3	3	3
				75*	74	81	74	74
NAS NART	GROSSE ILE	AD 5	A4	1	7	7	7	7
		AD 4B	A4		12	12	12	12
		AD 4NA	A4	17	16	14	12	12
		AD 4NL	AM	1				
		AD 4NL	A4	8	5			
		P2V 5F	A4	3	4	5	5	5
		R4D 8	A4	2	2	2	3	3
		R4D 8	G6	1				
		JRB 4	A4	2	4	2	2	2
		SNB 5	A4	6	5	7	6	6
		SNB 5P	A4	1				
		SNJ 5 6	A4		5	5	5	5
		SNJ 6	A4	1				
		SNJ 5	A4	4				
		HUP 2	A4	3	3	3	3	3
				50*	63	57	55	55
NAS NARF	HOUSTON	AD 3	A4	4				
		S2F 1	A4	5	10	10	10	10
		R4D 5 6	A4		1	1	1	1
		SNB 5	A4	1	1	1	1	1
		SNJ 5 6	A4		1	1	1	1
		SNJ 5	A4	1				
		R4D S	A4		1	1	1	1
		R4D 6S	A4	1				
				12*	14	14	14	14

[redacted]

DECLASSIFIED

TOTAL PROGRAM & NON-PROGRAM AIRCRAFT

[redacted]

TABLE 2 LOCATION OF AIRCRAFT INVENTORY AND PLANNED OPERATING ASSIGNMENTS

BY COMMAND AND UNIT

31 MAY 1957

NART UNIT	LOCATION	MODEL	INVENTORY STATUS	INVENTORY NO. OF A/C	PLANNED ASSIGNMENTS 30 JUN 1957	30 SEP 1957	31 DEC 1957	31 MAR 1958
NARTU	JACKSONVILLE	F9F 6	A4	16	16	16	16	16
		S2F 1	A4	7	8	8	8	8
		AF 2S	A4		2			
		AF 2W	A4		1			
		P2V 5F	A4				5	5
		P2V 4	A4	5	5	5		
		R5D 2 3	A4		1	1	1	1
		R5D 2	A4	1				
		TV 2	A4	2	2	2	2	2
		SNB 5	A4	4	4	4	4	4
		SNJ 5 6	A4		2	2	2	2
		SNJ 6	A4	2				
				37*	41	38	38	38
NARTU	LAKEHURST	S2F 1	A4	7	8	8	8	8
		AF 2S	A4		2			
		AF 2W	A4		2			
		SNB 5	A4	1	1	1	1	1
		SNJ 5 6	A4		1	1	1	1
		SNJ 5	A4	1				
		HTL 5	A4	2	2	2	2	2
		ZSG 3	A4	3	3	3	2	2
				14*	19	15	14	14
NAS NART	LINCOLN	F9F 6	A4	16	16	16	16	16
		P2V 5F	A4				5	5
		P2V 4	A4	4	5	5		
		P2V 4	G6	1				
		R4D 8	A4	1	2	2	2	2
		R4D 8	A8	1	-		-	-
		TV 2	A4	3	3	3	3	3
		JRB 4	A4	1				
		SNB 5	A4	1	2	2	3	3
		SNJ 5 6	A4		2	2	2	2
		SNJ 5	A4	2				
				30*	30	30	31	31
NAS NART	LOS ALAMITOS	F7U 3	A4	1				
		F9F 6	A4	52	52	52	52	52
		F9F 6P	A4	2				
		S2F 1	A4	14	16	16	16	16
		AF 3S	A4		10			
		AF 2W	A4		2			
		P2V 5F	A4	7	8	9	9	9
		R5D 2 3	A4		2	2	2	2
		R5D 2	A4	2				
		R5D 4R	A4		1	1	1	1
		TV 2	A4	8	8	8	8	8
		JRB 4	A4	1				
		SNB 5	A4	10	11	11	11	11
		SNJ 5 6	A4		6	4	4	4
		SNJ 6	A4	2				
		SNJ 5	A4	2				
		R4D 5	A4		1	1	1	1
		R4D 5S	A4	1				
		HUP 2	A4	3	3	3	3	3
				105*	120	107	107	107
NARTU	MEMPHIS	F9F 6	A4	16	16	16	16	16
		P4Y 2	A4	5	5	5	5	5
		R5D 2 3	A4		1	1	1	1
		R5D 3	A4	2				
		TV 2	A4	3	3	3	3	3
		JRB 4	A4	1				
		SNB 5	A4	3	4	3	3	3
		SNJ 5 6	A4		1	1	1	1
		SNJ 5	A4	1				
				31*	30	29	29	29
NARTU	MIAMI	F7U 3	S3	1				
		F9F 8	A4				16	16
		F9F 6	A4	16	16	16		
		P2V 6	A4	5	5	5	5	5
		R5D 2 3	A4		1	1	1	1
		R5D 2	A4	1				
		R5D 4R	A4	1	1	1	1	1
		TV 2	A4	3	3	3	3	3
		F9F 8T	A4			1	1	1
		JRB 4	A4	1				
		SNB 5	A4	2	3	3	3	3
		SNJ 5 6	A4		1	1	1	1
		SNJ 5	A4	1				
		HUP 2	A4	3	3	3	3	3
				34*	33	34	34	34
NAS NART	MINNEAPOLIS	F9F 5	A4	22	32	32	32	32
		F9F 5P	AM	2				
		F9F 5P	A4	6				
		P2V 5F	A4				5	5
		P2V 4	AM	2				
		P2V 4	A4	3	5	5		
		R5D 2 3	A4		3	3	3	3
		R5D 3	A4	1				
		R5D 2	A4	2				
		UF 1	A4	1				
		UF 1	A8		1	1	1	1
		TV 2	A4	5	5	5	5	5
		JRB 4	A4	3	2	1	1	1
		SNB 5	AM	1				
		SNB 5	A4	6	8	9	9	9
		SNJ 5 6	A4		3	3	3	3
		SNJ 5	A4	3				
		HUP 2	AM	1				
		HUP 2	A4	2	3	3	3	3
				60*	62	62	62	62
NAS NART	NEW ORLEANS	F9F 6	A4		6	14	16	16
		AD 4NA	A4	16	16	16	16	16
		S2F 1	A4	8	8	8	8	8
		AF 2S	A4	2	2			
		AF 2W	A4	1	2			
		R4D 5 6	A4		1	1	2	2
		R4D 5	A4	1				
		UF 1	A8	1	1	1	1	1
		TV 2	A4	2	3	3	3	3
		JRB 4	A4	1	2	1	1	1
		SNB 5	A4	5	4	5	5	5
		SNJ 5 6	A4		4	4	4	4
		SNJ 6	A4	1				
		SNJ 5	A4	3				
		R4D 5	A4		1	1		
		R4D 5S	A4	1				
		HUP 2	A4	3	3	3	3	3
				45*	53	57	59	59
NAS NART	NEW YORK	F9F 7	AM	1				
		F9F 6	A4	32	32	32	32	32
		S2F 1	A4	16	16	16	16	16
		AF 3S	A4	2	10			
		AF 2W	A4		1			
		P2V 6M	AM	4				
		P2V 6M	A4	2				
		P2V 5F	A4			5	7	7
		P4Y 2	A4	4	9	4		
		P4Y 2S	A4	1				
		R5D 2 3	A4		2	2	2	2
		R5D 3	A4	1				
		R5D 4R	A4	1	1	1	1	1
		TV 2	A4	6	6	6	6	6
		JRB 6	A8	1				
		JRB 4	A4	2	3	2	2	2
		SNB 5	A4	9	9	10	10	10
		SNJ 5 6	A4		6	6	6	6
		SNJ 6	A4	1				
		SNJ 5	A4	4				
		HTL 5	AM	1				
		HTL 5	A4	2	3	3	3	3
				90*	98	87	85	85
NAS NART	NIAGARA FLS	F2H 2	A4	16	16	11		
		FJ 3	A4				16	16
		P2V 6M	A4	2				
		P2V 5F	A4			2	5	5
		P4Y 2	A4	3	5	3		
		R4D 8	A4	1	1	1	1	1
		TV 2	A4	3	3	3	3	3
		SNB 5	A4	5	5	4	4	4
		SNJ 5 6	A4		3	3	3	3
		SNJ 6	A4	2				
		SNJ 5	A4	1				
		HUP 2	A4	1	2	2	2	2
				34*	35	29	34	34

[redacted]

TOTAL PROGRAM & NON-PROGRAM AIRCRAFT

DECLASSIFIED

TABLE 2 LOCATION OF AIRCRAFT INVENTORY AND PLANNED OPERATING ASSIGNMENTS

BY COMMAND AND UNIT

31 MAY 1957

NART UNIT	LOCATION	MODEL	INVENTORY STATUS	INVENTORY NO. OF A/C	PLANNED ASSIGNMENTS 30 JUN 1957	30 SEP 1957	31 DEC 1957	31 MAR 1958
NARTU	NORFOLK	F2H 2	A4	8	15	11	16	16
		F2H 2B	A4	7				
		S2F 1	A4	7	8	8	8	8
		AF 2S	A4		2			
		AF 2W	A4	1	2			
		P2V 6M	A4	3	5	5	5	5
		P2V 4	A4	3				
		R5D 2 3	A4		1	1	1	1
		R5D 3	A4	1				
		TV 2	A4	3	3	3	3	3
		SNB 5	A4	4	4	3	3	3
		SNJ 5 6	A4		3	3	3	3
		SNJ 5	A4	3				
				40*	43	34	39	39
NAS NART	OAKLAND	F2H 2	AM	1				
		F2H 2	A4	25	32	32	32	32
		F2H 2B	A4	1				
		S2F 1	A4	5	10	10	10	10
		S2F 1	G9	2				
		P2V 5F	A4	6	8	9	9	9
		R5D 2 3	A4		1	1	1	1
		R5D 2	A4	2				
		R5D 4R	A4		1	1	1	1
		TV 2	A4	5	5	5	5	5
		JRB 4	A4	1	2	1	1	1
		SNB 5	A4	6	5	6	6	6
		SNB 5P	A8	1	1	1	1	1
		SNJ 5 6	A4		5	5	5	5
		SNJ 6	A4	2				
		SNJ 5	A4	2				
		HUP 2	A4	2	3	3	3	3
		ZSG 3	A4	1	1	1	1	1
				62*	74	75	75	75
NAS NART	OLATHE	F9F 6	AM	1				
		F9F 6	A4	30	32	32	32	32
		F9F 6P	A4	2				
		P2V 6	AM	1				
		P2V 6	A4	2				
		P2V 5F	A4			5	5	5
		P4Y 2	A4	2	5			
		R5D 2 3	A4		3	3	3	3
		R5D 3	A4	2				
		R5D 2	A4	1				
		TV 2	A4	5	5	5	5	5
		JRB 4	A4	1				
		SNB 5	A4	5	7	7	7	7
		SNJ 5 6	A4		2	2	2	2
		SNJ 6	A4	1				
		SNJ 5	A4	1				
				54*	54	54	54	54
NARTU	SEATTLE	F9F 6	G6	1				
		AD 5	A4	19	20	20	20	20
		S2F 1	A4	6	8	8	8	8
		S2F 1	G6	1				
		P4Y 2	A4	5	5	5	5	5
		R5D 2 3	A4		2	2	2	2
		R5D 3	A4	1				
		R5D 2	A4	1				
		JRB 4	A4	1	2	1	1	1
		SNB 5	A4	6	5	6	6	6
		SNJ 5 6	A4		5	5	5	5
		SNJ 6	A4	2				
		SNJ 5	A4	3				
		HUP 2	A4	2	2	2	2	2
				48*	49	49	49	49
NAS NART	SPOKANE	F9F 6	A4	14	16	16	16	16
		R4D 8	A4	1	1	1	1	1
		TV 2	A4	2	3	3	3	3
		SNB 5	A4	2	2	2	2	2
		SNJ 5 6	A4		2	2	2	2
		SNJ 6	A4	1				
		SNJ 5	A4	1				
				21*	24	24	24	24
NAS NART	SO WEYMOUTH	F9F 8	A4			22	32	32
		F9F 6	A4	32	32	10		
		S2F 1	A4	8	10	10	10	10
		AF 2S	A4		1			
		AF 2W	A4		1			
		P2V 6M	A4	1				
		P2V 5F	A4			4	5	5
		P4Y 2	A4	4	5	1		
		R5D 2 3	A4		2	2	2	2
		R5D 3	A4	2				
		TV 2	A4	3	4	4	4	4
		F9F 8T	A4			1	1	1
		JRB 4	A4	1				
		SNB 5	A4	7	8	8	8	8
		SNJ 5 6	A4		4	4	4	4
		SNJ 5	A4	4				
		HUP 2	A4	3	3	3	3	3
				65*	70	69	69	69
NAS NART	ST LOUIS	FJ 2	A4	23	32	32	32	32
		P2V 5F	A4	4	4	5	5	5
		R5D 2 3	A4		2	2	2	2
		R5D 3	A4	1				
		R5D 2	A4	1				
		TV 2	A4	7	5	5	5	5
		SNB 5	A4	7	7	6	6	6
		SNJ 5 6	A4		4	4	4	4
		SNJ 5	A4	4				
				47*	54	54	54	54
NAS NART	WILLOW GROVE	F9F 6	A4	31	32	32	16	16
		FJ 3M	A4				16	16
		F9F 6P	A4	1				
		S2F 1	A4	10	10	10	10	10
		P2V 6	A4	4	3	3	4	4
		P2V 6F	A4	1	2	2	1	1
		R5D 2 3	A4		2	2	2	2
		R5D 3	A4	1				
		R5D 2	A4	1				
		TV 2	A4	5	5	5	5	5
		JRB 4	A4	1				
		SNB 5	A4	4	5	5	5	5
		SNB 5P	A4		1	1	1	1
		SNB 5P	A8	1				
		SNJ 5 6	A4		4	4	4	4
		SNJ 6	A4	2				
		SNJ 5	A4	2				
		R4D 5	A4		1	1	1	1
		R4D 6S	A4	1				
		HUP 2	A4	2	2	2	2	2
				67*	67	67	67	67
				1326	1426	1377	1350	1350

[redacted]

DECLASSIFIED

DECLASSIFIED

TOTAL PROGRAM & NON-PROGRAM AIRCRAFT

TABLE 2 LOCATION OF AIRCRAFT INVENTORY AND PLANNED OPERATING ASSIGNMENTS

BY COMMAND AND UNIT

31 MAY 1957

R&D UNIT	LOCATION	MODEL	INVENTORY STATUS	INVENTORY NO. OF A/C	PLANNED ASSIGNMENTS 30 JUN 1957	30 SEP 1957	31 DEC 1957	31 MAR 1958
R&D AIRCRAFT								
		F8U 1	A9		4	4	5	3
		F7U 3	A9		4	4	4	2
		F7U 3M	A9		1	1	1	
		F11F 1	A9		2	4	4	4
		F9F 8	A9		4	4	4	4
		F9F 8B	A9		5	5	5	5
		F9F 6	A9		7	6	5	4
		F9F 5	A9		3	3	3	3
		F9F 2	A9		3	3	3	3
		F3H 2M	A9		6	6	3	2
		F2H 2	A9		6	6	6	6
		FJ 4	A9		6	6	4	4
		FJ 4B	A9		2	2	2	2
		FJ 3	A9		5	5	5	5
		FJ 3M	A9		1	1	1	1
		FJ 2	A9		2	2	2	2
		F6F 5	A9		4	4	4	4
		F3H 2	A9			4	4	4
		F3H 2N	A9		4	4	4	4
		F3D 2	A9		5	4	4	4
		F3D 1	A9		8	7	6	3
		F3D 1M	A9		6	6	6	6
		F2H 2N	A9		6	5	5	5
		F4D 1	A9		12	10	8	8
		F8U 1P	A9				2	2
		F7U 3P	A9		4	3	1	1
		F9F 8P	A9		2	2	2	2
		F2H 2P	A9		2	2	2	2
		F9F 6D	A9		6	9	9	5
		FJ 3D	A9		2	2	2	2
		A4D 2	A9		4	4	4	6
		A4D 1	A9		4	4	4	4
		AD 7	A9		2	2	2	2
		AD 6	A9		4	4	4	6
		AD 5	A9		7	7	7	7
		AD 4B	A9		2			
		AD 4NA	A9		2	2	2	
		AD 5N	A9		5	5	5	6
		AD 5Q	A9			2	2	2
		AD 5W	A9		2	2	2	2
		A3D 1	A9		8	8	8	7
		AJ 1	A9		1	1	1	1
		S2F 2	A9		2	2	2	2
		S2F 1	A9		6	4	4	4
		P2V 7	A9		4	3	3	3
		P2V 6 6F	A9		1			
		P2V 6M	A9		2	2	2	2
		P2V 5F	A9		8	8	8	8
		P2V 4	A9		3	3	3	3
		P2V 3	A9		1	1	1	1
		P2V 3W	A9		1	1	1	1
		P2V 2	A9		3	3	3	2
		PBM 5S2	A9		1	1	1	
		WV 2 2E	A9		2	3	3	3
		R5D 2 3	A9		4	4	4	4
		R5D 4R	A9		1	1	1	1
		R4D 8	A9		2	2	2	2
		R4D 5 6	A9		6	6	6	6
		R4Y 1 2	A9		2	2	2	2
		TF 1	A9		1	1	1	1
		UF 1 1T	A9		1	1	1	1
		JD 1	A9		1	1	1	1
		JD 1D	A9		4	4	4	3
		T2V 1	A9			4	5	5
		TV 2	A9		10	10	10	10
		F9F 8T	A9		2	1		
		JRB 4	A9		4	4	4	2
		SNB 5	A9		12	12	12	12
		SNB 5P	A9		1	1	1	1
		T 34B	A9		1	1		
		T 28B	A9		2	2	2	2
		T 28C	A9		1	1	1	1
		R4D Q	A9		2	2	2	2
		TV 2D	A9		2	1	1	1
		T 28BD	A9		6	6	6	6
		TV 2KD	A9		2	2	2	2
		HSS 1	A9		3	3	3	3
		HSL 1	A9		4	4	4	4
		HR2S 1	A9		1	1	1	1
		HRS 3	A9		2	2	2	2
		HUS 1	A9		1	1	1	1
		ZPG 2	A9		2	2	1	1
		ZPG 1	A9		1	1		
		ZPG 2W	A9				1	1
				*	278	279	269	254
NAS R&D	ANACOSTIA	AD 5W	A9	1				
		R5D 4R	A9	1				
				2*				
CAA	ANCHORAGE	JRB 4	U	1				
				1*				
INM	BOSTON	F6F 5	T	1				
		F3D 2	T	1				
		F3D 2M	T	1				
		F3D 1	U	1				
				4*				
ONR	BOSTON	R4D 6R	T	1				
				1*				
NAOTS	CHINCOTEAGUE	F7U 3	AR	1				
		F7U 3	A9	1				
		F9F 8	AR	1				
		F9F 5	AR	1				
		F9F 5	A9	1				
		F3D 2	AR	1				
		F3D 1M	A9	1				
		AD 5	A9	1				
		AD 4	A9	2				
		P2V 4	AR	2				
		SNB 5	A9	1				
				13*				
NACA	CLEVELAND	F2H 2B	U	1				
		R4D 6	U	1				
				2*				
NPG	DAHLGREN	AD 5	A9	1				
		AD 4B	A9	3				
		AD 4NA	A9	1				
		SNB 5	A9	1				
				6*				
NLO	EDWARDS AFB	F8U 1	T	1				
		F8U 1	TR	1				
		F11F 1	T	1				
		F3H 2M	U	1				
		FJ 3	T	1				
		F4D 1	T	3				
		A4D 1	T	1				
		R4D 5	U	1				
		T2V 1	U	1				
		XF4D 1	U	1				
				12*				
NPU	EL CENTRO	F3D 2	A9	2				
		F7U 3P	A9	2				
		AD 5	A9	1				
		P2V 3	A9	1				
		R4D 6	A9	1				
		TV 2	A9	2				
				9*				
NAF R&D	CHINA LAKE	F9F 8	AR	1				
		F9F 8	A9	1				
		F9F 8B	A9	2				
		F2H 2	AR	2				
		F2H 2	A9	2				
		FJ 4	A9	2				
		F6F 5	A9	3				
		F3D 2	A9	3				
		F3D 1	AR	1				
		F4D 1	A9	1				
		F9F 6D	A9	2				
		A4D 1	A9	1				
		AD 5	AR	1				
		A3D 1	A9	1				
		P2V 3	AR	1				
		P2V 2	A9	2				
		R4D 6	A9	1				
		R4D 5	A9	1				
		JD 1D	A9	1				
		SNB 5	A9	1				
		F6F 5K	A9	28				
				58*				
ABMA REDSTONE	HNTSVILE ALA	SNB 5	A9	1				
				1*				

DECLASSIFIED

[redacted]

40

TOTAL PROGRAM & NON-PROGRAM AIRCRAFT

TABLE 2 LOCATION OF AIRCRAFT INVENTORY AND PLANNED OPERATING ASSIGNMENTS

DECLASSIFIED

BY COMMAND AND UNIT

31 MAY 1957

R&D UNIT	LOCATION	MODEL	INVENTORY STATUS	INVENTORY NO. OF A/C	PLANNED ASSIGNMENTS 30 JUN 1957	30 SEP 1957	31 DEC 1957	31 MAR 1958
NASWF	KIRTLAND AFB	F7U 3	A9	3				
		FJ 4	AR	1				
		FJ 4	A9	1				
		F2H 3	A9	1				
		F3H 2N	AR	1				
		F3H 2N	A9	1				
		A4D 1	A9	4				
		AD 7	A9	1				
		AD 5	A9	2				
		A3D 1	A9	1				
		TV 2	A9	2				
		HSS 1	A9	1				
		YA3D 1	AR	1				
				20*				
NADC	JOHNSVILLE	F9F 8	A9	1				
		F9F 6	AR	1				
		F9F 4	AR	1				
		F9F 2	AR	2				
		F9F 2	A9	1				
		F3D 2T2	A9	1				
		F2H 2N	AR	1				
		F9F 8P	A9	2				
		F2H 2P	A9	2				
		F9F 6D	AR	1				
		A4D 1	A9	1				
		AD 5	AR	1				
		AD 4NA	A9	1				
		S2F 1	A9	2				
		P2V 7	A9	2				
		P2V 6	A9	1				
		P2V 5	A9	1				
		P2V 5F	A9	1				
		R4D 8	A9	1				
		SNB 5P	A9	1				
		R4D 6Q	A9	1				
		HSS 1	A9	2				
		HRS 3	AR	1				
		F9F 6K	A9	2				
		F6F 5K	A9	1				
				32*				
NARTS	LAKE DENMARK	JRB 4	A9	1				
				1*				
NAS	LAKEHURST	ZSG 3	A9	2				
		ZPG 1	A9	1				
		XZSG 4	A9	1				
		YZS2G 1	A9	1				
				5*				
NACA	LANGLEY FLD	F8U 1	U	1				
		F11F 1	U	1				
		F9F 6	U	1				
		F9F 3	U	1				
		F2H 1	U	1				
		F2H 3	U	1				
		TV 2	U	1				
		SNJ 5	U	1				
		HRS 1	U	1				
				9*				
NACA	MOFFETT FLD	F6F 5	U	1				
		F4D 1	U	1				
		R4D 6	U	1				
				3*				
MINEDEFDEVL	PANAMA CITY	HS_ 1	AR	1				
		HSL 1	A9	2				
				3*				
NAS R&D	PENSACOLA	F6F 5K	A9	2				
				2*				
NAMC	PHILADELPHIA	FJ 3	A9	1				
		F3D 1	A9	1				
		AD 6	A9	1				
		TV 2	A9	1				
		T 28C	T	1				
				5*				
NATC R&D	PTXNT RIVER	F8U 1	AR	1				
		F8U 1	A9	1				
		F7U 3M	A9	1				
		F11F 1	A9	3				
		F9F 8	AR	1				
		F9F 8	A9	4				
		F9F 8B	AR	1				
		F9F 8B	A9	1				
		F9F 6	A9	6				
		F9F 5	A9	1				
		F3H 2M	A9	1				
		F2H 2	AR	1				
		F2H 2	A9	6				
		FJ 4	AR	2				
		FJ 4	A9	2				
		FJ 3	A9	3				
		FJ 3M	A9	1				
		F3H 2N	AR	2				
		F3H 2N	A9	4				
		F3D 2	AR	1				
		F3D 1	A9	3				
		F4D 1	AR	3				
		F4D 1	A9	3				
		A4D 1	A9	4				
		AD 7	AR	1				
		AD 7	A9	1				
		AD 6	A9	2				
		AD 4NA	AR	1				
		AD 4NA	A9	1				
		AD 5N	AR	1				
		AD 5N	A9	4				
		AD 5W	A9	1				
		AJ 2P	A9	1				
		A3D 1	A9	2				
		AJ 1	A9	1				
		S2F 1	A9	1				
		P2V 7	A9	1				
		P2V 5F	AR	2				
		P2V 4	A9	2				
		P5M 2	A9	1				
		PBM 5S2	A9	1				
		WV 2	A9	1				
		R5D 2	A9	1				
		R4D 6	A9	1				
		R4D 5	A9	2				
		R4Y 1	A9	1				
		TF 1	A9	1				
		UF 1	A9	1				
		JD 1	A9	2				
		TV 2	AR	1				
		TV 2	A9	3				
		F9F 8T	A9	1				
		JRB 4	A9	1				
		SNB 5	A9	5				
		T 28B	A9	2				
		HO4S 3	A9	1				
		HRS 3	A9	1				
		HUL 1	A9	1				
		YF8U 1	AR	1				
		YF8U 1	A9	2				
		YF11F 1	AR	2				
		YF11F 1	A9	3				
		YFJ 4B	AR	1				
		YFJ 4B	A9	4				
		YF3H 2	A9	1				
		YF4D 1	A9	2				
		YA4D 2	A9	4				
		YA4D 1	A9	2				
		YA3D 1	A9	2				
		YT2V 1	A9	5				
		YF9F 8T	A9	5				
		YHSS 1	AR	1				
		YHSS 1	A9	1				
		YHOK 1	A9	1				
		YHR2S 1	AR	1				
		YHR2S 1	A9	3				
		YHUS 1	A9	1				
		YHUL 1	AR	1				
				146*				

[redacted]

DECLASSIFIED

DECLASSIFIED

TABLE 2 LOCATION OF AIRCRAFT INVENTORY AND PLANNED OPERATING ASSIGNMENTS

BY COMMAND AND UNIT

31 MAY 1957

R&D UNIT	LOCATION	MODEL	INVENTORY STATUS	INVENTORY NO. OF A/C	PLANNED ASSIGNMENTS 30 JUN 1957	30 SEP 1957	31 DEC 1957	31 MAR 1958
NAMTC R&D	POINT MUGU	F3H 2M	AR	2				
		F3H 2M	A9	2				
		FJ 3	A9	1				
		FJ 3	TR	1				
		F2H 3M	T	1				
		F3H 2	AR	2				
		F3H 2	A9	1				
		F3H 2N	T	1				
		F3D 2M	T	1				
		F3D 1	A9	2				
		F3D 1M	AR	2				
		F3D 1M	A9	6				
		F2H 2N	A9	1				
		F4D 1	T	2				
		F9F 6D	A9	1				
		FJ 3D	T	2				
		AD 6	AR	2				
		AD 6	A9	1				
		AD 4NA	A9	1				
		AJ 2P	A9	1				
		P2V 6M	A9	1				
		P2V 5FD	A9	1				
		P2V 3W	A9	1				
		R5D 3	A9	1				
		R5D 2	A9	1				
		R4D 8	A9	1				
		R4Y 1	A9	1				
		JD 1D	AR	1				
		TV 1	A9	1				
		JRB 4	A9	1				
		SNB 5	A9	1				
		R4D 6Q	A9	1				
		TV 2D	A9	2				
		TV 2D	T	2				
		T 28BD	A9	6				
		TV 2KD	A9	3				
		TV 2KD	T	4				
		F6F 5K	A9	40				
				102*				
SDC	PRT WASHNGTN	JRB 4	A9	1				
		SNB 5	A9	1				
				2*				
NATU	QUONSET PNT	AD 5	A9	1				
		S2F 1	A9	1				
		P2V 7	A9	1				
		HSS 1	A9	1				
				4*				
NADU	SO WEYMOUTH	F2H 2N	A9	2				
		F4D 1	A9	2				
		P2V 5F	A9	2				
		WV 2	A9	3				
		SNB 5	AR	1				
		ZPG 2	AR	1				
		ZPG 2	A9	1				
				12*				
VU 3 R&D	REAM FLD	F6F 5K	A9	2				
				2*				
BUREAU OF AERONAUTICS REPRESENTATIVES								
BAR R&D	BALTIMORE	F2H 2	T	2				
		F3D 2	T	1				
		F4D 1	T	1				
		F4D 1	TR	1				
		A3D 1	T	1				
		P2V 4	T	1				
		P2V 3W	T	1				
				8*				
BAR R&D	BETHPAGE	F11F 1	T	11				
		F11F 1F	T	2				
		F9F 8	T	1				
		F9F 6	T	1				
		F7U 3P	U	1				
		S2F 1	T	1				
		S2F 1	TR	1				
		TF 1	T	3				
		F9F 8T	T	3				
				24*				
BAR R&D	BLOOMFIELD	HOK 1	T	4				
		HOK 1	TR	2				
		HOK 1	U	2				
		HTK 1	T	4				
		HTK 1	TR	1				
				13*				
BAR R&D	BUFFALO	F7U 3	TR	1				
		F3D 1	T	2				
		F9F 6P	T	1				
		XHO3S 2	U	1				
				5*				
BAR R&D	BURBANK	P2V 7	T	2				
		WV 3	T	1				
		WV 2EX	T	1				
		R7V 2	T	1				
		T2V 1	T	4				
		TV 2	T	1				
				10*				
BAR R&D	COLUMBUS	FJ 4	T	6				
		FJ 4B	T	5				
		FJ 3M	T	1				
		FJ 2	T	1				
		TV 2	T	1				
		T 28B	T	1				
		T 28C	TR	1				
				16*				
BAR R&D	DALLAS	F8U 1	T	11				
		F9F 2	TR	1				
		F8U 1P	T	3				
		F7U 3P	T	1				
		F9F 6PD	TR	1				
		F2H 2P	T	1				
		R4Y 1	T	1				
				19*				
BAR R&D	DETROIT	F6F 5	T	1				
		SNB 1	T	1				
				2*				
BAR R&D	EST HARTFORD	HSS 1	T	5				
		HR2S 1W	T	2				
		HR2S 1	T	3				
		HRS 3	TR	1				
		HUS 1A	T	1				
				12*				
BAR R&D	ELMHURST	HUP 2	T	1				
				1*				
BAR R&D	EL SEGUNDO	F9F 6	T	1				
		F5D 1	T	3				
		F4D 1	T	15				
		A4D 2	T	6				
		A4D 2	TR	1				
		A4D 1	T	5				
		A4D 1	TR	1				
		AD 7	T	2				
		AD 6	T	2				
		AD 5N	T	3				
		AD 5W	T	1				
		A3D 2	T	6				
		A3D 1	T	3				
		T2V 1	T	1				
		XA4D 1	T	1				
				51*				
BAR R&D	FORT WORTH	HSL 1	T	2				
		HUL 1	T	1				
				3*				
BAR R&D	INGLEWOOD	F3D 2M	T	1				
		R4D 6	T	1				
				2*				
BAR R&D	KANSAS CITY	F7U 3	T	1				
		F2H 2	T	1				
		F3D 2	T	1				
				3*				
BARR R&D	LITCHFLD PRK	P2V 3W	T	1				
				1*				
BAR R&D	MORTON	HUP 2S	T	2				
		HUP 1	T	3				
				5*				
BAR R&D	ST LOUIS	F3H 2M	T	1				
		F3H 2	T	1				
		F3H 2N	T	1				
		F3H 2N	TR	3				
		F3H 1N	T	1				
				7*				
BAR R&D	SAN DIEGO	P2V 2	TR	1				
				1*				
BAR R&D	WICHITA	OE 2	U	1				
		T 34B	T	1				
				2*				
				642	278	279	269	234

TOTAL PROGRAM & NON-PROGRAM AIRCRAFT

TABLE 2 LOCATION OF AIRCRAFT INVENTORY AND PLANNED OPERATING ASSIGNMENTS

DECLASSIFIED

BY COMMAND AND UNIT

31 MAY 1957

BUAER UNIT	LOCATION	MODEL	INVENTORY STATUS	INVENTORY NO. OF A/C	PLANNED ASSIGNMENTS 30 JUN 1957	30 SEP 1957	31 DEC 1957	31 MAR 1958
OVERHAUL & REPAIR ACTIVITIES								
O&R BUAER FA	ALAMEDA	F11F 1	D1	1				
		F9F 8	D1	1				
		F9F 8B	B	2				
		F9F 8B	D1	3				
		F9F 8B	EJ	1				
		F9F 8B	EN	4				
		F9F 8B	M7	7				
		F9F 7	EN	7				
		F9F 6	B	7				
		F9F 6	EJ	1				
		F9F 6	EN	2				
		F9F 6	G7	6				
		F9F 5	B	1				
		F9F 5	D1	8				
		F9F 5	EJ	11				
		F9F 5	E1	26				
		F9F 5	E6	2				
		F9F 5	F1	3				
		F9F 5	G7	9				
		F9F 5	M7	8				
		F9F 5	NX	4				
		F9F 2	NX	1				
		F9F 2	WF	1				
		FJ 4	D1	1				
		FJ 4	E6	1				
		FJ 3	D1	1				
		FJ 2	D1	2				
		FJ 2	E1	15				
		F6F 5	P4	1				
		F2H 4	F6	1				
		F9F 6P	EN	13				
		F9F 6PD	EN	4				
		F9F 5P	D1	3				
		F9F 5P	E1	6				
		F9F 6D	EN	4				
		A4D 1	D1	1				
		AD 6	B	2				
		AD 6	DA	1				
		AD 6	D1	11				
		AD 6	EJ	2				
		AD 6	E1	18				
		AD 6	E6	3				
		AD 6	G5	1				
		AD 5	B	1				
		AD 5	DA	1				
		AD 5	D1	4				
		AD 5	E1	1				
		AD 4L	E1	1				
		AD 4B	DA	2				
		AD 4B	D1	6				
		AD 4B	E1	6				
		AD 4NA	E1	8				
		AD 4NA	E6	1				
		AD 4NA	NX	18				
		AD 4	E1	3				
		AD 4	NX	6				
		AD 4	WF	5				
		AD 3	WF	9				
		AD 2	WD	1				
		AD 2	WF	2				
		AD 5N	D1	3				
		AD 5N	E1	11				
		AD 5N	Y	1				
		AD 5QX	D4	9				
		AD 4Q	WF	2				
		AD 5W	DA	4				
		AD 5W	D1	4				
		AD 5W	E1	13				
		AD 5W	G7	2				
		AD 5W	H7	13				
		AD 5W	Y	1				
		S2F 1	R	5				
		TBM 3E	U	1				
		P2V 7	D1	2				
		P2V 7	E1	3				
		P2V 7	G6	2				
		P2V 6	E1	1				
		P2V 6M	B	1				
		P2V 6M	DA	1				
		P2V 6M	D1	1				
		P2V 6M	E1	2				
		P2V 5	D1	1				
		P2V 5F	B	4				
		P2V 5F	DA	4				
		P2V 5F	D1	30				
		P2V 5F	E1	31				
		P2V 5F	E6	1				
		P2V 5F	G7	5				
		P2V 5F	M7	1				
		P2V 5JF	D1	1				
		P2V 5JF	E1	1				
		P2V 4	EJ	1				
		P2V 4	E1	1				
		P2V 4	E6	1				
		P2V 3BX	D4	4				
		P2V 3W	E1	1				
		P2V 3W	WF	2				
		R4D 6	E1	1				
		R3Y 2	M7	2				
		R3Y 1	M7	2				
		R3Y 1	Y	1				
		UF 1	EJ	1				
				456*				
O&R BUAER FA	CHERRY POINT	F2H 2	D1	3				
		F2H 2	MW	18				
		F2H 2	NX	9				
		F2H 2	P4	1				
		F2H 2	WF	5				
		F2H 2B	MW	6				
		F2H 2B	NX	2				
		FJ 4	D1	2				
		FJ 3	C	5				
		FJ 3	D1	2				
		FJ 3	E6	2				
		FJ 3	G7	3				
		FJ 3M	E6	1				
		FJ 2	D1	10				
		FJ 2	MX	26				
		F2H 4	B	1				
		F2H 4	D1	16				
		F2H 4	E6	2				
		F2H 3	D1	3				
		F3H 2N	D1	4				
		F3H 2N	E6	1				
		F3D 2Q	F1	4				
		F2H 2B	D1	5				
		F2H 2P	E6	1				
		F2H 2P	MX	1				
		F7F 2D	S3	1				
		OE 2	D1	4				
		OE 2	E1	1				
		OE 1	E1	1				
		OE 1	MX	3				
		OE 1	NX	2				
		R4Q 1	D1	5				
		R4Q 1	G7	1				
		PV 2T1	S3	3				
		PV 2T2	S3	1				
		HO5S 1	Y	1				
		HRS 1	D1	2				
				155*				
O&R BUAER FA	CRPS CHRISTI	F9F 6	EJ	2				
		F9F 6	F1	1				
		F9F 5	C	2				
		F9F 2	NX	1				
		F9F 2	P4	4				
		F9F 2	S3	1				
		F9F 2	S4	1				
		AD 4	C	2				
		S2F 1T	C	1				
		P2V 5	D1	3				
		P2V 5F	D1	4				
		P2V 4	D1	3				
		P2V 2	OX	1				
		P2V 2	Y	1				
		PBM 5S2	EJ	1				
		PBM 5S2	MX	5				
		WV 2	D3	2				
		WV 2	G5	1				
		R6D 1	D3	10				
		R5D 5X	G4	1				
		R5D 3	B	1				
		R5D 3	D3	6				
		R5D 3	E3	1				
		R5D 2	DC	1				
		R5D 2	D3	2				
		R5D 4R	D3	2				
		R6D 1Z	D3	1				
		R5D 3Z	E3	1				
		R4Q 2	B	2				
		R4Q 2	DC	1				
		R4Q 2	D3	8				
		R4Q 2	E3	2				
		R4Q 2	H7	2				
		R4Q 1	D2	1				
		R4Q 1	NX	2				
		TV 2	C	6				
		TV 2	D1	6				
		TV 2	EJ	7				
		TV 2	E6	2				
		HO4S 3	C	1				
				102*				

DECLASSIFIED

TOTAL PROGRAM & NON-PROGRAM AIRCRAFT

CONFIDENTIAL

TABLE 2 LOCATION OF AIRCRAFT INVENTORY AND PLANNED OPERATING ASSIGNMENTS

BY COMMAND AND UNIT

31 MAY 1957

BUAER UNIT	LOCATION	MODEL	INVENTORY STATUS	INVENTORY NO. OF A/C	PLANNED ASSIGNMENTS 30 JUN 1957	30 SEP 1957	31 DEC 1957	31 MAR 1958
O&R BUAER FA	JACKSONVILLE	F8U 1	D1	2				
		F2H 2P	G5	1				
		S2F 2	B	1				
		S2F 1	D1	6				
		S2F 1	E1	1				
		S2F 1	G9	7				
		S2F 1T	B	1				
		S2F 1T	C	1				
		S2F 1TX	D1	6				
		AF 3S	S3	1				
		P2V 7	EN	1				
		R4D 8	B	3				
		R4D 8	D1	6				
		R4D 8	F1	2				
		R4D 6	F1	3				
		R4D 5	F1	2				
		TV 2	C	3				
		TV 2	D1	5				
		TV 2	E6	3				
		TV 2	F1	1				
		SNB 5	EN	2				
		R4D 5Q	NX	1				
		R4D 6S	OX	1				
		R4D 5S	NX	1				
		R4D 7	EJ	1				
		HSS 1	D1	2				
		HOK 1	D1	2				
		HOK 1	E6	1				
		HO4S 3	B	1				
		HO4S 3	D1	3				
		HO3S 1	NX	1				
		HR2S 1	E1	1				
		HRS 3	B	1				
		HRS 3	E1	1				
		HRS 3X	E9	2				
		HUS 1	C	1				
		H-P 2	B	4				
		HUP 2	D1	10				
		HUP 2	E1	2				
		HUP 2X	D4	1				
		HUP 1	NX	3				
		HTL 6	B	1*				
		HTL 6	D1	1				
		HTL 5	B	2				
		HTL 5	D1	2				
		HTL 4	D1	2				
				106*				
O&R BUAER FA	LAKEHURST	ZS2G 1	D1	1				
		ZSG 4	D1	5				
		ZSG 3	B	1				
		ZPG 2	D1	2				
		ZPG 2	G6	1				
		ZPG 2W	G6	1				
				11*				
O&R BUAER FA	NORFOLK	F7U 3	MZ	10				
		F7U 3M	MZ	11				
		F9F 8	D1	1				
		F9F 8	E6	1				
		F9F 8B	B	5				
		F9F 8B	D1	12				
		F9F 8B	E6	2				
		F9F 7	MW	60				
		F9F 7	MX	6				
		F9F 6	DA	1				
		F9F 6	D1	7				
		F9F 6	E1	37				
		F9F 6	E6	4				
		F9F 6	HP	1				
		F9F 6	M9	13				
		F9F 6X	MW	3				
		F9F 5	B	1				
		F9F 5	DA	7				
		F9F 5	D1	16				
		F9F 5	E1	4				
		F4D 1	E6	2				
		F4D 1	G6	1				
		F9F 8P	C	1				
		F9F 8P	MX	1				
		F9F 6P	HP	1				
		F9F 6P	MX	13				
		F9F 5P	MX	2				
		F9F 6D	B	3				
		F9F 6DX	DD	6				
		F9F 6DX	D4	3				
		F9F 6DX	G4	2				
		F9F 6DX	G6	2				
		F8F 2D	S4	1				
		AD 4B	EN	1				
		AD 1	R	1				
		AD 5W	MZ	6				
		A3D 1P	G5	1				
		AJ 2P	D1	2				
		AJ 2P	E1	1				
		A3D 1Q	G5	1				
		P4M 1Q	G9	2				
		A3D 1	D1	1				
		A3D 1	H5	1				
		AJ 2	DA	2				
		AJ 2	D1	1				
		AJ 2	G5	1				
		AJ 1	MX	6				
		P2V 7	C	2				
		P2V 7	EJ	1				
		P2V 7	F1	1				
		P2V 6M	EJ	1				
		P2V 5F	EJ	4				
		P2V 5F	F1	1				
		P2V 5JF	C	1				
		P2V 5JF	EJ	1				
		P2V 3W	G6	1				
		P5M 2	D1	2				
		P5M 2	G7	1				
		P5M 1	D1	1				
		P5M 1	MX	13				
		PBM 5S2	EJ	10				
		JD 1	B	1				
		JD 1	DA	2				
		JD 1	E1	8				
		JD 1	E6	1				
		JD 1	M1	6				
		JD 1X	E4	10				
		JD 1D	E1	1				
		JD 1DX	DD	1				
		F9F 8T	C	1				
		JRB 6	EN	1				
		N3N 3	B5	1				
		N3N 3	E1	1				
		N3N 3	E6	1				
		N3N 3	MW	4				
		HSL 1	MZ	13				
		HSL 1	NY	4				
		HRS 3	EN	1				
		HUP 2	EN	1				
		E 175	SK	1				
		F9F 6KX	D4	20				
		F9F 6KX	E9	1				
		F9F 6KX	G4	1				
		F6F 5K	MZ	3				
		F6F 5K	NY	4				
				402*				
O&R BUAER FA	PENSACOLA	F6F 5	B	1				
		F6F 5	DA	1				
		F6F 5	D1	2				
		PBM 5S2	D1	6				
		PBM 5S2	E1	6				
		UF 1	B	3				
		UF 1	D1	9				
		UF 1	E1	1				
		PBM 5A	R	1				
		PBM 5A	RD	1				
		JRB 6	B	3				
		JRB 6	D1	4				
		JRB 6	E1	3				
		JRB 4	SL	3				
		SNB 5	B	2				
		SNB 5	DA	3				
		SNB 5	D1	30				
		SNB 5	E1	35				
		SNB 5	E6	2				
		SNB 5	G6	1				
		SNB 4	B	1				
		SNB 4	D1	1				
		SNB 4	E1	1				
		SNB 5P	E1	2				
		T 34B	B	38				
		T 34B	DA	1				
		T 34B	MY	1				
		T 28B	B	2				
		T 28B	DA	2				
		T 28B	D1	30				
		T 28B	E1	20				
		T 28B	E6	2				
		T 28C	DA	1				
		T 28C	D1	1				
		SNJ 6	E1	3				
		SNJ 6	P4	17				
		SNJ 6	WF	1				
		SNJ 5	B	5				
		SNJ 5	DA	3				
		SNJ 5	D1	14				
		SNJ 5	E1	34				
		SNJ 5	E6	1				
		SNJ 5	P4	14				
		SNJ 5	WF	4				
		SNJ 4	OY	1				
		SNJ 4	SM	11				
		SNJ 6B	P4	6				
		SNJ 6B	WF	3				
		SNJ 5B	P4	5				
		SNJ 5B	WF	3				
		SNJ 5C	MX	2				
		SNJ 5C	MZ	6				
		SNJ 5C	P4	1				
		F6F 5K	B	23				
		F6F 5K	C	4				
		F6F 5K	G6	1				
		F6F 5KX	DD	4				
		F6F 5KX	D4	33				
		F6F 5KX	E4	11				
				432*				

CONFIDENTIAL

DECLASSIFIED

TOTAL PROGRAM & NON-PROGRAM AIRCRAFT

TABLE 2 LOCATION OF AIRCRAFT INVENTORY AND PLANNED OPERATING ASSIGNMENTS

BY COMMAND AND UNIT

31 MAY 1957

BUAER UNIT	LOCATION	MODEL	INVENTORY STATUS	INVENTORY NO. OF A/C	PLANNED ASSIGNMENTS 30 JUN 1957	30 SEP 1957	31 DEC 1957	31 MAR 1958
O6R BUAER FA	QUONSET PNT	F2H 3	RG	1				
		F3D 2	D1	3				
		F3D 2	E1	2				
		F3D 2T2X	DD	2				
		F3D 2T2X	D4	1				
		F3D 2T2X	G8	2				
		AD 6	B	1				
		AD 6	DA	1				
		AD 6	D1	26				
		AD 6	E1	12				
		AD 6	E6	6				
		AD 5	B	2				
		AD 5	DA	3				
		AD 5	D1	7				
		AD 5	E1	1				
		AD 4L	OX	1				
		AD 4L	P4	1				
		AD 4L	WF	1				
		AD 4B	B	3				
		AD 4B	D1	9				
		AD 4B	E1	2				
		AD 4B	E6	2				
		AD 4NA	E6	2				
		AD 4NA	NX	1				
		AD 4NA	OX	1				
		AD 4	B	1				
		AD 4	NX	2				
		AD 4	OX	1				
		AD 4	P4	1				
		AD 5N	B	1				
		AD 5N	D1	10				
		AD 5N	E1	10				
		AD 5N	E6	2				
		AD 4NL	S3	1				
		AD 3Q	P4	1				
		AD 2Q	S3	1				
		AD 5W	C	3				
		AD 5W	D1	14				
		AD 5W	E6	3				
		TBM 3E	S3	1				
		HO4S 3	F6	1				
		HUP 2	F6	1				
				147*				
O6R BUAER FA	SAN DIEGO	F7U 3	NY	1				
		F7U 3M	B5	1				
		F9F 2	NX	1				
		F9F 2	QX	7				
		F2H 2	NX	2				
		F6F 5	MZ	4				
		F6F 5	P4	2				
		F2H 3	B	1				
		F2H 3	DA	3				
		F2H 3	D1	10				
		F2H 3	E1	1				
		F2H 3	E6	2				
		F3H 2N	D1	1				
		F3H 2N	H5	3				
		F3D 2	DA	1				
		F3D 2	D1	6				
		F3D 2	E1	3				
		F3D 2T	E1	2				
		F3D 2T2	B	1				
		F3D 2T2X	DA	1				
		F3D 2T2X	D4	5				
		F3D 2T2X	G8	1				
		F3D 2QX	D1	1				
		F3D 2M	B	1				
		F3D 1	NX	1				
		F3D 1M	NX	1				
		F9F 5P	H4	5				
		F9F 5KDX	G4	1				
		F9F 2KD	B	1				
		AD 6	EJ	3				
		AD 6	F1	1				
		AD 4	WF	2				
		AJ 2P	B	2				
		AJ 2	D1	1				
		S2F 1	EJ	10				
		S2F 1	MX	2				
		S2F 1	NX	1				
		S2F 1T	B	1				
		TBM 3S2	S3	2				
		P4Y 2	B	1				
		P4Y 2	DA	1				
		P4Y 2	D1	2				
		P4Y 2	E1	5				
		P4Y 2	S4	1				
		P4Y 2	Y	2				
		P5M 2	B	1				
		P5M 2	E1	1				
		P5M 1	B	5				
		P5M 1	DA	2				
		P5M 1	D1	1				
		P5M 1	EJ	4				
		P5M 1	E1	2				
		P5M 1	MP	1				
		P5M 1	MX	3				
		P5M 5	W	3				
		P5M 5S2	NX	14				
		OE 2	EJ	1				
		R4D 8	B	4				
		R4D 8	EJ	1				
		R4D 6	E	1				
		R4D 5	F1	1				
		UF 1	EJ	1				
		JD 1	B	1				
		JD 1	EJ	1				
		TV 2	B	5				
		TV 2	DA	4				
		TV 2	D1	50				
		TV 2	E1	11				
		TV 2	E6	1				
		TV 2	G5	2				
		JRB 4	WB	1				
		JRB 4	WF	1				
		SNB 5	EJ	3				
		SNB 5	EN	1				
		SNJ 5	WD	1				
		TV 2D	MX	1				
		TV 2KD	D1	1				
		HSS 1	D1	7				
		HSL 1	MZ	13				
		HSL 1	NX	1				
		HSL 1	NY	3				
		HO4S 3	B	1				
		HO4S 3	D1	1				
		HO4S 3	G6	1				
		HO4S 1	SL	1				
		HRS 3	DA	1				
		HRS 3X	D4	2				
		HRS 1	E1	4				
		HRS 1	F1	1				
		HUP 2	B	1				
		HUP 2	D1	1				
		HUP 2	E6	1				
		HUP 1	EN	1				
		HTL 4	B	1				
		HTL 4	D1	2				
		F6F 5K	B	4				
		P4Y 2K	H8	1				
				285*				
BUREAU OF AERONAUTICS REPRESENTATIVES								
BAR FA	AKRON	ZPG 2W	V	1				
				1*				
BAR FA	BALTIMORE	P5M 2	B	1				
		P5M 1	D1	5				
		P5M 1	G6	1				
				7*				
BAR FA	BETHPAGE	F11F 1	V	3				
		F9F 8P	C	1				
		F9F 8P	V	1				
		S2F 1	C	1				
		S2F 1	V	2				
		F9F 8T	C	2				
		F9F 8T	V	3				
				13*				
BARR FA	BLOOMFIELD	HOK 1	B	10				
		HOK 1	G6	1				
		HOK 1	G7	1				
		HOK 1	HR	1				
		HOK 1	H6	1				
		HOK 1	NY	2				
				16*				
BAR FA	BURBANK	P2V 7	B	1				
		P2V 7	G4	2				
		P2V 7	G5	2				
		P2V 6F	G5	1				
		P2V 5FX	G5	4				
		WV 2	B	2				
		R7V 1	B	1				
		R7V 1	D3	13				
		T2V 1	B	1				
		T2V 1	V	10				
		TV 2	B	1				
		TV 2	C	1				
				39*				
BAR FA	COLUMBUS	FJ 4	G5	2				
		FJ 4	H5	1				
		FJ 4B	B	4				
		FJ 4B	C	1				
		FJ 3	B	1				
		FJ 3	C	2				
		FJ 3	G5	7				
		FJ 3D	C	1				
		R4Y 1	D3	4				
		T 28C	C	4				
				27*				
BAR FA	DALLAS	F8U 1	B	9				
		F8U 1	V	4				
		XF8U 1	B	2				
				15*				

DECLASSIFIED

TABLE 2 LOCATION OF AIRCRAFT INVENTORY AND PLANNED OPERATING ASSIGNMENTS

BY COMMAND AND UNIT

31 MAY 1957

BUAER UNIT	LOCATION	MODEL	INVENTORY STATUS	INVENTORY NO. OF A/C	PLANNED ASSIGNMENTS 30 JUN 1957	30 SEP 1957	31 DEC 1957	31 MAR 1958
BAR FA	EL SEGUNDO	F4D 1	B	2				
		F4D 1	C	5				
		F4D 1	G5	7				
		F4D 1	H5	6				
		A4D 1	B	3				
		A4D 1	C	1				
		A3D 2	V	1				
		A3D 1	G6	1				
				26*				
BAR FA	EST HARTFORD	HSS 1	V	13				
		HR2S 1	V	7				
		HRS 3	R	5				
		HUS 1	V	12				
		HUS 1A	V	4				
				41*				
BARR FA	FORT WORTH	HSL 1	V	3				
		HUL 1	G5	1				
				4*				
BAR FA	SAN DIEGO	FJ 4	B5	1				
		YF2Y 1	V	1				
				2*				
BAR FA	ST LOUIS	F3H 2M	B	6				
		F3H 2M	C	2				
		F3H 2M	G5	3				
		F3H 2N	B	3				
		F3H 2N	C	1				
		F3H 2N	G5	15				
		SNB 5	EN	1				
				32*				
BAR FA	WICHITA	T 34B	B	2				
				2*				
MISCELLANEOUS BUAER ACTIVITIES								
POOL BUAER FA	BRUNSWICK	ZPG 2	G9	1				
				1*				
POOL BUAER FA	JOHNSVILLE	AD 6	EN	1				
				1*				
POOL BUAER FA	LITCHFLD PRK	F6F 5K	Y	1				
				1*				
POOL BUAER FA	MUSTIN FIELD	XBT2D 1	S2	1				
				1*				
POOL BUAER FA	OCEANA	A4D 1	EN	1				
				1*				
POOL BUAER FA	PHILADELPHIA	F7U 3	S3	2				
		F2H 2N	S3	1				
				3*				
POOL BUAER FA	PTXNT RIVER	F9F 7	SL	1				
		HTL 3	S4	1				
				2*				
POOL BUAER FA	SANFORD	AJ 1	Y	1				
				1*				
POOL BUAER FA	SEATTLE	AD 5	Q1	1				
				1*				
POOL BUAER FA	SO WEYMOUTH	TV 2	F6	1				
		HUP 2	F6	1				
				2*				
BUAER FA	ACFT ON LOAN	S2F 1	U	1				
		R6D 1	U	2				
		R5D 3	U	2				
		R5D 4R	U	1				
		R4D 5	U	2				
		R4D 6R	U	16				
		R4D 5R	U	15				
		JRF 5	U	3				
		JRB 4	U	2				
				44*				
STORAGE FACILITIES								
STORAGE FACLTY	LITCHFLD PRK	F7U 3	S3	2				
		F7U 3	WB	54				
		F7U 3M	WB	28				
		F9F 7	MX	34				
		F9F 7	Z	1				
		F9F 5	MX	27				
		F9F 2	MX	64				
		F9F 2	MY	1				
		F9F 2	P4	7				
		F9F 2	WB	5				
		F9F 2	WD	3				
		F9F 2	WF	8				
		F2H 2	MX	3				
		F2H 2	P4	5				
		F2H 2	WB	3				
		F2H 2	WF	6				
		F2H 2B	MX	4				
		F6F 5	MX	59				
		F6F 5	MY	1				
		F3D 1	MX	2				
		F2H 2N	MX	3				
		F7U 3P	WB	2				
		F9F 2P	MX	1				
		F8F 2D	MX	5				
		F9F 2KD	P4	2				
		AD 4L	MX	1				
		AD 4L	WB	2				
		AD 4L	WF	1				
		AD 4NA	MX	25				
		AD 4NA	WB	2				
		AD 4	MX	5				
		AD 4	P4	2				
		AD 4	WB	23				
		AD 4	WF	2				
		AU 1	R	1				
		AD 4Q	MX	1				
		AD 4Q	WB	4				
		AD 5W	MX	8				
		AD 5W	MY	5				
		P2V 3	MX	10				
		P2V 3W	MX	6				
		P2V 2	MX	27				
		P4Y 2	MX	20				
		P4Y 2	MY	1				
		P4Y 2	S3	2				
		WV 1	MX	1				
		R7V 2	M7	1				
		R4Q 1	MX	3				
		R4D 6	F1	1				
		R4D 6	MX	5				
		R4D 6	WF	1				
		R4D 5	F1	13				
		R4D 5	MX	9				
		R4D 6R	P4	2				
		R4D 6R	WB	4				
		R4D 6R	WF	1				
		R4D 5R	WB	1				
		R4D 6Z	P4	2				
		R4D 6Z	WB	4				
		R4D 5Z	WB	1				
		UF 1	MX	4				
		JD 1X	M4	11				
		JRB 6	MX	10				
		JRB 4	MX	31				
		JRB 4	WB	93				
		JRB 4	WF	1				
		SNB 5	MX	29				
		SNB 4	MY	2				
		SNJ 6	P4	16				
		SNJ 6	WB	91				
		SNJ 6	WF	6				
		SNJ 5	P4	22				
		SNJ 5	WB	294				
		SNJ 5	WF	26				
		SNJ 6B	P4	5				
		SNJ 6B	WB	23				
		SNJ 6B	WF	5				
		SNJ 5B	P4	5				
		SNJ 5B	WB	97				
		SNJ 5B	WF	11				
		SNJ 5C	MX	1				
		SNJ 5C	MY	1				
		SNJ 5C	WB	11				
		SNJ 5C	WF	2				
		R4D 6Q	MX	2				
		R4D 6Q	P4	1				
		R4D 6Q	WB	1				
		R4D 6Q	WF	1				
		R4D 5Q	MX	2				
		R4D 5Q	P4	1				
		R4D 5Q	WB	1				
		R4D 6S	MX	5				
		R4D 5S	MX	4				
		HUP 1	MX	1				
		F6F 5KX	P4	1				
		F6F 5KX	EM	3				
		F6F 5KX	F4	1				
		P4Y 2K	H7	12				
		P4Y 2K	MY	9				
				1371*				
				3750				

[redacted]

TOTAL OPERATING AIRCRAFT

DECLASSIFIED

TABLE 3 SUMMARY OF AIRCRAFT INVENTORY AND PLANNED OPERATING ASSIGNMENTS

BY MODEL

31 MAY 1957

CLASS & MODEL	COMMAND	OPERATING INVENTORY	PLANNED ASSIGNMENTS 30 JUN 1957	30 SEP 1957	31 DEC 1957	31 MAR 1958
TOTAL	LANT	2488	2457	2465	2489	2482
	PAC	2598	2661	2681	2712	2715
	NABS	456	460	461	422	423
	NATRA	2380	2278	2339	2430	2448
	NART	1317	1426	1377	1350	1350
	R&D	289	278	279	269	254
		9528	9560	9602	9672	9672
FIGHTER	LANT	816	812	806	772	775
	PAC	1010	1035	1030	1050	1074
	NABS	20	20	18	17	17
	NATRA	386	296	305	310	310
	NART	497	512	519	524	524
	R&D	127	122	124	116	104
		2856	2797	2802	2789	2804
ATTACK	LANT	601	558	567	612	594
	PAC	557	557	571	569	540
	NABS	48	46	45	45	45
	NATRA	80	88	76	76	76
	NART	132	151	144	116	116
	R&D	51	41	41	41	43
		1469	1441	1444	1459	1414
ANTI SUBMARINE	LANT	126	124	124	124	124
	PAC	92	85	85	85	85
	NABS	1				
	NATRA	113	95	140	140	140
	NART	115	170	128	128	128
	R&D	4	8	6	6	6
		451	482	483	483	483
PATROL	LANT	211	206	204	205	200
	PAC	186	194	193	193	193
	NABS	1	1	1		
	NATRA	72	82	80	80	80
	NART	115	119	121	121	121
	R&D	24	24	22	22	20
		609	626	621	621	614
WARNING	LANT	48	47	50	52	58
	PAC	31	39	46	55	55
	NATRA	5	6	6	6	6
	R&D	4	2	3	3	3
		85	94	105	116	122
OBSERVATION	LANT	12	12	12	12	12
	PAC	27	24	24	24	24
	NABS	2				
		41	36	36	36	36
TRANSPORT	LANT	155	169	177	178	178
	PAC	177	190	192	193	197
	NABS	46	52	54	54	54
	NATRA	21	19	19	20	20
	NART	51	55	55	56	56
	R&D	15	16	16	16	16
		465	501	513	517	521
UTILITY	LANT	64	62	62	63	63
	PAC	58	64	63	63	63
	NABS	23	23	23	23	23
	NATRA	3	2	2	2	2
	NART	2	2	2	2	2
	R&D	5	6	6	6	5
		155	159	158	159	158
TRAINING	LANT	234	216	209	206	203
	PAC	231	227	235	235	230
	NABS	263	269	271	234	234
	NATRA	1598	1595	1610	1695	1721
	NART	366	374	365	361	361
	R&D	43	45	47	46	44
		2735	2726	2737	2777	2793
ROTARY WING	LANT	199	218	223	234	246
	PAC	229	246	242	245	254
	NABS	52	49	49	49	50
	NATRA	97	89	96	96	88
	NART	34	38	38	38	38
	R&D	11	11	11	11	11
		622	651	659	673	687
AIRSHIPS	LANT	25	33	31	31	29
	NATRA	5	6	5	5	5
	NART	5	5	5	4	4
	R&D	5	3	3	2	2
		40	47	44	42	40
		9528	9560	9602	9672	9672

CLASS & MODEL	COMMAND	OPERATING INVENTORY	PLANNED ASSIGNMENTS 30 JUN 1957	30 SEP 1957	31 DEC 1957	31 MAR 1958
FIGHTER						
VF DAY JET	LANT	489	483	459	399	335
	PAC	654	640	611	596	597
	NABS	20	20	18	17	17
	NATRA	366	274	279	280	280
	NART	483	512	519	524	524
	R&D	65	61	62	57	52
		2077	1990	1944	1873	1855
VF DAY PROP	LANT	1	4	4	4	4
	PAC	12	15	15	15	15
	R&D	3	4	4	4	4
		16	23	23	23	23
VF AW JET	LANT	226	220	241	268	282
	PAC	254	290	314	347	364
	NATRA	5	16	24	24	24
	R&D	49	41	40	37	34
		534	567	619	676	704
VF P JET	LANT	71	58	59	62	65
	PAC	71	67	67	67	67
	NATRA	15	6	6	6	6
	NART	14				
	R&D	6	8	7	7	7
		177	139	139	142	145
VF D JET	LANT	8	34	34	34	34
	PAC	14	18	18	20	26
	R&D	4	8	11	11	7
		26	60	63	65	67
VF D PROP	LANT	16	8	4		
		16	8	4		
VF KD JET	LANT	5	5	5	5	5
	PAC	5	5	5	5	5
		10	10	10	10	10
		2856	2797	2802	2789	2804
ATTACK						
VA DAY JET	LANT	60	62	88	144	198
	PAC	57	61	72	74	88
	R&D	10	8	8	8	10
		127	131	168	226	296
VA DAY PROP	LANT	343	310	289	281	210
	PAC	315	309	309	303	262
	NABS	43	43	43	43	43
	NATRA	76	82	72	72	72
	NART	123	146	144	116	116
	R&D	27	17	15	15	15
		927	907	872	830	718
VA AW PROP	LANT	61	50	48	50	49
	PAC	76	76	75	64	54
	NABS	5	3	2	2	2
	NATRA	4	6	4	4	4
	NART	9	5			
	R&D	5	5	7	7	8
		160	145	136	127	117
VA W PROP	LANT	57	52	52	48	48
	PAC	48	48	48	48	48
	R&D	2	2	2	2	2
		107	102	102	98	98
VA P JET	LANT		1	1	1	1
	PAC					1
			1	1	1	2
VA P PROP	LANT	9	9	9	9	9
	PAC	9	9	9	9	9
	R&D	2				
		20	18	18	18	18
VA Q JET	LANT	2	3	3	3	3
	PAC	2	2	2	3	3
		4	5	5	6	6
VA Q PROP	LANT	3	3	3	4	4
	PAC	3	4	4	4	4
		6	7	7	8	8
VA H JET	LANT	36	38	60	64	72
	PAC	23	24	28	40	47
	R&D	4	8	8	8	7
		63	70	96	112	126
VA H PROP	LANT	30	30	14	8	
	PAC	24	24	24	24	24
	R&D	1	1	1	1	1
		55	55	39	33	25
		1469	1441	1444	1459	1414

[redacted]

DECLASSIFIED

[redacted]

TOTAL OPERATING AIRCRAFT

TABLE 3 SUMMARY OF AIRCRAFT INVENTORY AND PLANNED OPERATING ASSIGNMENTS

BY MODEL

31 MAY 1957

CLASS & MODEL	COMMAND	OPERATING INVENTORY	PLANNED ASSIGNMENTS 30 JUN 1957	30 SEP 1957	31 DEC 1957	31 MAR 1958
ANTI SUBMARINE						
VS	LANT	126	124	124	124	124
	PAC	92	85	85	85	85
	NABS	1				
	NATRA	113	95	140	140	140
	NART	115	170	128	128	128
	R&D	4	8	6	6	6
		451	482	483	483	483
		451	482	483	483	483
PATROL						
VP L	LANT	154	156	154	155	150
	PAC	115	121	120	120	120
	NABS	1	1	1		
	NATRA	54	53	54	54	54
	NART	115	119	121	121	121
	R&D	22	23	21	21	20
		461	473	471	471	465
VP S	LANT	57	50	50	50	50
	PAC	71	73	73	73	73
	NATRA	18	29	26	26	26
	R&D	2	1	1	1	
		148	153	150	150	149
		609	626	621	621	614
WARNING						
VW WEA	LANT	3	3	3	3	3
	PAC	2	3	3	3	3
		5	6	6	6	6
VW AEW	LANT	42	44	47	49	55
	PAC	29	36	43	52	52
	NATRA	5	6	6	6	6
	R&D	4	2	3	3	3
		80	88	99	110	116
		85	94	105	116	122
OBSERVATION						
VO	LANT	12	12	12	12	12
	PAC	27	24	24	24	24
	NABS	2				
		41	36	36	36	36
		41	36	36	36	36
TRANSPORT						
VR H	LANT	41	46	46	46	46
	PAC	102	109	109	109	109
	NABS	6	4	4	4	4
	NATRA	6	6	6	6	6
	NART	35	39	39	39	39
	R&D	4	5	5	5	5
		194	209	209	209	209
VR M	LANT	97	103	111	111	111
	PAC	52	55	56	56	56
	NABS	37	46	48	49	49
	NATRA	15	13	13	14	14
	NART	16	16	16	17	17
	R&D	10	10	10	10	10
		227	243	254	257	257
VR S	PAC	6	7	7	7	7
		6	7	7	7	7
VR C	LANT	17	20	20	21	21
	PAC	17	19	20	21	25
	NABS	3	2	2	1	1
	R&D	1	1	1	1	1
		38	42	43	44	48
		465	501	513	517	521
UTILITY						
VU SAR	LANT	25	25	25	26	26
	PAC	25	27	26	26	26
	NABS	23	23	23	23	23
	NATRA	3	2	2	2	2
	NART	2	2	2	2	2
	R&D	1	1	1	1	1
		79	80	79	80	80
VU TOW	LANT	39	37	37	37	37
	PAC	33	37	37	37	37
	R&D	4	5	5	5	4
		76	79	79	79	78
		155	159	158	159	158

CLASS & MODEL	COMMAND	OPERATING INVENTORY	PLANNED ASSIGNMENTS 30 JUN 1957	30 SEP 1957	31 DEC 1957	31 MAR 1958
TRAINING						
VT JET	LANT	90	90	90	90	90
	PAC	96	99	112	112	112
	NABS	9	9	11	14	14
	NATRA	205	195	226	330	372
	NART	87	90	92	93	93
	R&D	11	12	15	15	15
		498	495	546	654	696
VT ME	LANT	109	105	98	96	93
	PAC	107	107	101	101	96
	NABS	198	198	198	198	198
	NATRA	163	174	196	196	204
	NART	177	180	172	170	170
	R&D	17	17	17	17	15
		771	781	782	778	776
VT SE	LANT	15	12	12	12	12
	PAC	18	16	16	16	16
	NABS	56	61	61	21	21
	NATRA	1225	1222	1184	1165	1141
	NART	95	98	95	94	94
	R&D	2	4	4	3	3
		1411	1413	1372	1311	1287
VT E	LANT	12				
	PAC	5				
	NATRA	1				
	NART	7	6	6	4	4
	R&D	2	2	2	2	2
		27	8	8	6	6
VT NAV	NABS		1	1	1	1
	NATRA	4	4	4	4	4
		4	5	5	5	5
VT D JET	LANT	4	4	4	4	4
	PAC	4	4	5	5	5
	R&D	2	2	1	1	1
		10	10	10	10	10
VT D PROP	LANT	3	4	4	3	3
	R&D	6	6	6	6	6
		9	10	10	9	9
VT KD JET	LANT	1	1	1	1	1
	PAC	1	1	1	1	1
	R&D	3	2	2	2	2
		5	4	4	4	4
		2735	2726	2724	2777	2793
ROTARY WING						
HS	LANT	46	61	64	81	87
	PAC	48	56	56	56	56
	R&D	7	7	7	7	7
		101	124	127	144	150
HO	LANT	27	36	35	22	17
	PAC	27	32	33	33	33
	NABS	8	11	11	11	11
	NATRA	18	17	24	30	30
	R&D	1				
		81	96	103	96	91
HR	LANT	59	55	57	62	68
	PAC	82	83	77	76	72
	NABS	13	9	9	8	9
	R&D	2	3	3	3	3
		156	150	146	149	152
HU	LANT	55	61	63	66	74
	PAC	52	66	72	77	93
	NABS	31	29	29	30	30
	NATRA	36	33	33	27	19
	NART	28	30	30	30	30
	R&D	1	1	1	1	1
		203	220	228	231	247
HT	LANT	12	5	4	3	
	PAC	20	9	4	3	
	NATRA	43	39	39	39	39
	NART	6	8	8	8	8
		81	61	55	53	47
		622	651	659	673	687
AIRSHIPS						
ZP	LANT	22	29	27	29	26
	NATRA	5	6	5	5	5
	NART	5	5	5	4	4
	R&D	5	3	3	1	1
		37	43	40	38	36
ZW	LANT	3	4	4	3	3
	R&D				1	1
		3	4	4	4	4
		40	47	44	42	40

[redacted]

[redacted]

48

DECLASSIFIED

TOTAL OPERATING AIRCRAFT

TABLE 3 SUMMARY OF AIRCRAFT INVENTORY AND PLANNED OPERATING ASSIGNMENTS

BY MODEL

31 MAY 1957

CLASS & MODEL	COMMAND	OPERATING INVENTORY	PLANNED ASSIGNMENTS 30 JUN 1957	30 SEP 1957	31 DEC 1957	31 MAR 1958
FIGHTER						
VF DAY JET						
F8U 1	LANT	13	20	34	48	55
	PAC	14	20	40	62	82
	R6D	2	4	4	5	5
		29	44	78	115	152
F7U 3	LANT	3				
	PAC	1				
	NABS	1	1	1		
	NART	1				
	R6D	5	4	4	4	2
		11	5	5	4	2
F7U 3M	LANT	7	6			
	PAC	12	14	14		
	R6D	1	1	1	1	
		20	21	15	1	
F11F 1	LANT	8	9	20	34	48
	PAC	3	3	20	46	60
	NATRA	6				
	R6D	3	2	4	4	4
		20	14	44	84	112
F9F 8	LANT	68	54	51	28	28
	PAC	86	92	86	76	83
	NATRA	8	5	5	5	5
	NART			44	88	88
	R6D	6	4	4	4	4
		168	155	190	201	208
F9F 8B	LANT	127	129	97	66	60
	PAC	154	138	91	62	12
	NATRA	13	18	18	18	18
	R6D	4	5	5	5	5
		298	290	211	151	95
F9F 7	NART	1				
		1				
F9F 6	LANT	5	7	5	5	4
	PAC	11	5			
	NATRA	9				
	NART	354	353	325	260	260
	R6D	7	7	6	5	4
		386	372	336	270	268
F9F 5	LANT	32	6			
	PAC	81	79	39	6	
	NATRA	123	100	140	160	160
	NART	22	32	32	32	32
	R6D	3	3	3	3	3
		261	220	214	201	195
F9F 4	R6D	1				
		1				
F9F 2	NATRA	161	121	90	75	75
	R6D	3	3	3	3	3
		164	124	93	78	78
F3H 2M	LANT	17	22	22	16	28
	PAC	25	28	24	24	24
	R6D	5	6	6	3	2
		47	56	52	43	54
F2H 2	LANT	13	14	14		
	PAC	2				
	NABS	19	19	17	17	17
	NATRA	28	22	22	22	22
	NART	50	63	54	48	48
	R6D	11	6	6	6	6
		123	124	113	93	93
F2H 2B	LANT	1				
	NART	8				
		9				
F2H 1	NATRA	18	8			
		18	8			
FJ 4	PAC	112	109	109	109	109
	R6D	8	6	6	4	4
		120	115	115	113	113
FJ 4B	PAC	8	12	62	113	154
	R6D		2	2	2	2
		8	14	64	115	156
FJ 3	LANT	125	124	124	124	82
	PAC	82	79	69	50	39
	NART				16	16
	R6D	5	5	5	5	5
		212	208	198	195	142
FJ 3M	LANT	69	92	92	78	70
	PAC	55	61	57	48	34
	NART				16	16
	R6D	1	1	1	1	1
		125	154	150	143	121
FJ 2	LANT	1				
	PAC	8				
	NART	47	64	64	64	64
	R6D		2	2	2	2
		56	66	66	66	66
		2077	1990	1944	1873	1855

CLASS & MODEL	COMMAND	OPERATING INVENTORY	PLANNED ASSIGNMENTS 30 JUN 1957	30 SEP 1957	31 DEC 1957	31 MAR 1958
VF DAY PROP						
F6F 5	LANT	1	4	4	4	4
	PAC	12	15	15	15	15
	R6D	3	4	4	4	4
		16	23	23	23	23
		16	23	23	23	23
VF AW JET						
F2H 4	LANT	51	48	48	48	40
	PAC	17	20	20	20	20
		68	68	68	68	60
F2H 3	LANT	32	24	24	29	28
	PAC	62	67	63	63	44
	R6D	1				
		95	91	87	92	72
F2H 3M	LANT	1				
		1				
F3H 2	LANT			6	30	45
	PAC			8	24	32
	R6D	3		4	4	4
		3		18	58	81
F3H 2N	LANT	43	39	38	35	35
	PAC	34	42	34	34	38
	R6D	8	4	4	4	4
		85	85	76	73	77
F3D 2	LANT	36	33	31	21	9
	PAC	44	54	53	43	20
	NATRA	5	16	24	24	24
	R6D	7	5	4	4	4
		92	108	112	92	57
F3D 2T	PAC	6				
		6				
F3D 2T2	LANT	14	15	20	20	20
	PAC	18	20	22	22	22
	R6D	1				
		33	35	42	42	42
F3D 2Q	LANT				5	9
	PAC	3	3	3	9	18
		3	3	3	14	27
F3D 2M	PAC	8	10	9	6	5
		8	10	9	6	5
F3D 1	R6D	7	8	7	6	3
		7	8	7	6	3
F3D 1M	R6D	9	6	6	6	6
		9	6	6	6	6
F2H 2N	R6D	4	6	5	5	5
		4	6	5	5	5
F4D 1	LANT	49	61	74	80	96
	PAC	62	74	102	126	165
	R6D	9	12	10	8	8
		120	147	186	214	269
		534	567	619	676	704
VF P JET						
F8U 1P	LANT				2	6
	PAC				3	6
	R6D				2	2
					6	14
F7U 3P	R6D	2	4	3	1	1
		2	4	3	1	1
F9F 8P	LANT	50	42	43	43	43
	PAC	44	42	43	43	43
	R6D	2	2	2	2	2
		96	86	88	88	88
F9F 6P	LANT	4				
	NATRA	12	6	6	6	6
	NART	6				
		22	6	6	6	6
F9F 5P	NART	8				
		8				
F9F 2P	NATRA	3				
		3				
F2H 2P	LANT	17	16	16	17	16
	PAC	27	25	24	22	18
	R6D	2	2	2	2	2
		46	43	42	41	36
		177	139	139	142	145

[redacted]

DECLASSIFIED

[redacted]

TOTAL OPERATING AIRCRAFT

TABLE 3 SUMMARY OF AIRCRAFT INVENTORY AND PLANNED OPERATING ASSIGNMENTS

BY MODEL

31 MARCH 1957

CLASS & MODEL	COMMAND	OPERATING INVENTORY	PLANNED ASSIGNMENTS 30 JUN 1957	30 SEP 1957	31 DEC 1957	31 MAR 1958
FIGHTER						
VF DAY JET						
F8U 1	LANT	12	23	37	53	82
	PAC	1	20	43	69	90
	R&D	1	4	4	5	5
		14	47	84	127	177
F7U 3	LANT	14				
	PAC	16				
	NABS	1	1	1		
	R&D	5	4	4	4	2
		36	5	5	4	2
F7U 3M	LANT	15	11			
	PAC	14	14	14		
	R&D	1	1	1	1	
		30	26	15	1	
F11F 1	LANT	8	15	20	34	48
	PAC	3	9	28	42	42
	R&D	1	4	4	4	4
		12	28	52	80	94
F9F 8	LANT	57	60	54	40	28
	PAC	103	84	76	72	70
	NATRA	6	5	5	5	5
	NART			44	88	88
	R&D	7	4	4	4	4
		173	153	183	209	195
F9F 8B	LANT	125	115	77	52	40
	PAC	155	160	71	51	12
	NATRA	10	18	18	18	18
	R&D	4	5	5	5	5
		294	298	171	126	75
F9F 7	NART	4				
		4				
F9F 6	LANT	7				
	PAC	17	5			
	NATRA	14				
	NART	359	353	325	260	260
	R&D	7	4	4	4	4
		404	362	329	264	264
F9F 5	LANT	39	8			
	PAC	121	73	28	4	
	NATRA	111	100	140	160	160
	NART	23	32	32	32	32
	R&D	4	4	4	4	4
		298	217	204	200	196
F9F 4	NART	12				
	R&D	1				
		13				
F9F 2	NATRA	176	121	90	75	75
	R&D	3	3	3	3	3
		179	124	93	78	78
F3H 2M	LANT	13	22	28	26	28
	PAC	8	28	24	24	24
	R&D	6	6	6	3	2
		27	56	58	53	54
F2H 2	LANT	22	14	14		
	PAC	4				
	NABS	27	19	17	17	17
	NATRA	18	22	22	22	22
	NART	55	63	54	48	48
	R&D	11	6	6	6	6
		137	124	113	93	93
F2H 2B	LANT	1				
	NART	10				
		11				
F2H 1	NATRA	19	8			
		19	8			
FJ 4	PAC	109	109	109	109	109
	R&D	7	6	6	4	4
		116	115	115	113	113
FJ 4B	PAC		10	54	102	151
	R&D		1	2	2	2
			11	56	104	153
FJ 3	LANT	95	121	115	100	91
	PAC	85	62	60	62	37
	NART				16	16
	R&D	6	5	5	5	5
		186	188	180	183	149
FJ 3M	LANT	79	82	82	78	56
	PAC	69	58	58	34	34
	NART				16	16
	R&D	1	1	1	1	1
		149	141	141	129	107
FJ 2	LANT	4				
	PAC	4				
	NART	27	64	64	64	64
	R&D	1	2	2	2	2
		36	66	66	66	66
		2138	1969	1865	1830	1816
VF DAY PROP						
F6F 5	LANT		6	9	9	11
	PAC	13	15	15	15	15
	R&D	3	4	4	4	4
		16	25	28	28	30
VF AW JET						
F2H 4	LANT	55	56	56	42	34
	PAC	19	20	20	20	20
		74	76	76	62	54
F2H 3	LANT	19	29	29	29	29
	PAC	78	67	63	63	53
		97	96	92	92	80
F3H 2	LANT				24	48
	PAC			8	24	34
	R&D			4	4	4
				12	52	86
F3H 2N	LANT	45	39	38	36	36
	PAC	42	48	34	34	38
	R&D	8	4	4	4	4
		95	91	76	74	78
F3D 2	LANT	38	30	26	12	
	PAC	43	53	54	44	21
	NATRA	14	16	24	24	24
	R&D	6	2	2	2	2
		101	103	106	82	47
F3D 2T	PAC	10				
		10				
F3D 2T2	LANT	12	15	20	20	20
	PAC	15	10	10	10	10
	R&D	1				
		28	25	30	30	30
F3D 2G	LANT				5	9
	PAC	3	3	3	9	18
		3	3	3	14	27
F3D 2M	PAC	7	11	10	7	4
		7	11	10	7	4
F3D 1	R&D	8	8	7	6	3
		8	8	7	6	3
F3D 1M	R&D	8	6	6	6	6
		8	6	6	6	6
F2H 2N	R&D	4	5	5	5	5
		4	6	5	5	5
F4D 1	LANT	40	58	74	78	94
	PAC	46	74	94	126	161
	R&D	8	13	10	10	10
		94	145	178	214	265
		529	570	601	644	685
VF P JET						
F8U 1P	LANT				2	6
	PAC				1	6
	R&D				2	2
					5	14
F7U 3P	R&D	3	4	3	1	1
		3	4	3	1	1
F9F 8P	LANT	38	41	41	39	36
	PAC	47	41	41	40	37
	R&D	2	2	2	2	2
		87	84	84	81	75
F9F 6P	LANT	4				
	PAC	5				
	NATRA	8	6	6	6	6
	NART	6				
		23	6	6	6	6
F9F 5P	PAC	1				
	NART	9				
		10				
F9F 2P	NATRA	3				
		3				
F2H 2P	LANT	20	16	16	17	16
	PAC	27	26	26	26	24
	R&D	1	2	2	2	2
		48	44	44	45	42
		174	138	137	138	138
VF D JET						
F9F 6D	LANT	1	22	23	23	23
	PAC	4	11	14	14	14
	R&D	1	6	9	9	5
		6	42	46	46	42
FJ 3D	LANT	10	11	11	11	11
	PAC	13	14	14	14	14
	R&D	1	2	2	2	2
		24	27	27	27	27
		30	69	73	73	69
VF D PROP						
F8F 2D	LANT	10	3			
		10	3			
F7F 2D	LANT	5	6	5	5	
		5	6	5	5	
		15	9	5	5	
VF KD JET						
F9F 5KD	LANT		2	2	3	3
	PAC		2	2	3	3
			4	4	6	6
F9F 2KD	LANT	4	3	3	2	2
	PAC	6	3	3	2	2
		10	6	6	4	4
		10	10	10	10	10

[redacted]

819593

CONFIDENTIAL

TOTAL OPERATING AIRCRAFT DECLASSIFIED

TABLE 3

SUMMARY OF AIRCRAFT INVENTORY AND PLANNED OPERATING ASSIGNMENTS

BY MODEL

31 MARCH 1957

CLASS & MODEL	COMMAND	OPERATING INVENTORY	PLANNED ASSIGNMENTS 30 JUN 1957	30 SEP 1957	31 DEC 1957	31 MAR 1958
ATTACK						
VA DAY JET						
A4D 2	LANT		3	34	90	147
	PAC		4	18	18	46
	R&D		4	4	4	6
			11	56	112	199
A4D 1	LANT	35	54	54	46	46
	PAC	37	62	69	69	69
	R&D	8	4	4	4	4
		80	120	127	119	119
		80	131	183	231	318
VA DAY PROP						
AD 7	PAC	63	63	63	63	48
	R&D	3	2	2	2	2
		66	65	65	65	50
AD 6	LANT	211	219	219	216	193
	PAC	235	225	225	225	180
	R&D	7	4	4	4	6
		453	448	448	445	379
AD 5	LANT	71	61	64	61	37
	PAC	23	23	23	24	23
	NABS	15	19	19	19	19
	NART	30	32	32	32	32
	R&D	8	7	7	7	7
		147	142	145	143	118
AD 4L	LANT	5				
	NABS	3	3	3	3	3
		8	3	3	3	3
AD 4B	LANT	21	30	6	6	6
	PAC	3				
	NABS	4	13	13	13	13
	NATRA				11	11
	NART	24	48	48	38	38
	R&D	3	2			
		55	93	67	68	68
AD 4NA	LANT	5	2	2	2	
	PAC	4				
	NABS	4	6	9	9	9
	NATRA	38	41	44	43	43
	NART	56	50	48	46	46
	R&D	5	2	2	2	
		110	101	105	102	98
AD 4	LANT	12				
	PAC	7				
	NATRA	29	46	43	33	33
	NART	9	16	16	16	16
	R&D	3				
		60	62	59	49	49
AD 3	NABS	1	2			
	NATRA	9	3			
		10	5			
AD 2	NATRA	5				
AD 1	NABS	4	4			
	NATRA		4			
		4	8			
AU 1	NABS	11				
	NART	3				
		14				
		929	927	[illegible]	875	765
VA AW PROP						
AD 5N	LANT	53	47	47	46	42
	PAC	71	72	72	1	45
	NATRA	1	4	4	1	4
	NART	2				
	R&D	3	5	5	5	5
		132	128	128	116	[illegible]
AD 4NL	NABS	2	2	2	2	[illegible]
	NART	12	5			
		14	7	2	2	[illegible]
AD 3N	NABS	2				
		2	2			
AD 5Q	LANT			1	4	7
	PAC			1	4	7
	R&D			2	2	2
				4	10	16
AD 4Q	LANT	3	1			
	PAC	2	4	3	1	
		5	5	3	1	
AD 3Q	LANT		2			
			2			
AD 1Q	NABS	2				
	NATRA		2			
		2	2			
		155	146	137	129	115
VA W PROP						
AD 5W	LANT	52	52	52	48	48
	PAC	51	48	48	48	48
	R&D	2	2	2	2	2
		105	102	102	98	98
VA P JET						
A3D 2P	PAC					1
						1
A3D 1P	LANT		1	1	1	1
			1	1	1	1
			1	1	1	2
VA P PROP						
AJ 2P	LANT	8	9	9	9	9
	PAC	9	9	9	9	9
	R&D	2				
		19	18	18	18	18
		19	18	18	18	18
VA Q JET						
A3D 2Q	PAC				1	1
					1	1
A3D 1Q	LANT	2	3	3	3	3
	PAC	2	2	2	2	2
		4	5	5	5	5
		4	5	5	6	6
VA Q PROP						
P4M 1Q	LANT	3	3	3	4	4
	PAC	4	4	4	4	4
		7	7	7	8	8
VA H JET						
A3D 2	LANT	4	12	30	36	39
	PAC	16	24	28	40	47
		20	36	58	76	86
A3D 1	LANT	24	33	33	33	30
	PAC	2				
	R&D	4	8	8	8	7
		30	41	41	41	37
		50	77	99	117	123
VA H PROP						
AJ 2	LANT	13	12	9	3	
	PAC	22	24	24	20	13
		35	36	33	23	13
AJ 1	LANT	18	15			
	R&D	1	1	1	1	1
		19	16	1	1	1
		54	52	34	24	14
ANTI SUBMARINE						
VS						
S2F 2	LANT	19	25	24	24	23
	PAC	22	26	24	24	24
	R&D		2	2	2	2
		41	53	50	50	49
S2F 1	LANT	100	99	100	100	101
	PAC	71	59	61	61	61
	NATRA	101	95	140	140	140
	NART	82	128	128	128	128
	R&D	6	6	4	4	4
		361	387	433	433	434
S2F 1T	NATRA	18				
		18				
S2F 1TX	NATRA	1				
		1				
TBM 3E	NABS	2				
		2				
AF 3S	NART	8	20			
		8	20			
AF 2S	NART	9	10			
		9	10			
AF 2W	NART	9	12			
		9	12			
		449	482	483	483	483
PATROL						
VP L						
P2V 7	LANT	44	43	43	55	55
	PAC	33	36	36	36	36
	R&D	5	3	3	3	3
		82	83	82	94	94
P2V 6	PAC	9				
	NART	11	8	8	9	9
	R&D	1				
		21	8	8	9	9
P2V 6F	NART	1	2	2	1	1
		1	2	2	1	1
P2V 6 6F	R&D		1			
			1			
P2V 6M	LANT	11				
	PAC	4				
	NART		5	5	5	5
	R&D	2	2	2	2	2
		17	7	7	7	7
P2V 5	PAC	2				
	R&D	1				
		3				
P2V 5F	LANT	89	98	96	84	84
	PAC	58	75	75	75	75
	NART	39	39	65	95	95
	R&D	5	8	8	8	8
		191	220	244	262	262
P2V 5FD	R&D	1				
		1				
P2V 5UF	LANT	4	6	6	6	2
	PAC	3	3	3	3	2
		7	9	9	9	4
P2V 4	NATRA	11	17	18	24	22
	NART	19	15	15		
	R&D	3	3	3	3	3
		33	35	36	27	25
P2V 3	LANT	1				
	NATRA	15	16	16	16	17
	NART	1	1	1	1	1
	R&D	2	1	1	1	1
		19	18	18	18	19
P2V 3B	LANT	5	8	8	9	9
	PAC	5	7	7	7	7
		10	15	15	16	16
P2V 3W	LANT	1				
	NART	5				
	R&D	1	1	1	1	1
		7	1	1	1	1
P2V 2	LANT	1				
	NABS	1	1	1		
	NATRA	27	20	19	13	14
	R&D	3	3	2	2	2
		32	24	22	15	16
P4Y 2	NART	38	49	25	10	10
		38	49	25	10	10
P4Y 2S	NART	2				
		2				
		464	472	469	469	464
VP S						
P5M 2	LANT	26	26	26	26	26
	PAC	34	36	36	36	36
	R&D	1				
		61	62	62	62	62
P5M 1	LANT	29	24	24	24	24
	PAC	37	37	37	37	37
		66	61	61	61	61
PBM 5S2	LANT	1				
	NATRA	21	29	26	26	26
	R&D	1	1	1	1	
		23	30	27	27	26
		150	153	150	150	149

CONFIDENTIAL

DECLASSIFIED

TOTAL OPERATING AIRCRAFT

TABLE 3

SUMMARY OF AIRCRAFT INVENTORY AND PLANNED OPERATING ASSIGNMENTS

BY MODEL

31 MARCH 1957

CLASS & MODEL	COMMAND	OPERATING INVENTORY	PLANNED ASSIGNMENTS 30 JUN 1957	30 SEP 1957	31 DEC 1957	31 MAR 1958
WARNING						
VW WEA						
WV 3	LANT	3	3	3	3	3
	PAC	3	3	3	3	3
		6	6	6	6	6
VW AEW						
WV 2 2E	R&D		2	3	3	3
			2	3	3	3
WV 2	LANT	36	38	38	39	43
	PAC	25	36	40	48	49
	NATRA	4	4	4	4	6
	R&D	4				
		69	78	82	91	98
WV 1	NATRA	1	1	1	1	
		1	1	1	1	
		70	81	86	95	101
OBSERVATION						
VO						
OE 2	LANT	8	6	6	5	5
	PAC	12	12	12	12	12
		20	18	18	17	17
OE 1	LANT	6	6	6	6	6
	PAC	14	13	13	13	13
	NABS	6	5			
		26	24	19	19	19
OY 2	LANT	1				
		1				
		47	42	37	36	36
TRANSPORT						
VR H						
R6D 1	LANT	16	21	21	21	21
	PAC	21	28	28	28	28
		37	49	49	49	49
R7V 1	LANT	2	3	3	3	3
	PAC	36	32	32	32	32
		38	35	35	35	35
R5D 2 3	LANT		13	13	13	13
	PAC		40	40	40	40
	NABS		1	1	1	1
	NART		32	32	32	32
	R&D		4	4	4	4
			90	90	90	90
R5D 3	LANT	10				
	PAC	28				
	NABS	3	2	2	2	2
	NATRA		1	1	1	1
	NART	11				
	R&D	1				
		55	3	3	3	3
R5D 2	LANT	1				
	PAC	10				
	NABS	1				
	NATRA	2	1	1	1	1
	NART	17				
	R&D	2				
		33	1	1	1	1
R5D 4R	LANT	3	1	1	1	1
	PAC	2	4	4	4	4
	NABS	1	1	1	1	1
	NATRA	2	2	2	2	2
	NART	5	7	7	7	7
	R&D	1	1	1	1	1
		14	16	16	16	16
R6D 1Z	LANT	3	4	4	4	4
	PAC	1	2	2	2	2
		4	6	6	6	6
R5D Z	LANT		2	2	2	2
	PAC		3	3	3	3
	NATRA		2	2	2	2
			7	7	7	7
R5D 3Z	LANT	1				
	PAC	1				
	NATRA	1				
		3				
R5D 2Z	LANT	2				
	PAC	3				
		5				
R5D 1Z	NATRA	1				
		1				
		190	207	207	207	207
VR M						
R4Q 2	LANT	42	40	45	45	45
		42	40	45	45	45
R4Q 1	PAC	16	18	18	18	18
	NABS	1	5	5	5	5
	NATRA	2	2	2	2	2
	R&D	1				
		20	25	25	25	25
R4D 8	LANT	19	21	21	21	21
	PAC	16	16	16	16	16
	NABS	20	22	23	23	23
	NATRA	9	8	8	8	8
	NART	12	11	11	11	11
	R&D	2	2	2	2	2
		78	80	81	81	81
R4D 5 6	LANT		25	26	26	26
	PAC		12	12	12	12
	NABS		4	6	7	7
	NART		3	3	5	5
	R&D		9	9	9	9
			53	56	59	59
R4D 6	LANT	15				
	PAC	9				
	NABS	5	4	4	4	4
	NATRA	1				
	NART	1				
	R&D	3				
		34	4	4	4	4
R4D 5	LANT	8				
	PAC	4				
	NABS	1	1	1	1	1
	NATRA		1	1	2	2
	NART	1				
	R&D	4				
		18	2	2	3	3
R4D R	NABS		1	1	1	1
	NART		1	1	1	1
			2	2	2	2
R4D 6R	LANT	1	1	1	1	1
	NABS	2	1			
	NART	1				
		4	2	1	1	1
R4D 8Z	PAC	2	1	1	1	1
	NABS	2	2	2	2	2
		4	3	3	3	3
R4D 5Z6Z	NABS		1	1	1	1
			1	1	1	1
R4D 6Z	NABS	1				
		1				
R4D 5Z	NABS	1				
		1				
R4Y 1 2	R&D		2	2	2	2
			2	2	2	2
R4Y 1	LANT	18	18	18	18	18
	PAC	4	4	4	4	4
	NABS	4	4	4	4	4
	NATRA	2	2	2	2	2
	NART	1	1	1	1	1
	R&D	2				
		31	29	29	29	29
R4Y 1Z	NABS	1	1	1	1	1
		1	1	1	1	1
		234	244	252	256	256
VR S						
R3Y 2	PAC	4	4	4	4	4
		4	4	4	4	4
R3Y 1	PAC	3	3	3	3	3
		3	3	3	3	3
		7	7	7	7	7
VR C						
TF 1	LANT	19	18	18	19	19
	PAC	15	16	17	18	22
	NABS	2	2	2	1	1
	R&D	1	1	1	1	1
		37	37	38	39	43
TF 1Q	LANT	2	2	2	2	2
	PAC	2	2	2	2	2
		4	4	4	4	4
		41	41	42	43	47
UTILITY						
VU SAR						
UF 1 1T	NABS		23	23	23	23
	NATRA		2	2	2	2
	R&D		1	1	1	1
			26	26	26	26
UF 1	LANT	15	17	17	17	17
	PAC	24	27	27	27	27
	NABS	18				
	NATRA	2				
	NART	2	2	2	2	2
	R&D	1				
		62	46	46	46	46
UF 1T	NABS	4				
		4				
UF 1L	LANT	2	2	2	2	2
		2	2	2	2	2
UC 1	LANT	9	6	6	6	6
		9	6	6	6	6
PBM 5A	PAC	1				
		1				
		78	80	80	80	80
VU TOW						
JD 1	LANT	37	28	28	28	28
	PAC	27	31	31	31	31
	R&D	1	1	1	1	1
		65	60	60	60	60
JD 1D	LANT	6	9	9	9	9
	PAC	6	6	6	6	6
	R&D	2	4	4	4	3
		14	19	19	19	18
		79	79	79	79	78
TRAINING						
VT JET						
T2V 1	NATRA		36	71	115	173
	R&D		4	4	5	5
			40	75	120	178
TV 2	LANT	73	63	65	65	65
	PAC	84	77	77	77	77
	NABS	8	9	10	13	13
	NATRA	192	188	187	187	151
	NART	81	89	89	89	89
	R&D	9	10	10	10	10
		447	436	438	441	405
TV 1	NABS	1	1	1	1	1
	R&D	1	1			
		2	2	1	1	1
F9F 8T	LANT	2	22	22	22	22
	PAC	4	24	33	33	33
	NATRA	1		34	75	89
	NART		1	3	4	4
	R&D	1	2	1		
		8	49	93	134	148
		457	527	607	696	732
VT ME						
JRB 6	LANT	3	3	1		
	NABS	57	58	58	58	58
	NART	2				
		62	61	59	58	58
JRB 4	LANT	3	3	3	2	2
	NABS	5	5	5	5	5
	NATRA	11	11	1	1	
	NART	26	25	13	11	11
	R&D	4	4	4	4	2
		49	48	26	23	20
SNB 5	LANT	92	96	90	89	89
	PAC	96	100	90	82	80
	NABS	119	116	116	116	116
	NATRA	146	154	150	152	153
	NART	149	151	155	156	156
	R&D	12	12	12	12	12
		614	629	613	607	606
SNB 4	LANT	3	3	3	3	1
	NABS	14	13	13	13	13
		17	16	16	16	14
SNB 5P	LANT	3	3	3	3	3
	PAC	9	7	7	7	7
	NABS	7	7	7	7	7
	NATRA	13	10	10	10	10
	NART	5	4	4	4	4
	R&D	1	1	1	1	1
		39	32	32	32	32
		781	786	746	736	730

[redacted]
819593

TOTAL OPERATING AIRCRAFT

DECLASSIFIED

TABLE 3

SUMMARY OF AIRCRAFT INVENTORY AND PLANNED OPERATING ASSIGNMENTS

BY MODEL

31 MARCH 1957

CLASS & MODEL	COMMAND	OPERATING INVENTORY	PLANNED ASSIGNMENTS 30 JUN 1957	30 SEP 1957	31 DEC 1957	31 MAR 1958
VT SE						
T 34B	NABS	12	12	12	12	12
	NATRA	286	307	324	338	326
	R&D		1	1		
		298	320	337	350	338
T 28B	LANT	13	12	12	12	12
	PAC	18	16	16	16	16
	NABS	1	1	1	1	1
	NATRA	352	361	359	357	355
	R&D	2	2	2	2	2
		385	392	390	388	386
T 28C	NATRA	199	218	245	252	244
	R&D		1	1	1	1
		199	219	246	253	245
SNJ 5 6	NATRA		272	180	115	116
	NART		98	95	95	95
			370	275	210	211
SNJ 6	NABS	1	1	1	1	1
	NATRA	72				
	NART	31				
		104	1	1	1	1
SNJ 5	NABS	5				
	NATRA	234				
	NART	59				
		298				
SNJ 4	NABS	1				
	NART	1				
		2				
SNJ 5B6	NATRA		121	119	113	105
			121	119	113	105
SNJ 6B	NATRA	49				
		49				
SNJ 5B	NATRA	87				
		87				
SNJ 5C	NATRA	44	32	32	31	31
		44	32	32	31	31
N3N 3	NABS	32	40	40		
		32	40	40		
		1499	1495	1440	1346	1317
VT E						
PV 2T1	LANT	2				
		2				
R4D Q	R&D		2	2	2	2
			2	2	2	2
R4D 6Q	LANT	4				
	PAC	3				
	R&D	2				
		9				
R4D 5Q	PAC	1				
		1				
R4D S	NART		6	6	5	5
			6	6	5	5
R4D 6S	LANT	7				
	PAC	1				
	NATRA	1				
	NART	4				
		13				
R4D 5S	LANT	1				
	PAC	3				
	NATRA	1				
	NART	3				
		8				
		33	8	8	7	7
VT NAV						
R4D 7	NABS	1	1	1	1	1
	NATRA	4	4	4	4	4
		5	5	5	5	5
VT D JET						
TV 2D	LANT	4	4	4	4	4
	PAC	3	5	5	5	5
	R&D	2				
		9	9	9	9	9
VT D PROP						
T 28BD	LANT	3	4	4	3	3
	R&D	6	6	6	6	6
		9	10	10	9	9
VT KD JET						
TV 2KD	LANT	1	1	1	1	1
	PAC	1	1	1	1	1
	R&D	2	3	3	3	3
		4	5	5	5	5
ROTARY WING						
HS						
HSS 1	LANT	46	61	64	81	86
	PAC	40	56	56	56	56
	R&D	3	3	3	3	3
		89	120	123	140	145
HSL 1	R&D	2	4	4	4	4
		2	4	4	4	4
		91	124	127	144	149
HO						
HOK 1	LANT	7	16	17	17	17
	PAC	22	32	32	32	34
	NABS	3	7	7	7	7
		32	55	56	56	58
HO5S 1	LANT	6	5	4	4	4
		6	5	4		
HO4S 3	LANT	15	14	14	5	
	PAC	6	9	2	2	2
	NABS	3	3	3	3	3
	NATRA	4	15	32	28	28
		28	41	41	38	33
HO4S 1	PAC	1	1	1	1	1
	NABS	1				
	R&D	1				
		3	1	1	1	1
HO3S 1	NATRA	9				
		9				
		78	103	102	95	92
HR						
HR2S 1	LANT	3	14	16	20	20
	NABS	2	2	2	2	3
	R&D		1	1	1	1
		5	17	19	23	24
HRS 3	LANT	44	37	34	32	32
	PAC	75	82	78	77	72
	NABS	9	4	4	3	3
	R&D	2	2	2	2	2
		130	125	118	114	109
HRS 1	LANT	9	6	6	6	6
	PAC	9				
	NABS	4	3	3	3	3
		22	9	9	9	9
		157	151	146	146	142
HU						
HUS 1	LANT	4	13	17	23	23
	PAC	7				
	NABS	1	5	5	6	6
	R&D		1	1	1	1
		12	19	23	30	30
HUS 1A	LANT		3	3	3	3
			3	3	3	3
HUS 1 1A	PAC		23	26	31	47
			23	26	31	47
HUL 1	LANT	9	9	11	11	11
	PAC	8	8	10	10	10
	R&D	1				
		18	17	21	21	21
HUP 2	LANT	33	30	29	30	32
	PAC	35	38	38	38	38
	NABS	20	21	21	21	21
	NATRA	37	33	33	27	27
	NART	57	30	30	30	30
		152	152	151	146	148
HUP 1	NABS	5	5	5	5	5
		5	5	5	5	5
		187	219	229	236	254
HT						
HTL 6	NATRA	42	36	35	34	34
		42	36	35	34	34
HTL 5	LANT	7				
	PAC	3	3			
	NATRA		3	4	5	5
	NART	5	8	8	8	8
		15	14	12	13	13
HTL 4	LANT	2				
	PAC	12	12	14	14	14
		14	12	14	14	14
		71	62	61	61	61
AIRSHIPS						
ZP						
ZS2G 1	LANT	10	11	11	12	12
		10	11	11	12	12
ZSG 4	LANT	9	9	7	5	5
	NATRA		1	1	2	2
		9	10	8	7	7
ZSG 3	LANT	1	2	2	2	
	NATRA	5	5	4	3	3
	NART	6	5	5	4	4
	R&D	3				
		15	12	11	9	7
ZPG 2	LANT	5	7	7	9	9
	R&D	3	2	2	1	1
		8	9	9	10	10
ZPG 1	R&D	1	1	1		
		1	1	1		
		43	43	40	38	36
ZW						
ZPG 2W	LANT	3	4	4	3	3
	R&D				1	1
		3	4	4	4	4

DECLASSIFIED

TOTAL PROGRAM AND NON-PROGRAM AIRCRAFT

TABLE 4 LOCATION OF AIRCRAFT INVENTORY BY ORGANIZATIONAL UNIT

31 MARCH 1957

LOCATION	UNIT	NO. OF PLANES	COMMAND
ABD ANTIETAM	HU 2 DET 50	1	11
ABD BENINGTN	VF 21	14	21
	VF 41	12	21
	VA 42	15	21
	VF 174	14	21
	VAW 12 DET 30	4	21
	VAAW 33 DET 30	4	21
	VFP 62 DET 30	3	21
	VAH 6 DET N	2	21
ABD CHMPLAIN	VF 81	15	11
	VFP 62 DET 34	3	11
	VAAW 33 DET 34	4	11
	VAW 12 DET 34	4	11
	VAH 7 DET 34	5	11
	HU 2 DET 34	1	11
ABD COLONIAL	HMRL 162	14	29
ABD FORRESTL	VA 76	14	11
	VFP 62 DET 42	2	11
	VAAW 33 DET 42	4	11
	VAW 12 DET 42	4	11
	HU 2 DET 42	1	11
ABD GLACIER	HU 2 DET 69	2	11
ABD HANCOCK	VA 55	13	21
	VA 116	10	21
	VFP 61 DET I	3	21
	VAAW 35 DET I	4	21
	VAH 6 DET I	2	21
ABD HORNET	VF 142	12	21
	VF 144	13	21
	VA 145	14	21
	VA 146	14	21
	VFP 61 DET F	3	21
	VAAW 35 DET F	4	21
	VAW 11 DET F	3	21
	VAH 6 DET F	2	21
ABD IOWA	HU 2 DET 10	1	11
ABD LEYTE	HU 2 DET 51	1	11
ABD LEXINGTN	VF 123	14	21
ABD LST 1163	HU 2 DET 94	1	11
ABD NORWIND	HU 2 DET 68	1	11
ABD PHIL SEA	VS 37	21	21
	HS 2	15	21
ABD RANDOLPH	VAAW 33 DET 36	1	11
	HU 2 DET 36	1	11
ABD RICHARD	VA 212	9	21
	VF 213	4	21
	VA 215	14	21
ABD ROOSEVLT	VF 22	13	11
	VF 171	16	11
	VF 173	17	11
	VA 175	15	11
	VFP 62 DET 37	1	11
	HU 2 DET 37	1	11
ABD SALEM	HU 2 DET 27	1	11
ABD SHANGRLA	VF 24	13	21
	VA 63	10	21
	VF 64	7	21
	VA 65	12	21
	VFP 61 DET A	3	21
	VAAW 35 DET A	4	21
	VAW 11 DET A	3	21
	VAH 6 DET A	2	21
	VX 4 DET A	3	21
ABD TANNER	HU 2 DET 76	2	11
ABD VALY FRG	HS 5 DET 52	1	11
ABD WSCONSIN	HU 2 DET 13	1	11
ABD YORKTOWN	VF 191	16	21
	VA 192	16	21
	VF 193	8	21
	VA 195	11	21
	VFP 61 DET E	3	21
	VAAW 35 DET E	4	21
	VAW 11 DET E	3	21
ADAK	NAVSTA 17 ND	5	21
AGANA	VAP 61	9	21
	VW 3	7	21
	NAS ADV BASE	8	21
AKRON	NAS NART	37	50
ALAMEDA	VF 52	9	21
	VF 91	13	21
ALAMEDA	VF 92	13	21
	VA 93	17	21
	VA 95	14	21
	VF 111	11	21
	VA 151	12	21
	VF 194	11	21
	VA 196	12	21
	VP 9	12	21
	VP 19	10	21
	FAETUPAC DET 1	1	21
	FASRON 8	77	21
	FASRON 116	24	21
	VR 2	8	21
	NAS ALAMEDA	12	21
	NAS 12 NAV DST	10	31
	O&R BUAER FA	490	88
ANACOSTIA	NAS ANACOSTIA	86	31
	HQ MC FLT SECT	16	39
	NARTU	41	50
	NAS R&D	2	70
ANCHORAGE	CAA	1	70
ANNAPOLIS	NAF ANNAPOLIS	44	31
ARGENTIA	FASRON 106	2	11
	NAVSTA	3	11
ATLANTA	NAS NART	36	50
ATLANTIC CTY	VAAW 33	41	11
	VFAW 4	34	11
	VX 3	33	11
	NAS 4 NAV DST	6	31
ATSUGI	VAH 6 DET Q	5	21
	H&MS 11	13	29
	VMF 334	23	29
	VMF 451	23	29
	VMJ 1	12	29
	FASRON 11	73	21
	VU 5	11	21
	VR 23	11	21
	NAS ADV BASE	3	21
	HDQTRS CNFE	1	21
AUSTRALIA	ATT MELBOURNE	1	21
BALTIMORE	BAR BALTIMORE	1	31
	BAR R&D	9	70
	BAR FA	1	88
BANGKOK	VAP 61 DET 1	2	21
BARBERS PNT	GMGRU 1	17	21
	VP 6	11	21
	VP 28	12	21
	VW 1	8	21
	VW 14	1	21
	AEWMATRON 2	29	21
	HU 1 DET 2	1	21
	FASRON 117	19	21
	VU 1	12	21
	VU 3 DET B	14	21
	VR 21	8	21
	NAS 14 NAVDST	5	21
BARIN FLD	NAAS NABTC	350	41
BEAUFORT	MCAAS	3	39
BERLIN	HDQTRS CNFGER	1	11
BERMUDA	VP 45	11	11
	VP 49	12	11
	FASRON 111	2	11
BETHPAGE	BAR R&D	24	70
	BAR FA	24	88
BIRMINGHAM	NAS NART	18	50
BLOOMFIELD	BAR R&D	12	70
	BARR FA	13	88
BOSTON	INM	4	70
	ONR	2	70
BRAZIL	MISSION RIO DJ	1	11
BROWN FIELD	VU 3	38	21
	VU 7	36	21
	NAAS 11 NAVDST	1	31
BRUNSWICK	VP 7	12	11
	VP 10	12	11
	VP 11	12	11
	VP 23	13	11
	VP 26	12	11
	FASRON 108	5	11
	NAS 1 NAV DST	4	31
BUENOS AIRES	NAV ADV GROUP	1	11
BUFFALO	BAR R&D	3	70

DECLASSIFIED

TABLE 4

TOTAL PROGRAM AND NON-PROGRAM AIRCRAFT

LOCATION OF AIRCRAFT INVENTORY BY ORGANIZATIONAL UNIT

31 MARCH 1957

LOCATION	UNIT	NO. OF PLANES	COMMAND
BURBANK	BAR BURBANK	1	31
	BAR R&D	14	70
	BAR FA	64	88
CABANISS FLD	NAAS NAATC	105	43
CAMP FUJI	VMO 2 DET A	3	29
CAMP PENDLET	VMO 6	22	29
CECIL FIELD	VF 11	11	11
	VA 12	13	11
	VF 14	13	11
	VA 15	12	11
	VF 31	13	11
	VF 32	13	11
	VA 34	14	11
	VA 35	16	11
	VA 36	14	11
	VF 62	17	11
	VA 46	14	11
	VF 101	17	11
	VF 102	9	11
	VF 103	14	11
	VA 104	14	11
	VA 105	15	11
	VA 106	14	11
	FASRON 9	14	11
	NAS 6 NAV DST	4	31
CHASE	NAAS NAATC	120	43
CHERRY POINT	MARS MWSG 27	22	19
	H&MS 24	7	19
	H&MS 32	6	19
	VMF 114	24	19
	VMF 122	25	19
	VMF 235	24	19
	VMFAW 533	12	19
	VMFAW 531	19	19
	VMCJ 2	18	19
	VMR 153	16	19
	VMR 252	16	19
	FORAVAHQGRU	6	19
	VMFT 20	13	19
	VMAT 20	12	19
	VMFTAW 20	13	19
	VMIT 20	6	19
	MCAS SO&ES	13	39
	O&R BUAER FA	177	88
CHILE	MISSION VLPRSO	1	11
CHINA LAKE	VX 5	17	21
	NAF 11 NAV DST	1	31
	NAF R&D	57	70
CHINCOTEAGUE	CMGRU 2	22	11
	VAHM 13	14	11
	VX 2	36	11
	FASRON 121	1	11
	VU 4	47	11
	NAAS 5 NAV DST	3	31
	NAOTS	13	70
CLEVELAND	NACA	2	70
COCO SOLO	VMF 312	24	19
	VMA 324	23	19
	NAVSTA 15 ND	1	11
COLORADO SPR	COMNAVCONAD	4	31
COLOMBIA	MISSION BOGOTA	1	11
COLUMBUS	NAS NART	56	50
	BAR R&D	19	70
	BAR FA	66	88
CRPS CHRISTI	SEARCH RESCUE	3	43
	TRANS POOL	3	43
	NAS NAATC	171	43
	O&R BUAER FA	116	88
CORRY FIELD	NAAS NABTC	268	41
CUBA	MISSION HAVANA	1	11
CUBI PNT	VW 1 DET A	3	21
	VMFAW 513	20	29
	FASRON 113	4	21
	VU 5 DET A	3	21
	NAS CUBI PNT	3	21
DAHLGREN	NPG	7	70
DALLAS	NAS NART	77	50
	BAR R&D	13	70
	BAR FA	15	88
DAYTON	BAGR CEN DIST	3	31
DENMARK	ATT COPENHAGEN	1	11
DENVER	NAS NART	38	50
DETROIT	BAR R&D	2	70
DHAHRAN AFB	HDQTRS CMEF	1	11
EDWARDS AFB	NLO	10	70
EST HARTFORD	BAR EST HRTFRD	1	31
	BAR R&D	10	70
	BAR FA	32	88
ECUADOR	MISSION QUITO	1	11
EDENTON	H&MS 14	7	19
	VMA 211	19	19
EGYPT	ATT CAIRO	1	11
EL CENTRO	FL AIR GUN SCH	36	21
	NAAS 11 NAVDST	6	31
	NATECHTRAU	1	44
	NPU	9	70
EL SEGUNDO	BAR EL SEGUNDO	1	31
	BAR R&D	53	70
	BAR FA	39	88
EL TORO	H&HS FORAV	3	29
	H&MS 15	11	29
	MARS 37	25	29
	H&MS 33	9	29
	VMF 311	25	29
	VMFAW 314	25	29
	VMF AW 542	19	29
	VMA 223	19	29
	VMA 224	21	29
	VMF 323	23	29
	VMCJ 3	20	29
	VMR 152	14	29
	VMR 352	15	29
	HEDRON AFMFPAC	6	29
	VMFT 10	13	29
	VMIT 10	16	29
	MCAS SO&ES	10	39
ELLYSON FLD	HTG 1	83	41
ELMHURST	BAR R&D	1	70
FALLON	NAAS 12 NAVDST	5	31
FORMOSA	MAAG FORMOSA	1	21
	JOC TAIWAN	1	21
FORT WORTH	BAR R&D	3	70
	BARR FA	7	88
GLENVIEW	NAVCICOFFSCOL	3	44
	NAS NRT TRS PL	8	50
	NAS NART	69	50
	POOL BUAER FA	2	88
GLYNCO	ZP 2	8	11
	ZTG 1	12	41
	NAAS	7	44
	NAVCICOFFSCOL	55	44
GREECE	ATT ATHENS	1	11
GROSSE ILE	NAS NART	57	50
GTMO BAY	VF 13	14	11
	VU 10	47	11
	NAS 10 NAVDST	5	11
HICKAM FIELD	VR 7	14	21
	VR 8	13	21
HNTSVILE ALA	ABMA REDSTONE	1	70
HUTCHINSON	NAS NAATC	115	43
ICELAND	FASRON 107	1	11
INGLEWOOD	BAR R&D	2	70
INDIA	ATT NEW DELHI	1	11
INDIANAPOLIS	BAR INDIANPLIS	2	31
INDO CHINA	MAAG VIETNAM	1	21
IRAN	ATT TEHRAN	1	11
IRAQ	ATT BAGHDAD	1	11
IWAKUNI	VQ 1	7	21
	VP 22	12	21
	VP 47	10	21
	MARS 17	33	29
	H&MS 12	5	29
	VMA 121	22	29
	VMA 251	23	29
	VMR 253	19	29
	FASRON 120	2	21
	NAS	6	21

TOTAL PROGRAM AND NON-PROGRAM AIRCRAFT

TABLE 4 LOCATION OF AIRCRAFT INVENTORY BY ORGANIZATIONAL UNIT

31 MARCH 1957

LOCATION	UNIT	NO. OF PLANES	COMMAND
JACKSONVILLE	VF 43	14	11
	VA 44	13	11
	VA 45	18	11
	VA 172	13	11
	VA 176	12	11
	VFP 62	47	11
	VP 5	12	11
	VP 16	11	11
	VAH 1	11	11
	VAH 3	10	11
	VW 4	8	11
	FAWTULANT DET A	30	11
	FASRON 6	21	11
	FASRON 109	6	11
	NAS 6 NAV DST	7	31
	NATECHTRACEN	2	44
	NARTU	36	50
	O&R BUAER FA	140	88
JOHNSVILLE	NAS 4 NAV DST	5	31
	NADC	29	70
KANEOHE	H&MS 13	12	29
	VMFAW 214	19	29
	VMF 232	24	29
	VMA 212	21	29
	VMC 1	8	29
	HMRL 161	15	29
	MCAS 14 NAVDST	7	29
KANSAS CITY	BAR R&D	3	70
KEFLAVIK	VP 16	11	11
KEY WEST	VS 32	22	11
	HS 1	14	11
	HS 5	11	11
	VX 1	12	11
	ZX 11	6	11
	FAWTULANT	23	11
	NAS 6 NAV DST	7	31
KINGSVILLE	NAAS NAATC	234	43
KIRTLAND AFB	NASWF	19	70
KODIAK	VP 2	12	21
	FASRON 114	1	21
	NAVSTA 17 ND	4	21
KWAJALEIN	NAVSTA 14 ND	5	21
LAKE DENMARK	NARTS	1	70
LAKEHURST	ZP 3	6	11
	ZW 1	3	11
	HU 2	31	11
	NAS 4 NAV DST	4	31
	NATECHTRAU	1	44
	NARTU	15	50
	NAS	6	70
	O&R BUAER FA	8	88
LANGLEY FLD	NACA	11	70
LEEWARD PNT	VF 73	16	11
LINCOLN	NAS NART	28	50
LITCHFLD PRK	NAF 11 NAV DST	2	31
	BARR R&D	1	70
	POOL BUAER FA	1	88
	STORAGE FACLTY	1264	88
LONDON	FASRON SPEC 200	7	11
LOS ALAMITOS	VS 23	19	21
	FASRON 4 DET A	2	21
	NAS NART	104	50
LOS ANGELES	BACR WSTRN DST	1	31
MALTA	VP 21	12	11
	FASRON SPEC 201	1	11
MAYPORT	CVA39 CHAMPLAIN	2	11
	CVA 42 FDR	2	11
	NAAS 6 NAV DST	1	31
MCGUIRE AFB	VR 6	10	11
MEMPHIS	NAS NAATC	69	43
	NAS	25	44
	NARTU	28	50
	POOL BUAER FA	2	88
MEXICO	ATT MEXICO CTY	1	11
MIAMI	H&MS 31	29	19
	VMA 225	23	19
	VMA 331	24	19
	VMF 333	15	19
	VMR 353	15	19
	MCAS H&MS	10	39
	NARTU	32	50
MIDWAY	NAVSTA 14 ND	3	21
MINNEAPOLIS	NAS NART	67	50
MIRAMAR	VF 51	13	21
	VA 54	15	21
	VA 56	14	21
	VA 96	20	21
	VF 112	9	21
	VA 113	1	21
	VF 114	6	21
	VA 115	16	21
	VF 121	15	21
	VF 122	17	21
	VF 124	14	21
	VA 125	15	21
	VA 126	14	21
	VF 141	20	21
	VF 143	13	21
	VFP 61	46	21
	FASRON 12	12	21
	NAS 11 NAV DST	7	31
MOFFETT FLD	VF 23	5	21
	VA 26	22	21
	VF 53	14	21
	VF 94	14	21
	VF 152	10	21
	VA 153	16	21
	VF 154	14	21
	VA 155	14	21
	VA 156	15	21
	VF 211	10	21
	VA 214	16	21
	VA 216	15	21
	VFAW 3	19	21
	FAWTUPAC DET B	27	21
	FASRON 10	18	21
	VR 3	8	21
	VR 5	8	21
	NAS 12 NAV DST	6	31
	NACA	3	70
MOJAVE	VMFAW 115	14	29
	MCAAS	3	39
MONTEREY	NAF 12 NAVDST	37	31
MORTON	BAR R&D	7	70
MUSTIN FIELD	NAAS 4 NAV DST	6	31
	POOL BUAER FA	1	88
NAHA	VP 4	12	21
	FASRON 118	9	21
	VU 3 DET A	8	21
	NAF ADV BASE	1	21
NAPLES	FASRON 77	1	11
	VR 24 DET	6	11
	NAF	13	11
NEWPORT	CVA40 TARAWA	1	11
NEW ORLEANS	NAS NART	42	50
NEW RIV JAX	H&MS 26	2	19
	HMRL 261	14	19
	HMRL 262	20	19
	HMRL 263	20	19
	HMRM 461	3	19
	VMO 1	21	19
	MCAF	7	39
NEW YORK	CVA14 TICONDRGA	2	11
	CVS36 ANTIETAM	1	11
	CVA 60 SARATOGA	2	11
	NAS NART	89	50
NIAGARA FLS	NAS NART	37	50
NORFOLK	VAP 62	11	11
	VS 27	22	11
	VS 30	22	11
	VS 36	27	11
	HS 7	10	11
	VP 44	14	11
	VP 56	14	11
	HU 2 DET 1	5	11
	FAETULANT	7	11
	FASRON 3	19	11
	FASRON 102	13	11
	VU 6K	1	11
	VR 22	13	11
	VR 31 F&M	3	11
	CVA15 RANDOLPH	2	11
	CVS32 LEYTE	1	11
	CVA59 FORRESTAL	2	11
	CVS45 VALY FRG	1	11
	CVA 18 WASP	1	11
	AV7 CORNITUCK	1	11
	H&HS AIMFLNT	6	19
	NAS 5 NAV DST	12	31
	NARTU	40	50
	O&R BUAER FA	392	88

DECLASSIFIED

CONFIDENTIAL

TABLE 4

TOTAL PROGRAM AND NON-PROGRAM AIRCRAFT

LOCATION OF AIRCRAFT INVENTORY BY ORGANIZATIONAL UNIT

31 MARCH 1957

LOCATION	UNIT	NO OF PLANES	COMMAND
NORMAN	NATECHTRACEN	2	44
NORTH ISLAND	VAAW 35	37	21
	VAW 11	39	21
	VAH 6	16	21
	VS 21	29	21
	VS 36	24	21
	VP 40	13	21
	VP 42	12	21
	VP 46	13	21
	VAH 2	12	21
	FAWTUPAC	63	21
	FAETUPAC	7	21
	FASRON 4	41	21
	FASRON 110	9	21
	VR 5 DET A	6	21
	VR 32	3	21
	NAS NORTH ISLAN	6	21
	NAS 11 NAV DST	8	31
	POOL BUAER FA	1	88
NORWAY	ATT OSLO	1	11
OAKLAND	NAS NART	67	50
OCEANA	VA 16	14	11
	VF 33	17	11
	VF 61	13	11
	VA 25	18	11
	VA 42	1	11
	VA 66	18	11
	VF 74	20	11
	VF 82	15	11
	VA 83	12	11
	VF 84	14	11
	VA 85	16	11
	VA 86	12	11
	FAWTOLANT DET B	22	11
	FASRON 5	14	11
	NAS 5 NAV DST	9	31
OLATHE	JTTU	29	43
	NATECHTRAU	13	44
	NAS NART	52	50
OPPAMA	HU 1 DET 1	13	21
	H&MS 16	4	29
	HMRL 163	13	29
	NAF ADV BASE	65	21
PANAMA CITY	MINEDEFDEYU	2	70
PTXNT RIVER	VW 2	11	11
	VW 11	13	11
	VW 13	11	11
	VW 15	12	11
	VR 1	20	11
	NATC LANT	2	11
	NAS PTXNT RIV	5	31
	NATC R&D	160	70
	POOL BUAER FA	2	88
PEARL HARBOR	NAS 14 NAVDST	1	21
PENSACOLA	NAS NABTC	78	41
	CVL 48 SAIPAN	1	41
	NATECHTRAU	19	44
	NAS R&D	2	70
	O&R BUAER FA	384	88
PERU	MISSION LIMA	1	11
PHILADELPHIA	NATECHTRAU	1	44
	NAMC	6	70
	POOL BUAER FA	3	88
POINT MUGU	GMGRU 1 DET 2	7	21
	VX 4	9	21
	NAS 11 NAV DST	6	31
	NAMIC R&D	94	70
PORT LYAUTEY	VAH 5	11	11
	VQ 2	6	11
	FASRON 104	11	11
	VR 24	7	11
	NAF ADV BASE	4	11
PRT WASHNGTN	SDC	2	70
QUANTICO	HMX 1	15	39
	MCAS AES 12	50	39
QUONSET PNT	VF 71	13	11
	VA 72	14	11
	VA 75	15	11
	VAW 12	44	11
	VS 31	23	11
	VS 35	22	11
	HS 9	8	11
	VP 8	11	11
	VX 6	24	11
	FASRON 2	11	11
	FASRON 101	2	11
	VU 2	17	11
	CVA11 INTREPID	2	11
	NAS 1 NAV DST	25	31
QUONSET PNT	NATU	5	70
	O&R BUAER FA	171	88
REAM FLD	HS 4	6	21
	HS 6	8	21
	HS 8	17	21
	HU 1	37	21
	NAAS 11 NAVDST	1	31
	VU 3 R&D	2	70
ROOSEVLT RDS	FASRON 105	1	11
	NAS 10 NAVDST	2	11
SAN DIEGO	O&R BUAER FA	302	88
	BAR FA	1	88
SAN JUAN	NAVSTA 10 ND	3	11
SANFORD	VAH 7	8	11
	VAH 9	10	11
	VAH 11	9	11
	VAH 11 DET 36	2	11
	FASRON 51	14	11
	HATU	7	11
	NAAS 6 NAV DST	2	31
SANGLEY PNT	VP 46	10	21
	FASRON 119	13	21
	NAVSTA	8	21
SANTA ANA	H&MS 36	4	29
	HMRL 361	17	29
	HMRL 362	16	29
	HMRL 363	14	29
	MCAF	2	39
SAUFLEY FLD	NAAS NABTC	297	41
SEOUL	ALUSNA SEOUL	1	21
SEATTLE	NARTU	51	50
SHERMAN FLD	ATU 206 VF	85	43
SIAM	MAAG THAILAND	1	21
SO WEYMOUTH	NAS NART	64	50
	NADU	14	70
	POOL BUAER FA	3	88
MADRID	NAVACT SPAIN	1	11
SPOKANE	NAS NART	24	50
ST LOUIS	BAR ST LOUIS	1	31
	NAS NART	51	50
	BAR R&D	7	70
	BAR FA	27	88
SUKIRON	VMO 2	15	29
TRINIDAD	NAVSTA 10 ND	1	11
TURKEY	MISSION ANKARA	1	11
VIEQUES IS	VMO 1 DET 1	6	19
WEEKSVILLE	HS 3	13	11
	ZP 1	10	11
	ZP 4	8	11
	NAF 5 NAV DST	1	31
WHDBY ISLAND	VP 1	10	21
	VP 50	12	21
	VAH 4	12	21
	VAHM 10	14	21
	FASRON 112	11	21
	NAS 13 NAV DST	6	31
WHITING FLD	NAAS NABIC	361	41
WICHITA	BAR R&D	1	70
	BAR FA	5	88
WILLOW GROVE	NAS NART	63	50
ACFT ON LOAN	BUAER FA	41	88
		14270	

CONFIDENTIAL

DECLASSIFIED

SECTION II
AIRCRAFT INVENTORY, END OF MONTH

PROGRAM AND NON-PROGRAM AIRCRAFT

TABLE		PAGE
5...	MAJOR PROGRAM CLASSIFICATION BY COMBAT AND NON-COMBAT TYPE AIRCRAFT	60
6...	STATUS DISTRIBUTION BY CLASS AND COMMAND	62
7...	STATUS DISTRIBUTION, 1949 TO DATE	63

PROGRAM AIRCRAFT

8...	COMMAND AND STATUS DISTRIBUTION BY MODEL	64
9...	TYPE OF ORGANIZATIONAL UNIT BY CLASS	68
10...	TYPE OF ORGANIZATIONAL UNIT BY FLEET AND CLASS	70

NON-PROGRAM AIRCRAFT

11...	AWAITING DISPOSITION AIRCRAFT	72
12...	CONTINGENCY RESERVE AIRCRAFT	72
13...	EXPERIMENTAL AIRCRAFT BY COMMAND AND STATUS DISTRIBUTION BY MODEL	73
14...	BAILMENT & LOAN AIRCRAFT BY ORGANIZATION IN POSSESSION AND BY MODEL	73
15...	BOARD OF INSPECTION & SURVEY AIRCRAFT BY MODEL	74

SPECIAL TABLES

16...	MAN-CARRYING DRONES BY COMMAND AND STATUS DISTRIBUTION BY MODEL	74
17...	AIRCRAFT ON LOAN TO NAVY	74

CHARTS

1...	MONTH-END INVENTORY OF PROGRAM AIRCRAFT BY STATUS, 1950 TO DATE	60
2...	OPERATING AIRCRAFT INVENTORY AND PLANNED OPERATING ASSIGNMENTS	61
3...	TOTAL NAVY PROGRAM AIRCRAFT BY ORGANIZATIONAL UNITS	69
4...	DISTRIBUTION OF AIRCRAFT IN ATLANTIC AND PACIFIC FLEETS BY TYPE OF UNIT	71

DECLASSIFIED

STATUS OF NAVY AIRCRAFT INVENTORY

SCOPE OF SECTION II

Included in Section II are selected inventory statistics for all Navy aircraft except non-man-carrying target drones and guided missiles. (Man-carrying drones and aircraft on loan from the Air Force are included in special tables, but are not considered a part of the Navy aircraft inventory.) Succeeding tables and listings represent successive breakdowns, in varying degree of detail, of current TOTAL INVENTORY.

Total inventory is divided into PROGRAM and NON-PROGRAM aircraft. Program aircraft are production aircraft in physical custody of the Navy for which current or future operation within an authorized operating allowance is intended or can reasonably be expected. Non-program aircraft include those of experimental and service test (BIS) configuration, man-carrying drones, aircraft retired but not yet stricken, aircraft otherwise in process of final disposition, contingency reserve, and aircraft on bailment or on loan.

Navy aircraft "inventory" is comprised of all aircraft which have been accepted, but not stricken, by the Navy. An aircrart is accepted when legal custody is assumed by the Navy, and is stricken when officially separated from Navy custody by the signature of the Deputy Chief of Naval Operations (Air) to the monthly notice "Separations From and Reinstatements to the Navy list of aircraft."

Navy aircraft are presented under three basic classifications; STATUS, KIND or CLASS and CONFIGURATION, and CUSTODY. "Status refers to the classification of the functional employment or condition of aircraft; that is, generally, either undergoing, awaiting, or enroute to either operating, standard rework, special rework, storage, final disposition, or evaluation to determine next action. "Kind of Class and Configuration" refers to physical characteristics; as to general mission purpose of Navy aircraft design, e.g., fighter, attack, patrol, transport, etc. "Sub-Class" refers to the next lower level of classification into more specific mission purpose of design, e.g., all-weather, photographic, etc. "Custody" refers to organizational location; that is, administrative control of assignment, logistic support, and employment of aircraft; and, responsibility to account for and otherwise provide information about aircraft.

STATUS OF AIRCRAFT

Every aircraft is either Program of Non-Program. Every Program aircraft is either OPERATING, LOGISTIC SUPPORT, or RESERVE STOCK. Every Non-Program aircraft is either AWAITING DECISION or STRIKE, CONTINGENCY RESERVE, EXPERIMENTAL, on BAILMENT and LOAN CONTRACT, or BOARD OF INSPECTION and SURVEY (BIS) aircraft. Every Program aircraft is either OPERATIONAL or NON-OPERATIONAL. All aircraft in controlling custody of operating commands are operational and are either OPERATING or in OPERATIONAL POOLS. All aircraft in the custody of the Logistic Command (BUAER Field Activities) are NON-OPERATIONAL, and are either NON-OPERATIONAL SUPPORT or RESERVE STOCK. LOGISTIC SUPPORT is made up of all aircraft in OPERATIONAL POOLS and NON-OPERATIONAL SUPPORT.

OPERATING aircraft are those in the custody of an organizational unit, pursuant to planned operating assignments or authorized operating programs therefor, for flight operations (other than for ferry or flight test) required in performance of a mission of the unit. More specific principles are as follows:

1. Generally, an aircraft is in operating status whenever filling an authorized operating allowance; that is, if an operating unit has reporting custody of the aircraft because of its authorized operating allowance, the aircraft is in operating status.

2. "Operating" status is primarily a matter of CUSTODY, only secondarily of CONDITION. "Operating" refers to operating unit aircraft; it does not necessarily mean aircraft in a condition to be operated (flown), which is a matter of "availability." Condition is a factor rendering an aircraft "non-operating: only when its condition is such that there is no longer any good reason for the operating unit to retain custody of it; that is, in such condition that it will be or should be either replaced and/or transferred out of the unit's custody or stricken, before flown again in performance of the unit's mission. Another way of expressing the foregoing is that an aircraft filling an authorized operating allowance of an operating unit is in "operating status" until the unit will not, cannot, or should not fly it any more and it is (or should be) stricken and/or replaced. If an aircraft is retained in reporting custody of an operating unit for maintenance of other rework in restoring it (or preparing it) for further flight operations by the unit, it remains in operating status, UNLESS a temporary replacement for it is made, in which case the replacing aircraft is in operating status while the replaced aircraft is in a non-operating status.

3. As a guide to application of "operating status', some features of the Naval Aviation system for planning and control of aircraft programs should be understood. Congress authorizes (and provides funds for) the Navy to OPERATE a given number of aircraft. The Chief of Naval Operations then breaks that number down into OPERATING AIRCRAFT ALLOWANCES for each OPERATING UNIT; then calculates how many more aircraft (non-operating, i. e., operational pool) each OPERATING COMMAND will need to keep the operating units up to allowances; then collaborates with the Bureau of Aeronautics in actually providing each operating command with enough of the right kinds of aircraft so that operating units will actually have the aircraft they are intended (allowed) to have. The Chief of Naval Operations and others then want to know to what extent operating units do have the aircraft allowed; and Congress wants to know to what extent the Navy implemented the operating aircraft program it approved and provided funds for. This information is obtained by counting the aircraft which reporting custodians show by OPNAV X data to be in OPERATING STATUS. Observe that

neither Congress nor CNO approved, or authorized, or allowed, or funded for a given number of aircraft to be in a condition of flyability, or performance ability, or availability, or readiness; but instead, when referring to "operating aircraft", their intentions are stated in terms of AIRCRAFT WHICH OPERATING UNITS ARE TO HAVE.

4. A related feature of the Navy's aircraft logistics system needs to be understood; that is, an aircraft completes a standard service tour (becomes due for overhaul) by having accumulated a prescribed length of time in operating status (expressed as a given number of OPERATING MONTHS). Information as to just how much operating time (months) has been accumulated permits a reasonable prediction as to just when the aircraft must be replaced and turned into BUAER for overhaul. The assignment of operating status to an aircraft thereby directly effects its future life (service usage, deployment, rework, distribution, return, etc.); while "non-operating status" merely reflects what is or was.

LOGISTIC SUPPORT are those Program aircraft, in non-operating status, which are actively engaged in normal progress through standard service life. This includes periods of "idleness" considered to be normal requirements (e.g., operational pool aircraft for replacement of aircraft losses, overhaul backlog to ensure steady input, etc.), and also includes whatever special rework becomes necessary or desirable during the service life of aircraft. Logistic Support aircraft shown here are either in OPERATIONAL POOL, DELIVERY, IN REWORK, or AWAITING REWORK.

OPERATIONAL POOL aircraft are all non-operating aircraft in controlling custody of operating commands. These are aircraft in custody of operating commands, in addition to operating aircraft allowances, for the purpose of maintaining the intended quantity and quality of operating aircraft. More specifically, aircraft for immediate replacement of operating aircraft lost and damaged; aircraft involved in special rework within the operating command; aircraft enroute to and from BUAER delivery points, and between reporting custodians of the operating command; and aircraft otherwise in direct logistic support of operating aircraft.

RESERVE STOCK aircraft are all program aircraft in the controlling custody of BUAER FA which are not currently and actively engaged in any of the various logistic processes required in normal transition through standard service life. Note that "actively engaged" will include normally required idleness (wherever idleness is a normal requirement of service life, aircraft are logistic support, not reserve stock).

KIND OF AIRCRAFT

Aircraft are classified as to "kind" by TYPE, or physical construction, and by CLASS or purpose or mission for which designed or modified with further sub-division of each for more specific characteristics.

As to TYPE, every aircraft is either heavier-than-air (HTA) or lighter-than-air (LTA or Z). Every heavier-than-air aircraft is classified as either a fixed-wing airplane (V), a rotary-wing airplane (H), or a pilotless aircraft (K).

Each class of aircraft may be further classified as to sub-class. Sub-class designations are abbreviated in various places in this publication as follows: (AW) All Weather, (H) Heavy, (I) Intercept, (J) Jet, (KD) Drone and Drone Control, (L) Land, (M) Medium, (ME) Multi-Engine, (NAV) Navigation Trainer, (PROP) Reciprocating Engine, (S) Sea, (SAR) Sea Air Rescue, (SE) Single Engine. (TOW) Target Tow, and (WEA) Weather Reconnaissance.

Further as to CLASS, aircraft are characterized as to VERSION of basic design by letter designation (as the N in F6F-5N) as follows: A-Amphibious, B-Special Armament, C-Carrier Operating, D-Drone Control, E-Special Electronics, K-Target Drone, L-Winterized, M-Guided Missile Carrier, N-All Weather Operating, N(A)-All Weather version stripped for day attack, P-Photographic, Q-Countermeasures, R-Transport, S-Submarine search and attack, T-Training, U-Utility, W-Airborne Early Warning, Z-Administrative. The suffix letter "X" is used to denote that a conversion to that model has not been completed. Upon completion of the conversion, the suffix letter "X" is dropped.

Certain models (not individual aircraft) of combat classes are designated as COMBAT FIRST LINE aircraft to characterize those models with suitable military characteristics and performance to engage in unlimited combat operation. All other models of combat classes are COMBAT SECOND LINE, as models which are suitable for service but whose deficiency in military characteristics and performance entails a recognized handicap for unlimited combat services.

CUSTODY OF AIRCRAFT

Every Navy aircraft is in custody of either a MAJOR OPERATING COMMAND or the Field Activities group of the Bureau of Aeronautics (the "LOGISTIC COMMAND"). Major operating commands and BUAER FA are sometimes referred to as "controlling custodians". A "reporting custodian" is the squadron, air station, or other activity in the lowest echelon of command in custody of aircraft for which the unit has reporting responsibility to CNO. Every reporting custodian of Navy aircraft is classified under some controlling custodian.

Refer to Section I for complete listing of "reporting custodians" by "controlling custodians".

[redacted]

DECLASSIFIED

TABLE 5

MAJOR PROGRAM CLASSIFICATIONS BY COMBAT AND NON-COMBAT TYPE

PROGRAM & NON-PROGRAM

PROGRAM CLASSIFICATION	31 MARCH 1957					28 FEBRUARY 1957				
	GRAND TOTAL	HEAVIER-THAN-AIR			LIGHTER THAN AIR	GRAND TOTAL	HEAVIER-THAN-AIR			LIGHTER THAN AIR
		TOTAL	COMBAT TYPE	NON-COMBAT TYPE			TOTAL	COMBAT TYPE	NON-COMBAT TYPE	
TOTAL INVENTORY	13,933	13,877	8119 ~~8,016~~	5758 ~~5,861~~	56	13,858	13,801	8,158	5,643	57
PROGRAM AIRCRAFT	12,566	12,512	7667 ~~7,568~~	4845 ~~4,944~~	54	12,553	12,498	7,725	4,773	55
Operational	9,974	9,928	5883 ~~5,795~~	4045 ~~4,133~~	46	9,968	9,922	5,916	4,006	46
Operating	9,557	9,511	5545 ~~5,469~~	3966 ~~4,042~~	46	9,533	9,487	5,545	3,942	46
U.S. Navy	8,239	8,199	4679 ~~4,605~~	3520 ~~3,596~~	40	8,241	8,201	4,699	3,502	40
U.S. Navy Reserve	1,318	1,312	866K	446K	6	1,292	1,286	846	440	6
Operational Pools	417	417	33 ~~236~~	79 ~~91~~	- =	435	435	371	64	- =
For Use	400	400	306 ~~317~~	74 ~~86~~	-	407	407	348	59	-
For Buaer	17	17	120K	50K	-	28	28	23	5	-
Non-Operational Support	1,751	1,743	1115 ~~1,107~~	628 ~~636~~	8	1,784	1,776	1,171	605	8
Delivery	380	380	344 ~~259~~	136 ~~141~~	-	359	358	253	105	1
Rework	767	759	488 ~~495~~	271 ~~276~~	8	870	863	564	299	7
Awaiting Rework	604	604	383K	221K	-	555	555	354	201	-
Reserve Stock	841	841	669 ~~668~~	172 ~~173~~	-	801	800	638	162	1
Overhaul Required	672	672	542 ~~541~~	130 ~~131~~	-	656	655	523	132	1
Overhaul Not Required	169	169	127K	42K		145	145	115	30	-
NON-PROGRAM AIRCRAFT	1,367	1,365	452 ~~448~~	913 ~~917~~	2	1,305	1,303	433	870	2
Awaiting Decision or Strike	272	272	111	161	-	224	224	100	124	-
Contingency Reserve	760	760	139	621	-	752	752	128	624	-
Experimental	7	6	4	2	1	8	7	5	2	1
Bailment & Loan	275	275	166 ~~162~~	109 ~~113~~	-	273	273	167	106	-
Board of Inspection & Survey	53	52	32	20	1	48	47	33	14	1

CHART 1

TOTAL PROGRAM AIRCRAFT BY STATUS

30 JUNE 1953 TO DATE

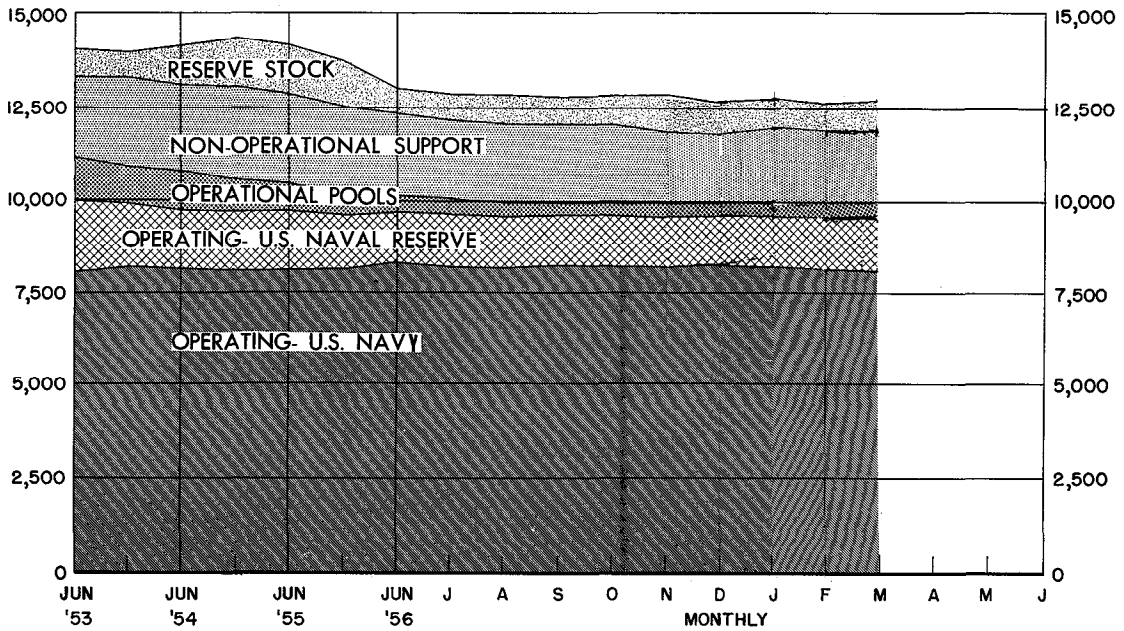

[redacted]

CHART 2

TOTAL AIRCRAFT INVENTORY AND PLANNED OPERATING ASSIGNMENT

31 MARCH 1957

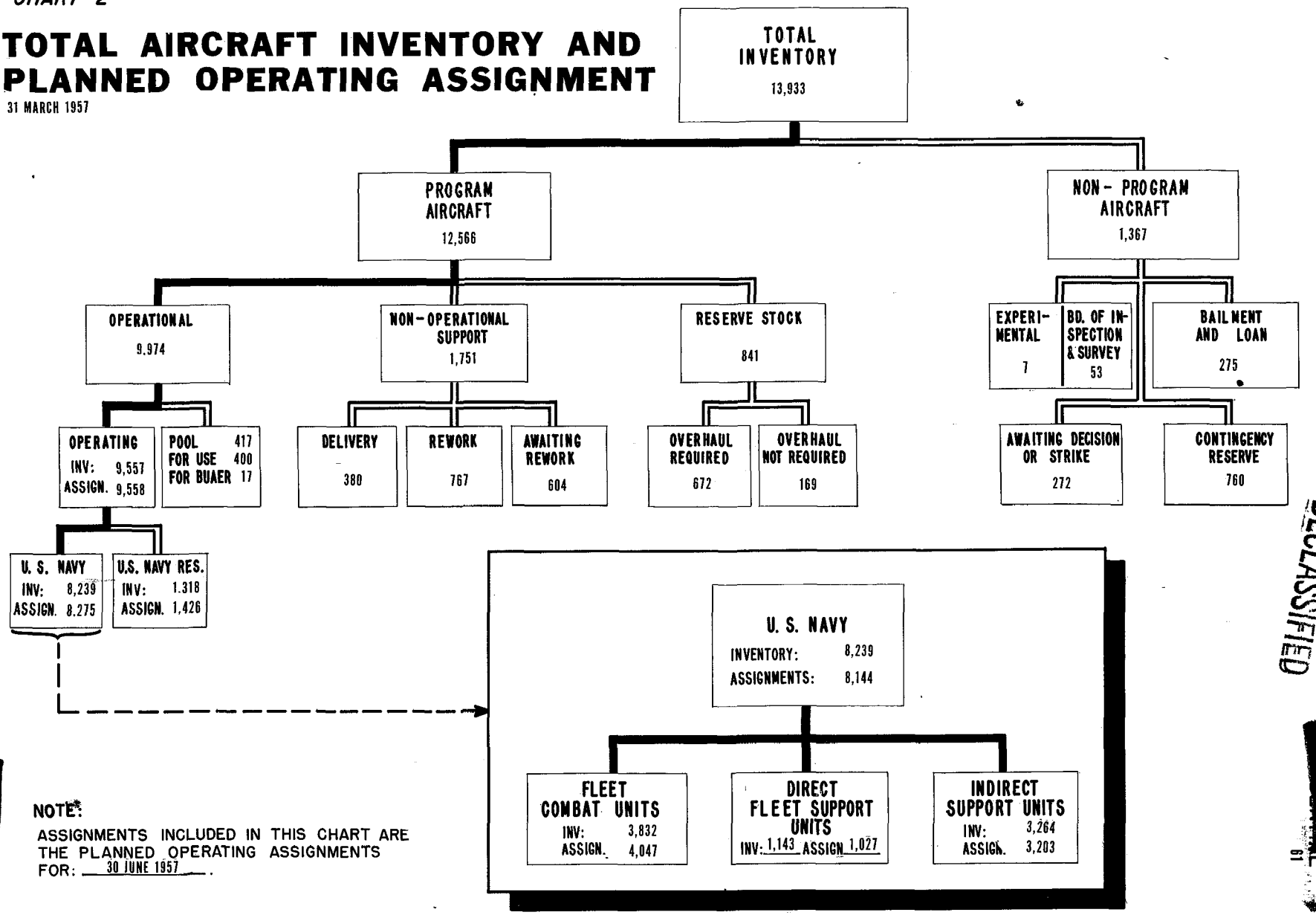

NOTE:

ASSIGNMENTS INCLUDED IN THIS CHART ARE THE PLANNED OPERATING ASSIGNMENTS FOR: 30 JUNE 1957.

DECLASSIFIED

[redacted]

[redacted]
62
TABLE 6

DECLASSIFIED

STATUS DISTRIBUTION BY CLASS & COMMAND

PROGRAM & NON-PROGRAM

31 MARCH 1957

CLASS AND COMMAND	GRAND TOTAL	PROGRAM								NON-PROGRAM						
		TOTAL	OPERATIONAL	NON-OPERATIONAL SUPPORT					RESERVE STOCK	TOTAL	AWAITING DECISION	AWAITING STRIKE	CONTIN-GENCY RESERVE	EXPERI-MENTAL	BAILMENT & LOAN	BOARD OF INSPEC-TION & SURVEY
				LOGISTIC SUPPORT												
				OPTL POOL												
			OPER ATING	FOR USE	FOR BUAER	IN DELIVERY	IN REWORK	AWAITING REWORK								
TOTAL	13,933	12,566	9,557	400	17	380	767	604	841	1,367	103	169	760	7	275	53
CLASS																
Fighter	4,272	4,016	2,912	146	8	132	234	171	413	256	17	16	87	[illegible]	114	20
VF(DAY)(JET)	3,102	2,927	2,138	114	5	97	142	130	301	175	13	7	85	-	54	16
VF(DAY)(PROP)	100	94	16	7	-	-	2	-	69	6	3	-	-	-	3	-
VF(AW)(JET)	718	660	529	18	3	28	59	17	6	58	-	5	-	-	49	4
VF(P)(JET)	249	240	174	5	-	5	9	18	29	9	-	1	2	-	6	-
VF(D)(JET)	61	59	30	-	-	1	20	6	2	2	-	-	-	-	2	-
VF(D)(PROP)	25	22	15	2	-	-	-	-	5	3	-	3	-	-	-	-
VF(KD)(JET)	15	14	10	-	-	1	2	-	1	1	1	-	-	-	-	-
EXPERIMENTAL	2	-	-	-	-	-	-	-	-	2	-	-	-	2	-	-
Attack	2,065	1,916	1,403	97	4	47	136	125	104	149	10	47	47	2	33	10
VA(DAY)(JET)	119	97	80	-	-	16	1	-	-	22	-	-	-	-	15	7
VA(DAY)(PROP)	1,321	1,221	929	64	3	17	80	74	54	100	9	45	41	-	5	-
VA(AW)(PROP)	246	234	155	12	1	7	22	27	10	12	1	2	6	-	3	-
VA(W)(PROP)	194	193	105	12	-	3	17	22	34	1	-	-	-	-	1	-
VA(P)(JET)	1	1	-	-	-	-	1	-	-	-	-	-	-	-	-	-
VA(P)(PROP)	27	27	19	2	-	2	3	1	-	-	-	-	-	-	-	-
VA(Q)(JET)	5	5	4	-	-	-	1	-	-	-	-	-	-	-	-	-
VA(Q)(PROP)	10	10	7	1	-	-	2	-	-	-	-	-	-	-	-	-
VA(H)(JET)	69	57	50	1	-	2	3	1	-	12	-	-	-	-	9	3
VA(H)(PROP)	71	71	54	5	-	-	6	-	6	-	-	-	-	-	-	-
EXPERIMENTAL	2	-	-	-	-	-	-	-	-	2	-	-	-	2	-	-
Anti-Submarine	571	553	449	41	-	20	18	22	3	18	-	15	-	-	3	-
VS	571	553	449	41	-	20	18	22	3	18	-	15	-	-	3	-
Patrol	955	938	614	29	-	29	88	63	115	17	3	3	5	-	6	-
VP(L)	710	696	464	17	-	22	79	46	68	14	3	3	2	-	6	-
VP(S)	245	242	150	12	-	7	9	17	47	3	-	-	3	-	-	-
Warning	102	99	76	12	-	5	5	-	1	3	-	-	-	-	3	-
VW(WEA)	7	6	6	-	-	-	-	-	-	1	-	-	-	-	1	-
VW(AEW)	95	93	70	12	-	5	5	-	1	2	-	-	-	-	2	-
Observation: VO	59	59	47	5	-	-	-	4	3	-	-	-	-	-	-	-
Transport	677	616	472	10	-	10	71	24	29	61	4	-	12	-	45	-
VR(H)	246	240	190	3	-	5	39	2	1	6	-	-	-	-	6	-
VR(M)	375	323	234	6	-	5	32	22	24	52	4	-	12	-	36	-
VR(S)	11	11	7	-	-	-	-	-	4	-	-	-	-	-	-	-
VR(C)	45	42	41	1	-	-	-	-	-	3	-	-	-	-	3	-
Utility	247	230	157	8	-	5	16	29	15	17	1	10	-	1	5	-
VU(SAR)	117	106	78	5	-	3	7	9	4	11	-	6	-	-	5	-
VU(TOW)	129	124	79	3	-	2	9	20	11	5	1	4	-	-	-	-
EXPERIMENTAL	1	-	-	-	-	-	-	-	-	1	-	-	-	1	-	-
Training	4,092	3,313	2,797	39	3	80	142	135	117	779	68	63	609	-	21	8
VT(JET)	617	594	457	7	-	42	59	29	-	23	-	-	-	-	15	8
VT(ME)	1,102	956	781	9	2	4	28	64	68	146	1	46	95	-	4	-
VT(SE)	2,283	1,687	1,499	23	1	33	54	42	35	596	64	13	514	-	5	-
VT(E)	52	45	33	-	-	-	-	-	12	7	3	4	-	-	-	-
VT(NAV)	6	6	5	-	-	-	-	-	1	-	-	-	-	-	-	-
VT(D)(JET)	13	10	9	-	-	-	-	-	1	3	-	-	-	-	3	-
VT(D)(PROP)	9	9	9	-	-	-	-	-	-	-	-	-	-	-	-	-
VT(KD)(JET)	10	6	4	-	-	1	1	-	-	4	-	-	-	-	4	-
Helicopter	837	772	584	13	2	52	49	31	41	65	-	15	-	1	35	14
HS	156	145	91	1	-	11	7	2	33	11	-	-	-	-	7	4
HO	131	110	78	1	-	11	12	6	2	21	-	9	-	-	9	3
HR	196	181	157	2	1	5	5	10	1	15	-	5	-	-	6	4
HU	252	241	187	7	1	19	15	8	4	11	-	-	-	-	8	3
HT	101	95	71	2	-	6	10	5	1	6	-	1	-	-	5	-
EXPERIMENTAL	1	-	-	-	-	-	-	-	-	1	-	-	-	1	-	-
Lighter Than Air	56	54	46	-	-	-	8	-	-	2	-	-	-	1	-	1
ZP	51	50	43	-	-	-	7	-	-	1	-	-	-	-	-	1
ZW	4	4	3	-	-	-	1	-	-	-	-	-	-	-	-	-
EXPERIMENTAL	1	-	-	-	-	-	-	-	-	1	-	-	-	1	-	-
COMMAND																
LANT	2,494	2,494	2,376	117	1	-	-	-	-	-	-	-	-	-	-	-
PAC	2,925	2,886	2,647	225	14	-	-	-	-	39	1	38	-	-	-	-
NABS	469	469	464	3	2	-	-	-	-	-	-	-	-	-	-	-
NATRA	2,513	2,513	2,466	47	-	-	-	-	-	-	-	-	-	-	-	-
NART	1,327	1,326	1,318	8	-	-	-	-	-	1	1	-	-	-	-	-
R&D	575	286	286	-	-	-	-	-	-	289	-	-	-	3	234	52
BUAER	3,630	2,592	-	-	-	380	767	604	841	1,038	101	131	760	4	41	1

[redacted]

DECLASSIFIED [redacted]

TABLE 7

STATUS DISTRIBUTION

PROGRAM & NON-PROGRAM

31 MARCH 1957

DATE	GRAND TOTAL	PROGRAM								NON-PROGRAM						
		TOTAL	OPERATIONAL			NON-OPERATIONAL SUPPORT				TOTAL	AWTG DECISION b/ c/	AWTG STRIKE	CONTIN-GENCY RESERVE	EXPERI MENTAL	BAILMENT & LOAN	BOARD OF INSPEC TION & SURVEY
			OPER ATING	LOGISTIC SUPPORT												
				OPTL POOL a/												
				FOR USE	FOR BUAER	IN DELIVERY	IN REWORK	AWAITING REWORK	RESERVE STOCK							
1951																
31 March	13,944	13,343	7,024	851	-	475	1,060	924	3,009	601	501	-	-	44	56	-
30 June	13,532	13,174	7,369	797	-	610	1,053	877	2,468	358	269	-	-	43	46	-
30 September	13,464	13,116	7,739	832	-	478	1,028	751	2,288	348	254	-	-	44	50	-
31 December	13,557	13,213	7,983	775	-	554	1,151	944	1,806	344	249	-	-	37	58	-
1952																
31 March	13,668	13,326	8,424	825	-	488	1,164	877	1,548	342	247	-	-	34	61	-
30 June	13,846	13,475	8,814	836	-	677	1,031	818	1,299	371	269	-	-	35	67	-
30 September	14,116	13,567	9,221	926	-	614	1,201	908	697	549	440	-	-	33	76	-
31 December	14,272	13,694	9,538	963	-	556	1,115	779	743	578	459	-	-	35	84	-
1953																
31 March	14,590	13,919	9,961	1,015	-	672	968	729	574	671	553	-	-	32	86	-
30 June	14,723	14,012	9,946	1,167	-	685	835	675	704	711	574	-	-	33	104	-
30 September	14,769	13,951	9,909	1,091	-	701	860	573	817	818	687	-	-	32	99	-
31 December	14,936	13,986	9,865	1,019	-	654	861	866	721	950	812	-	-	28	110	-
1954																
31 March	15,172	14,019	9,712	958	-	629	757	1,013	950	1,153	965	-	-	24	119	45
30 June	15,536	14,151	9,733	1,025	-	588	847	880	1,078	1,385	1,197	-	-	24	118	46
30 September	15,734	14,129	9,701	897	-	557	908	894	1,172	1,605	1,399	-	-	18	139	49
31 December	16,052	14,311	9,707	829	-	563	912	1,036	1,264	1,741	123	-	1,397c/	16	156	49
1955																
31 March	16,318	14,080	9,559	851	-	624	1,010	937	1,099	2,238	581	-	1,428	16	159	54
30 June	16,504	14,140	9,761	644	23	612	924	857	1,319	2,364	126	503	1,508	18	163	46
30 September	16,780	14,159	9,715	543	31	598	1,036	774	1,462	2,621	126	831	1,431	13	170	50
31 December	17,079	13,710	9,578	460	26	626	1,038	775	1,207	3,369	148	2,145	817	11	191	57
1956																
31 March	17,067	13,554	9,692	442	46	539	1,063	718	1,054	3,513	125	2,527	590	8	200	63
30 June	15,761	13,003	9,687	371	32	482	981	764	686	2,758	131	1,591	734	9	236	57
30 September	14,714	12,752	9,596	350	15	369	943	745	734	1,962	201	602	829	8	266d/	56
31 December	14,253	12,573	9,553	364	18	391	892	618	737	1,680	158	336	853	8	265d/	60
1957																
31 January	14,027	12,581	9,566	350	35	339	938	612	741	1,446	69	165	881	8	269	54
28 February	13,858	12,553	9,533	407	28	359	870	555	801	1,305	60	164	752	8	273	48
31 March	13,933	12,566	9,557	400	17	380	767	604	841	1,367	103	169	760	7	275	53

a/ Effective with 30 April 1955 data, "Operational Pool" aircraft will be broken by "For Use" and "For BUAER".

b/ Includes aircraft both in "Awaiting Decision" and "Awaiting Strike" status for period March 1950, through 31 May 1955.

c/ Prior to September 1954, "Awaiting Disposition" category included both "Contingency Reserve" aircraft and aircraft in process of final disposition. Commencing with October 1954 issue, the two categories are shown as separate classifications.

d/ Two F6F-5K on bailment contract; not included in this total.

DECLASSIFIED

TABLE 8 STATUS AND COMMAND DISTRIBUTION OF PROGRAM AIRCRAFT BY MODEL

31 MARCH 1957

CLASS AND MODEL	TOTAL PROGRAM AIRCRAFT	STATUS DISTRIBUTION OF PROGRAM AIRCRAFT					COMMAND DISTRIBUTION OF OPERATIONAL AIRCRAFT						BUAER FA AIRCRAFT
		OPERATING	LOGISTIC SUPPORT			RESERVE STOCK	LANT	PAC	NABS	NATRA	NART	R&D	
			OPERATIONAL POOL		NON-OPERATIONAL SUPPORT								
			FOR USE	FOR BUAER FA									
TOTAL LAST MONTH	12553	9533	407	28	1784	801	2440	2910	470	2534	1305	281	2585
TOTAL THIS MONTH	12566	9557	400	17	1751	841	2493	2872	467	2513	1326	286	2592
FIGHTER	4016	2912	146	8	537	413	825	1192	28	386	507	120	950
ATTACK	1916	1403	97	4	308	104	576	612	48	77	136	51	412
ANTI SUBMARINE	553	449	41		60	3	142	103	2	126	111	6	63
PATROL	938	614	29		180	115	224	198	1	76	118	26	295
WARNING	99	76	12		10	1	47	32		5		4	11
OBSERVATION	59	47	5		4	3	15	31	6				7
TRANSPORT	616	472	10		105	29	166	181	46	20	52	17	134
UTILITY	230	157	8		50	15	69	66	22	2	2	4	65
TRAINING	3313	2797	39	3	357	117	215	231	265	1721	362	42	474
ROTARY WING	772	584	13	2	132	41	186	226	49	95	32	9	173
AIRSHIPS	54	46			8		28			5	6	7	8
FIGHTER													
VF DAY JET	2927	2138	114	5	369	301	521	784	28	361	492	66	670
VF DAY PROP	94	16	7		2	69	1	19				3	71
VF AW JET	660	529	18	3	104	6	209	281		14		43	110
VF P JET	240	174	5		32	29	62	85		11	15	6	61
VF D JET	59	30			27	2	11	17				2	29
VF D PROP	22	15	2			5	17						5
VF KD JET	14	10			3	1	4	6					4
ATTACK													
VA DAY JET	97	80			17		35	37				8	17
VA DAY PROP	1221	929	64	3	171	54	350	374	42	76	122	29	225
VA AW PROP	234	155	12	1	56	10	62	79	6	1	14	5	66
VA W PROP	193	105	12		42	34	53	62				2	76
VA P JET	1				1								1
VA P PROP	27	19	2		6		9	10				2	6
VA Q JET	5	4			1		2	2					1
VA Q PROP	10	7	1		2		3	5					2
VA H JET	57	50	1		6		29	18				4	6
VA H PROP	71	54	5		6	6	33	25				1	12
ANTI SUBMARINE													
VS	553	449	41		60	3	142	103	2	126	111	6	63
PATROL													
VP L	696	464	17		147	68	162	121	1	55	118	24	215
VP S	242	150	12		33	47	62	77		21		2	80
WARNING													
VW WEA	6	6					3	3					
VW AEW	93	70	12		10	1	44	29		5		4	11
OBSERVATION													
VO	59	47	5		4	3	15	31	6				7
TRANSPORT													
VR H	240	190	3		46	1	40	103	5	6	35	4	47
VR M	323	234	6		59	24	105	54	38	14	17	12	83
VR S	11	7				4		7					4
VR C	42	41	1				21	17	3			1	
UTILITY													
VU SAR	106	78	5		19	4	26	30	22	2	2	1	23
VU TOW	124	79	3		31	11	43	36				3	42
TRAINING													
VT JET	594	457	7		130		75	88	9	199	82	11	130
VT ME	956	781	9	2	96	68	105	113	203	170	182	17	164
VT SE	1687	1499	23	1	129	35	13	18	52	1346	91	2	164
VT E	45	33				12	14	8		2	7	2	12
VT NAV	6	5				1			1	4			1
VT D JET	10	9				1	4	3				2	1
VT D PROP	9	9					3					6	
VT KD JET	6	4			2		1	1				2	2
ROTARY WING													
HS	145	91	1		20	33	46	41				5	53
HO	110	78	1		29	2	29	29	7	13		1	31
HR	181	157	2	1	20	1	56	86	15			2	21
HU	241	187	7	1	42	4	46	55	27	38	27	1	46
HT	95	71	2		21	1	9	15		44	5		22
AIRSHIPS													
ZP	50	43			7		25			5	6	7	7
ZW	4	3			1		3						1
FIGHTER													
VF DAY JET													
* F8U 1	28	14			14		12	1				1	14
F7U 3	49	36	2			11	15	17	1			5	11
F7U 3M	46	30	4		1	11	15	18				1	12
* F11F 1	19	12			7		8	3				1	7
* F9F 8	185	173	10		2		65	105		6		7	2
* F9F 8B	357	294	18		41	4	133	165		10		4	45
F9F 7	111	4				107					4		107
F9F 6	495	404	5		59	27	10	18		15	359	7	86
F9F 6X	3					3							3
F9F 5	407	298	11		93	5	39	126		115	25	4	98
F9F 4	13	13									12	1	
F9F 2	251	179	2			70				178		3	70
* F3H 2M	43	27			16		13	8				6	16
F2H 2	169	137			6	26	22	4	27	18	55	11	32
F2H 2B	20	11				9	1				10		9
F2H 1	19	19								19			
* FJ 4	132	116	9		7			118				7	7
* FJ 4B	7				7								7
* FJ 3	266	186	7		73		99	88				6	73
* FJ 3M	160	149	11				85	74				1	
FJ 2	147	36	35	5	43	28	4	39			27	1	71

DECLASSIFIED

TABLE 8 STATUS AND COMMAND DISTRIBUTION OF PROGRAM AIRCRAFT BY MODEL

31 MARCH 1957

CLASS AND MODEL	TOTAL PROGRAM AIRCRAFT	STATUS DISTRIBUTION OF PROGRAM AIRCRAFT					COMMAND DISTRIBUTION OF OPERATIONAL AIRCRAFT						BUAER FA AIRCRAFT
		OPERATING	LOGISTIC SUPPORT			RESERVE STOCK	LANT	PAC	NABS	NATRA	NART	R&D	
			OPERATIONAL POOL		NON-OPERATIONAL SUPPORT								
			FOR USE	FOR BUAER FA									
VF DAY PROP													
F6F 5	94	16	7		2	69	1	19				3	71
VF AW JET													
F2H 4	94	74	3		17		55	22					17
F2H 3	127	97	7	3	20		19	85					20
F2H 3M	1				1								1
* F3H 2N	112	95	1		16		45	43				8	16
F3D 2	116	101	4		11		38	47		14		6	11
F3D 2T	11	10			1			10					1
F3D 2T2	30	28			2		12	15				1	2
F3D 2T2X	11				11								11
F3D 2Q	3	3						3					
F3D 2QX	1				1								1
F3D 2M	11	7	3		1			10					1
F3D 1	11	8			1	2						8	3
F3D 1M	9	8				1						8	1
F2H 2N	7	4				3						4	3
* F4D 1	116	94			22		40	46				8	22
VF P JET													
F7U 3P	3	3										3	
* F9F 8P	93	87			5	1	38	47				2	6
F9F 6P	49	23	1		1	24	4	6		8	6		25
F9F 6PD	4				4								4
F9F 5P	26	10			15	1		1			9		16
F9F 2P	4	3				1				3			1
F2H 2P	61	48	4		7	2	20	31				1	9
VF D JET													
F9F 6D	10	6			4		1	4				1	4
F9F 6DX	24				22	2							24
* FJ 3D	25	24			1		10	13				1	1
VF D PROP													
F8F 2D	17	10	2			5	12						5
F7F 2D	5	5					5						
VF KD JET													
F9F 5KDX	1				1								1
F9F 2KD	12	10			1	1	4	6					2
F9F 2KDX	1				1								1
ATTACK													
VA DAY JET													
* A4D 2	1				1								1
* A4D 1	96	80			16		35	37				8	16
VA DAY PROP													
* AD 7	66	66						63				3	
AD 6	564	453	29	3	79		220	255				7	79
AD 5	179	147	3		29		72	25	15		30	8	29
AD 4L	11	8			1	2	5		3				3
AD 4B	122	55	31		36		36	19	4		24	3	36
AD 4NA	161	110			14	37	5	4	4	36	56	5	51
AD 4	84	60	1		11	12	12	8		29	9	3	23
AD 3	13	10				3			1	9			3
AD 2	2	2								2			
AD 1	4	4							4				
AU 1	15	14			1				11		3		1
VA AW PROP													
* AD 5N	194	132	9	1	52		58	75		1	2	5	52
AD 4NL	23	14				9			2		12		9
AD 3N	2	2							2				
AD 5QX	4				4								4
AD 4Q	9	5	3			1	4	4					1
AD 1Q	2	2							2				
VA W PROP													
AD 5W	193	105	12		42	34	53	62				2	76
VA P JET													
* A3D 1P	1				1								1
VA P PROP													
AJ 2P	27	19	2		6		9	10				2	6
VA Q JET													
* A3D 1Q	5	4			1		2	2					1
VA Q PROP													
P4M 1Q	10	7	1		2		3	5					2
VA H JET													
* A3D 2	22	20			2		4	16					2
* A3D 1	35	30	1		4		25	2				4	4
VA H PROP													
AJ 2	43	35	3		5		13	25					5
AJ 1	28	19	2		1	6	20					1	7
ANTI SUBMARINE													
VS													
* S2F 2	58	41	16		1		30	27					1
* S2F 1	427	361	24		39	3	112	76		107	84	6	42
* S2F 1T	35	18			17					18			17
* S2F 1TX	4	1			3					1			3
TBM 3E	2	2							2				
AF 3S	8	8									8		
AF 2S	9	9									9		
AF 2W	10	9	1								10		

DECLASSIFIED

TABLE 8 STATUS AND COMMAND DISTRIBUTION OF PROGRAM AIRCRAFT BY MODEL

31 MARCH 1957

CLASS AND MODEL	TOTAL PROGRAM AIRCRAFT	STATUS DISTRIBUTION OF PROGRAM AIRCRAFT					COMMAND DISTRIBUTION OF OPERATIONAL AIRCRAFT						BUAER FA AIRCRAFT
		OPERATING	LOGISTIC SUPPORT			RESERVE STOCK	LANT	PAC	NABS	NATRA	NART	R&D	
			OPERATIONAL POOL		NON-OPERATIONAL SUPPORT								
			FOR USE	FOR BUAER FA									
PATROL													
VP L													
* P2V 7	100	82	11		7		49	39				5	7
* P2V 6	23	21			2			9			11	1	2
* P2V 6F	2	1			1						1		1
* P2V 6M	26	17	1		8		11	5				2	8
* P2V 5	7	3			4			2				1	4
* P2V 5F	269	191			75	3	89	58			39	5	78
* P2V 5FX	20				20								20
* P2V 5FD	1	1										1	
* P2V 5JF	12	7			5		4	3					5
P2V 4	42	33	1		8					11	20	3	8
P2V 3	29	19	2			8	1			17	1	2	8
P2V 3B	11	10	1				6	5					
P2V 3BX	3				3								3
P2V 3W	16	7			1	8	1				5	1	9
P2V 2	61	32			1	28	1		1	27		3	29
P4Y 2	72	38	1		12	21					39		33
P4Y 2S	2	2									2		
VP S													
* P5M 2	75	61	10		4		32	38				1	4
* P5M 1	103	66	2		12	25	29	39					37
PBM 5S2	62	23			17	22	1			21		1	39
WARNING													
VW WEA													
* WV 3	6	6					3	3					
VW AEW													
* WV 2	91	69	12		10		44	29		4		4	10
WV 1	2	1				1				1			1
OBSERVATION													
VO													
OE 2	24	20	1		3		8	13					3
OE 1	34	26	4		1	3	6	18	6				4
OY 2	1	1					1						
TRANSPORT													
VR H													
R6D 1	53	37			16		16	21					16
R7V 2	1					1							1
R7V 1	47	38			9		2	36					9
R5D 3	71	55	1		15		10	29	3		13	1	15
R5D 2	37	33	2		2		3	10	1	2	17	2	2
R5D 4R	16	14			2		3	2	1	2	5	1	2
R6D 1Z	6	4			2		3	1					2
R5D 3Z	3	3					1	1		1			
R5D 2Z	5	5					2	3					
R5D 1Z	1	1								1			
VR M													
R4Q 2	54	42			12		42						12
R4Q 1	34	20	3		8	3		19	1	2		1	11
R4D 8	94	78	1		15		19	16	20	9	13	2	15
R4D 6	48	34			8	6	15	9	5	1	1	3	14
R4D 6X	1				1								1
R4D 5	43	18			11	14	8	4	1		1	4	25
R4D 5X	1				1								1
R4D 6R	6	4			1	1	1		2		1		2
R4D 8Z	4	4						2	2				
R4D 6Z	1	1							1				
R4D 5Z	1	1							1				
R4Y 1	35	31	2		2		20	4	4	2	1	2	2
R4Y 1Z	1	1							1				
VR S													
R3Y 2	6	4				2		4					2
R3Y 1	5	3				2		3					2
VR C													
TF 1	38	37	1				19	15	3			1	
TF 1Q ✓	4	4					2	2					
UTILITY													
VU SAR													
UF 1	89	62	5		18	4	15	29	18	2	2	1	22
UF 1T	5	4			1				4				1
UF 1L	2	2					2						
UC 1	9	9					9						
PBM 5A	1	1						1					
VU TOW													
JD 1	86	65	3		18		37	30				1	18
JD 1X	21				10	11							21
JD 1D	14	14					6	6				2	
JD 1DX	3				3								3

DECLASSIFIED

TABLE 8 STATUS AND COMMAND DISTRIBUTION OF PROGRAM AIRCRAFT BY MODEL

31 MARCH 1957

CLASS AND MODEL	TOTAL PROGRAM AIRCRAFT	STATUS DISTRIBUTION OF PROGRAM AIRCRAFT					COMMAND DISTRIBUTION OF OPERATIONAL AIRCRAFT						BUAER FA AIRCRAFT
		OPERATING	LOGISTIC SUPPORT: OPERATIONAL POOL: FOR USE	LOGISTIC SUPPORT: OPERATIONAL POOL: FOR BUAER FA	LOGISTIC SUPPORT: NON-OPERATIONAL SUPPORT	RESERVE STOCK	LANT	PAC	NABS	NATRA	NART	R&D	
TRAINING													
VT JET													
12V 1	16				16								16
TV 2	556	447	7		102		73	84	8	198	82	9	102
TV 1	2	2							1			1	1
F9F 8T	20	8			12		2	4		1		1	12
VT ME													
JRB 6	79	62			11	6	3		57		2		17
JRB 4	80	49				31	3		5	11	26	4	31
SNB 5	734	614	8	2	81	29	92	104	119	146	149	12	110
SNB 4	22	17	1		2	2	3		15				4
SNB 5P	41	39			2		4	9	7	13	5	1	2
VT SE													
T 34B	333	298	12		9	14			12	298			23
T 28B	448	386	6		56		13	18	1	358		2	56
T 28C	213	199	2		12					201			12
SNJ 6	108	104			1	3			1	72	31		4
SNJ 5	343	298		1	41	3			5	234	59		44
SNJ 4	3	2				1			1		1		1
SNJ 6B	49	49								49			
SNJ 5B	87	87								87			
SNJ 5C	56	44	3			9				47			9
N3N 3	47	32			10	5			32				15
VT E													
PV 2T1	2	2					2						
R4D 6Q	10	9				1	4	3				2	1
R4D 5Q	4	1				3		1					3
R4D 6S	18	13				5	7	1		1	4		5
R4D 5S	11	8				3	1	3		1	3		3
VT NAV													
R4D 7	6	5				1			1	4			1
VT D JET													
TV 2D	10	9				1	4	3				2	1
VT D PROP													
T 28BD	9	9					3					6	
VT KD JET													
TV 2KD	6	4			2		1	1				2	2
ROTARY WING													
HS													
* HSS 1	105	89	1		15		46	41				3	15
HSL 1	40	2			5	33						2	38
HO													
HOK 1	48	32			14	2	7	22	3				16
HO5S 1	7	6	1				7						
HO4S 3	42	28			14		15	6	3	4			14
HO4S 1	4	3			1			1	1			1	1
HO3S 1	9	9								9			
HR													
HR2S 1	10	5			5				2				5
HRS 3	136	130	2		4		44	77	9			2	4
HRS 3X	1				1								1
HRS 2	4				4								4
HRS 1	30	22		1	6	1	9	9	4				7
HU													
HUS 1	27	12			15		4	7	1				15
HUS 1A	2				2								2
HUL 1	18	18					9	8				1	
HUP 2	183	152	7	1	23		33	40	21	38	27		23
HUP 2X	1				1								1
HUP 1	10	5			1	4			5				5
HT													
HTL 6	45	42			3					42			3
HTL 5	26	15	2		9		7	3		2	5		9
HTL 4	24	14			9	1	2	12					10
AIRSHIPS													
ZP													
* ZS2G 1	10	10					10						
* ZSG 4	12	9			3		9						3
ZSG 3	16	15			1		1			5	6	3	1
* ZPG 2	11	8			3		5					3	3
* ZPG 1	1	1										1	
ZW													
* ZPG 2W	4	3			1		3						1

* COMBAT FIRST LINE MODELS

X THE SUFFIX LETTER X IS ADDED TO INDICATE THAT A CONVERSION TO THAT MODEL HAS NOT BEEN COMPLETED UPON COMPLETION OF THE CONVERSION, THE SUFFIX LETTER IS DROPPED.

[redacted]

DECLASSIFIED

68

TABLE 9

TYPE OF ORGANIZATIONAL UNIT BY CLASS

PROGRAM

31 MARCH 1957

UNIT TYPE	TOTAL	CLASS OF AIRCRAFT													
		VF JET	VF PROP	VA JET	VA PROP	VS	VP	VW	VO	VR	VU	VT JET	VT PROP	H	Z
TOTAL LAST MONTH	12,553	3,902	121	123	1,790	557	942	92	57	613	234	589	2,729	749	55
TOTAL THIS MONTH	12,566	3,900	116	160	1,756	553	938	99	59	616	230	610	2,703	772	54
Operating	9,557	2,881	31	134	1,269	449	614	76	47	472	157	470	2,327	584	46
Logistic Support	2,168	680	11	26	383	101	209	22	9	115	58	139	260	147	8
Reserve Stock	841	339	74	-	104	3	115	1	3	29	15	1	116	41	-
OPERATING UNITS															
FLEET COMBAT UNITS	3,832	1,591	-	116	888	208	358	67	39	114	-	32	17	378	24
USN	2,767	1,120	-	108	674	208	358	67	-	2	-	9	1	196	24
VF(DAY)	284	284	-	-	-	-	-	-	-	-	-	-	-	-	-
VF(ALL WEATHER)	329	329	-	-	-	-	-	-	-	-	-	-	-	-	-
VA(JET)	419	328	-	56	35	-	-	-	-	-	-	-	-	-	-
VA(PROP)	344	13	-	-	331	-	-	-	-	-	-	-	-	-	-
VC(PHOTO)	107	107	-	-	-	-	-	-	-	-	-	-	-	-	-
VC(NIGHT)	101	-	-	-	98	3	-	-	-	-	-	-	-	-	-
VC(AEW)	101	-	-	-	101	-	-	-	-	-	-	-	-	-	-
VC(INTERCEPT)	51	16	-	4	31	-	-	-	-	-	-	-	-	-	-
VAH(HEAVY ATTACK)	61	-	-	8	53	-	-	-	-	-	-	-	-	-	-
GMGRU(GUIDED MISSILE GROUPS)	45	35	-	-	1	-	-	-	-	-	-	9	-	-	-
VQ(ECM)	12	-	-	4	7	-	1	-	-	-	-	-	-	-	-
VJ(PHOTO)	18	-	-	1	17	-	-	-	-	-	-	-	-	-	-
VS	205	-	-	-	-	205	-	-	-	-	-	-	-	-	-
HS	96	-	-	-	-	-	-	-	-	-	-	-	-	96	-
VP(LAND)	205	-	-	-	-	-	205	-	-	-	-	-	-	-	-
VP(SEA)	116	-	-	-	-	-	116	-	-	-	-	-	-	-	-
ZP	22	-	-	-	-	-	-	-	-	-	-	-	-	-	22
VAH(VA LAND	44	8	-	35	-	-	1	-	-	-	-	-	-	-	-
VAH(VA SEA)	27	-	-	-	-	-	27	-	-	-	-	-	-	-	-
VW(AEW & WEATHER)	33	-	-	-	-	-	8	22	-	2	-	-	1	-	-
VW(DISTANT WARNING)	45	-	-	-	-	-	-	45	-	-	-	-	-	-	-
ZW(CONTIGUOUS)	2	-	-	-	-	-	-	-	-	-	-	-	-	-	2
HU	100	-	-	-	-	-	-	-	-	-	-	-	-	100	-
USMC	1,065	471	-	8	214	-	-	-	39	112	-	23	16	182	-
MAW HEDRONS	152	50	-	-	34	-	-	-	1	25	-	23	11	8	-
VMF(DAY)	260	260	-	-	-	-	-	-	-	-	-	-	-	-	-
VMF(ALL WEATHER)	58	58	-	-	-	-	-	-	-	-	-	-	-	-	-
VMA	233	70	-	8	155	-	-	-	-	-	-	-	-	-	-
VMC	8	-	-	-	8	-	-	-	-	-	-	-	-	-	-
VMCJ	38	21	-	-	17	-	-	-	-	-	-	-	-	-	-
VMJ(PHOTO)	12	12	-	-	-	-	-	-	-	-	-	-	-	-	-
VMR	92	-	-	-	-	-	-	-	-	87	-	-	5	-	-
HMR	145	-	-	-	-	-	-	-	3	-	-	-	-	142	-
VMO	67	-	-	-	-	-	-	-	35	-	-	-	-	32	-
DIRECT FLEET SUPPORT UNITS	1,143	259	28	6	81	4	39	-	1	201	109	139	239	33	4
USN	1,037	213	28	6	75	4	39	-	1	195	109	118	227	18	4
OPDEVFOR(VX/ZX)	120	42	10	6	11	2	6	-	-	7	13	5	8	6	4
FAWTU	165	48	-	-	-	-	-	-	-	-	-	80	37	-	-
FAETU	15	-	-	-	-	-	-	-	-	-	-	-	15	-	-
FASRONS	260	58	-	-	48	2	16	-	-	22	5	17	91	1	-
VURONS	153	45	18	-	1	-	2	-	-	-	72	-	15	-	-
VR(MATS)	45	-	-	-	-	-	-	-	-	45	-	-	-	-	-
VR(FLOGWINGS)	90	-	-	-	-	-	-	-	-	88	-	-	2	-	-
FLEET TRAINING	113	20	-	-	8	-	15	-	-	13	-	16	41	-	-
FLEET BASES OVERSEAS	56	-	-	-	-	-	-	-	1	13	19	-	12	11	-
CV & AV UTILITY	20	-	-	-	7	-	-	-	-	7	-	-	6	-	-
USMC	106	46	-	-	6	-	-	-	-	6	-	21	12	15	-
HMX	15	-	-	-	-	-	-	-	-	-	-	-	-	15	-
AIRFMF&FAHG HEDRONS	18	3	-	-	-	-	-	-	-	6	-	5	4	-	-
VMT	73	43	-	-	6	-	-	-	-	-	-	16	8	-	-
INDIRECT FLEET SUPPORT UNITS	4,582	1,031	3	12	300	237	217	9	7	157	48	299	2,071	173	18
NAVAL TRAINING COMMAND	2,466	379	-	-	77	120	74	5	-	20	2	193	1,499	92	5
BASIC TRAINING(NABT)	1,426	11	-	-	-	-	-	-	-	9	2	11	1,308	80	5
ADVANCED TRAINING (NAAT)	911	313	-	-	76	120	74	-	-	7	-	175	136	10	-
TECHNICAL TRAINING (NATT)	129	55	-	-	1	-	-	5	-	4	-	7	55	2	-
OTHER	798	147	3	12	87	8	27	4	7	86	44	25	292	49	7
NAVAL BASES & AIR STATIONS	359	18	-	-	25	2	-	-	1	36	38	9	198	32	-
BAGR & BAR	11	-	-	-	-	-	-	-	-	1	-	-	10	-	-
R&D	286	117	3	12	39	6	26	4	-	17	4	15	27	9	7
ATTACHES & MISSIONS	22	-	-	-	-	-	-	-	-	17	2	-	3	-	-
USMC BASES & AIR STATIONS	120	12	-	-	23	-	1	-	6	15	-	1	54	8	-
NAVAL AIR RESERVE TRAINING	1,318	505	-	-	136	109	116	-	-	51	2	81	280	32	6
NON-OPERATING UNITS															
LOGISTIC SUPPORT	2,168	680	11	26	383	101	209	22	9	115	58	139	260	147	8
OPERATIONAL POOLS	417	145	9	1	100	41	29	12	5	10	8	7	35	15	-
FOR USE	400	137	9	1	96	41	29	12	5	10	8	7	32	13	-
FOR BUAER	17	8	-	-	4	-	-	-	-	-	-	-	3	2	-
NON-OPERATIONS SUPPORT	1,751	535	2	25	283	60	180	10	4	105	50	132	225	132	8
DELIVERY	380	132	-	18	29	20	29	5	-	10	5	43	37	52	-
REWORK	767	232	2	6	130	18	88	5	-	71	16	60	82	49	8
AWAITING REWORK	604	171	-	1	124	22	63	-	4	24	29	29	106	31	-
RESERVE STOCK	841	339	74	-	104	3	115	1	3	29	15	1	116	41	-
OVERHAUL REQUIRED	672	278	69	-	78	3	111	1	3	24	4	1	92	8	-
OVERHAUL NOT REQUIRED	169	61	5	-	26	-	4	-	-	5	11	-	24	33	-

[redacted]

CHART 3

TYPE OF ORGANIZATIONAL UNIT

31 MARCH 1957

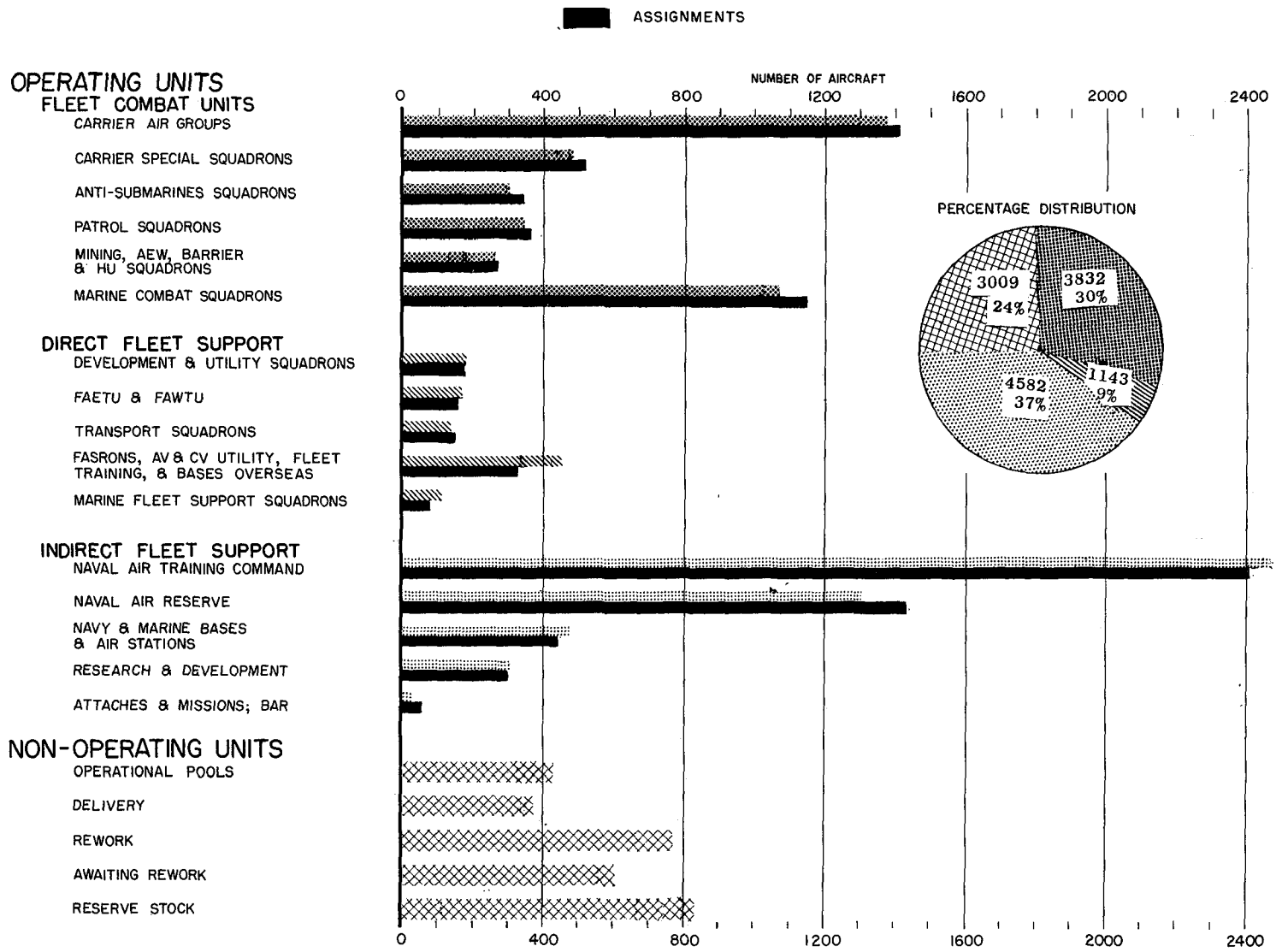

DECLASSIFIED

CONFIDENTIAL

CONFIDENTIAL

DECLASSIFIED

TABLE 10

TYPE OF ORGANIZATIONAL UNIT BY FLEET AND CLASS

PROGRAM

31 MARCH 1957

UNIT TYPE	TOTAL	CLASS OF AIRCRAFT													
		VF JET	VF PROP	VA JET	VA PROP	VS	VP	VW	VO	VR	VU	VT JET	VT PROP	H	Z
LANT & PAC	5,380	1,988	37	123	1,069	245	422	79	46	347	135	172	275	414	28
LANT	2,494	807	18	66	510	142	224	47	15	166	69	80	136	186	28
FLEET COMBAT UNITS	1,798	656	-	65	445	117	185	39	14	54	-	15	11	173	24
USN	1,366	492	-	65	335	117	185	39	-	-	-	5	1	103	24
VF(DAY)	145	145	-	-	-	-	-	-	-	-	-	-	-	-	-
VF(ALL WEATHER)	152	152	-	-	-	-	-	-	-	-	-	-	-	-	-
VA(JET)	163	128	-	35	-	-	-	-	-	-	-	-	-	-	-
VA(PROP)	166	-	-	-	166	-	-	-	-	-	-	-	-	-	-
VC(PHOTO)	49	49	-	-	-	-	-	-	-	-	-	-	-	-	-
VC(NIGHT)	47	-	-	-	45	2	-	-	-	-	-	-	-	-	-
VC(AEW)	50	-	-	-	50	-	-	-	-	-	-	-	-	-	-
VC(INTERCEPT)	33	2	-	-	31	-	-	-	-	-	-	-	-	-	-
VAH(HEAVY ATTACK)	39	-	-	8	31	-	-	-	-	-	-	-	-	-	-
GMRHW(GUIDED MISSILES)	22	16	-	-	1	-	-	-	-	-	-	5	-	-	-
VQ(ECM)	6	-	-	2	3	-	1	-	-	-	-	-	-	-	-
VJ(PHOTO)	9	-	-	1	8	-	-	-	-	-	-	-	-	-	-
VS	115	-	-	-	-	115	-	-	-	-	-	-	-	-	-
HS	53	-	-	-	-	-	-	-	-	-	-	-	-	53	-
VP(LAND)	118	-	-	-	-	-	118	-	-	-	-	-	-	-	-
VP(SEA)	46	-	-	-	-	-	46	-	-	-	-	-	-	-	-
ZP	22	-	-	-	-	-	-	-	-	-	-	-	-	-	22
VAH(VA LAND)	20	-	-	19	-	-	1	-	-	-	-	-	-	-	-
VAH(VA SEA)	14	-	-	-	-	-	14	-	-	-	-	-	-	-	-
VW(AEW & WEATHER)	18	-	-	-	-	-	5	12	-	-	-	-	1	-	-
VW(DISTANT WARNING)	27	-	-	-	-	-	-	27	-	-	-	-	-	-	-
ZW(CONTIGUOUS)	2	-	-	-	-	-	-	-	-	-	-	-	-	-	2
HU	50	-	-	-	-	-	-	-	-	-	-	-	-	50	-
USMC	432	164	-	-	110	-	-	-	14	54	-	10	10	70	-
MAW HEDRONS	53	14	-	-	12	-	-	-	-	12	-	10	5	-	-
VMF(DAY)	107	107	-	-	-	-	-	-	-	-	-	-	-	-	-
VMF(ALL WEATHER)	19	19	-	-	-	-	-	-	-	-	-	-	-	-	-
VMA	104	15	-	-	89	-	-	-	-	-	-	-	-	-	-
VMCJ	18	9	-	-	9	-	-	-	-	-	-	-	-	-	-
VMR	47	-	-	-	-	-	-	-	-	42	-	-	5	-	-
HMR	57	-	-	-	-	-	-	-	-	-	-	-	-	57	-
VMO	27	-	-	-	-	-	-	-	14	-	-	-	-	13	-
DIRECT FLEET SUPPORT UNITS	550	121	15	-	30	2	27	-	-	93	63	65	121	9	4
USN	494	89	15	-	24	2	27	-	-	90	63	54	117	5	4
OPDEVFOR(VX/ZX)	91	26	10	-	7	2	6	-	-	7	13	4	6	6	4
FAWTU	75	19	-	-	-	-	-	-	-	-	-	38	18	-	-
FAETU	7	-	-	-	-	-	-	-	-	-	-	-	7	-	-
FASRONS	106	25	-	-	9	-	12	-	-	11	3	5	40	1	-
VURONS	71	17	5	-	1	-	-	-	-	-	39	-	9	-	-
VR(MATS)	10	-	-	-	-	-	-	-	-	10	-	-	-	-	-
VR(FLOGWINGS)	45	-	-	-	-	-	-	-	-	44	-	-	1	-	-
FLEET TRAINING	46	2	-	-	-	-	9	-	-	4	-	7	24	-	-
FLEET BASES OVERSEAS	23	-	-	-	9	-	-	-	-	7	8	-	6	2	-
CV & AV UTILITY	20	-	-	-	7	-	-	-	-	7	-	-	6	-	-
USMC	56	32	-	-	6	-	-	-	-	3	-	11	4	-	-
AIRFMFPAFAHG HEDRONS	12	2	-	-	-	-	-	-	-	3	-	5	2	-	-
VMT	44	30	-	-	6	-	-	-	-	-	-	6	2	-	-
INDIRECT FLEET SUPPORT UNITS	28	-	-	-	-	-	-	-	1	15	6	-	3	3	-
NAVAL BASES & AIR STATIONS	12	-	-	-	-	-	-	-	1	2	4	-	2	3	-
NAVAL ATTACHES & MISSIONS	16	-	-	-	-	-	-	-	-	13	2	-	1	-	-
OPERATIONAL POOLS	118	30	3	1	35	23	12	8	-	4	-	-	1	1	-
FOR USE	117	30	3	1	35	23	12	8	-	4	-	-	-	1	-
FOR BUAER	1	-	-	-	-	-	-	-	-	-	-	-	1	-	-
PAC	2,886	1,181	19	57	559	103	198	32	31	181	66	92	139	228	-
FLEET COMBAT UNITS	2,034	935	-	51	443	91	173	28	25	60	-	17	6	205	-
USN	1,401	628	-	42	339	91	173	28	-	2	-	4	-	93	-
VF(DAY)	139	139	-	-	-	-	-	-	-	-	-	-	-	-	-
VF(ALL WEATHER)	177	177	-	-	-	-	-	-	-	-	-	-	-	-	-
VA(JET)	256	200	-	21	35	-	-	-	-	-	-	-	-	-	-
VA(PROP)	178	13	-	-	165	-	-	-	-	-	-	-	-	-	-
VC(PHOTO)	58	58	-	-	-	-	-	-	-	-	-	-	-	-	-
VC(NIGHT)	54	-	-	-	53	1	-	-	-	-	-	-	-	-	-
VC(AEW)	51	-	-	-	51	-	-	-	-	-	-	-	-	-	-
VC(INTERCEPT)	18	14	-	4	-	-	-	-	-	-	-	-	-	-	-
VAH(HEAVY ATTACK)	22	-	-	-	22	-	-	-	-	-	-	-	-	-	-
GMRHW(GUIDED MISSILES)	23	19	-	-	-	-	-	-	-	-	-	4	-	-	-
VQ(ECM)	6	-	-	2	4	-	-	-	-	-	-	-	-	-	-
VJ(PHOTO)	9	-	-	-	9	-	-	-	-	-	-	-	-	-	-
VS	90	-	-	-	-	90	-	-	-	-	-	-	-	-	-
HS	43	-	-	-	-	-	-	-	-	-	-	-	-	43	-
VP(LAND)	87	-	-	-	-	-	87	-	-	-	-	-	-	-	-
VP(SEA)	70	-	-	-	-	-	70	-	-	-	-	-	-	-	-
VAH(LAND)	24	8	-	16	-	-	-	-	-	-	-	-	-	-	-
VAH(SEA)	13	-	-	-	-	-	13	-	-	-	-	-	-	-	-
VW(AEW & WEATHER)	15	-	-	-	-	-	3	10	-	2	-	-	-	-	-
VW(DISTANT WARNING)	18	-	-	-	-	-	-	18	-	-	-	-	-	-	-
HU	50	-	-	-	-	-	-	-	-	-	-	-	-	50	-
USMC	633	307	-	8	104	-	-	-	25	58	-	13	6	112	-
MAW HEDRONS	99	96	-	-	22	-	-	-	1	13	-	13	6	8	-
VMF(DAY)	153	153	-	-	-	-	-	-	-	-	-	-	-	-	-
VMF(ALL WEATHER)	39	39	-	-	-	-	-	-	-	-	-	-	-	-	-
VMA	129	55	-	8	66	-	-	-	-	-	-	-	-	-	-
VMC	8	-	-	-	8	-	-	-	-	-	-	-	-	-	-
VMCJ	20	12	-	-	8	-	-	-	-	-	-	-	-	-	-
VMJ(PHOTO)	12	12	-	-	-	-	-	-	-	-	-	-	-	-	-
VMR	45	-	-	-	-	-	-	-	-	45	-	-	-	-	-
HMR	88	-	-	-	-	-	-	-	3	-	-	-	-	85	-
VMO	40	-	-	-	-	-	-	-	21	-	-	-	-	19	-
DIRECT FLEET SUPPORT UNITS	578	138	13	6	51	2	12	-	1	108	46	74	118	9	-
USN	543	124	13	6	51	2	12	-	1	105	46	64	110	9	-
OPDEVFOR(VX/ZX)	29	16	-	6	4	-	-	-	-	-	-	1	2	-	-
FAWTU	90	29	-	-	-	-	-	-	-	-	-	42	19	-	-
FAETU	8	-	-	-	-	-	-	-	-	-	-	-	8	-	-
FASRONS	154	33	-	-	39	2	4	-	-	11	2	12	51	-	-
VURONS	82	28	13	-	-	-	2	-	-	-	33	-	6	-	-
VR(MATS)	35	-	-	-	-	-	-	-	-	35	-	-	-	-	-
VR(FLOGWINGS)	45	-	-	-	-	-	-	-	-	44	-	-	1	-	-
FLEET TRAINING	67	18	-	-	8	-	6	-	-	9	-	9	17	-	-
FLEET BASES OVERSEAS	33	-	-	-	-	-	-	-	1	6	11	-	6	9	-
USMC	35	14	-	-	-	-	-	-	-	3	-	10	8	-	-
AIRFMFPAFAHG HEDRONS	6	1	-	-	-	-	-	-	-	3	-	-	2	-	-
VMT	29	13	-	-	-	-	-	-	-	-	-	10	6	-	-
INDIRECT FLEET SUPPORT UNITS	35	2	-	-	-	-	-	-	-	9	12	1	7	4	-
NAVAL BASES & AIR STATIONS	22	-	-	-	-	-	-	-	-	4	12	-	3	3	-
USMC BASES & AIR STATIONS	7	2	-	-	-	-	-	-	-	1	-	1	2	1	-
NAVAL ATTACHES & MISSIONS	6	-	-	-	-	-	-	-	-	4	-	-	2	-	-
OPERATIONAL POOLS	239	106	6	-	65	10	13	4	5	4	8	-	8	10	-
FOR USE	225	98	6	-	61	10	13	4	5	4	8	-	8	8	-
FOR BUAER	14	8	-	-	4	-	-	-	-	-	-	-	-	2	-

CHART 4

TYPE OF ORGANIZATION UNIT BY FLEET

31 MARCH 1957

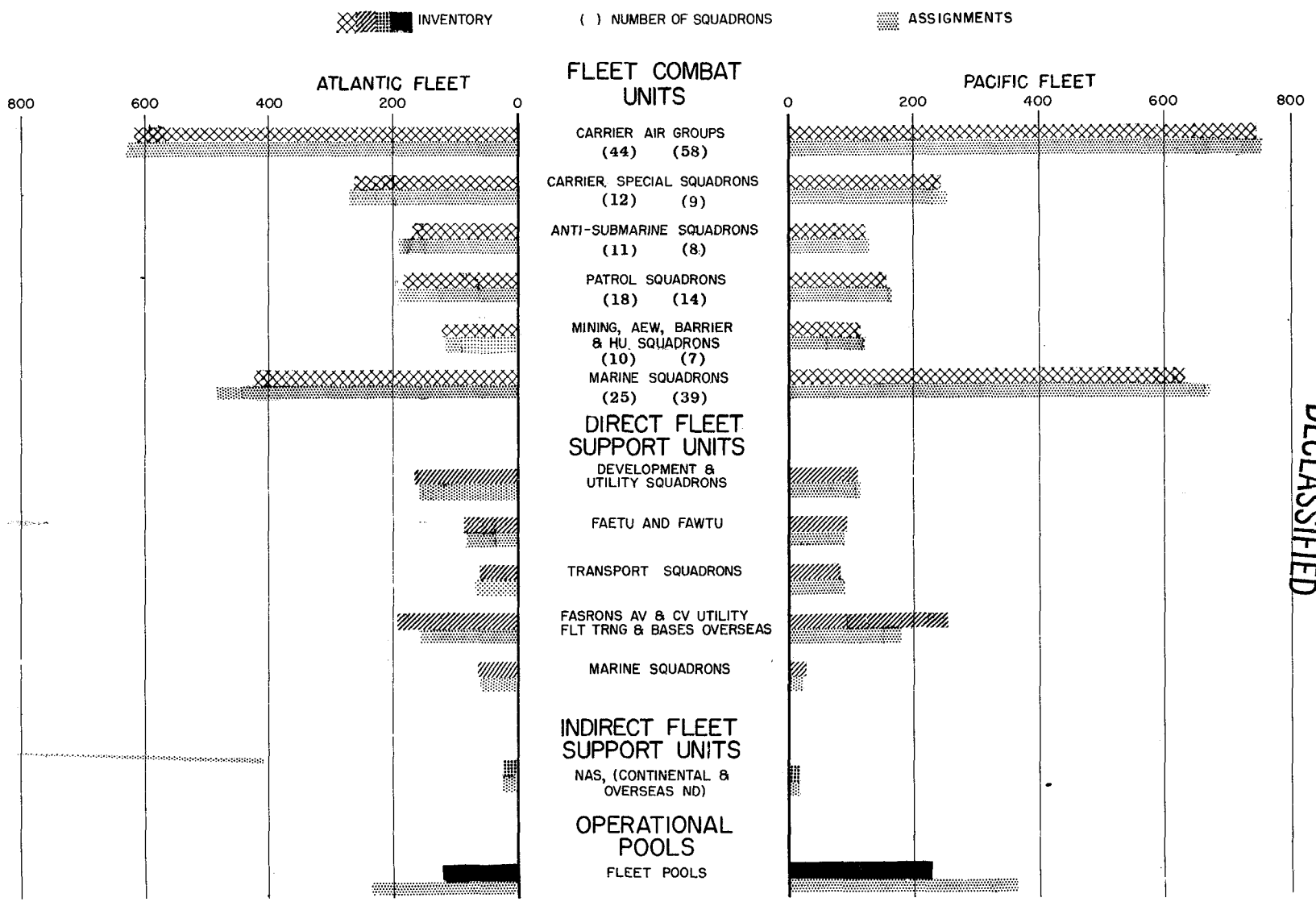

DECLASSIFIED

CONFIDENTIAL

CONFIDENTIAL

DECLASSIFIED

TABLE 11

AWAITING DECISION OR STRIKE AIRCRAFT

31 MARCH 1957

CLASS AND MODEL	TOTAL	AWAITING DECISION		AWAITING STRIKE	
		COMPLETED SERVICE LIFE	OTHER	MDAP	OTHER
TOTAL	272	100	3	112	57
VF	33	16	1	4	12
F7U-3	2	-	-	-	2
F9F-7	1	-	-	-	1
F9F-5	1	-	1	-	-
F9F-2	9	5	-	-	4
F2H-2	6	6	-	-	-
F2H-2B	1	1	-	-	-
F6F-5	3	3	-	-	-
F2H-3	4	-	-	4	-
F2H-2N	1	-	-	-	1
F9F-2P	1	-	-	-	1
F8F-2D	1	-	-	-	1
F7F-2D	2	-	-	-	2
F9F-2KD	1	1	-	-	-
VA	57	10	-	44	3
AD-4L	1	1	-	-	-
AD-4NA	1	1	-	-	-
AD-4	7	7	-	-	-
AD-3	1	-	-	-	1
AU-1	44	-	-	44	-
AD-4NL	1	-	-	-	1
AD-3Q	1	1	-	-	-
AD-2Q	1	-	-	-	1
VS	15	-	-	9	6
S2F-1	8	-	-	8	-
TBM-3E	2	-	-	1	1
AF-3S	3	-	-	-	3
TBM-3S2	2	-	-	-	2
VP	6	2	1	1	2
P2V-7	1	-	-	1	-
PAY-2	5	2	1	-	2
VR	4	4	-	-	-
R4D-6R	2	2	-	-	-
R4D-5R	1	1	-	-	-
R4D-6Z	1	1	-	-	-
VU	11	-	1	6	4
PBM-5A	6	-	-	6	-
JD-1	1	-	1	-	-
TBM-3U	4	-	-	-	4
VT	131	68	-	43	20
JRB-4	47	1	-	41	5
SNJ-6	20	20	-	-	-
SNJ-5	32	30	-	2	-
SNJ-4	11	-	-	-	11
SNJ-6B	5	5	-	-	-
SNJ-5B	8	8	-	-	-
SNJ-5C	1	1	-	-	-
PV-2T1	3	-	-	-	3
PV-2T2	1	-	-	-	1
R4D-6Q	2	2	-	-	-
R4D-5Q	1	1	-	-	-
H	15	-	-	5	10
HO3S-1	9	-	-	-	9
HRS-3	5	-	-	5	-
HTL-3	1	-	-	-	1

TABLE 12

CONTINGENCY RESERVE

31 MARCH 1957

MODEL	TOTAL	MODEL	TOTAL	MODEL	TOTAL
TOTAL	760				
VF	87	VP	5	VT	609
F7U-3	44	P2V-3W	2	JRB-4	95
F7U-3M	22	PBM-5	3	SNJ-6	82
F9F-2	12			SNJ-5	305
F2H-2	7	VR	12	SNJ-6B	21
F7U-3P	2			SNJ-5B	94
		R4D-6	1	SNJ-5C	12
VA	47	R4D-6R	6		
		R4D-6Z	4		
AD-4L	3	R4D-5Z	1		
AD-4NA	1				
AD-4	25				
AD-3	9				
AD-2	3				
AD-4Q	6				

DECLASSIFIED

TABLE 13

EXPERIMENTAL AIRCRAFT COMMAND DISTRIBUTION BY MODEL

31 MARCH 1957

MODEL	TOTAL	OPERATIONAL R & D	NON-OPERATIONAL BUAER	MODEL	TOTAL	OPERATIONAL R & D	NON-OPERATIONAL BUAER
TOTAL	7	3	4	H	1	1	-
VF	2	-	2	HOE-1	1	1	-
XF8U-1	2	-	2	Z	1	1	-
VA	2	1	1	XZSG-4	1	1	-
XAJ-1	1	1	-				
XBT2D-1	1	-	1				
VU	1	-	1				
E-175	1	-	1				

TABLE 14

BAILMENT AND LOAN AIRCRAFT
ORGANIZATION IN POSSESSION OF MODEL

31 MARCH 1957

ORGANIZATION IN POSSESSION	NAVY CONTROLLING CUSTODIAN	AIRCRAFT MODEL	AIRCRAFT NO.
BAILMENT			
TOTAL			208
INM, BOSTON	R&D	F6F-5	1
		F3D-2	1
		F3D-2M	1
ONR, BOSTON	R&D	R4D-6R	1
		PBY-6A	1
NLO, EDWARDS AFB	R&D	F11F-1	1
		FJ-3	1
		F4D-1	3
		A4D-1	1
NAF, R&D, CHINA LAKE	R&D	A3D-2	1
NAMC, PHILADELPHIA	R&D	T-28C	1
NATC, R&D, PATUXENT RIVER	R&D	HUL-1	1
NAMTC, R&D, PT MUGU	R&D	F2H-3M	1
		F3H-2N	1
		F3D-2M	1
		F4D-1	2
		FJ-3D	2
		TV-2D	3
		TV-2KD	4
BAR, R&D, BALTIMORE	R&D	F2H-2	2
		F3D-2	1
		F3D-1	1
		F3D-1M	1
		F4D-1	2
		P2V-4	1
		P2V-3W	1
BAR, R&D, BETHPAGE	R&D	F11F-1	9
		F11F-1F	2
		F9F-8	1
		F9F-8B	1
		F9F-6	1
		S2F-1	2
		TF-1	3
		F9F-8T	4
BAR, R&D, BLOOMFIELD	R&D	HOK-1	5
		HTK-1	5
BAR, R&D, BUFFALO	R&D	F3D-1	1
		F9F-6P	1
BAR, R&D, BURBANK	R&D	P2V-7	3
		WV-3	1
		WV-2	1
		WV-2EX	1
		R7V-2	1
		T2V-1	6
		TV-2	1
BAR, R&D, COLUMBUS	R&D	FJ-4	7
		FJ-4B	5
		FJ-3	2
		FJ-3M	1
		FJ-2	1
		TV-2	1
		T-28B	1
		T-28C	1
BAR, R&D, DALLAS	R&D	F8U-1	7
		F9F-2	1
		F8U-1P	1
		F7U-3P	1
		F9F-6PD	1
		F2H-2P	1
		R4Y-1	1
BAR, R&D, DETROIT	R&D	F6F-5	1
		SNB-1	1
BAR, R&D, EST HARTFORD	R&D	HSS-1	5
		HR2S-1W	2
		HR2S-1	3
BAR, R&D, ELMHURST	R&D	HUP-2	1
BAR, EL SEGUNDO	R&D	F9F-6	1
		F5D-1	3
		F4D-1	18
		A4D-2	7
		A4D-1	6
		AD-7	2
		AD-6	2
		AD-5N	3
		AD-5W	1
		A3D-2	5
		A3D-1	3
		T2V-1	1
		XA4D-1	1
BAR, R&D, FT WORTH	R&D	HSL-1	2
		HUL-1	1
BAR, R&D, INGLEWOOD	R&D	F3D-2M	1
		R4D-6	1
BAR, R&D, KANSAS CITY	R&D	F7U-3	1
		F2H-2	1
		F3D-2	1
BAR, R&D, LITCHFIELD PARK	R&D	P2V-3W	1
BAR, R&D, MORTON	R&D	F2H-2	1
		AD-4NA	1
		HUP-2S	2
		HUP-1	3
BAR, R&D, ST. LOUIS	R&D	F3H-2M	1
		F3H-2	1
		F3H-2N	4
		F3H-1N	1
BAR, R&D, WICHITA	R&D	T-34B	1
TOTAL	**LOAN**		67
CAA, ANCHORAGE	R&D	JRB-4	1
INM, BOSTON	R&D	F3D-1	1
NACA, CLEVELAND	R&D	F2H-2B	1
		R4D-6	1
NLO, EDWARDS AFB	R&D	F3H-2M	1
		R4D-5	1
		T2V-1	1
		XF4D-1	1
NACA, LANGLEY FIELD	R&D	F8U-1	1
		F11F-1	1
		F9F-6	1
		F9F-3	1
		F2H-1	1
		F2H-3	1
		JRF-5	1
		TV-2	1
		SNJ-5	1
		HO3S-1	1
		HRS-1	1
NACA, MOFFETT FLD.	R&D	F6F-5	1
		F4D-1	1
		R4D-6	1
BAR, R&D, BETHPAGE	R&D	F7U-3P	1
BAR, R&D, BLOOMFIELD	R&D	HOK-1	2
BAR, R&D, BUFFALO	R&D	XHO3S-2	1
BUAER, FA, ACPT ON LOAN	BUAER	S2F-1	1
		R6D-1	2
		R5D-3	2
		R5D-4R	1
		R4D-5	2
		R4D-6R	13
		R4D-5R	15
		JRF-5	3
		JRB-4	2

DECLASSIFIED

TABLE 15

BOARD OF INSPECTION & SURVEY AIRCRAFT BY MODEL

31 MARCH 1957

MODEL	NO.	MODEL	NO.
TOTAL	53	VT	8
VF	20	YT2V-1	5
YF8U-1	7	YF9F-8T	3
YF11F-1	6	H	14
YFJ-4	3	YHSS-1	2
YF3H-2N	1	YHSL-1	2
YF4D-1	2	YHOE-1	2
YF2Y-1	1	YHOK-1	1
VA	10	YHR2S-1	4
YA4D-2	3	YHUS-1	1
YA4D-1	4	YHUL-1	2
YA3D-1	3	Z	1
		YZS2G-1	1

TABLE 16

MAN-CARRYING DRONES
COMMAND AND STATUS DISTRIBUTION BY MODEL

31 MARCH 1957

MODEL	GRAND TOTAL	COMMAND				STATUS			
		LANT	PAC	R & D	BUAER	OPERATING	OPERAT'L. POOL	NON-OPERAT'L. SUPPORT	RESERVE STOCK
TOTAL	337	54	46	73	164	154	19	155	9
F9F-6K	2	-	-	2	-	2	-	-	-
F9F-6KX	1	-	-	-	1	-	-	1	-
F6F-5K	197	54	46	71	26	152	19	26	-
F6F-5KX	115	-	-	-	115	-	-	115	-
F4Y-2K	22	-	-	-	22	-	-	13	9

TABLE 17

AIRCRAFT ON LOAN TO NAVY

31 MARCH 1957

MODEL	CUSTODIAN	LOCATION
B-45A	Research & Development	BAR, Kansas City
H-25A	Research & Development	BAR, Morton
U-1A	Research & Development	BAR, Morton
H-23A	Research & Development	BAR, Palo Alto
H-37A (2)	Research & Development	BAR, East Hartford
U-1A (2)	Marine Corps	MCAS, Quantico