AVIATION STATISTICS SECTION
FILE COPY

[redacted]

[redacted] OPNAV [redacted]

DECLASSIFIED

75

ALLOWANCES and LOCATION of NAVY AIRCRAFT

DECLASSIFIED By authority of op-51 on 21 March 1975 action By Blanche Snyder op-511

OPNAV NOTICE 03110

31 March 1958 Date

[redacted]

DEPARTMENT OF THE NAVY
OFFICE OF THE CHIEF OF NAVAL OPERATIONS

[redacted]

DEPARTMENT OF THE NAVY
OFFICE OF THE CHIEF OF NAVAL OPERATIONS
WASHINGTON 25, D.C.

OPNAV 03110
OP-502D
Ser 02534P50
30 April 1958

[redacted]

DECLASSIFIED

OPNAV NOTICE 03110

From; Chief of Naval Operations
To: Distribution List

Subj: Allowance and Location of Navy Aircraft

1. Purpose.

a. To indicate the following by units:

(1) The operating aircraft allowances (Table 1)
(2) The actual on hand aircraft inventories (Table 2)
(3) The planned assignments of operating aircraft (Table 2)

b. To show the actual on hand program and non-program aircraft inventory in various forms (Section II).

2. General Instructions.

a. This NOTICE establishes the unit operating allowances of the Naval Aircraft Program within each major operating command. Actual on hand aircraft inventories are developed by the Navy Aircraft Accounting System, OPNAV INSTRUCTION 5442.2. Planned unit assignments are made within the provisions of the Naval Aircraft Program, OPNAV INSTRUCTION 03110.1, which establishes the operating and operational pool allocations for major operating commands in accordance with the approved planning factors and available inventory. The Naval Air Reserve Training Command as shown herein, has been established as a major command for aircraft logistic purposes only.

b. If the allowances as set forth are not deemed suitable for the mission which an activity or command has to support, the Chief of Naval Operations will consider recommendations for changes in types and allowances of aircraft. However, any requests for such changes that would result in an increase in a major command's total aircraft operating allowance should contain that command's recommendation for a compensatory reduction.

c. Major operating commands are authorized to shift operating assignments (Table 2) from one unit to another on a temporary basis; however, if it is expected that this shift will exceed three (3) months, the Chief of Naval Operations shall be requested to change the authorized operating allowance (Table 1).

d. Specific assignment of aircraft to individual officers is prohibited by the Secretary of the Navy. Aircraft for shore based activities not listed in Table 1 are provided within the allowances of Naval Air Bases, the Naval Air Reserve Training Command, the Naval Air Training Command, and the Bureau of Aeronautics (Research and Development).

e. Types, classes and models of aircraft listed herein are in conformance with BUAER INSTRUCTION 05030.4 of 17 October 1957.

f. Planned operating levels of target drones (capable of carrying a pilot) are contained in OPNAV INSTRUCTION 03110.1 (U. S. Naval Aircraft Program).

3. Cancellation. This NOTICE is cancelled and will be destroyed by burning when the next issue is received. No report of destruction is necessary.

J. I. BANDY [redacted]
By direction

DECLASSIFIED

[redacted]

OPNAVNOTE 03110

DISTRIBUTION LIST:
Ops - 02S3 (11), 25 (3), 26 (1), 284 (1), 30 (1), 312E (1), 33 (5), 34 (2), 345 (1), 403V (1), 41 (1), 411D (1), 43 (1), 05 (2), 05A5 (1), 05B1 (1), 50 (1), 50C (2), 501 (25), 502 (20), 503 (1), 504 (2), 506 (1), 507 (3), 52 (4), 51 (3), 53 (7), 55 (5), 56 (2), 57 (1), 60S (7), 007 (1), 82 (1), 09 (1), 09D (1), 92 (6), 923R (1), CNO FLAGPLOT (1),
Army War College, Carlisle Brks, Pa. (Attn: Library P-3) (1),
CofS, USAF, Attn: AFASC-63, (AP, AFODP (AL)) (1),
Chief, NavAdvGrp, AU Library 8464, Maxwell AFB, Montgomery, Ala. (1),
HQ, SAF OFFUTT AFB, Omaha, Nebr. Attn: DINC (1)
SNO MATS, Andrews AFB (1),
FORAVHQGRP, MCAS, El Toro, Calif. (1),
Chief, Traffic-Forecase Section, Airways Med. Bd., Wash., D.C. (1),
Bureau of the Budget (Attn: Air Unit) (1),
SenMem BIS, PaxRiv (1),
Commander in Chief, Pacific Air Force (1)

PART I AND II OF STANDARD NAVY DISTRIBUTION LIST:
A1 - Asst SecNav(Air) (2)
A2A- Nav Comp (2), ONM (M44) (1), U.S. NavTraDevCen, Sands Pt., L.I. NY (2), ONR Logistics Research Project (PP) (1), Dir Office of Analysis & Review Rm: 4E832 (1)
A5 - BUAER (92), BUORD (9), BUPERS (7), BUSHIPS-241 (5), BUSANDA-S-123 (1),
A5 - BUORD (Prog. & Reqt. Br. (PL3B) (1), REW3A) (1),
B1 - SecDef (Comptroller) Budget (1), Office of Progress, Report and Statistics (1), Weapons System Evaluation Group (1),
B3 - Comdt, Armed Forces Staff College, Norva (2)

21(6),22(4),23(2)(ComNavForCONAD(2)),23A(1),24A(ComNavAirPacOnly (15),ComNavAirLant Only(10)), 24B(2)(less ComPhibPac),24F(3),24H(2)(less ComFltTraPac),24J(2),26F(2),(less OPDEVDET/ DEFFOR New London),26AA(2),26CC(1),27C(1)(less AlaskanSeaFron),28A(1)(less CarDiv 1 & 7), 29H(1)(less CVAs 16-20-59),29K1(1),32A(1),32HH(1)(less AV-14),32JJ(1)(less AVPs 39-48-49), 42A(3)(ComFairAlameda(4)),42C(1),42D(1)(less FAETUPAC Dets 2 & 3 - FAETULANT Det 2),42F(1), (less FAWTUPAC), 42H(1),42T(1)(less TacGrup 1),42V(ComFleet AirShipWg One Only (1)),42EE(2), 46A(2),46C Only (1) (less MAG-13),46D Only (1)(less VMFRons 232-312-333),46D1(VMA 223 Only) (1), 46M1(HQMARTRA & ReplGru-20 Only (1)),46P2(1)(HMG-26(2) - less HMG-36),F2(1)(less COM3ND, 6ND,15ND,SRNC),G1A(2)(less NAF Agana, Niagara,Denver,LambertFld,S.Weymouth & Sangley Point),G1B(1)(less BarinFld & Corpus Christi),G1D(1)(less NAF Annapolis),G1F(1),G1H(1), (less NAB-8/NAB Phil)G3A(2),G3B(2),G3C(2),G3D(4),G3E(1),G4A(1),G5A(2),G5B(1),G5C(2),G5D(1), G6A(1),G6B(BAR E.Hartfd Only)(1),G6C(1),G7A(1),G8K(6),G13(1),G14(1),G16(1),G18(1),G19(1), G21(CO FASRON(Spec)200 only (1)),J5(1),J60(2),J84(2),J95(2),K1(2),K3(1),M34(1),M46(2),M47(2), P1(5),R20(1).

[redacted]

DECLASSIFIED

TABLE OF CONTENTS

SECTION I

STATUS CODES 4

ABBREVIATIONS 5

TABLE I PROGRAM OPERATING ALLOWANCES FOR FISCAL 1958 6

TABLE 2 LOCATION OF TOTAL PROGRAM AND NON-PROGRAM AIRCRAFT INVENTORY 16

TABLE 3 SUMMARY OF OPERATING INVENTORY BY MODEL 46

TABLE 4 TOTAL PROGRAM AND NON-PROGRAM AIRCRAFT INVENTORY BY LOCATION AND ORGANIZATIONAL UNIT 54

GENERAL

The Navy Program aircraft inventory is presented herein in three arrangements:

TABLE 2 is by type of reporting custodian within each command showing, for each unit and model of aircraft, location, authorized operating allowance, and actual inventory.

TABLE 3 is a summary of the actual operating inventory by major commands for each class, configuration and model in the program.

TABLE 4 is in aphabetic order of geographic location except that carriers and other ships are listed first showing for each location the "reporting custodians" or "unit" based there, the total aircraft in custody of each, a code designation of their respective "command", and the page number where more detailed information may be found. The column headed Command contains their code designations, which are translated as follows:

11.....LANT.....Atlantic Fleet (Navy)
19.....LANT.....Atlantic Fleet (Marine Corps)

21.....PAC.....Pacific Fleet (Navy)
29.....PAC.....Pacific Fleet (Marine Corps)

31.....NABS.....Naval Air Bases (Navy)
39.....NABS.....Naval Air Bases (Marine)

41.....NABTC.....Naval Air Basic Training Command
43.....NAATC.....Naval Air Advanced Training Command
44.....NATTC.....Naval Air Technical Training Command

50.....NART.....Naval Air Reserve Training Command

70.....R&D.....Research & Development, BUAER

88.....BUAER.....Field Activities, Bureau of Aeronautics

The above classifications are for logistic purposes and statistical convenience and in no way alter any organizational structure or military command established elsewhere by the Navy.

SECTION II

STATUS OF NAVY AIRCRAFT INVENTORY 57

DECLASSIFIED

STATUS CODES

Table two of this report includes a column headed "STATUS" which refers to aircraft status code classifications as defined in OPNAV INSTRUCTION NO. 5442.2 For full status code definitions, see reference.

AIRCRAFT STATUS CLASSIFICATIONS	AIRCRAFT STATUS CODES							
THE PROCESS	IF IN THE PROCESS		IF AWAITING THE PROCESS (OR AWAITING TRANSFER ELSEWHERE FOR THE PROCESS)				IF ENROUTE TO THE PROCESS	
							Flight	Surface Transport
OPERATING	A-number, aging in tour, A-letter, not aging in tour		If in operating command	If In BUAER				
Primary Use:								
Combat	A1	AJ	B	B if completely ready for issue; B # to indicate material lacking: B1-Airborne Equipment B2-Armament B3-Electronic B4-Photographic B5-Power Plant			C	C9
Combat Services	A2	AK	B				C	C9
Student Pilot Training	A3	AL	B				C	C9
Post-Student Training	A4	AM	B				C	C9
Crew Training	A5	AN	B				C	C9
Individual Proficiency	A6	AO	B				C	C9
Transport	A7	AP	B				C	C9
Utility (Including Administrative)	A8	AQ	B				C	C9
Research and Development	A9	AR	B				C	C9
STANDARD REWORK	D-number, in rework D-letter, rework completed except for flight check		If to be reworked where now located		If to be transferred elsewhere for rework			
			Flyable	Non-Flyable	Flyable	Non-Flyable		
Overhaul	D1	DA	E1	E6	EJ	EN	F1	F6
Progressive Maintenance-Conversion	D2	DB	E2	E7	EK	EP	F2	F7
Progressive Maintenance	D3	DC	E3	E8	EL	EQ	F3	F8
Overhaul-Conversion	D4	DD	E4	E9	EM	ER	F4	F9
Airline Maintenance	D9	-	E3	E8	EL	EQ	F3	F8
SPECIAL REWORK			If not in storage and if flyable, H - Number; but if nonflyable, H - Letter. If in storage, M - Number.					
				Not In Cans	In Cans			
Conversion	G4		H4 HM	-	-		I	I9
Modification	G5		H5 HN	-	-		I	I9
Repair	G6		H6 HO	-	-		I	I9
Modernization	G7		H7 HP	M7	M9		I	I9
Modernization-Conversion	G8		H8 HQ	M8	MQ		I	I9
Interim Rework	G9		H9 HR	-	-		I	I9
STORAGE								
Standard rework required . . . In cans	MW		NX				OX	
Not in cans	MX		NX				OX	
Standard rework not required . Not in cans	MY		NY				OY	
In cans	MZ		NY				OY	

BASIS OF ELIGIBILITY FOR RETIREMENT AND STRIKE

RETIREMENT AND STRIKE	Category 1 Damage	Category 2 Depreciation	Category 3 Administrative	Category 4 Service Life Ended
Awaiting decision to strike — Flyable	Q1	P2	P3	P4
Nonflyable		Q2	Q3	Q4
Awaiting strike — Flyable		S2	S3	S4
Nonflyable		SK	SL	SM
MDAP ...No rework involved		R	R	R
Standard rework involved — In process		RD	RD	RD
Awtg., enroute		RE	RE	RE
Special rework involved — In process		RG	RG	RG
Awtg., enroute		RH	RH	RH

VARIOUS

Bailment . . On Contract	T
Contract pending	TR
Loan . . By the Navy	U
To the Navy	U5
Provisionally accepted	V#
Grounded, Structural	X
Disposition undetermined . . . . Awaiting	Y
Enroute	Z

Contingency Reserve:		If Enroute	If Not
Not stored . .	Flyable	WD	WF
	Nonflyable	WE	WN
Stored	In cans		WA
	Not in cans		WB

DECLASSIFIED

LOCATION OF NAVY AIRCRAFT

ABBREVIATIONS USED IN THIS REPORT
(Excluding "Status" Codes)

ABD - Aboard (name of ship follows)
ABMA - Army Ballistic Missile Agency
ADV - Advance
AER - Aeronautics, Bureau of
AES - Aircraft Engineering Squadron
AFB - Air Force Base
ASW - Anti-Submarine Warfare
ATT - Naval Attache
ATU - Advanced Training Unit
AV, AVP - Seaplane Tenders

BAGR - Bureau of Aeronautics General Representative
BAMR - Bureau of Aeronautics Maintenance Representative
BAR - Bureau of Aeronautics Representative
BARR - Bureau of Aeronautics Resident Representative
BIS - Board of Inspection and Survey ("Y" Prefix)
BUAER - Bureau of Aeronautics

CAA - Civil Aeronautics Authority
CD - Central District
CMEF - Commander of Middle East Forces
CNFE - Commander Naval Far East
CNFGER - Commander Naval Forces Germany
CVA - Attack Carrier
CVE - Escort Carrier
CVG - Carrier Air Group
CVL - Light Carrier
CVS - ASW Support Carrier

DET - Detachment
DST - District

FA - Field Activities, BUAER
FAGU - Fleet Air Gunnery Unit
FAETU - Fleet Airborne Electronics Training Unit
F&M - Ferry and Maintenance
FASRON - Fleet Air Service Squadron
FAWTU - Fleet All Weather Training Unit
FLTACSUPP - Fleet Tactical Support Squadrons
FORAVAHQGRU - Marine Force Aviation Headquarters Group

GMGRU - Guided Missile Group

H & HS - Headquarters and Headquarters Squadron
H & MS - Headquarters and Maintenance Squadron
HATU - Heavy Attack Training Unit
HEDRON - Marine Headquarters Squadron
HDQTRS - Headquarters
HMR - Marine Helicopter Transport Squadron
HMX - Marine Helicopter Operational Development Squadron
HS - Helicopter Anti-Submarine Squadron
HTG - Helicopter Training Group
HU - Helicopter Utility Squadron

INM - Inspector of Naval Material

JTTU - Jet Transitional Training Unit
JOC - Joint operations Center

LANT - Naval Air Force, Atlantic Fleet

MAAG - Military Assistance Advisory Group
MARS - Marine Aircraft Repair Squadron
MARTRAREPLGRU - Marine Training and Replacement Group
MATRON - AEW Barrier Maintenance Squadron
MATS - Military Air Transport Service
MCAF - Marine Corps Air Facility
MCALF - Marine Corps Auxiliary Landing Field
MCAS - Marine Corps Air Station
MINDEFDEVU - Mine Defense Development Unit
MISS - Naval Mission
MTG - Marine Training Group
MWSG - Marine Wing Service Group

NAAS - Naval Auxiliary Air Station
NATTC - Naval Air Advanced Training Command
NABS - Naval Air Bases
NABTC - Naval Air Basic Training Command
NACA - National Advisory Committee for Aeronautics
NADC - Naval Air Development Center
NADU - Naval Air Development Unit
NAF - Naval Air Facility
NAMC - Naval Air Material Center
NAMTC - Naval Air Missile Test Center
NAOTS - Naval Aviation Ordnance Test Station
NART - Naval Air Reserve Training
NARTS - Naval Air Rocket Test Station
NARTU - Naval Air Reserve Training Unit
NAS - Naval Air Station
NASWF - Naval Air Special Weapons Facility
NATC - Naval Air Test Center
NATRA - Naval Air Training
NATECHTRACEN - Naval Air Technical Training Center
NATECHTRAU - Naval Air Technical Training Unit
NATTC - Naval Air Technical Training Command
NATTU - Naval Air Technical Training Unit
NATU - Naval Air Torpedo Unit
NAV - Naval
NAVCICOFFSCH - Combat Information Center Officers' School
NLO - Naval Liaison Officer
NOTS - Naval Ordnance Test Station
NPG - Naval Proving Ground
NPU - Naval Parachute Unit
NSAWF - Naval School All Weather Flight

O&R - Overhaul and Repair, BUAER, FA
OPDEVFOR - Operational Development Force
ONR - Office of Naval Research

PAC - Naval Air Force, Pacific Fleet
PRNC - Potomac River Naval Command

R&D - Research and Development, BUAER

SDC - Special Devices Center
SO&ES - Station Operations and Engineering Squadron
SRNC - Severn River Naval Command

TRANS - Transportation

USMC - United States Marine Corps
USN - United States Navy
USNR - United States Naval Reserve

VA - Attack Squadron
VAAW - Carrier Special Squadron Night
VAH - Heavy Attack or Mining Squadron
VAHM - Mining Squadron
VAP - Photographic Squadron
VAW - Carrier Special Squadrons Air Early Warning
VF - Fighter Squadron
VFAW - Carrier Special Squadron Intercept
VFP - Composite Squadron Photographic
VMA - Marine Attack Squadron
VMAT - Marine Attack Training Squadron
VMC - Marine Composite Squadron
VMCJ - Marine Composite Photographic Squadron
VMF AW - Marine All-Weather Fighter Squadron
VMFT - Marine Fighter Training Squadron
VMFT AW - Marine All-Weather Fighter Training Squadron
VMIT - Marine Instrument Training Squadron
VMJ - Marine Photographic Squadron
VMO - Marine Observation Squadron
VMR - Marine Transport Squadron
VP - Patrol Squadron
VQ - Electronic Counter Measures Squadron
VR - Transport Squadron
VS - Anti-Submarine Squadron
VU- Utility Squadron
VW - Air Early Warning Squadron
VX - Air Operational Development Squadron

ZP - Airship Patrol Squadron
ZTG - Airship Training Group
ZW - Barrier Squadron (Contiguous)
ZX - Airship Operational Development Squadron

NOTE: For information as to abbreviations used to designate class, subclass and version of aircraft, see pages 58 and 64.

DECLASSIFIED

TABLE 1 PROGRAM OPERATING ALLOWANCES FOR FISCAL 1958

Table 2 reflects planned aircraft model assignments to meet the allowances shown in Table 1. In instances where the Naval Aircraft Inventory contains insufficient aircraft of the types shown in Table 1, Table 2 will indicate substituted models. The Primary operating status code included in Table 1 reflects the primary reason or intent for the operating units having an authorized operating allowance therefore. Where inconsistencies appear between the status codes listed in Table 1 and Table 2, differences will be resolved in favor of those listed in Table 1. Revisions to the authorized allowances listed in Table 1 will be indicated by an appropriate symbol for subsequent periods; however, because of budgetary considerations such revision will normally not appear at intervals of less than four months.

UNIT	LOCATION	CLASS	OPERATING ALLOWANCES	PRIMARY OPTG. STATUS
FLEET COMBAT UNITS				
USN				
CARRIER AIR GROUPS/RONS				
LANT		VF(DAY)JET	168	A1
		VF(AW)JET	168	A1
		VA(DAY)JET	336	A1
PAC		VF(DAY)JET	182	A1
		VF(AW)JET	196	A1
		VA(DAY)JET	378	A1
SPECIAL MISSION SQUADRONS				
LANT				
VAW 12	Quonset Point	VA(W)PROP	42	A1
		VT(ME)	2*	A4
VA(AW) 33	Atlantic City	VA(AW)PROP	42	A1
		VA(Q)PROP	2	A1
		VT(ME)	2*	A4
VF(AW) 4	Atlantic City	VF(AW)	30	A1
VFP 62	Cecil Field	VF(P)JET	48	A1
		VT(JET)	1*	A4
		VT(ME)(P)	1*	A4
VAP 62	Norfolk	VA(P)JET	12	A1
		VT(JET)	1*	A4
		VT(ME)(P)	1*	A4
VQ 2	Port Lyautey	VA(Q)JET	12	A1
VAH 15	Norfolk	VAH(F)	12	A2
GMGRU-2	Chincoteague	VF(D)JET	8	A1
		VF(KD)JET	5	A1
		VT(D)JET	5	A2
PAC				
VAW 11	North Island	VA(W)PROP	48	A1
		VT(ME)	2*	A4
VA(AW) 35	North Island	VA(AW)PROP	50	A1
		VA(Q)PROP	2	A1
		VT(ME)	2*	A4
VF(AW) 3	Moffett Field	VF(AW)	20	A1
VFP 61	Miramar	VF(P)JET	48	A1
		VT(JET)	1*	A4
		VT(ME)(P)	1*	A4
VAP 61	Agana	VA(P)JET	12	A1
		VT(JET)	1*	A4
		VT(ME)(P)	1*	A4
VQ 1	Iwakuni	VA(Q)JET	12	A1
VAH 16	North Island	VAH(F)	12	A2
GMGRU-1	North Island	VF(D)JET	8	A1
		VF(KD)JET	5	A1
		VT(D)JET	6	A2
HEAVY ATTACK SQUADRONS				
LANT				
VAH 5	Sanford	VA(H)JET	12	A1
		VAH(T)	1*	A5
VAH 7	Sanford	VA(H)JET	12	A1
		VAH(T)	1*	A5
VAH 9	Sanford	VA(H)JET	12	A1
		VAH(T)	1*	A5
VAH 11	Sanford	VA(H)JET	12	A1
		VAH(T)	1*	A5
PAC				
VAH 6	Whidbey Island	VA(H)JET	12	A1
		VAH(T)JET	1*	A5
VAH 8	Whidbey Island	VA(H)JET	12	A1
		VAH(T)JET	1*	A5
HEAVY ATTACK MINING RONS				
LANT				
VAH 1	Sanford	VA(H)JET	12	A1
		VAH(T)JET	1*	A5
VAH 3	Sanford	VA(H)JET	12	A1
		VAH(T)JET	1*	A5
VA(HM) 13	Chincoteague	VA(HM)JET	12	A1
PAC				
VAH 2	North Island	VA(H)JET	12	A1
		VAH(T)JET	1*	A5
VAH 4	Whidbey Island	VA(H)JET	12	A1
		VAH(T)JET	1*	A5
VA(HM) 10	Whidbey Island	VA(H)JET	12	A1
VP 28	Barbers Point	VP(L)	12	A1
CARRIER ASW RONS				
LANT				
VS RONS		VS	120	A1
HS RONS				
HS 1	Key West	HS	14	A1
		VT(ME)	1*	A4
HS 3	Norfolk	HS	14	A1
		VT(ME)	1*	A4
HS 5	Key West	HS	14	A1
		VT(ME)	1*	A4
HS 7	Norfolk	HS	14	A1
		VT(ME)	1*	A4
HS 9	Quonset Point	HS	14	A1
		VT(ME)	1*	A4
HS 11	Quonset Point	HS	14	A1
		VT(ME)	1*	A4
PAC				
VS RONS		VS	80	A1
HS RONS				
HS 2	Ream Field	HS	14	A1
		VT(ME)	1*	A4
HS 4	Ream Field	HS	14	A1
		VT(ME)	1*	A4
HS 6	Ream Field	HS	14	A1
		VT(ME)	1*	A4
HS 8	Ream Field	HS	14	A1
		VT(ME)	1*	A4
VP SQUADRONS				
LANT		VP(L)	120	A1
		VP(S)	48	A1
PAC		VP(L)	84	A1
		VP(S)	72	A1

* Fleet Training Aircraft.

DECLASSIFIED

TABLE 1 **PROGRAM OPERATING ALLOWANCES FOR FISCAL 1958**

UNIT	LOCATION	CLASS	OPERATING ALLOWANCES	PRIMARY OPTG. STATUS
ZP SQUADRONS				
LANT				
ZP 2	Glynco	ZP	6	A1
		VT(ME)	2*	A4
ZP 3	Lakehurst	ZP	4	A1
		VT(ME)	3*	A4
HU SQUADRONS				
LANT				
HU 2	Lakehurst	VT(ME)	1*	A4
		HU	42	A2
PAC				
HU 1	Ream Field	HU	42	A2
		VT(ME)	1*	A4
FLEET AEWRONS				
VW 1	Agana	VW	12	A2
VW 2	Patuxent River	VW	12	A2
VW 3	Agana	VW	12	A2
VW 4	Jacksonville	VW	12	A2
BARRIER AEWRONS				
LANT				
VW 11	Patuxent River	VW	12	A2
		VR(H)	2*	A5
		VT(ME)	1*	A5
VW 13	Patuxent River	VW	6	A2
		VR(H)	1*	A5
		VT(ME)	1*	A5
VW 15	Patuxent River	VW	6	A2
		VR(H)	1*	A5
		VT(ME)	1*	A5
ZW 1	Lakehurst	ZW	6	A2
		VT(ME)	2*	A4
PAC				
VW 12	Barbers Point	VW	12	A2
VW 14	Barbers Point	VW	13	A2
AEW BARSRON 2	Barbers Point	VR(H)	5*	A5
		VT(ME)	3*	A5
USMC				
FLEET COMBAT SQUADRONS				
LANT		VF(DAY)JET	116	A1
		VF(AW)JET	40	A1
		VF(P)JET	9	A1
		VF(Q)JET	9	A1
		VA(DAY)JET	60	A1
		VA(DAY)PROP	44	A1
		VR(M)	45	A2
		HR(M)	30	A1
		HR(L)	60	A1
		VO	12	A1
		HO	12	A1
PAC		VF(DAY)JET	92	A1
		VF(AW)JET	80	A1
		VF(P)JET	18	A1
		VF(Q)JET	18	A1
		VA(DAY)JET	104	A1
		VA(DAY)PROP	48	A1
		VR(H)	30	A1
		VR(M)	15	A2
		HR(L)	120	A1
		VO	24	A1
		HO	24	A1
LANT				
# MARS 27	Cherry Point	VF(DAY)JET	4	A1
		VA(DAY)JET	2	A1
		VA(PROP)	4	A1
		VT(JET)	3	A4
		VR(H)	2	A2
		VR(M)	4	A2
		VT(ME)	2	A4
H&MS 14	Edenton	VA(DAY)JET	4	A1
		VA(TNKR)PROP	2	A1
		VR(M)	1	A2
		VT(JET)	2	A4
		HU	2	A2
H&MS 24	Cherry Point	VF(AW)JET	4	A1
		VA(TNKR)PROP	2	A1
		VR(M)	1	A2
		VT(JET)	2	A4
		HU	2	A2
H&MS 31	Miami	VF(DAY)JET	2	A1
		VA(DAY)JET	2	A1
		VA(TNKR)PROP	2	A1
		VR(M)	1	A2
		VT(JET)	2	A4
		HU	2	A2
H&MS 32	Beaufort	VF(DAY)JET	4	A1
		VA(TNKR)PROP	2	A1
		VR(M)	1	A2
		VT(JET)	2	A4
		HU	2	A2
H&MS 26	New River	HR(L)	2	A1
H&MS 46	New River	HR(L)	2	A1
PAC				
MARS 17	Iwakuni	VF(DAY)JET	3	A1
		VA(DAY)JET	3	A1
		VA(TNKR)PROP	1	A1
		VR(H)	1	A2
		VR(M)	5	A2
		VT(JET)	3	A4
		VT(ME)	4	A4
MARS 37	El Toro	VF(DAY)JET	3	A1
		VA(DAY)JET	3	A1
		VA(TNKR)PROP	1	A1
		VR(H)	2	A2
		VR(M)	4	A2
		VT(JET)	3	A4
		VT(ME)	4	A4
H&MS 11	Atsugi	VF(DAY)JET	2	A1
		VF(AW)JET	2	A1
		VA(TNKR)PROP	2	A1
		VR(M)	1	A2
		VT(JET)	2	A4
		HU	2	A2
H&MS 12	Iwakuni	VA(DAY)JET	4	A1
		VA(TNKR)PROP	2	A1
		VR(M)	1	A2
		VT(JET)	2	A4
		HU	2	A2
H&MS 13	Kaneohe	VF(DAY)JET	2	A1
		VA(DAY)JET	2	A1
		VA(TNKR)PROP	2	A1
		VR(M)	1	A2
		VT(JET)	2	A4
		HU	2	A2
H&MS 15	El Toro	VF(DAY)JET	2	A1
		VA(DAY)JET	2	A1
		VA(TNKR)PROP	2	A1
		VR(M)	1	A2
		VT(JET)	2	A4
		HU	2	A2
H&MS 33	El Toro	VF(AW)JET	2	A1
		VA(DAY)JET	2	A1
		VA(TNKR)PROP	2	A1
		VR(M)	1	A2
		VT(JET)	2	A4
		HU	2	A2
H&MS 16	Oppama	HR(L)	2	A1
H&MS 36	Santa Ana	HR(L)	2	A1

* Fleet Training Aircraft.
\# Revision to authorized allowance.

DECLASSIFIED

TABLE 1 **PROGRAM OPERATING ALLOWANCES FOR FISCAL 1958**

UNIT	LOCATION	CLASS	OPERATING ALLOWANCES	PRIMARY OPTG. STATUS
DIRECT FLEET SUPPORT UNITS				
USN UTILITY SQUADRONS				
VU 1	Barbers Point	VF(P)JET	1	A8
		VF(D)JET	10	A8
		VF(D)PROP	4	A8
		VU(TOW)	6	A8
		VT(ME)	1	A8
		VT(ME)(P)	1	A8
		HU	1	A8
VU 2	Quonset Point	VF(DAY)JET	5	A8
		VU(TOW)	8	A8
		VT(ME)	1	A8
VU 3	Brown Field	VF(D)JET	4	A8
		VF(D)PROP	8	A8
		VT(ME)	1	A8
		VU(TOW)(D)	1	A8
		VP(L)(D)	1	A8
VU 4	Chincoteague	VF(DAY)JET	4	A8
		VF(D)JET	7	A8
		VU(TOW)	5	A8
		VU(TOW)(D)	2	A8
		VU(SAR)	1	A8
		VT(ME)	1	A8
		VP(L)(D)	1	A8
		HU	1	A8
VU 5	Atsugi	VF(DAY)JET	5	A8
		VF(P)JET	1	A8
		VT(ME)(P)	2	A8
		VU(TOW)	12	A8
VU 6	Norfolk	VT(ME)	1	A8
VU 7	Brown Field	VF(DAY)JET	18	A8
		VR(M)	1	A8
		VU(TOW)	15	A8
		VT(ME)(P)	2	A8
VU 10	Guantanamo Bay	VF(DAY)JET	5	A8
		VF(D)JET	7	A8
		VF(D)PROP	4	A8
		VU(TOW)	8	A8
		VU(TOW)(D)	3	A8
		VU(SAR)	1	A8
		VT(ME)	1	A8
MILITARY AIR TRANSPORT SERVICE SQUADRONS				
VR 3	McGuire AFB	VR(H)	12	A7
VR 6	McGuire AFB	VR(H)	12	A7
VR 7	Moffett Field	VR(H)	14	A7
VR 8	Moffett Field	VR(H)	14	A7
VR 22	Norfolk	VR(H)	11	A7
FLEET TACTICAL SUPPORT SQUADRONS				
VR 1	Patuxent River	VR(H)	7	A2
		VR(M)	12	A2
VR 21	Barbers Point	VR(H)	15	A2
Detachment	Atsugi	VR(H)	5	A2
		VR(C)	7	A2
Detachment	San Diego	VR(H)	1	A2
		VR(M)	3	A2
		VR(C)	4	A2
VR 24	Port Lyautey	VR(H)	6	A2
Detachment	Naples	VR(C)	6	A2
AIRCRAFT FERRY SQUADRONS				
VRF 31	Norfolk	VR(M)	2	A2
		VT(ME)	1	A2
VRF 32	San Diego	VR(M)	2	A2
		VT(ME)	1	A2
FLEET ALL WEATHER TRAINING UNITS				
FAWTULANT	Key West	VT(JET)	50	A4
		VF(AW)JET	18	A4
FAWTUPAC	San Diego	VF(AW)JET	7	A1
		VF(AW)JET	18	A4
		VT(JET)	58	A4
		VT(ME)	1	A8
CARRIER UTILITY				
CVA FLT. TRNG.	LANT	VA(DAY)PROP	6	A2
		VR(C)	6	A2
CVS, CVE FLT. TRNG.	LANT	VR(C)	5	A2
CVS, CVE FLT. TRNG.	PAC	VR(C)	5	A2
CVA FLT. TRNG.	PAC	VA(DAY)PROP	9	A2
		VR(C)	9	A2
FLEET AIRCRAFT SERVICE SQUADRONS				
FASRON 2	Quonset Point	VF(DAY)JET	1	A6
		VT(JET)	2	A6
		VT(ME)	1	A6
		VR(C)	1	A2
FASRON 3	Norfolk	VF(DAY)JET	2	A6
		VA(DAY)PROP	6	A6
		VR(M)	1	A2
		VR(C)	4	A2
		VT(JET)	4	A6
		VT(ME)	10	A6
FASRON 4	San Diego	VF(DAY)JET	2	A6
		VR(C)	1	A2
		VT(JET)	3	A6
		VT(ME)	3	A6
# FASRON 5	Oceana	VT(JET)	3	A6
		VR(C)	1	A2
		VT(ME)	1	A6
FASRON 6	Jacksonville	VT(JET)	3	A6
		VR(C)	3	A2
		VT(ME)	3	A6
FASRON 8	Alameda	VF(DAY)JET	1	A6
		VA(DAY)PROP	1	A6
		VR(C)	1	A2
		VT(JET)	3	A6
		VT(ME)	3	A6
FASRON 9	Cecil Field	VT(JET)	1	A6
		VR(C)	1	A2
		VT(ME)	1	A6
FASRON 10	Moffett Field	VR(C)	1	A2
		VT(JET)	1	A6
FASRON 11	Atsugi	VA(DAY)PROP	2	A6
		VR(C)	1	A2
		VT(JET)	2	A6
		VT(ME)	7	A6
FASRON 12	Miramar	VR(C)	1	A2
		VT(JET)	2	A6
		VT(ME)	1	A6
FASRON 51	Sanford	VT(JET)	2	A6
		VT(ME)	2	A6

Revision to authorized allowance.

DECLASSIFIED

TABLE 1 **PROGRAM OPERATING ALLOWANCES FOR FISCAL 1958**

UNIT	LOCATION	CLASS	OPERATING ALLOWANCES	PRIMARY OPTG. STATUS
FASRON 200	Blackbushe	VR(H)	1	A8
		VR(M)	3	A2
		VT(ME)	3	A6
# FASRON 201	Malta	VR(M)	1	A2
		VT(ME)	1	A6
FASRON 101	Quonset Point	VR(M)	1	A2
		VT(ME)	1	A6
FASRON 102	Norfolk	VR(M)	1	A2
		VR(M)	4	A5
		VT(ME)	2	A6
		VU	1	A8
FASRON 104	Port Lyautey	VR(M)	1	A2
		VT(ME)	2	A6
FASRON 105	Roosevelt Roads	VU(SAR)	1	A2
FASRON 106	Argentia	VR(H)	1	A2
		VT(ME)	1	A6
FASRON 107	Iceland	VU(SAR)	1	A2
FASRON 108	Brunswick	VT(ME)	1	A6
FASRON 109	Jacksonville	VR(M)	1	A2
		VT(ME)	1	A6
FASRON 110	San Diego	VT(ME)	2	A6
FASRON 111	Bermuda	VU(SAR)	2	A2
FASRON 112	Whidbey Island	VA(DAY)PROP	2	A6
		VR(H)	1	A2
		VR(M)	1	A2
		VT(JET)	2	A6
FASRON 113	Cubi Point	VT(ME)	2	A6
FASRON 114	Kodiak	VU(SAR)	1	A2
FASRON 116	Alameda	VT(ME)	1	A6
FASRON 117	Barbers Point	VF(DAY)JET	2	A6
		VA(DAY)PROP	1	A6
		VT(ME)	5	A6
		VT(JET)	2	A6
		VR(M)	1	A2
FASRON 118	Naha	VR(M)	1	A2
		VT(ME)	3	A6
		VU(SAR)	1	A2
FASRON 119	Sangley Point	VT(ME)	3	A6
		VR(M)	1	A2
FASRON 120	Iwakuni	VT(ME)	2	A6
FASRON 121	Chincoteague	VT(ME)	1	A6
AIR OPERATIONAL DEVELOPMENT SQUADRONS				
VX 1	Key West	VS	2	A9
		VP(L)	3	A9
		VP(S)	2	A9
		VT(ME)	2	A6
		HS	3	A9
		ZP	3	A9
VX 3	Oceana	VF(DAY)JET	6	A9
		VF(AW)JET	6	A9
		VT(JET)	2	A9
		VR(C)	1	A8
VX 4	Point Mugu	VF(AW)JET	7	A9
		VA(DAY)JET	4	A9
		VT(ME)	1	A6
VX 5	China Lake	VA(DAY)JET	8	A9
		VA(DAY)PROP	2	A9
		VA(H)JET	1	A9
		VT(ME)	1	A6
		VT(JET)	1	A6
VX 6	Quonset Point	VP(L)	4	A9
		VR(H)	2	A9
		VR(M)	6	A9
		VU	6	A9
		HO	3	A9
HATU LANT	Sanford	VAH(T)JET	3*	A5
HATU PAC	Whidbey Island	VAH(T)JET	3*	A5
FAGU	El Centro	VF(DAY)JET	12*	A4
		VF(AW)JET	4*	A4
		VA(DAY)JET	10*	A4
		VA(DAY)PROP	1*	A2
		VT(ME)	1*	A2
		VT(JET)	2*	A2
USMC				
H&HS AIRFMFLANT	Norfolk	VF(DAY)JET	1	A6
		VR(M)	2	A2
		VT(JET)	3	A6
		VT(ME)	2	A6
H&HS AIRFMFPAC	El Toro	VR(H)	1	A2
		VR(M)	2	A2
		VT(JET)	2	A6
		VT(ME)	2	A6
# VMT 1	Cherry Point	VF(DAY)JET	17	A4
		VT(JET)	17	A4
# VMT 2	El Toro	VF(DAY)JET	17	A4
		VT(JET)	17	A4
# HMX 1	Quantico	HR(L)	16	A9
		HR(M)	4	A9
		HO	4	A9
		HT	4	A6
OVERSEAS NAVAL BASES				
LANT				
NAVSTA	Argentia	VU(SAR)	2	A2
		HU	1	A2
HDQTRS CMEF	Dhahran	VR(M)	1	A8
NAS ADV BASE	Port Lyautey	VR(M)	1	A2
		VU(SAR)	1	A2
		VT(ME)	1	A6
		HU	1	A2
NAF	Naples	VR(H)	1	A8
		VR(M)	2	A2
		VU(SAR)	1	A2
		VT(ME)	5	A6
		VU(TOW)	2	A2
NAF	Lajes	VU	1	A2
NAS	Rota	VR(M)	1	A2
		VT(ME)	1	A6
		HU	1	A2
NAVSTA 10 ND	Roosevelt Roads	VR(M)	2	A2
		VU(SAR)	2	A2
		VT(ME)	1	A6
		HU	1	A2
NAS 10 ND	Guantanamo Bay	VU(SAR)	2	A2
		VT(ME)	1	A6
		VT(SE)	1	A8
		HU	1	A2
NAVSTA 10 ND	Trinidad	VU(SAR)	1	A2

* Fleet Training Aircraft.
\# Revision to authorized allowance.

DECLASSIFIED

TABLE 1 **PROGRAM OPERATING ALLOWANCES FOR FISCAL 1958**

UNIT	LOCATION	CLASS	OPERATING ALLOWANCES	PRIMARY OPTG. STATUS
PAC				
NAS ADV BASE	Atsugi	VR(M)	1	A2
		VT(ME)	1	A6
		HU	2	A2
COMNAVFORJAPAN				
	Atsugi	VR(M)	1	A2
NAS ADV BASE	Oppama	VU(SAR)	4	A2
NAS ADV BASE	Naha	VU(SAR)	1	A2
NAS	Cubi Point	VU(SAR)	1	A2
		VT(ME)	1	A6
		HU	1	A2
NAVSTA	Sangley Point	VR(H)	1	A2
		VR(M)	1	A2
		VU(SAR)	2	A2
		HU	1	A2
NAS ADV BASE	Agana	VR(H)	1	A2
		VU(SAR)	3	A2
		VT(ME)	1	A6
		HU	2	A2
COMTAIWANDEFCOM				
	Formosa	VR(M)	1	A2
NAS 14 ND	Midway	VU(SAR)	3	A2
NAS 14 ND	Barbers Point	VR(H)	1	A2
		VR(M)	1	A2
		VT(ME)	2	A6
		HU	2	A2
NAS 14 ND	Ford Island	VT(ME)	1	A6
NAVSTA 14 ND	Kwajalein	VU(SAR)	5	A2
MCAS 14 ND	Kaneohe	VR(M)	1	A2
		VT(ME)	2	A6
		VT(JET)	2	A6
		HU	2	A2
NAS 17 ND	Adak	VU(SAR)	2	A2
NAS 17 ND	Kodiak	VR(H)	2	A2
INDIRECT FLEET SUPPORT UNITS				
NAVAL AIR BASES				
NAS 1 ND	Quonset Point	VT(JET)	8	A6
		VR(M)	2	A8
		VU	1	A8
		VT(ME)	9	A6
		VT(ME)P	1	A8
		HU	2	A8
NAS 1 ND	Brunswick	VU	1	A8
		VT(ME)	1	A6
		HU	1	A8
NAS 4 ND	Lakehurst	VA(DAY)PROP	2	A6
		VR(M)	1	A8
		VT(ME)	1	A6
NAS 4 ND	Atlantic City	VU	1	A8
		VT(JET)	1	A6
		VT(ME)	1	A6
		HU	1	A8
NAS 4 ND	Johnsville	VT(ME)	7	A6
		HU	1	A8
NAS 5 ND	Norfolk	VR(M)	4	A8
		VT(ME)	6	A6
		VT(SE)	6	A6
		VT(ME)P	1	A8
NAAS 5 ND	Chincoteague	VU	1	A8
		VT(ME)	1	A6
		HU	1	A8
NAS 5 ND	Oceana	VF(DAY)JET	1	A6
		VR(M)	1	A8
		VT(JET)	3	A6
		VT(ME)	2	A6
		HU	1	A8
NAS 6 ND	Jacksonville	VR(M)	2	A8
		VU	2	A8
		VT(JET)	1	A6
		VT(ME)	4	A6
		HU	2	A8
NAAS 6 ND	Mayport	VF(DAY)JET	1	A6
		VA(DAY)PROP	1	A6
NAS 6 ND	Key West	VA(DAY)PROP	1	A6
		VR(M)	1	A8
		VU	1	A8
		VT(JET)	1	A6
		VT(ME)	1	A6
		HU	1	A8
NAS 6 ND	Sanford	VR(M)	1	A8
		HU	1	A8
NAS 6 ND	Cecil Field	VT(JET)	1	A6
		VT(ME)	2	A6
		HU	1	A8
COMNAVCONAD				
NAS 9 ND	Colorado Springs	VR(M)	2	A8
		VT(JET)	3	A8
NAAS 11 ND	El Centro	VT(JET)	1	A6
		VT(ME)	1	A6
		HU	2	A8
NAAS 11 ND	Brown Field	VA(DAY)PROP	1	A6
		VT(ME)	1	A6
NAS 11 ND	North Island	VF(DAY)JET	1	A6
		VA(DAY)PROP	1	A6
		VR(M)	2	A8
		VU	1	A8
		VT(JET)	2	A6
		VT(ME)	3	A6
NAAS 11 ND	Ream Field	VT(ME)	1	A6
NAF 11 ND	Litchfield Park	VR(M)	1	A8
		VT(ME)	1	A6
NAS 11 ND	China Lake	HU	1	A8
NAS 11 ND	Miramar	VF(DAY)JET	1	A6
		VA(DAY)PROP	2	A6
		VR(M)	1	A8
		VT(ME)	2	A6
		VT(JET)	1	A6
		HU	1	A8
NAS 11 ND	Point Mugu	VT(JET)	1	A6
		VT(ME)	3	A6
		HU	2	A8
NAS 12 ND	Alameda	VF(DAY)JET	2	A6
		VR(M)	2	A8
		VU	1	A8
		VT(JET)	2	A6
		VT(ME)	2	A6
		VT(ME)P	1	A8
		HU	1	A8

DECLASSIFIED

TABLE 1 **PROGRAM OPERATING ALLOWANCES FOR FISCAL 1958**

UNIT	LOCATION	CLASS	OPERATING ALLOWANCES	PRIMARY OPTG. STATUS
# NAS 12 ND	Moffett Field	VF(DAY)JET	2	A6
		VT(ME)	5	A6
		HU	2	A8
NAAS 12 ND	Fallon	VA(DAY)PROP	1	A6
		VR(H)	1	A8
		HU	2	A8
# NAF 12 ND	Monterey	VA(DAY)PROP	4	A4
		VT(ME)	26	A6
		VT(SE)	1	A4
		VT(SE)	10	A6
		VT(NAV)	1	A4
		HU	1	A8
NAS 13 ND	Whidbey Island	VR(M)	1	A8
		VU	1	A8
		VT(ME)	1	A6
		VT(ME)(P)	1	A8
		HU	2	A8
NAF PRNC	Dahlgren	VT(ME)	1	A6
NAS PRNC	Anacostia	VR(H)	1	A8
		VR(M)	10	A8
		VT(JET)	4	A6
		VT(ME)	58	A6
		VT(ME)(P)	2	A8
		VT(SE)	11	A6
NAS PRNC	Patuxent River	VT(JET)	2	A6
		VT(ME)	3	A6
		VU	1	A8
		HU	1	A8
NAS SRNC	Annapolis	VT(SE)	40	A3
		VU	12	A6
		HU	1	A8
INDIRECT FLEET SUPPORT UNITS				
USN				
NAVAL AIR TRAINING				
# Basic		VF(DAY)JET	6	A4
		VR(H)	3	A8
		VR(M)	5	A8
		VU(SAR)	2	A8
		VT(JET)	91	A3
		VT(SE)	684	A3
		VT(SE)	36	A4
		VT(SE)	42	A6
		VT(ME)	52	A3
		VT(ME)	30	A6
		VT(ME)(P)	1	A8
		HU	2	A8
		HU	38	A4
		HT	39	A4
		ZP	4	A3
# Advanced		VF(DAY)JET	207	A3
		VA(DAY)PROP	39	A3
		VS	85	A3
		VP(L)	20	A3
		VP(S)	10	A3
		VR(H)	2	A8
		VR(M)	4	A8
		VT(JET)	121	A3
		VT(JET)	17	A6
		VT(ME)	43	A3
		VT(ME)	18	A6
		VT(ME)(P)	1	A8
		VT(NAV)	4	A5
		HU	10	A8
# Technical		VF(AW)JET	44	A4
		VF(P)JET	6	A4
		VA(DAY)PROP	5	A4
		VW	6	A4
		VR(M)	4	A8
		VT(JET)	7	A4
		VT(JET)	6	A6
		VT(SE)	14	A5
		VT(ME)	17	A6
		VT(ME)	8	A8
		VT(ME)P	8	A4
		VT(NAV)	1	A4
		HU	2	A8
RESEARCH & DEVELOPMENT (BUAER R&D)				
# Project		VF(DAY)JET	32	A9
		VF(AW)JET	27	A9
		VF(P)JET	6	A9
		VF(D)JET	11	A9
		VA(DAY)PROP	9	A9
		VA(DAY)JET	15	A9
		VA(AW)PROP	2	A9
		VA(W)PROP	1	A9
		VA(H)JET	8	A9
		VA(P)JET	1	A9
		VS	7	A9
		VP(L)	17	A9
		VW	9	A9
		VR(H)	5	A9
		VR(M)	12	A9
		VR(C)	1	A9
		VU(TOW)D	3	A9
		VT(JET)	11	A9
		VT(ME)	11	A9
		VT(SE)	1	A9
		VT(D)PROP	6	A9
		HS	8	A9
		HR(L)	2	A9
		HU	1	A9
		ZP	2	A9
		ZW	2	A9
NAVAL ATTACHES AND MISSIONS				
LANT				
ATT BAGDAD	Iraq	VR(M)	1	A8
ATT CAIRO	Egypt	VR(M)	1	A8
ATT TEHRAN	Iran	VR(M)	1	A8
ATT NEW DELHI	India	VR(M)	1	A8
ATT ATHENS	Greece	VU(SAR)	1	A8
ATT MEXICO CITY	Mexico	VR(M)	1	A8
ATT OSLO	Norway	VU(SAR)	1	A8
MISSION ANKARA	Turkey	VR(M)	1	A8
MISSION BOGOTA	Columbia	VR(M)	1	A8
MISSION LIMA	Peru	VR(M)	1	A8
MISSION QUITO	Ecuador	VR(M)	1	A8
MISSION RIO DE JAN	Brazil	VR(M)	1	A8

Revision to authorized allowance.

DECLASSIFIED

TABLE 1 **PROGRAM OPERATING ALLOWANCES FOR FISCAL 1958**

UNIT	LOCATION	CLASS	OPERATING ALLOWANCES	PRIMARY OPTG. STATUS
MISSION VALPARAISO	Chile	VR(M)	1	A8
MISSION HAVANA	Cuba	VT(ME)	1	A8
NAV ADV GROUP	Buenos Aires	VR(M)	1	A8
PAC				
ATT DJAKARTA	Java	VU(SAR)	1	A8
ATT MELBOURNE	Australia	VR(M)	1	A8
MIL AST ADV GROUP	Formosa	VT(ME)	1	A8
		VR(M)	1	A8
MIL AST GROUP	Vietnam	VR(M)	1	A8
MIL AST GROUP	Cambodia	VT(ME)	1	A8
BUAER REPRESENTATIVES				
BAGR WSTRN DIST	Los Angeles	VT(ME)	1	A8
		VR(M)	1	A8
BAGR CENT DIST	Dayton	VR(M)	1	A8
		VT(ME)	2	A8
BAR EL SEGUNDO	El Segundo	VT(ME)	1	A8
BAR BURBANK	Burbank	VT(ME)	1	A8
BAR INDIANAPOLIS	Indianapolis	VT(ME)	1	A8
BAR AKRON	Akron	VT(ME)	1	A8
BAR EAST HARTFORD	East Hartford	VT(ME)	1	A8
BAR BALTIMORE	Baltimore	VT(ME)	1	A8
BAR ST. LOUIS	St. Louis	VT(ME)	1	A8
# BAR TETERBOROUGH		VT(ME)	1	A8
OVERHAUL & REPAIR FACILITIES		VR(M)	7	A8

UNIT	LOCATION	CLASS	OPERATING ALLOWANCES	PRIMARY OPTG. STATUS
USMC				
MCAS	El Toro	VR(M)	3	A8
		VT(JET)	3	A6
		VT(ME)	6	A6
		HU	2	A8
MCAAS	Mojave	VR(M)	1	A8
		VT(ME)	1	A6
		HU	2	A8
MCAF	Santa Ana	VT(ME)	2	A6
MCAS	Quantico	VA(DAY)PROP	20	A6
		VR(M)	2	A8
		VT(ME)	14	A6
# HQ USMC FLT SEC	Anacostia	VT(SE)	7	A6
		VR(H)	1	A8
		VR(M)	2	A8
		VT(JET)	4	A6
		VT(ME)	5	A6
MCAS	Cherry Point	VR(H)	1	A8
		VR(M)	3	A8
		VT(JET)	3	A6
		VT(ME)	3	A6
		HU	2	A8
MCAF	New River	VR(M)	1	A8
		VT(ME)	6	A6
MCAS	Beaufort	VR(M)	2	A8
		VT(JET)	2	A6
		VT(ME)	1	A6
		HU	2	A8
MCAS	Miami	VR(M)	2	A8
		VT(JET)	2	A6
		VT(ME)	2	A6
		HU	2	A8
NAVAL AIR RESERVE TRAINING		VF(DAY)JET	409	A4
		VF(DAY)PROP	80	A4
		VS	181	A4
		VP(L)	124	A4
		VR(H)	51	A4
		VR(M)	10	A4
		VT(JET)	80	A4
		VT(ME)	48	A4
		VT(ME)	2 ¢	A8
		VT(ME)P	4	A8
		VU(SAR)	2	A8
		HS	60	A4
		ZP	3	A4

¢ Includes 2 VT(ME) aircraft, one each for BAGR EAST DIST and BAR BETHPAGE.
Revision to authorized allowance.

TABLE 1A

DECLASSIFIED

[redacted]

PROGRAM OPERATING ALLOWANCES FOR FISCAL 1958

CLASS	LANT	PAC	NABS	MCAS	BARS	NATRA	NART	BUAER R&D	TOTAL
TOTAL	2,447	2,625	349	137	23	1,744	1,052	210	8,587
VF(DAY)JET	335	343	8	-	-	213	409	32	1,340
VF(AW)JET	266	336	-	-	-	44	-	27	673
VF(P)JET	57	68	-	-	-	6	-	6	137
VF(D)JET	22	22	-	-	-	-	-	11	55
VF(D)PROP	4	12	-	-	-	-	-	-	16
VF(KD)JET	5	5	-	-	-	-	-	-	10
VF(Q)JET	9	18	-	-	-	-	-	-	27
VA(DAY)JET	404	520	-	-	-	-	-	15	939
VA(DAY)PROP	60	66	8	20	-	44	80	9	287
VA(AW)PROP	42	50	-	-	-	-	-	2	94
VA(W)PROP	44	48	-	-	-	-	-	1	93
VA(P)JET	12	12	-	-	-	-	-	1	25
VA(TNKR)PROP ...	8	12	-	-	-	-	-	-	20
VA(Q)JET	12	12	-	-	-	-	-	-	24
VA(Q)PROP	2	2	-	-	-	-	-	-	4
VA(H)JET	72	49	-	-	-	-	-	8	129
VA(HT)JET	9	7	-	-	-	-	-	-	16
VA(HM)JET	12	12	-	-	-	-	-	-	24
VAH(F)JET	12	12	-	-	-	-	-	-	24
VS	122	80	-	-	-	85	181	7	475
VP(L)	127	96	-	-	-	20	124	17	384
VP(S)	50	72	-	-	-	10	-	-	132
VP(LD)	1	1	-	-	-	-	-	-	2
VW	48	49	-	-	-	6	-	9	112
VO	12	24	-	-	-	-	-	-	36
VR(H)	59	94	2	2	-	5	51	5	218
VR(M)	107	50	31	16	9	13	10	12	248
VR(C)	28	30	-	-	-	-	-	1	59
VU(SAR)	25	24	23	-	-	2	2	-	76
VU(TOW)	23	33	-	-	-	-	-	-	56
VU(TOW)(D)	5	1	-	-	-	-	-	3	9
VT(JET)	100	115	31	14	-	242	80	11	593
VT(ME)	73	71	143	40	14	168	48	11	568
VT(ME)(P)	2	7	6	-	-	10	4	-	29
VT(SE)	1	-	68	7	-	776	-	1	853
VT(NAV)	-	-	1	-	-	5	-	-	6
VT(D)JET	5	6	-	-	-	-	-	-	11
VT(D)PROP	-	-	-	-	-	-	-	6	6
HS	87	56	-	-	-	-	60	8	211
HO	15	24	-	4	-	-	-	-	43
HR(L)	64	124	-	16	-	-	-	2	206
HR(M)	30	-	-	4	-	-	-	-	34
HU	57	62	28	10	-	52	-	1	210
HT	-	-	-	4	-	39	-	-	43
ZP	13	-	-	-	-	4	3	2	22
ZW	6	-	-	-	-	-	-	2	8

[redacted]

DECLASSIFIED

TABLE 1B

PROGRAM OPERATING ALLOWANCES FOR FISCAL 1958

LANT

CLASS	TOTAL	NAVY COMBAT	FLT. TRNG.	O'SEAS BASES	FAWTU	FASRONS	VURONS	OPDEVFOR	CV UTILITY	ATT. & MISS.	FLTACSUPPRON	MATS	MARINE COMBAT	H&HS	VMT-1
TOTAL	2,447	1,455	38	35	68	85	63	54	17	15	34	35	506	8	34
VF(DAY)JET	335	168				3	14	6					126	1	17
VF(AW)JET	266	198			18			6					44		
VF(P)JET	57	48											9		
VF(D)JET	22	8					14								
VF(D)PROP	4						4								
VF(KD)JET	5	5													
VF(Q)JET	9												9		
VA(DAY)JET	404	336											68		
VA(DAY)PROP	60					6			6				48		
VA(AW)PROP	42	42													
VA(W)PROP	44	44													
VA(P)JET	12	12													
VA(TNKR)PROP	8												8		
VA(Q)JET	12	12													
VA(Q)PROP	2	2													
VA(H)JET	72	72													
VA(HT)JET	9		9												
VA(HM)JET	12	12													
VAH(F)JET	12	12													
VS	122	120						2							
VP(L)	127	120						7							
VP(S)	50	48						2							
VP(LD)	1						1								
VW	48	48													
VO	12												12		
VR(H)	59		4	1		2		2			13	35	2		
VR(M)	107			7		13		6		12	14		53	2	
VR(C)	28					10		1	11		6				
VU(SAR)	25			10		5	2	6		2					
VU(TOW)	23			2			21								
VU(TOW)D	5						2	3							
VT(JET)	100		2		50	15		2					11	3	17
VT(ME)	73		21	9		31	4	2		1	1		2	2	
VT(SE)	1			1											
VT(ME)P	2		2												
VT(D)JET	5	5													
HS	87	84						3							
HO	15							3					12		
HR(L)	64												64		
HR(M)	30												30		
HU	57	43		2			1						8		
ZP	13	10						3							
ZW	6	6													

DECLASSIFIED

CONFIDENTIAL

TABLE 1C

PROGRAM OPERATING ALLOWANCES FOR FISCAL 1958

PAC

CLASS	TOTAL	NAVY COMBAT	FLT. TRNG.	O'SEAS BASES	FAWTU	FASRONS	VURONS	OPDEVFOR	CV UTILITY	ATT. & MISS.	FLTACSUPPRON	MATS	MARINE COMBAT	H&HS	VMT-2
TOTAL	2,625	1,433	58	52	84	70	95	25	23	6	38	28	672	7	34
VF(DAY)JET	343	182	12			5	23						104		17
VF(AW)JET	336	216	4		25			7					84		
VF(P)JET	68	48					2						18		
VF(D)JET	22	8					14								
VF(D)PROP	12						12								
VF(KD)JET	5	5													
VF(Q)JET	18												18		
VA(DAY)JET	520	378	10					12					120		
VA(DAY)PROP	66		1			6		2	9				48		
VA(AW)PROP	50	50													
VA(W)PROP	48	48													
VA(P)JET	12	12													
VA(TNKR)PROP	12												12		
VA(Q)JET	12	12													
VA(Q)PROP	2	2													
VA(H)JET	49	48						1							
VA(HT)JET	7		7												
VA(HM)JET	12	12													
VAH(F)JET	12	12													
VS	80	80													
VP(L)	96	96													
VP(S)	72	72													
VP(LD)	1						1								
VW	49	49													
VO	24												24		
VR(H)	94		5	5		1					21	28	33	1	
VR(M)	50			6		4	1			3	5		29	2	
VR(C)	30					5			14		11				
VU(SAR)	24			21		2				1					
VU(TOW)	33						33								
VU(TOW)(D)	1						1								
VT(JET)	115		4	2	58	15		1					16	2	17
VT(ME)	71		13	8	1	32	2	2		2	1		8	2	
VT(ME)(P)	7		2				5								
VT(D)JET	6	6													
HS	56	56													
HO	24												24		
HR(L)	124												124		
HU	62	41		10			1						10		

CONFIDENTIAL

[redacted]

TOTAL PROGRAM & NON-PROGRAM AIRCRAFT

DECLASSIFIED

TABLE 2 LOCATION OF AIRCRAFT INVENTORY AND PLANNED OPERATING ASSIGNMENTS

BY COMMAND AND UNIT

31 MARCH 1958

LANT UNIT	LOCATION	MODEL	INVENTORY STATUS	INVENTORY NO. OF A/C	PLANNED ASSIGNMENTS 30 JUN 1958	30 SEP 1958	31 DEC 1958	31 MAR 1959
CARRIER AIR GROUPS								
CVG 1								
VF 11	ABD ESSEX	F2H 4	AJ	1				
		F2H 4	A1	10	12	9		
		F3H 2	A1			5	14	14
				11*	12	14	14	14
VA 12	CECIL FIELD	A4D 2	A1	16	16	14	14	14
				16*	16	14	14	14
VF 13	LEEWARD PNT	F3H 2M	A1		14	14	14	14
		F9F 8B	AJ	1				
		F9F 8B	A1	15				
				16*	14	14	14	14
VF 14	CECIL FIELD	F3H 2M	A1	3				
		F3H 2	A1	3	14	14	14	14
		F3H 2N	A1	10				
		F3H 2N	G9	2				
				18*	14	14	14	14
VA 15	JACKSONVILLE	AD 6	A1	13	14	14	14	14
				13*	14	14	14	14
CVG 3								
VF 31	ABD SARATOGA	F3H 2N	A1	11	12	14	14	14
				11*	12	14	14	14
VF 32	ABD SARATOGA	F8U 1	A1	12	12	14	14	14
				12*	12	14	14	14
VF 33	OCEANA	F11F 1	A1	16	20	20	20	20
		F11F 1	B	1				
				17*	20	20	20	20
VA 34	ABD SARATOGA	A4D 1	A1	13	14	14	14	14
				13*	14	14	14	14
VA 35	ABD SARATOGA	AD 6	AJ	1				
		AD 6	A1	15	14	14	14	14
				16*	14	14	14	14
VA 36	CECIL FIELD	F9F 8	A1	10				
		A4D 2	A1				14	14
		A4D 1	A1			14		
		F9F 8B	A1	4	14			
		F9F 8T	A1	1				
		F9F 8T	A4	1				
				16*	14	14	14	14
CVG 4								
VF 22	JACKSONVILLE	F2H 4	AJ	5				
		F2H 4	A1	3				
		F2H 3	A1	9				
				17*				
VF 43	CECIL FIELD	F8U 1	A1		14	14	14	14
		F9F 8	A1	12				
				12*	14	14	14	14
VA 44	ABD WASP	F9F 8	A1	6				
		A4D 1	A1	11				
		A4D 1	A4		24	24	24	24
		TV 2	A4		15	15	15	10
		F9F 8T	A1	1				
		F9F 8T	A4	1	10	10	10	15
		T 28B	A4		5	5	5	5
				19*	54	54	54	54
VF 62	CECIL FIELD	FJ 3M	A1	12	12	12	12	12
				12*	12	12	12	12
VA 46	CECIL FIELD	F9F 8	A1	14				
		A4D 2	A1	3	14	14	14	14
				17*	14	14	14	14
CVG 6								
VF 21	GTMO BAY	F11F 1	A1	20	20	20	20	20
		TV 2	A4		9	9	9	6
		F9F 8T	A4		8	8	10	12
		T 28B	A4		3	3	3	5
				20*	40	40	42	43
VF 41	OCEANA	F3H 2	A1	14	14	14	14	14
				14*	14	14	14	14
VF 61	OCEANA	F8U 1	A1			14	14	14
		F3H 2M	A1	13	14			
		F3H 2M	G9	2				
				15*	14	14	14	14
VA 25	OCEANA	AD 6	A1	12	14	14	14	14
				12*	14	14	14	14
VF 42	OCEANA	AD 6	A1	23	14	14		
		AD 5	A1	1				
				24*	14	14		
VA 66	OCEANA	F9F 8	A1	2				
		A4D 2	A1		14	14	14	14
		A4D 1	A1	6				
		F9F 8B	AJ	1				
		F9F 8B	A1	7				
				16*	14	14	14	14
CVG 7								
VF 71	OCEANA	F2H 4	AJ	1				
		F2H 4	A1	15	6	6	6	
		F2H 3	A1	1	12			
				17*	18	6	6	
VA 72	OCEANA	A4D 2	A1	14	12	12	12	12
		A4D 1	A1	2				
		A4D 1	G9	3				
				19*	12	12	12	12
VF 73	OCEANA	FJ 3M	A1	1				
				1*				
VF 74	OCEANA	F4D 1	A1	7	14	14	14	14
		F4D 1	G9	3				
				10*	14	14	14	14
VA 75	OCEANA	AD 6	A1	15	14	14	14	14
				15*	14	14	14	14
VA 76	OCEANA	F9F 8	A1	9				
		F9F 8B	A1	5	14			
				14*	14			
CVG 8								
VF 81	OCEANA	F9F 8	A1	7	14	14		
		F4D 1	A1				14	14
		F9F 8B	A1	5				
				12*	14	14	14	14
VF 82	ABD FORRESTL	F3H 2	A1	10	14	14	14	14
		F3H 2	Q1	1				
		F3H 2N	A1	6				
				17*	14	14	14	14
VA 83	ABD ESSEX	A4D 2	A1	14	14	14	14	14
		A4D 1	A1	1				
				15*	14	14	14	14
VF 84	OCEANA	FJ 3	A1	7				
		FJ 3M	A1	7	14	12	12	12
		FJ 3M	G9	2				
				16*	14	12	12	12
VA 85	OCEANA	AD 6	A1	15	14	14	14	14
		AD 5	A1	1				
				16*	14	14	14	14
VA 86	GTMO BAY	A4D 2	A1	12	12	12	12	12
				12*	12	12	12	12

[redacted]

DECLASSIFIED

[redacted]

TOTAL PROGRAM & NON-PROGRAM AIRCRAFT

TABLE 2 LOCATION OF AIRCRAFT INVENTORY AND PLANNED OPERATING ASSIGNMENTS

BY COMMAND AND UNIT

31 MARCH 1958

LANT UNIT	LOCATION	MODEL	INVENTORY STATUS	INVENTORY NO. OF A/C	PLANNED ASSIGNMENTS 30 JUN 1958	30 SEP 1958	31 DEC 1958	31 MAR 1959
CVG 10								
VF 101	KEY WEST	F3H 2N	A4		12	12	12	12
		F3D 2T2	A4		12	12	12	12
		F4D 1	A1	10				
		F4D 1	A4		16	16	16	16
		TV 2	A4		2	2	2	2
				10*	42	42	42	42
VF 102	CECIL FIELD	F4D 1	A1	12	14	12	12	12
				12*	14	12	12	12
VF 103	CECIL FIELD	F8U 1	A1	19	14	12	12	14
		F8U 1	HO	2				
				21*	14	12	12	14
VA 104	GTMO BAY	AD 6	A1	14	14	14	14	14
		AD 5	A1	1				
				15*	14	14	14	14
VA 105	CECIL FIELD	AD 6	A1	13	14	14		
				13*	14	14		
VA 106	CECIL FIELD	F9F 8	A1	2				
		A4D 2	A1		14	14	14	12
		F9F 8B	AJ	3				
		F9F 8B	A1	9				
				14*	14	14	14	12
CVG 17								
VA 172	CECIL FIELD	F2H 2	A1	1				
		A4D 2	A1			14	14	14
		A4D 1	A1	9	14			
		A4D 1	G9	3				
				13*	14	14	14	14
VF 173	JACKSONVILLE	FJ 3	A1	5				
		FJ 3M	A1	5				
		FJ 3M	G9	5				
				15*				
VF 174	CECIL FIELD	F8U 1	A1	16				
		F8U 1	A4		21	21	21	21
		F9F 8T	A4		1	1	2	2
				16*	22	22	23	23
VA 176	JACKSONVILLE	A4D 2	A1					14
		AD 6	A1	13	14	14	14	
		AD 5	A1	1				
				14*	14	14	14	14
CARRIER SPECIAL SQDNS PHOTOGRAHIC								
VFP 62	JACKSONVILLE	F8U 1P	A1	6	8	9	11	13
		F9F 8P	A1	26	28	27	25	23
		F2H 2P	A1	1				
		TV 2	A4	1				
		SNB 5P	A4	1	1	1	1	1
				35*	37	37	37	37
DET 43	ABD SARATOGA	F9F 8P	A1	3				
				3*				
DET 45	ABD ESSEX	F9F 8P	A1	3				
				3*				
CARRIER SPECIAL SQDNS NIGHT								
VAAW 33	ATLANTIC CTY	AD 5N	AJ	1				
		AD 5N	A1	25	38	35	33	
		AD 5Q	A1	8	10	13	15	17
		TF 1Q	A1	1	2	2	2	2
		TF 1Q	G9	1				
		S2F 2	A1	1				
		S2F 1	A4		1	1	1	1
		SNB 5	A4	1	2	2	2	2
				38*	53	53	53	22
DET 43	ABD SARATOGA	AD 5N	AJ	1				
		AD 5N	A1	4				
				5*				
DET 45	ABD ESSEX	AD 5N	AJ	1				
		AD 5N	A1	3				
				4*				
CARRIER SPECIAL SQDNS AIR EARLY WARNING								
VAW 12	QUONSET PNT	AD 5	A1	1				
		AD 5W	AJ	1				
		AD 5W	A1	39	48	48	48	48
		SNB 5	A4	2	2	2	2	2
				43*	50	50	50	50
DET 45	ABD ESSEX	AD 5W	A1	4				
				4*				
CARRIER SPECIAL SQDNS INTERCEPT								
VFAW 4	ATLANTIC CTY	F2H 4	AJ	2				
		F2H 4	A1	11	25	30	30	30
		F2H 3	AJ	1				
		F2H 3	A1	11				
		AD 5	AJ	3				
		AD 5	A1	10	9			
		TV 2	A4	2	1			
				40*	35	30	30	30
HEAVY ATTACK SQDNS								
VAH 5	PORT LYAUTEY	A3D 2	A1	12	12	12	12	12
		A3D 1	G9	1				
		P2V 3B	G9	1				
				14*	12	12	12	12
VAH 7	SANFORD	F9F 5	A6	3				
		A3D 2	A1			5	7	12
		A3D 1	A1	1	2	2	2	2
		AJ 2	AJ	1				
		AJ 2	A1	5	9	6	3	
		AJ 2	G9	2				
		P2V 3B	A5	1				
		P2V 3B	G9	1				
				14*	11	13	12	14
DET 45	ABD ESSEX	AJ 2	A1	5				
				5*				
VAH 9	ABD SARATOGA	A3D 2	A1	12	12	12	12	12
				12*	12	12	12	12
VAH 11	SANFORD	A3D 2	A1	10	12	12	12	12
		P2V 3B	A1	1				
				11*	12	12	12	12

[redacted]

TOTAL PROGRAM & NON-PROGRAM AIRCRAFT

DECLASSIFIED

TABLE 2 LOCATION OF AIRCRAFT INVENTORY AND PLANNED OPERATING ASSIGNMENTS

BY COMMAND AND UNIT

31 MARCH 1958

LANT UNIT	LOCATION	MODEL	INVENTORY STATUS	INVENTORY NO. OF A/C	PLANNED ASSIGNMENTS 30 JUN 1958	30 SEP 1958	31 DEC 1958	31 MAR 1959
GUIDED MISSILE GROUP								
GMGRU 2	CHINCOTEAGUE	FJ 3D	A1	11	8	8	8	8
		F9F 5KD	A1	2	5	5	5	5
		F9F 2KD	A1	4				
		AD 5	A2	4				
		TV 2D	A2	4	4	4	4	4
		TV 2KD	AK	1				
		TV 2KD	A2		1			
				23*	18	17	17	17
ELECTRONIC COUNTER MEASURE SQDNS								
VQ 2	PORT LYAUTEY	A3D 1Q	A1		2	2	2	2
		A3D 1Q	G5	1				
		P4M 1Q	AJ	1				
		P4M 1Q	A1	1	4	4	4	4
		A3D 1	A1	1				
		P2V 5F	A1	2				
		P2V 9	A5	1				
				7*	6	6	6	6
PHOTOGRAPHIC SQDNS								
VAP 62	JACKSONVILLE	A3D 1P	A1					1
		AJ 2P	A1	9	9	9	9	9
		AJ 2P	G9	1				
		SNB 5P	A4	1	1	1	1	1
				11*	10	10	10	11
REFUELER SQUADRON								
VAH 15	NORFOLK	AJ 2	A1	1				
		AJ 2	A2		3	6	9	12
				1*	3	6	9	12
CARRIER ANTI SUBMARINE SQDNS								
VS 27	NORFOLK	S2F 2	A1	3	2	2	3	3
		S2F 1	A1	19	18	18	17	17
				22*	20	20	20	20
VS 30	NORFOLK	S2F 2	A1	4	2	2	3	3
		S2F 1	A1	17	18	18	17	17
		S2F 1	G9	1				
				22*	20	20	20	20
VS 31	ABD WASP	S2F 2	A1	4	2	2	3	3
		S2F 2	G9	1				
		S2F 1	A1	19	18	18	17	17
		S2F 1	G9	2				
				26*	20	20	20	20
VS 32	QUONSET PNT	S2F 2	A1	5	2	2	3	3
		S2F 1	A1	17	18	18	17	17
				22*	20	20	20	20
VS 36	ABD CHMPLAIN	S2F 2	A1	4	3	3	3	3
		S2F 1	A1	18	17	17	17	17
				22*	20	20	20	20
VS 39	ABD LEYTE	S2F 2	A1	3	3	3	3	3
		S2F 2	G9	1				
		S2F 1	A1	17	17	17	17	17
				21*	20	20	20	20
HELICOPTER ANTI SUBMARINE SQDNS								
HS 1	ABD CHMPLAIN	SNB 5	A4	1	1	1	1	1
		HSS 1	AJ	2				
		HSS 1	A1	12	12	7	1	
		HSS 1N	A1		2	7	13	14
				15*	15	15	15	15
HS 3	NORFOLK	SNB 5	A4	1	1	1	1	1
		HSS 1	AJ	2				
		HSS 1	A1	14	14	14	14	14
				17*	15	15	15	15
HS 5	KEY WEST	SNB 5	A4	1	1	1	1	1
		HSS 1	A1	17	14	14	14	14
				18*	15	15	15	15
HS 7	NORFOLK	SNB 5	A4	1	1	1	1	1
		HSS 1	A1	15	14	14	14	14
				16*	15	15	15	15
HS 9	ABD LEYTE	SNB 5	A4	1	1	1	1	1
		HSS 1	A1	14	14	14	14	14
				15*	15	15	15	15
HS 11	ABD WASP	SNB 5	A4		1	1	1	1
		HSS 1	A1	15	14	14	14	14
		HUL 1	A1	2				
				17*	15	15	15	15
PATROL SQDNS LAND PLANE								
VP 5	JACKSONVILLE	P2V 5F	A1	9	12	12	12	12
		P2V 5F	G9	3				
				12*	12	12	12	12
VP 7	BRUNSWICK	P2V 5F	A1	12	12	12	12	12
				12*	12	12	12	12
VP 8	QUONSET PNT	P2V 5F	AJ	1				
		P2V 5F	A1	12	12	12	12	12
				13*	12	12	12	12
VP 10	BRUNSWICK	P2V 5F	A1	10	12	12	12	12
		P2V 5F	G9	3				
				13*	12	12	12	12
VP 11	BRUNSWICK	P2V 7	A1	13	12	12	12	12
				13*	12	12	12	12
VP 16	PORT LYAUTEY	P2V 5F	A1	12	12	12	12	12
				12*	12	12	12	12
VP 18	JACKSONVILLE	P2V 7	A1	12	12	12	12	12
				12*	12	12	12	12
VP 21	BRUNSWICK	P2V 7	A1	10	12	12	12	12
		P2V 5F	A1	2				
				12*	12	12	12	12
VP 23	BRUNSWICK	P2V 7	AJ	1				
		P2V 7	A1	12	12	12	12	12
				13*	12	12	12	12
VP 26	BRUNSWICK	P2V 5F	A1	12	12	12	12	12
				12*	12	12	12	12
PATROL SQDNS SEA PLANE								
VP 44	NORFOLK	P5M 2	A1	8	6	6	6	6
		P5M 1	A1	3	6	6	6	6
				11*	12	12	12	12
VP 45	BERMUDA	P5M 2	A1	5	6	6	6	6
		P5M 1	A1	6	6	6	6	6
				11*	12	12	12	12
VP 49	BERMUDA	P5M 2	A1	6	6	6	6	6
		P5M 1	A1	6	6	6	6	6
		P5M 1	EJ	1				
				13*	12	12	12	12
VP 56	NORFOLK	P5M 2	A1	8	6	6	6	6
		P5M 1	AJ	1				
		P5M 1	A1	4	6	6	6	6
				13*	12	12	12	12
PATROL SQDNS AIRSHIP								
ZP 2	GLYNCO	SNB 5	A4	1	2	2	2	2
		SNB 5	A6	1				
		ZS2G 1	A1	4	6	6	6	6
		ZS2G 1	C9	1				
		ZS2G 1	G6	1				
				8*	8	8	8	8
ZP 3	LAKEHURST	SNB 5	A4	3	3	3	3	3
		ZPG 2	AJ	3				
		ZPG 2	A1	3	4	4	4	4
				9*	7	7	7	7

DECLASSIFIED

TOTAL PROGRAM & NON-PROGRAM AIRCRAFT

TABLE 2 LOCATION OF AIRCRAFT INVENTORY AND PLANNED OPERATING ASSIGNMENTS

BY COMMAND AND UNIT

31 MARCH 1958

LANT UNIT	LOCATION	MODEL	INVENTORY STATUS	INVENTORY NO. OF A/C	PLANNED ASSIGNMENTS 30 JUN 1958	30 SEP 1958	31 DEC 1958	31 MAR 1959
MINING SQDNS LAND PLANE								
VAH 1	JACKSONVILLE	A3D 1	A1	13	12	12	12	12
				13*	12	12	12	12
VAH 3	ABD ROOSEVLT	A3D 1	A1	6				
		A3D 1	A4		12	12	12	12
		A3D 1	G9	4				
				10*	12	12	12	12
MINING SQDNS SEA PLANE								
VAHM 13	MALTA	P2V 5F	AJ	1				
		P2V 5F	A1	11	12	12	12	12
				12*	12	12	12	12
FLEET AIR EARLY WARNING SQDNS								
VW 2	PTXNT RIVER	WV 2	A2	9	12	12	12	12
		WV 2	D9	2				
		R7V 1	A2	1				
				12*	12	12	12	12
DET B	COPODICHINO	WV 2	A2	1				
				1*				
VW 4	JACKSONVILLE	WV 3	A2	3	6	6	6	6
		WV 3	D9	1				
		WV 2	A2	5	6	6	6	6
		WV 2	D9	1				
		R7V 1	A2	1				
				11*	12	12	12	12
BARRIER SQDNS DISTANT WARNING								
VW 11	PTXNT RIVER	WV 2	A2	16	12	12	12	12
		WV 2	A5	2				
		R7V 1	A5	2	1	1	1	1
				20*	13	13	13	13
VW 15	ARGENTIA	WV 2	A2	11	12	12	12	12
		WV 2	D9	2				
		WV 2	G5	1				
		R7V 1	A5		2	2	2	2
				14*	14	14	14	14
BARRIER SQDNS CONTIGUOUS								
ZW 1	LAKEHURST	R4D 5 6	A2		1	1	1	1
		R4D 5	A4	1				
		SNB 5	A4	1	1	1	1	1
		ZPG 2W	A1	3				
		ZPG 2W	A2	1	3	3	3	3
				6*	5	5	5	5
HELICOPTER RECONNAISSANCE SAR SQDNS								
HU 2	LAKEHURST	SNB 5	A4	1	1	1	1	1
		HO4S 3	AK	1				
		HO4S 3	A2	2	1			
		HRS 3	A2		2	2	2	2
		HUK 1	A2		5	8	11	12
		HUL 1	AK	1				
		HUL 1	A2	3	9	8	6	6
		HUP 2	AK	1				
		HUP 2	A2	11	25	25	23	23
		HTL 5	A2	9	3	3	2	2
				29*	46	47	45	46
DET 1	NORFOLK	HUL 1	A2	2				
		HUP 2	A2	3				
		HTL 5	A2	1				
				6*				
DET 20	ABD ALBANY	HUP 2	A2	1				
				1*				
DET 23	ABD DESMOINS	HUP 2	A2	1				
				1*				
DET 27	ABD SALEM	HUP 2	A2	1				
				1*				
DET 33	ABD INTREPID	HUP 2	A2	1				
				1*				
DET 34	ABD CHMPLAIN	HUP 2	A2	1				
				1*				
DET 37	ABD ROOSEVLT	HUP 2	A2	1				
				1*				
DET 43	ABD SARATOGA	HUP 2	A2	1				
				1*				
HU 2 DET 45	ABD ESSEX	HUP 2	A2	1				
				1*				
DET 48	ABD WASP	HUP 2	A2	1				
				1*				
DET 51	ABD LEYTE	HUP 2	A2	1				
		HUP 2	Y	1				
				2*				
DET 69	ABD GLACIER	HRS 3	A2	2				
				2*				
DET 75	ABD MAURY	HRS 3	A2	1				
				1*				
DET 76	ABD TANNER	HRS 3	A2	1				
		HUL 1	A2	1				
				2*				
DET 79	ABD NEPTUNE	HRS 3	A2	1				
				1*				
DET 89	ABD TRUCKEE	HRS 3	A2	1				
				1*				
DET 90	ABD NEOSHO	HUL 1	A2	1				
				1*				
DET 94	ABD MTMCKNLY	HUL 1	A2	1				
				1*				
MARINE HEADQUARTERS SQDNS								
MARS MWSG 27	CHERRY POINT	F9F 8	A1		3	3	3	3
		F9F 5	A1	2				
		FJ 3	A1	4	3	3	3	3
		FJ 3	B	1				
		FJ 3	G9	1				
		F9F 8P	AJ	3				
		F9F 8P	A1	1				
		AD 6	A1		3	3	3	3
		AD 5	A2	1				
		AD 5N	A1	1				
		AD 5N	A2	1				
		R5D 2 3	A2		2	2	2	2
		R5D 3	A2	2				
		R5D 2	A2	1				
		TV 2	AM	1				
		TV 2	A4	1	3	3	3	3
		JRB 4	A4	2				
		SNB 5	A4	1	1	3	3	3
		SNB 4	A4		1	1	1	1
				23*	16	18	18	18
H&MS 14	EDENTON	A4D 2	A1		4	4	4	4
		AD 6	A1		2	2	2	2
		AD 5	A1	1				
		AD 4B	A1	1				
		AD 5N	A2	2				
		R4D 5 6	A2		2	2	2	2
		R4D 6	A2	1				
		R4D 5	A2	1				
		TV 2	AM	1				
		TV 2	A4	1	2	2	2	2
		HRS 3	A2			2	2	2
				8*	10	12	12	12
H&MS 24	CHERRY POINT	F3D 2	A1		4	4		
		F4D 1	A1				4	4
		F9F 8B	A1	4				
		AD 6	A1		2	2	2	2
		R4D 8	A2	1	1	1	1	1
		R4D 5 6	A2		1	1	1	1
		R4D 6	A2	2				
		TV 2	A4		2	2	2	2
		HRS 3	A2			2	2	2
				7*	10	12	12	12
H&MS 26	NEW RIV JAX	R4D 8	AK	1				
		R4D 8	A2		2	2	2	2
		HRS 3	A2				2	2
				1*	2	2	4	4
H&MS 31	MIAMI	FJ 3	A1	4				
		FJ 3	B	2				
		FJ 3	G9	1				
		AD 5	A1	1				
		AD 5	A2	1				
		AD 4B	A1	1				
		R4D 8	A2	4	2			
		TV 2	A4	2				
		SNB 4	A4	1				
				17*	2			
H&MS 32	CHERRY POINT	FJ 3	A1	3	4	4	4	4
		FJ 3	G9	1				
		AD 6	A1		2	2	2	2
		R4D 8	A2	1	1	1	1	1
		R4D 6	A2	1				
		TV 2	A4	2	2	2	2	2
		HRS 3	A2			2	2	2
				8*	9	11	11	11

[redacted]

DECLASSIFIED

TOTAL PROGRAM & NON-PROGRAM AIRCRAFT

TABLE 2 LOCATION OF AIRCRAFT INVENTORY AND PLANNED OPERATING ASSIGNMENTS

BY COMMAND AND UNIT

31 MARCH 1958

LANT UNIT	LOCATION	MODEL	INVENTORY STATUS	INVENTORY NO. OF A/C	PLANNED ASSIGNMENTS 30 JUN 1958	30 SEP 1958	31 DEC 1958	31 MAR 1959
MARINE FIGHTER SQDNS								
VMF 122	GTMO BAY	F8U 1	A1	21	20	20	20	20
		FJ 3	A1	9				
		FJ 3	G9	1				
				31*	20	20	20	20
VMF 235	BEAUFORT	F8U 1	A1				20	20
		FJ 3M	A1	23	24	24		
		FJ 3M	G9	1				
				24*	24	24	20	20
VMF 251	MIAMI	FJ 3	A1	22				
		FJ 3	G9	2				
				24*				
VMF 333	MIAMI	FJ 3	A1	23	24	24		
		FJ 3	G9	1				
		FJ 3M	A1				24	24
				24*	~~24~~	24	~~24~~	~~24~~
VMF 312	BEAUFORT	FJ 3	A1	6				
		FJ 3	G9	1				
		FJ 3M	A1	18	24	24	24	24
		FJ 3M	G9	4				
				29*	24	24	24	24
MARINE FIGHTER ALL WEATHER SQDNS								
VMFAW 114	CHERRY PNT	F4D 1	A1	20	20	20	20	20
				20*	20	20	20	20
VMFAW 531	CHERRY POINT	F3D 2	A1	15				
		F4D 1	A1	5	20	20	20	20
		TV 2	A1	2				
				22*	20	20	20	20
MARINE ATTACK SQDNS								
VMA 211	EDENTON	A4D 2	A1	20	20	20	20	20
				20*	20	20	20	20
VMA 225	EDENTON	A4D 2	A1		20	20	20	20
		AD 6	AJ	1				
		AD 6	A1	23				
		AD 4B	AJ	1				
				25*	20	20	20	20
VMA 324	ROOSEVLT RDS	A4D 2	A1				20	20
		AD 6	A1	23	24	24		
				23*	24	24	20	20
VMA 331	MIAMI	AD 5	A1	21				
				21*				
VMA 332	MIAMI	AD 6	A1		24	24	24	24
				*	24	24	24	24
VMA 533	CHERRY POINT	F9F 8	AJ	1				
		F9F 8	A1	4				
		F9F 8B	AJ	2				
		F9F 8B	A1	12	20	20	20	20
				19*	20	20	20	20
MARINE COMPOSITE PHOTOGRAPHIC SQDNS								
VMCJ 2	CHERRY POINT	F3D 2Q	A2	6	9	9	9	9
		F9F 8P	A2	11	9	9	9	9
		AD 5W	A2	4				
				21*	18	18	18	18

LANT UNIT	LOCATION	MODEL	INVENTORY STATUS	INVENTORY NO. OF A/C	PLANNED ASSIGNMENTS 30 JUN 1958	30 SEP 1958	31 DEC 1958	31 MAR 1959
MARINE TRANSPORT SQDNS								
VMR 153	CHERRY POINT	R4Q 2	A2	13	15	15	15	15
				13*	15	15	15	15
VMR 252	CHERRY POINT	R4Q 2	A2	13	15	15	15	15
				13*	15	15	15	15
VMR 353	MIAMI	R4Q 2	A2	15	15	15	15	15
				15*	15	15	15	15
MARINE HELICOPTER TRANSPORT SQDNS								
HMRL 261	NEW RIV JAX	HUS 1	AK	1				
		HUS 1	A1	1				
		HUS 1	A2	19	20	20	20	20
		HUS 1A	A2	3	4	4	4	4
				24*	24	24	24	24
HMRL 262	NEW RIV JAX	HRS 3	A2	16	20	14	9	5
		HUS 1	A2		4	9	13	17
		HUS 1A	A2			1	2	2
				16*	24	24	24	24
HMRL 263	NEW RIV JAX	HOK 1	A2		12	12	12	12
		HRS 3	AK	1				
		HRS 3	A1	1				
		HRS 3	A2	16	12	12	12	12
				18*	24	24	24	24
HMRM 461	ABD CHMPLAIN	HR2S 1	AK	1				
		HR2S 1	A2	10	15	14	14	14
		HR2S 1	G5	3				
				14*	15	14	14	14
MARINE OBSERVATION SQDNS								
VMO 1	NEW RIV JAX	OE 2	A2	8	6	6	6	6
		OE 1	AK	1				
		OE 1	A2	6	6	6	6	6
		HOK 1	AK	3				
		HOK 1	A2	15				
				33*	12	12	12	12
OPERATIONAL DEVELOPMENT SQDNS								
VX 1	KEY WEST	S2F 2	A9	2	2	2	2	2
		P2V 7	A9	3	3	3	3	3
		P5M 2	A9	1	2	2	2	2
		SNB 5	A6	1	2	2	2	2
		SNB 5	A9	1				
		SNB 5P	A9	1				
		HSS 1	A9	2	3	3	3	
		HSS 1N	A9					3
		ZS2G 1	A9	1	1	1	1	1
		ZPG 2	A9	1	2	2	2	2
		ZPG 2	G9	1				
				14*	15	15	15	15
VX 3	ATLANTIC CTY	F8U 1	A9	7	6	6	6	6
		F3H 2	A9			6	6	6
		F4D 1	A9	5	6			
		F4D 1	G9	1				
		AD 6	A9	2				
		R4D 8	A8	1				
		R4D 8	A9		1	1	1	1
		TV 2	AR	2				
		TV 2	A9		2	2	2	2
		SNB 5	A6	1				
		SNB 5	A8	1	1	1	1	1
				20*	16	16	16	16

[redacted]

DECLASSIFIED

TOTAL PROGRAM & NON-PROGRAM AIRCRAFT

TABLE 2 LOCATION OF AIRCRAFT INVENTORY AND PLANNED OPERATING ASSIGNMENTS

BY COMMAND AND UNIT

31 MARCH 1958

LANT UNIT	LOCATION	MODEL	INVENTORY STATUS	INVENTORY NO. OF A/C	PLANNED ASSIGNMENTS 30 JUN 1958	30 SEP 1958	31 DEC 1958	31 MAR 1959
VX 6	QUONSET PNT	P2V 7	A9	1	4	4	4	4
		R7V 1	A9		1	1	1	1
		R5D 2 3	A9		2	1	1	1
		R5D 3	A9	2				
		R4D 8	AR	2				
		R4D 8	A9		4	4	4	4
		R4D 5 6	A9		4	4	4	4
		R4D 6	AR	1				
		R4D 5	AR	1				
		R4D 5	A9	2				
		UC 1	AR	4				
		UC 1	A9	4	6	5	3	2
		HO4S 3	AR	1				
		HRS 1	A9	1	1	1		
		HUS 1A	A9	3	3	3	3	3
				22*	25	23	20	19
FLEET ALL WEATHER TRAINING UNITS								
FAWTULANT	KEY WEST	F3D 2T2	AM	1				
		F3D 2T2	A4	13				
		F4D 1	A4	5				
		TV 2	A4	4				
		R4D 6S	A4	1				
				24*				
DET A	JACKSONVILLE	TV 2	AM	1				
		TV 2	A4	15				
		F9F 8T	AM	1				
		F9F 8T	A4	9				
		T 28B	A4	5				
				31*				
DET B	OCEANA	TV 2	AM	1				
		TV 2	A4	10				
		F9F 8T	A4	8				
		T 28B	A4	3				
				22*				
FLEET AIRCRAFT SERVICE SQDNS								
FASRON 2	QUONSET PNT	F9F 8	A6		1	1	1	1
		F9F 5	A6	2				
		A4D 1	G9	1				
		AD 4B	A6	1	1	1	1	
		TV 2	A6	1	1	1	1	1
		SNB 5	A6	1	1	1	1	1
				6*	4	4	4	3
FASRON 3	NORFOLK	F11F 1	G5	4				
		F9F 8B	B	1				
		AD 5	A6	1	3	4	4	4
		R4Y 1	A2	1	1	1	1	1
		TF 1	A2	5	4	4	4	4
		TV 2	A6	2	2	2	2	2
		SNB 5	A6	11	10	10	10	10
		T 28B	A6	2	2	2	2	2
				27*	22	23	23	23
FASRON 5	OCEANA	F11F 1	A6		3	3	3	3
		F11F 1	G9	2				
		F9F 8			2	2	2	2
		F3H 2M	G5	2				
		FJ 3	AO	2				
		FJ 3	B	2				
		FJ 3	G5	7				
		FJ 3	G9	1				
		FJ 3M	A6	1				
		A4D 1	G5	1				
		F9F 8B	AO	1				
		SNB 5	A6	2	2	2	2	2
				21*	7	7	7	7
FASRON 6	JACKSONVILLE	F9F 8	A6		2	2	2	2
		F9F 5	A6	1				
		FJ 3	A6	1				
		FJ 3M	G5	1				
		F2H 4	G5	2				
		F3H 2N	Y	1				
		A4D 1	Y	1				
		F9F 8B	A6	2				
		R4Y 1	A2		1	1	1	1
		R4Y 1	A6	1				
		TF 1	A2	1	3	3	3	3
		TF 1	A6	1				
		TV 2	A6		2	2	2	2
		SNB 5	AO	1				
		SNB 5	A6	3	3	3	3	3
		HOK 1	A6	1				
				17*	11	11	11	11
FASRON 9	CECIL FIELD	F8U 1	A1	1				
		F9F 8	A6	1	1	1	1	1
		F9F 5	A6	1				
		FJ 3	A1	1				
		FJ 3	B	1				
		FJ 3	G5	1				
		F2H 4	HO	1				
		F9F 8B	A6	1				
		AD 5	A6	1	1	1		
		TV 2	A6		1	1	1	1
		SNB 5	A6	4	3	3	3	3
				13*	6	6	5	5
FASRON 51	SANFORD	F9F 8	A6	2	2	2	2	2
		F9F 5	A6	1				
		F9F 8B	A6	2				
		AD 4B	A6		1	1		
		AD 5N	A6	1				
		TV 2	A6	1	1	1	1	1
		SNB 5	A6	1	2	2	2	2
				8*	6	6	5	5
FASRON 101	QUONSET PNT	R4D 5	A2	1				
		SNB 5	A8	1				
				2*				
FASRON 102	NORFOLK	S2F 1	A4		2	2	2	2
		S2F 1	A5	2				
		P5M 2	G9	1				
		P5M 2	H6	1				
		P5M 1	B	1				
		R5D 4R	A9	1				
		R5D 3Z	A2	1				
		R4D 5 6	A2		1	1	1	1
		R4D 6	H6	1				
		R4D 5	A5	1				
		R4D 5	B	2				
		R4D 5	H6	1				
		R4Y 1	A2	2	2	2	2	2
		UF 1	A2	3				
		SNB 5	A6	1	2	2	2	2
				18*	7	7	7	7
FASRON 104	PORT LYAUTEY	FJ 3M	G5	1				
		AD 6	B	1				
		AD 5N	G5	1				
		AD 5W	B	1				
		R4D 8	A2	1	1	1	1	1
		SNB 5	A6	2	2	2	2	2
				7*	3	3	3	3
FASRON 105	ROOSEVLT RDS	UF 1	A2	1	1	1	1	1
				1*	1	1	1	1
FASRON 106	ARGENTIA	R5D 2 3	A2		1	1	1	1
		R5D 2	A2	1				
		SNB 5	A6	1	1	1	1	1
				2*	2	2	2	2
FASRON 107	ICELAND	UF 1	A2	1	1	1	1	1
				1*	1	1	1	1
FASRON 108	BRUNSWICK	R4D 6	A2	1				
		SNB 5	A6	1	1	1	1	1
				2*	1	1	1	1
FASRON 109	JACKSONVILLE	R4D 5 6	A2		1	1	1	1
		R4D 6	H6	1				
		R4D 5	B	2				
		SNB 5	A6	1	1	1	1	1
		R4D 6S	A2	1				
				5*	2	2	2	2
FASRON 111	BERMUDA	UF 1	A2	2	2	2	2	2
				2*	2	2	2	2
FASRON 121	CHINCOTEAGUE	UF 1	A6	1				
		SNB 5	A6	1	1	1	1	1
				2*	1	1	1	1
FASRON SPEC 200	LONDON	R5D Z	A2		1	1	1	1
		R5D 2Z	A2	1				
		R4D 8	A2	2	2	2	2	2
		R4D 5 6	A2		1	1	1	1
		R4D 6	A2	1				
		R4D 5	A6	1				
		SNB 5	A6	3	3	3	3	3
				8*	7	7	7	7
FASRON SPEC 201	MALTA	R4D 8	A2	1	1	1	1	1
				1*	1	1	1	1

TOTAL PROGRAM & NON-PROGRAM AIRCRAFT

DECLASSIFIED

TABLE 2 LOCATION OF AIRCRAFT INVENTORY AND PLANNED OPERATING ASSIGNMENTS

BY COMMAND AND UNIT

31 MARCH 1958

LANT UNIT	LOCATION	MODEL	INVENTORY STATUS	INVENTORY NO. OF A/C	PLANNED ASSIGNMENTS 30 JUN 1958	30 SEP 1958	31 DEC 1958	31 MAR 1959
FLEET UTILITY AND DRONE CONTROL SQDNS								
VU 2	QUONSET PNT	FJ 3	A1	1				
		FJ 3	A8	4	5	5	5	5
		JD 1	AQ	1				
		JD 1	A8	7	8	8	8	8
		SNB 5	A8	1	1	1	1	1
				14*	14	14	14	14
VU 4	CHINCOTEAGUE	F9F 5	A8	3				
		FJ 3	A8		4	4	4	4
		F9F 6D	A8	9				
		FJ 3D1	A8		7	7	7	7
		P2V 5FD	A8	1	1	1	1	1
		UF 1	A2		1	1	1	1
		UF 1	A8	1				
		JD 1	A8	5	5	5	5	5
		JD 1D	A8	5	2	3	3	3
		SNB 5	A8	1	1	1	1	1
		T 28B	A8	1				
		T 28BD	A8	3	4	4	4	
		HUS 1	A8	1				
		HUS 1A	A8		1	1	1	1
		F6F 5K	AQ	1				
		F6F 5K	A8	13				
		F6F 5K	B	2				
				46*	26	27	27	23
VU 6K	NORFOLK	SNB 5	A8	1	1	1	1	1
				1*	1	1	1	1
VU 10	GTMO BAY	F9F 6	A8	2				
		FJ 3	A8	6	5	5	5	5
		F6F 5	A8	4	4			
		F9F 6D			7	7	7	7
		F9F 8B	A8	2	2	2	2	2
		UF 1	A2		1	1	1	1
		UF 1	A8	1				
		JD 1	A8	5	8	8	8	8
		JD 1D	A8	2	2	3	3	3
		SNB 5	A4	1				
		SNB 5	A8	1	2	2	2	2
		F6F 5K	A8	10				
				34*	31	28	28	28
VU 10 DET	JACKSONVILLE	JD 1	A8	2				
		JD 1D	A8	1				
				3*				
MILITARY AIR TRANSPORT SQDNS								
VR 3	MCGUIRE AFB	R6D 1	A7	12	12			
				12*	12			
VR 6	MCGUIRE AFB	R6D 1	A7	11	12			
				11*	12			
VR 22	NORFOLK	R6D 1	A2	10	11			
				10*	11			
FLEET TACTICAL SUPPORT SQDNS								
VR 1	PTXNT RIVER	R6D 1	A2	1	2	2	2	2
		R5D 4R	A2		1	1	1	1
		R6D 1Z	A2	2	3	3	3	3
		R5D Z	A2		1	1	1	1
		R5D 2Z	A2	1				
		R4Y 1	A2	12	12	12	12	12
				16*	19	19	19	19
VR 24	PORT LYAUTEY	R5D 2 3	A2		6	6	6	6
		R5D 3	A2	5				
		R5D 2	A2	1				
		TF 1	A2		7	7	7	7
				6*	13	13	13	13
DET	NAPLES	TF 1	A2	6				
		TF 1	G6	1				
				7*				
VRF 31	NORFOLK	R4D 8	A2	2	2	2	2	2
		SNB 5	A2	1	1	1	1	1
				3*	3	3	3	3
HEAVY ATTACK TRAINING UNIT								
HATU	SANFORD	F9F 8	A6		2	2	2	2
		P2V 3B	A5	5	9	9	8	8
		R4D 5S	A5	1				
				6*	11	11	10	10
FLEET BASES OVERSEAS								
NAVSTA	ARGENTIA	UF 1	A2	2	2	2	2	2
		HO4S 3	A2	1	1	1	1	1
				3*	3	3	3	3
NAF	NAPLES	F2H 4	G5	1				
		F9F 8P	G5	1				
		AD 5	A2	2	2	2	2	2
		R6D 1Z	A2	1	1	1	1	1
		R4D 8	A2	2	2	2	2	2
		R4D 6	A2	1				
		UF 1	A2	1	1	1	1	1
		JD 1	A2	3	2	2	2	2
		SNB 5	AO	1				
		SNB 5	A6	5	5	5	5	5
				18*	13	13	13	13
NAF	LAGES	UF 1	A2	1	1	1	1	1
				1*	1	1	1	1
HDQTRS CMEF	DHAHRAN AFB	R4D 8	A2	1	1	1	1	1
				1*	1	1	1	1
NAF ADV BASE	PORT LYAUTEY	R4D 5 6	A2		1	1	1	1
		UF 1	A2	1	1	1	1	1
		SNB 5	A6	1	1	1	1	1
		HUP 2	A2	1	1	1	1	1
				3*	4	4	4	4
NAS	ROTA	R4D 8	A2		1	1	1	1
		R4D 8	A8	1				
		R4D 5 6	A6		1	1	1	1
		R4D 5	A8	1				
		HUP 2	A2		1	1	1	1
				2*	3	3	3	3
CV AND AV UTILITY AIRCRAFT								
CVA 9 ESSEX	NORFOLK	AD 5	A6		1	1	1	1
		TF 1	A6	1	1	1	1	1
				1*	2	2	2	2
CVA11 INTREPID	QUONSET PNT	AD 5	A6	1	1	1	1	1
		TF 1	A6	1	1	1	1	1
				2*	2	2	2	2
CVA15 RANDOLPH	NORFOLK	AD 5	A6		1	1	1	1
		TF 1	A6	1	1	1	1	1
				1*	2	2	2	2
CVS32 LEYTE	NORFOLK	TF 1	A6	1	1	1	1	1
		SNB 5	A6	1				
				2*	1	1	1	1
CVS36 ANTIETAM	NEW YORK	SNB 5	A6	1				
				1*				
CVS 39 CHMPLAIN	MAYPORT	AD 5N	A6	1				
		TF 1	A6	1	1	1	1	1
				2*	1	1	1	1
CVA40 TARAWA	NEWPORT	TF 1	A6	1	1	1	1	1
		SNB 5	A6	1				
				2*	1	1	1	1
CVA 42 FDR	MAYPORT	AD 5	A6		1	1	1	1
		TF 1	A6	1	1	1	1	1
				1*	2	2	2	2
CVA59 FORRESTAL	NORFOLK	AD 5	A6		1	1	1	1
		AD 4Q	A6	1				
		TF 1	A6		1	1	1	1
		TF 1	G9	1				
		SNB 5	A6	1				
				3*	2	2	2	2
CVA 60 SARATOGA	NEW YORK	AD 5	A6		1	1	1	1
		TF 1	A6	1	1	1	1	1
				1*	2	2	2	2
CVA 61 RANGER	NEWPORT NEWS	TF 1	A6	1				
		SNB 5	A6	1				
				2*				
CVS45 VALY FRG	NORFOLK	TF 1	A2	1				
		TF 1	A6		1	1	1	1
				1*	1	1	1	1
CVA 18 WASP	NORFOLK	TF 1	A6	1	1	1	1	1
				1*	1	1	1	1
USS ALBERMARLE	NORFOLK	SNB 5	A6	1				
				1*				

DECLASSIFIED

[redacted]

TOTAL PROGRAM & NON-PROGRAM AIRCRAFT

TABLE 2 LOCATION OF AIRCRAFT INVENTORY AND PLANNED OPERATING ASSIGNMENTS

BY COMMAND AND UNIT

31 MARCH 1958

LANT UNIT	LOCATION	MODEL	INVENTORY STATUS	INVENTORY NO. OF A/C	PLANNED ASSIGNMENTS 30 JUN 1958	30 SEP 1958	31 DEC 1958	31 MAR 1959
MARINE AIR FMF & FORCE AVIATION HDQTR SQDNS								
H&HS AFMFLNT	NORFOLK	F9F 8	A2		3	3	3	3
		F9F 8P	A6	2				
		R4D 8	A2	1	1	1	1	1
		R4Y 1	A2	1	1	1	1	1
		TV 2	A6	2	1	1	1	1
		SNB 5	A6	2	2	2	2	2
				8*	8	8	8	8
MARTRAREPLGRU20	CHERRY POINT	AD 5N	A5	1				
		R5D 2 3	A2		1	1	1	1
		R5D 3	A5	1				
		R4D 8	A2	1				
		R4D 8	A5	1				
				4*	1	1	1	1
MARINE FLEET TRAINING SQDNS								
VMFT 20	PTXNT RIVER	FJ 3	A4	17	12	6	6	6
		FJ 3	G9	2				
				19*	12	6	6	6
VMAT 20	CHERRY POINT	F9F 8B	A4	11				
				11*				
VMFTAW 20	CHERRY POINT	F3D 2	A4	4	4	4	4	4
		F3D 2T2	A4	8	8	8	8	8
				12*	12	12	12	12
VMIT 20	CHERRY POINT	TV 2	AM	2				
		TV 2	A4	8	8	8	8	8
		F9F 8T	AM	1				
		F9F 8T	A4	1	2	2	2	2
				12*	10	10	10	10
TENTH NAVAL DISTRICT								
NAS 10 NAVDST	TRINIDAD	UF 1	A2		1	1	1	1
		UF 1	A8	1				
				1*	1	1	1	1
NAS 10 NAVDST	GTMO BAY	UF 1	A2	2	2	2	2	2
		SNB 5	A6	1	1	1	1	1
		HUP 2	A2	1	1	1	1	1
				4*	4	4	4	4
NAS 10 NAVDST	ROOSEVLT RDS	R4D 8	AP	1				
		R4D 8	A2		1	1	1	1
		R4Y 1	A2	1	1	1	1	1
		UF 1	A2	1	2	2	2	2
		UF 1	A8	2				
		SNB 5	A6	1	1	1	1	1
		HUP 2	A2	1	1	1	1	1
				7*	6	6	6	6

LANT UNIT	LOCATION	MODEL	INVENTORY STATUS	INVENTORY NO. OF A/C	PLANNED ASSIGNMENTS 30 JUN 1958	30 SEP 1958	31 DEC 1958	31 MAR 1959
NAVAL ATTACHES AND MISSIONS LANT								
ATT ATHENS	GREECE	UF 1	A8	1	1	1	1	1
				1*	1	1	1	1
ATT BAGHDAD	IRAQ	R4D 5 6	A8		1	1	1	1
		R4D 6	A8	1				
				1*	1	1	1	1
ATT CAIRO	EGYPT	R4D 5 6	A8		1	1	1	1
		R4D 6	A8	1				
				1*	1	1	1	1
ATT COPENHAGEN	DENMARK	R4D 5	A8	1				
				1*				
ATT MEXICO CTY	MEXICO	R4D 5 6	A8		1	1	1	1
		R4D 6	A8	1				
				1*	1	1	1	1
ATT NEW DELHI	INDIA	R4D 5 6	A8		1	1	1	1
		R4D 5	A8	1				
				1*	1	1	1	1
ATT OSLO	NORWAY	UF 1	A8	1	1	1	1	1
				1*	1	1	1	1
ATT TEHRAN	IRAN	R4D 5 6	A8		1	1	1	1
		R4D 6	F6	1				
				1*	1	1	1	1
MISSION ANKARA	TURKEY	R4D 5 6	A8		1	1	1	1
		R4D 6	A8	1				
				1*	1	1	1	1
MISSION BOGOTA	COLOMBIA	R4D 5 6	A8		1	1	1	1
		R4D 6	A8	2				
				2*	1	1	1	1
MISSION HAVANA	CUBA	SNB 5	A8	1	1	1	1	1
				1*	1	1	1	1
MISSION LIMA	PERU	R4D 5 6	A8		1	1	1	1
		R4D 5	A8	1				
				1*	1	1	1	1
MISSION QUITO	ECUADOR	R4D 5 6	A8		1	1	1	1
		R4D 6	A8	1				
				1*	1	1	1	1
MISSION RIO DJ	BRAZIL	R4D 5 6	A8			1	1	1
		R4D 6R	A8	1	1			
				1*	1	1	1	1
MISSION VLPRSO	CHILE	R4D 5 6	A8		1	1	1	1
		R4D 6	A8	1				
				1*	1	1	1	1
NAV ADV GROUP	BUENOS AIRES	R4D 5 6	A8		1	1	1	1
		R4D 6	A8	1				
				1*	1	1	1	1
				2595	2321	2254	2217	2182

[redacted]

DECLASSIFIED

TOTAL PROGRAM & NON-PROGRAM AIRCRAFT

TABLE 2 LOCATION OF AIRCRAFT INVENTORY AND PLANNED OPERATING ASSIGNMENTS

BY COMMAND AND UNIT

31 MARCH 1958

PAC UNIT	LOCATION	MODEL	INVENTORY STATUS	INVENTORY NO. OF A/C	PLANNED ASSIGNMENTS 30 JUN 1958	30 SEP 1958	31 DEC 1958	31 MAR 1959
CARRIER AIR GROUPS								
CVG 2								
VF 23	ABD HANCOCK	F4D 1	A1	7	14			
		F4D 1	G6	1				
				8*	14			
VF 24	ALAMEDA	F3H 2M	A1	13	12			
		F3H 2M	G9	1				
				14*	12			
VA 26	ABD KEARSRGE	F9F 8	A1	9				
				9*				
VA 63	ALAMEDA	FJ 4B	A1	14	14	14	14	14
				14*	14	14	14	14
VF 64	ALAMEDA	F3H 2	A1	11	14	14	14	14
		F3H 2	G6	2				
				13*	14	14	14	14
VA 65	ALAMEDA	AD 6	A1	13	14	14	14	14
		AD 5	A1	1	1	1	1	1
				14*	15	15	15	15
CVG 5								
VF 51	MIRAMAR	F11F 1	A1	2	14	14	14	14
		FJ 3	A1	7				
		FJ 3	G9	2				
				11*	14	14	14	14
VF 52	ALAMEDA	F2H 3	A1	11	14	12	12	
		F2H 3	G5	3				
				14*	14	12	12	
VF 53	ABD KEARSRGE	FJ 3M	A1	11				
		F3H 2	A1		14	14	14	14
				11*	14	14	14	14
VA 54	MIRAMAR	F9F 8B	A1	9				
				9*				
VA 55	MIRAMAR	FJ 4B	AJ	1				
		FJ 4B	A1	11	12	14	14	14
				12*	12	14	14	14
VA 56	MIRAMAR	F9F 8	A1	12	14			
		FJ 4B	A1			12	14	14
				12*	14	12	14	14
CVG 9								
VF 91	CUBI PNT	F8U 1	A1		14	14	14	14
		FJ 3	A1	10				
		FJ 3	HO	1				
				11*	14	14	14	14
VF 92	ALAMEDA	F2H 3	AJ	1				
		F2H 3	A1	15	14			
		F2H 3	G5	1				
		F2H 3	G6	2				
		F3H 2	A1			10	14	14
				19*	14	10	14	14
VA 93	ABD TICNDRGA	A4D 2	A1		6	14	14	14
		A4D 1	A1	14	8			
				14*	14	14	14	14
VF 94	ABD HORNET	FJ 3M	A1	12	14			
		FJ 3M	G5	1				
		FJ 3M	G9	1				
				14*	14			
VA 95	ABD TICNDRGA	AD 7	AJ	1				
		AD 7	A1	9	14	14	14	14
		AD 5	A1	1				
				11*	14	14	14	14
VA 96	ABD KEARSRGE	AD 7	A1	5				
		AD 6	A1	2				
		AD 6	EN	1				
		AD 5	A1	1				
				9*				
CVG 11								
VF 111	ALAMEDA	F11F 1	A1			12	12	12
		FJ 3M	A1	14	14			
		FJ 3M	G6	1				
		FJ 3M	G9	1				
				16*	14	12	12	12
VF 112	MIRAMAR	F11F 1	A1					14
		F3H 2M	A1	11	12	12		
		F3H 2M	A4	1				
		F3H 2M	G9	1				
				13*	12	12		14
VA 113	ABD SHANGRLA	A4D 2	A1				14	14
		A4D 1	A1	12	14	14		
				12*	14	14	14	14
VF 114	ABD SHANGRLA	F3H 2N	A1	10	14	14	14	14
				10*	14	14	14	14
VA 115	ABD SHANGRLA	AD 7	A1				14	14
		AD 6	A1	14	14	14		
		AD 5	A1	1	1	1		
				15*	15	15	14	14
VA 116	MIRAMAR	FJ 4B	A1	12	12			
				12*	12			
CVG 12								
VF 121	MIRAMAR	F11F 1	A1	11	19	22	22	22
		F3H 2M	A1				12	12
		FJ 3	A1		18	10	14	2
		FJ 3M	A1	3	2	5	4	
		F2H 4	A1	1				
		F2H 4	A4		10	16	16	16
		F3H 2	A1				2	8
		F3H 2N	A1		14	14	14	14
		F3D 2T2	A4		6	6	6	6
		TV 2	A4		10	9	7	5
		F9F 8T	A4		4	4	5	9
				15*	83	86	102	94
VF 122	ABD TICNDRGA	F3H 2N	AJ	1				
		F3H 2N	A1	7				
				8*				
VF 123	MIRAMAR	F9F 8	A1	9				
		F3H 2	A1	5				
				14*				
VF 124	MIRAMAR	F8U 1	A1		22	16	22	22
		F3H 2M	A1				12	12
		FJ 3	A1		18	9	13	2
		FJ 3M	A1		2	6	4	
		F3H 2	A1				2	8
		F3H 2N	A1	10	14	14	14	14
		F3D 2T2	A4		6	6	6	6
		TV 2	A4		10	9	7	5
		F9F 8T	A4		4	4	5	9
				10*	76	64	85	78
VA 125	MIRAMAR	F9F 8	A1		6	16	4	
		A4D 1	A1		11	22	36	48
		F9F 8B	A1		10			
		AD 7	A1	4	9	30	16	16
		AD 6	A1	11	18		19	
		AD 5	A1	1	1	1	1	1
		TV 2	A4		10	8	7	5
		F9F 8T	A4		4	4	5	9
				16*	69	81	88	79
VA 126	MIRAMAR	F9F 8	A1	8	7	17	6	
		FJ 4B	A1	2	19	22	22	22
		F9F 8B	A1	1	9			
		T 28B	A4		10	10	10	10
				11*	45	49	38	32
CVG 14								
VF 141	MIRAMAR	F4D 1	A1	10	14	14	14	14
				10*	14	14	14	14
VF 142	MIRAMAR	F8U 1	A1	11	14	14	14	14
				11*	14	14	14	14
VF 143	MIRAMAR	F8U 1	A1	11				
				11*				
VF 144	MIRAMAR	F9F 8	A1	13	14			
		FJ 4B	A1			14	14	14
				13*	14	14	14	14
VA 145	MIRAMAR	AD 6	A1	14	14	14	14	14
		AD 5	A1	1	1	1	1	1
				15*	15	15	15	15
VA 146	MIRAMAR	FJ 4B	A1	14	14	14	14	14
				14*	14	14	14	14

DECLASSIFIED

TABLE 2 LOCATION OF AIRCRAFT INVENTORY AND PLANNED OPERATING ASSIGNMENTS

BY COMMAND AND UNIT

31 MARCH 1958

PAC UNIT	LOCATION	MODEL	INVENTORY STATUS	INVENTORY NO. OF A/C	PLANNED ASSIGNMENTS 30 JUN 1958	30 SEP 1958	31 DEC 1958	31 MAR 1959
CVG 15								
VA 151	ABD BENINGTN	FJ 4B	AJ	1				
		FJ 4B	A1	11	12	12	12	10
				12*	12	12	12	10
VF 152	ABD HORNET	F2H 3	A1	9	14			
		F2H 3	G6	1				
		F4D 1	A1			14	14	14
				10*	14	14	14	14
VA 153	MOFFETT FLD	A4D 2	A1					14
		A4D 1	A1	9	14	14	14	
		A4D 1	G6	2				
				11*	14	14	14	14
VF 154	ABD HANCOCK	F8U 1	A1	12	14	14	14	14
				12*	14	14	14	14
VA 155	ABD HANCOCK	A4D 2	A1			14	14	14
		AD 7	A1	14	14			
		AD 5	A1	1	1			
				15*	15	14	14	14
VA 156	ABD SHANGRLA	F11F 1	A1	12	14	14	14	
				12*	14	14	14	
CVG 19								
VF 191	MOFFETT FLD	F11F 1	A1	14	14	14	14	14
				14*	14	14	14	14
VA 192	MOFFETT FLD	FJ 4B	A1	12	12	12	12	12
				12*	12	12	12	12
VF 193	MOFFETT FLD	F3H 2	A1	13	14	14	14	14
				13*	14	14	14	14
VF 194	ABD KEARSRGE	F2H 3	AJ	4				
		F2H 3	A1	1				
				5*				
VA 195	MOFFETT FLD	AD 6	A1	11	14	14	14	14
		AD 5	A1	1		1	1	1
				12*	14	15	15	15
VA 196	ALAMEDA	AD 6	A1	14	14	14		
		AD 5	A1	1	1	1		
				15*	15	15		
CVG 21								
VF 211	MOFFETT FLD	F8U 1	A1	25	14	14	14	14
				25*	14	14	14	14
VA 212	MOFFETT FLD	FJ 4B	A1	12	12	12	14	14
				12*	12	12	14	14
VF 213	MOFFETT FLD	F4D 1	A1	11	14	14	14	14
				11*	14	14	14	14
VA 214	ABD HORNET	F11F 1	A1				14	14
		F3H 2M	A1			12		
		FJ 4B	A1	14	12			
				14*	12	12	14	14
VA 215	MOFFETT FLD	A4D 2	A1				14	14
		AD 6	A1	13	14	14		
		AD 5	A1	1	1	1	1	1
				14*	15	15	15	15
VA 216	ABD HORNET	AD 7	A1	14	14			
		AD 5	A1		1			
				14*	15			
CARRIER SPECIAL SQDNS PHOTOGRAPHIC								
VFP 61	MIRAMAR	F8U 1P	A1	6	8	11	11	14
		F9F 8P	AJ	3				
		F9F 8P	A1	20	34	31	27	24
		F2H 2P	A1		5			
		F9F 8T	A1	1				
		F9F 8T	A4		1	1	1	1
		SNB 5P	A4	2	1	1	1	1
				32*	49	44	40	40
DET D	ATSUGI	F9F 8P	A1	2				
				2*				
DET G	ABD SHANGRLA	F9F 8P	A1	3				
				3*				
DET J	ABD KEARSRGE	F9F 8P	A1	3				
				3*				
DET K	ATSUGI	F9F 8P	A1	3				
				3*				
DET M	ABD TICNDRGA	F2H 2P	A1	3				
				3*				

PAC UNIT	LOCATION	MODEL	INVENTORY STATUS	INVENTORY NO. OF A/C	PLANNED ASSIGNMENTS 30 JUN 1958	30 SEP 1958	31 DEC 1958	31 MAR 1959
CARRIER SPECIAL SQDNS NIGHT								
VAAW 35	NORTH ISLAND	AD 5N	A1	27	40	37	33	30
		AD 5Q	AJ	1				
		AD 5Q	A1	7	10	13	17	20
		TF 1Q	A1	2	2	2	2	2
		SNB 5	A4	2	2	1	1	1
				39*	54	53	53	53
DET C	ABD SHANGRLA	AD 5N	A1	4				
				4*				
DET D	ABD HANCOCK	AD 5N	A1	4				
				4*				
DET J	ABD KEARSRGE	AD 5N	A1	3				
				3*				
DET K	ABD HORNET	AD 5N	AJ	1				
		AD 5N	A1	2				
				3*				
DET M	ABD TICNDRGA	AD 5N	A1	3				
				3*				
CARRIER SPECIAL SQDNS AIR EARLY WARNING								
VAW 11	NORTH ISLAND	AD 5W	AJ	7				
		AD 5W	A1	37	48	48	48	48
		SNB 5	A4	2	2	1	1	1
				46*	50	49	49	49
DET C	ABD SHANGRLA	AD 5W	A1	3				
				3*				
DET D	ATSUGI	AD 5W	A1	3				
				3*				
DET J	ABD KEARSRGE	AD 5W	AJ	1				
		AD 5W	A1	2				
				3*				
DET M	ABD TICNDRGA	AD 5W	A1	3				
				3*				
DET K	ATSUGI	AD 5W	A1	3				
				3*				
CARRIER SPECIAL SQDNS INTERCEPT								
VFAW 3	MOFFETT FLD	F8U 1	A1	9				
		FJ 3M	A1	2				
		F2H 3	A1		20	22	22	20
		F3D 2T2	A4		10	10	10	10
		F4D 1	A1		15	15	17	31
				11*	45	47	49	61
HEAVY ATTACK SQDNS								
VAH 6	NORTH ISLAND	F9F 8B	A1	4				
		A3D 2	A1	2	7	9	10	12
				6*	7	9	10	12
VAH 8	WHDBY ISLAND	A3D 2	A1	11	12	12	12	12
				11*	12	12	12	12
HATUPAC	WHDBY ISLAND	F3D 2	AN	1				
		F3D 2	A1	1				
		F9F 8B	A4		6	6		
		P2V 3B	A1	1				
		P2V 3B	A5	6	7	7	7	7
		P2V 3B	G9	1				
				10*	13	13	7	7
GUIDED MISSILE GROUP								
GMGRU 1	BARBERS PNT	FJ 3D	A1	5	6	6	6	6
		F9F 5KD	A1	2	2	2	2	2
		F9F 2KD	A1	2				
		TV 3D	AK	1				
		TV 2D	A2	3	4	3	2	2
				14*	12	11	10	10
DET S	NAHA	F9F 5KD	A1		2	2	2	2
		F9F 2KD	A1	2				
				2*	2	2	2	2
DET M	ATSUGI	FJ 3D	A1	2				
				2*				
DET C	BARBERS PNT	FJ 3D	A1	2				
				2*				
DET Z	POINT MUGU	FJ 3D	A1	2	2	2	2	2
		F9F 5KD	A1		1	1	1	1
		F9F 2KD	A1	1				
		TV 2D	A2	2	2	2	2	2
				5*	5	5	5	5

DECLASSIFIED

TOTAL PROGRAM & NON-PROGRAM AIRCRAFT

TABLE 2 LOCATION OF AIRCRAFT INVENTORY AND PLANNED OPERATING ASSIGNMENTS

BY COMMAND AND UNIT

31 MARCH 1958

PAC UNIT	LOCATION	MODEL	INVENTORY STATUS	INVENTORY NO. OF A/C	PLANNED ASSIGNMENTS 30 JUN 1958	30 SEP 1958	31 DEC 1958	31 MAR 1959
ELECTRONIC COUNTER MEASURE SQDNS								
VQ 1	IWAKUNI	A3D 1Q	AO	1				
		A3D 1Q	A1	1	2	2	2	2
		P4M 1Q	AJ	1				
		P4M 1Q	A1	3	4	4	4	4
		P4M 1Q	G9	1				
		P4M 1Q	I9	1				
		TV 2	A4	1				
				8*	6	6	6	6
PHOTOGRAPHIC SQDNS								
VAP 61	AGANA	AJ 2P	AJ	2				
		AJ 2P	A1	3	9	9	9	9
		AJ 2P	G9	2				
		AJ 2P	H9	1				
		AJ 2	A1	1				
		TV 2	A4	1	1	1	1	1
		SNB 5P	A4	1	1	1	1	1
				11*	11	11	11	11
DET U	AGANA	AJ 2P	A1	4				
				4*				
REFUELER SQUADRON								
VAH 16	NORTH ISLAND	AJ 2	AK	3				
		AJ 2	A1	1				
		AJ 2	A2	6	18	16	14	12
		AJ 2	G9	4				
				14*	18	16	14	12
DET J	ABD KEARSRGE	AJ 2	A1	3				
				3*				
DET K	ABD HORNET	AJ 2	A1	4				
				4*				
CARRIER ANTI SUBMARINE SQDNS								
VS 21	ABD PHIL SEA	S2F 2	A1	8	4	4	4	4
		S2F 1	A1	15	16	16	16	16
				23*	20	20	20	20
VS 23	LOS ALAMITOS	S2F 2	A1	7	2	2	2	2
		S2F 1	A1	14	18	18	18	18
		S2F 1	G5	1				
		S2F 1	G9	3				
				25*	20	20	20	20
VS 37	LOS ALAMITOS	S2F 2	A1	5	4	4	4	4
		S2F 1	A1	18	16	16	16	16
		S2F 1	G6	1				
				24*	20	20	20	20
VS 38	NORTH ISLAND	S2F 2	A1	5			4	4
		S2F 1	A1	14	20	20	16	16
		S2F 1	G9	4				
				23*	20	20	20	20
HELICOPTER ANTI SUBMARINE SQDNS								
HS 2	REAM FLD	SNB 5	A4	1	1	1		
		HSS 1	AJ	2				
		HSS 1	A1	13	14	14	14	14
				16*	15	15	14	14
HS 4	REAM FLD	SNB 5	A4	1	1		1	1
		HSS 1	A1	15	14	14	14	14
				16*	15	14	15	15
HS 6	ABD PHIL SEA	SNB 5	A4			1	1	1
		HSS 1	AJ	16				
		HSS 1	A1		12	7	2	
		HSS 1N	A1		2	7	12	16
				16*	14	15	15	17
HS 8	REAM FLD	SNB 5	A4		1	1	1	1
		SNB 5	A6	1				
		HSS 1	A1	10	14	14	14	14
		HSS 1	A2	1				
				12*	15	15	15	15
PATROL SQDNS LAND PLANE								
VP 1	KODIAK	P2V 5F	AJ	1				
		P2V 5F	A1	11	12	11	11	11
				12*	12	11	11	11
VP 2	WHDBY ISLAND	P2V 7	A1	8	12	12	12	11
		P2V 7	G5	3				
				11*	12	12	12	11
VP 4	NAHA	P2V 5F	A1	12	12	12	12	11
				12*	12	12	12	11
VP 6	IWAKUNI	P2V 7	A1					8
		P2V 5F	A1	12	12	11	11	3
				12*	12	11	11	11
VP 9	ALAMEDA	P2V 7	A1	12	12	12	12	11
				12*	12	12	12	11
VP 19	ALAMEDA	P2V 7	A1	11	12	12	12	11
				11*	12	12	12	11
VP 22	BARBERS PNT	P2V 5F	A1	12	8	12	12	11
				12*	8	12	12	11
VP 28	BARBERS PNT	P2V 5F	A1	12	16	12	11	11
				12*	16	12	11	11
PATROL SQDNS SEA PLANE								
VP 40	SANGLEY PNT	P5M 2	A1		12	12	12	12
				*	12	12	12	12
VP 42	NORTH ISLAND	P5M 2	AJ	1				
		P5M 2	A1	11				
		P5M 1	AJ	1				
		P5M 1	A1	8	12	12	12	12
				21*	12	12	12	12
VP 46	NORTH ISLAND	P5M 1	AJ	2				
		P5M 1	A1	10	12	12	12	12
				12*	12	12	12	12
VP 47	ALAMEDA	P5M 2	AJ	1				
		P5M 2	A1	11	12	12	12	12
				12*	12	12	12	12
VP 48	IWAKUNI	P5M 1	A1	12	12	12	12	12
				12*	12	12	12	12
VP 50	WHDBY ISLAND	P5M 2	AJ	4				
		P5M 2	A1	8	12	12	12	12
		P5M 2	G6	1				
		P5M 2	G9	2				
				12*	12	12	12	12
MINING SQDNS LAND PLANE								
VAH 2	WHDBY ISLAND	A3D 2	A1	1	12	12	12	12
		A3D 2	G6	1				
		A3D 2	G9	2				
				4*	12	12	12	12
DET M	ABD TICNDRGA	A3D 2	A1	6				
				6*				
DET X	WHDBY ISLAND	A3D 2	A1	1				
				1*				
VAH 4	WHDBY ISLAND	A3D 2	A1		12	12	12	12
				*	12	12	12	12
DET C	ABD SHANGRLA	A3D 2	A1	4				
				4*				
DET D	ABD HANCOCK	A3D 2	A1	5				
				5*				
DET X	WHDBY ISLAND	A3D 2	A1	3				
				3*				
MINING SQDNS SEA PLANE								
VAHM 10	WHDBY ISLAND	P2V 5F	A1	6	12	12	12	11
		P2V 5F	EJ	6				
				12*	12	12	12	11
FLEET AIR EARLY WARNING SQDNS								
VW 1	AGANA	WV 2	A2	10	12	12	12	12
		WV 2	D9	2				
		R7V 1	A5		1	1	1	1
				12*	13	13	13	13
VW 3	AGANA	WV 3	D9	1				
		WV 2	A2	12	12	12	12	12
		R7V 1	A5		1	1	1	1
				13*	13	13	13	13

TOTAL PROGRAM & NON-PROGRAM AIRCRAFT

TABLE 2 LOCATION OF AIRCRAFT INVENTORY [redacted] OPERATING ASSIGNMENTS

DECLASSIFIED

BY COMMAND AND UNIT

31 MARCH 1958

PAC UNIT	LOCATION	MODEL	INVENTORY STATUS	INVENTORY NO. OF A/C	PLANNED ASSIGNMENTS 30 JUN 1958	30 SEP 1958	31 DEC 1958	31 MAR 1959
BARRIER SQUADRONS DISTANT WARNING								
VW 12	BARBERS PNT	WV 2	A2		13	13	13	13
		R7V 1	A5		1	1	1	1
				*	14	14	14	14
VW 14	BARBERS PNT	WV 2	A2		12	12	12	12
		R7V 1	A5		1	1	1	1
				*	13	13	13	13
AIRBARSRON 2	BARBERS PNT	WV 2	A2	28				
		WV 2	D9	5				
		WV 2	Y	1				
		R7V 1	A5	3	3	3	3	3
		SNB 5	A6	9	2			
				44*	5	3	3	3
HELICOPTER RECONNAISSANCE SAR SQDNS								
HU 1	REAM FLD	SNB 5	A4	1	1	1	1	1
		HRS 3	A2	2	2	2	2	2
		HUS 1A	A2	2	2	2	2	2
		HUL 1	AK	2				
		HUL 1	A2	5	8	8	7	6
		HUP 2	A2	9	33	33	33	33
		HTL 4	A2	6	5	4	4	3
				27*	51	50	49	47
DET 1	OPPAMA	HUP 2	AK	1				
		HUP 2	A2	17				
				18*				
MARINE HEADQUARTERS SQDNS								
MARS 17	IWAKUNI	F9F 8	A1	6	6	6	6	
		AD 6	A2	2	1	1	1	1
		AD 6	B	5				
		OE 1	B	1				
		R5D 2 3	A2		1	1	1	1
		R5D 3	A2	1				
		R4D 8	A2	5	5	5	5	5
		R4D 8	A4	1				
		TV 2	A4	3	3	3	3	2
		TV 2	B	1				
		SNB 5	A4	3	3	1	1	1
				28*	19	17	17	10
MTRG HMS 10	EL TORO	SNB 5	A6	2				
		T 28B	A4	2	2			
				4*	2			
H&MS 11	ATSUGI	FJ 4	A1	6	4	4	4	4
		FJ 4	G9	1				
		F4D 1	A1	2	2	2	4	4
		R4D 8	A2	1	1	1	1	1
		TV 2	A4	2	2	2	2	2
				12*	9	9	11	11
H&MS 12	IWAKUNI	A4D 1	A1	5	2	2	2	2
		AD 6	A1	2	2	2	2	2
		R4D 8	A2	2	1	1	1	1
		TV 2	A4	2	2	2	2	2
				11*	7	7	7	7
H&MS 13	KANEOHE	FJ 4	A1	3	2	2	2	2
		AD 5	A1	2				
		R5D 5R	AZ				1	1
		R5D 4R	A2	1	1	1		
		R4D 3 &	A2		1	1	1	1
		R4D 5	A8	1				
		TV 2	A4	2	2	2	2	2
				9*	6	6	6	6
H&MS 15	EL TORO	FJ 4	A1	1	4	4	4	4
		FJ 4	G9	1				
		AD 5	A1	1				
		R4D 5 6	A2		1	1	1	1
		R4D 8	A2	1				
		TV 2	A4	2	2	2	2	2
				6*	7	7	7	7
H&MS 16	ABD THETIS 8	HOK 1	A1		2	2		
		HRS 3	A1		2	2		
		HRS 3	A2	5				
		HUS 1	A1				3	3
				5*	4	4	3	3
MARS 37	EL TORO	FJ 4	A1	5	3	1	1	1
		FJ 4	G9	2				
		F3D 2M	B	3				
		AD 6	A2	1				
		AD 5	AJ	1				
		AD 5	A1		3	3		
		R5D 4R	A2	1	1	1	1	1
		R4D 8	A2	1	1	1	1	1
		R4D 5 6	A2		3	3	3	3
		R4D 6	A2	1				
		R4D 5	A2	1				
		TV 2	A4	2	3	3	3	2
		SNB 5	A4	2	4	2	2	2
		T 28B	AM	1				
		T 28B	A4	3	4			
				24*	22	14	11	10
H&MS 33	EL TORO	F9F 8B	A1	4	4	4	4	
		AD 5	A1	2				
		R4D 5 6	A2		1	1	1	1
		R4D 6	A2	1				
		TV 2	A4	2	2	2	2	2
		HOK 1	A1	1				
				10*	7	7	7	3
H&MS 36	SANTA ANA	HOK 1	A1	5	4	2	2	2
		HR2S 1	A1				2	6
		HRS 3	A1	1				
		HUS 1A	A1	1	2	2	2	
				7*	6	4	6	8
MARINE FIGHTER SQDNS								
VMF 232	KANEOHE	F8U 1	A1					5
		FJ 4	A1	22	24	24	20	20
				22*	24	24	20	25
VMF 251	EL TORO	F8U 1	A1			20	20	20
				*		20	20	20
VMF 323	ATSUGI	F8U 1	A1				12	20
		FJ 4	A1	20	24	19	8	
		FJ 4	G9	4				
				24*	24	19	20	20
VMF 334	EL TORO	F8U 1	A1	4	20	20	20	20
				4*	20	20	20	20
VMF 451	EL TORO	FJ 4	A1	23	24	24	24	24
		FJ 4	G6	1				
				24*	24	24	24	24
MARINE ALL WEATHER FIGHTER SQDNS								
VMFAW 115	ATSUGI	F4D 1	A1	18	20	20	20	20
		F4D 1	G6	2				
				20*	20	20	20	20
VMFAW 314	EL TORO	F4D 1	A1	22	20	20	20	20
				22*	20	20	20	20
VMFAW 513	ATSUGI	F3D 2	A1	16	20	10		
		F3D 2	EJ	3				
		F3D 2M	AJ	2				
		F3D 2M	A1	2	4			
		F4D 1	A1			10	20	20
				23*	24	20	20	20
VMFAW 542	EL TORO	F3D 2	A1	15	10	3		
		F3D 2	EJ	1				
		F4D 1	A1		10	17	20	20
				16*	20	20	20	20
MARINE ATTACK SQDNS								
VMA 121	EL TORO	F9F 8	A1	7	6	6	6	20
		F9F 8B	A1	11	14	14	14	
				18*	20	20	20	20
VMA 212	KANEOHE	FJ 4B	A1	21	20	20	20	20
				21*	20	20	20	20
VMA 214	KANEOHE	FJ 4	A1	21				
		F2H 4	AJ	1				
		F2H 4	A1	4				
		FJ 4B	A1		20	20	20	20
				26*	20	20	20	20
VMA 223	EL TORO	A4D 2	A1			13	20	20
		FJ 4B	A1	18	20	7		
		FJ 4B	G6	1				
		FJ 4B	I9	1				
				20*	20	20	20	20

DECLASSIFIED

TOTAL PROGRAM & NON-PROGRAM AIRCRAFT

TABLE 2 LOCATION OF AIRCRAFT INVENTORY AND PLANNED OPERATING ASSIGNMENTS

BY COMMAND AND UNIT

31 MARCH 1958

PAC UNIT	LOCATION	MODEL	INVENTORY STATUS	INVENTORY NO. OF A/C	PLANNED ASSIGNMENTS 30 JUN 1958	30 SEP 1958	31 DEC 1958	31 MAR 1959
VMA 224	IWAKUNI	A4D 1	A1	19	20	20	20	20
				19*	20	20	20	20
VMA 311	EL TORO	F9F 8	A1	11	10	15	20	
		A4D 2	A1				3	20
		F9F 8B	AJ	1				
		F9F 8B	A1	9	10	5		
				21*	20	20	23	20
VMA 331	IWAKUNI	AD 6	A1			24	24	24
				*		24	24	24
VMA 332	CUBI PNT	AD 6	A1	24	24			
				24*	24			
MARINE COMPOSITE SQDNS								
VMC 1	KANEOHE	AD 5N	AJ	2				
		AD 5N	A1	6				
				8*				
MARINE COMPOSITE PHOTOGRAPHIC SQUDNS								
VMCJ 1	EL TORO	F3D 2Q	A1		9	9	9	9
		F8U 1P	A1					4
		F2H 2P	A1		9	9	9	5
				*	18	18	18	18
VMCJ 3	EL TORO	F3D 2Q	A1	8	9	9	9	9
		F9F 8P	AJ	1				
		F9F 8P	A1	8	9	9	9	9
		AD 5N	A1	1				
				18*	18	18	18	18
MARINE PHOTOGRAPHIC SQDNS								
VMJ 1	ATSUGI	F2H 2P	A2	11				
				11*				
MARINE TRANSPORT SQDNS								
VMR 152	EL TORO	R5D 2 3	A2		15	15	15	15
		R5D 3	A2	10				
		R5D 2	A2	4				
				14*	15	15	15	15
VMR 253	IWAKUNI	R4Q 1	A2	15	18	18	18	18
		R4Q 1	D3	3				
				18*	18	18	18	18
VMR 352	EL TORO	R5D 2 3	A2		15	15	15	15
		R5D 3	A2	9				
		R5D 2	A2	3				
				12*	15	15	15	15
MARINE HELICOPTER TRANSPORT SQDNS								
HMRL 161	KANEOHE	OE 1	A2	3				
		HOK 1	AK	2				
		HOK 1	A1		2	2	2	1
		HRS 3	AK	1				
		HRS 3	A1	1	15	15	15	15
		HRS 3	A2	13				
				20*	17	17	17	16
HMRL 162	OPPAMA	HUS 1	AJ	1				
		HUS 1	A1	23	24	24	24	24
				24*	24	24	24	24
HMRL 163	ABD PHIL SEA	HRS 3	A1		24	24	20	20
		HRS 3	A2	19				
		HUS 1	A1					7
				19*	24	24	20	27
HMRL 361	BIKINI	HRS 3	A1	14	9	3		
		HUS 1	A1		4	11	16	16
		HUS 1A	A1		8	8	8	8
				14*	21	22	24	24
HMRL 362	SANTA ANA	HRS 3	A1	5				
		HUS 1	A1	11	24	24	24	24
		HUS 1	A2	1				
		HUS 1A	AJ	1				
		HUS 1A	A1	3				
				21*	24	24	24	24
HMRL 363	ABD THETIS B	HOK 1	A1		12	12	12	12
		HRS 3	A1		12	12	12	12
				*	24	24	24	24
HMRM 462	SANTA ANA	HR2S 1	A1	6	12	12	12	12
				6*	12	12	12	12
HMRM 463	SANTA ANA	HR2S 1	A1		1	9	12	12
				*	1	9	12	12
MARINE OBSERVATION SQDNS								
VMO 2	SUKIRON	OE 1	AK	1				
		OE 1	A1		12	12	12	12
		OE 1	A2	7				
		SNB 5	A6	1	1	1	1	1
		HOK 1	AK	1				
		HOK 1	A1		12	12	12	12
		HOK 1	A2	12				
				22*	25	25	25	25
VMO 6	CAMP PENDLET	OE 2	AJ	1				
		OE 2	A1	11	12	12	12	12
		HOK 1	A1	12				
				24*	12	12	12	12
OPERATIONAL DEVELOPMENT SQDNS								
VX 4	POINT MUGU	F3H 2	A9	6	6	6	4	4
		F3D 2	A9	3	2	2	2	2
		A4D 2	A9	2				
		FJ 4B	A9	4	4			
		SNB 5	A6	1	1			
				16*	13	8	6	6
VX 5	CHINA LAKE	A4D 2	AR	1				
		A4D 2	A9	4	4	4	4	4
		A4D 1	A9	1				
		FJ 4B	A9	4	4	4	4	4
		AD 7	A9	1				
		AD 5N	A9	2	2	2	2	2
		A3D 2	A9	1	1	1	1	1
		TV 2	A6	2	1	1	1	1
		SNB 5	A6	1	1	1	1	1
				17*	13	13	13	13
FLEET ALL WEATHER TRAINING UNITS								
FAWTUPAC	NORTH ISLAND	F3D 2	A4	1				
		F3D 2T2	AJ	2				
		F3D 2T2	A1	20				
		F4D 1	A1	5				
		F4D 1	G6	1				
		TV 2	A4	11				
		F9F 8T	A4	7				
		SNB 5	A2		1	1	1	1
		T 28B	A4	5				
				52*	1	1	1	1
DET B	MOFFETT FLD	TV 2	A4	10				
		F9F 8T	A4	8				
		T 28B	A4	2				
				20*				

DECLASSIFIED

TABLE 2 LOCATION OF AIRCRAFT INVENTORY AND PLANNED OPERATING ASSIGNMENTS

BY COMMAND AND UNIT

31 MARCH 1958

PAC UNIT	LOCATION	MODEL	INVENTORY STATUS	INVENTORY NO. OF A/C	PLANNED ASSIGNMENTS 30 JUN 1958	30 SEP 1958	31 DEC 1958	31 MAR 1959
FLEET AIRCRAFT SERVICE SQDNS								
FASRON 4	NORTH ISLAND	F9F 8	A6		3	3	3	
		F2H 4	B	2				
		F9F 8B	A6	3	2	2		
		F9F 8B	B	2				
		AD 5	A1		5	5	5	2
		AD 5	A6	2				
		S2F 2	A6	1				
		S2F 1	A6	2	2			
		R4D 8	A2	2	1	1	1	1
		TF 1	AK	1				
		TF 1	A2	1	3	4	4	4
		TV 2	A6	3	3	3	3	3
		F9F 8T	A6					4
		SNB 5	A6	8	5	4	3	3
				27*	24	22	19	17
DET A	LOS ALAMITOS	AD 5	A6	1				
		TF 1	A6	1				
		SNB 5	A6	1				
				3*				
FASRON 8	ALAMEDA	F8U 1	C9	2				
		F8U 1	I9	1				
		F11F 1	C9	2				
		F9F 8	A6	1	1	2	2	
		FJ 4	B	4				
		FJ 4	H9	1				
		FJ 3	A	1				
		FJ 3	A1	1				
		FJ 3	G9	1				
		F2H 4	C9	1				
		F2H 3	G5	1				
		F2H 3	H5	4				
		F2H 3	I	1				
		F2H 3	Y	3				
		F3H 2N	A	1				
		F4D 1	B	1				
		F4D 1	I9	1				
		F9F 8P	G6	1				
		F2H 2P	EJ	3				
		A4D 1	G9	1				
		A4D 1	H9	2				
		FJ 4B	C9	1				
		F9F 8B	A6	1	1			
		F9F 8B	B	3				
		AD 6	A	2				
		AD 6	A6	2				
		AD 6	B	9				
		AD 6	G5	12				
		AD 5	A6		2	2	2	2
		R4D 5 6	A2		1	1	1	1
		R4D 6	A2	1				
		TF 1	A2	2	3	3	3	4
		TV 2	AO	1				
		TV 2	A6	2	3	3	3	3
		TV 2	G5	1				
		SNB 5	A6	4	3	3	3	3
		F6F 5K	C9	4				
				79*	14	14	14	13
FASRON 10	MOFFETT FLD	F8U 1	G6	1				
		F9F 8	AO	1				
		F9F 8	A6		2	2	2	
		FJ 3	A6	5				
		FJ 3	G9	1				
		A4D 1	G9	1				
		AD 5	A6	2	2	2	2	2
		TF 1	A2		1	1	1	1
		TF 1	A6	1				
		TV 2	A6	2	1	1	1	1
				14*	6	6	6	4
FASRON 11	ATSUGI	F9F 8	AO	1				
		F9F 8	A6	1	2	2	2	
		F9F 8	B	1				
		F9F 8	G6	1				
		FJ 3	A	2				
		FJ 3	B	1				
		FJ 3M	B	3				
		FJ 2	D1	3				
		F2H 3	B	3				
		F2H 3	H5	1				
		F9F 8P	A	1				
		F9F 8P	B	2				
		AD 7	A	1				
		AD 7	B	1				
		AD 6	A6	1	1	1	1	1
		AD 6	B	8				
		AD 6	H5	1				
		AD 5	B	1				
		AD 5N	B	1				
		AD 5W	B	1				
		R4D 6	A8	1				
		TF 1	A2		1	1	1	1
		TF 1	A8	1				
		TV 2	A6	2	3	3	3	2
		SNB 5	AO	1				
		SNB 5	A6	6	7	7	7	7
		SNB 5	C	1				
				47*	14	14	14	11
FASRON 12	MIRAMAR	A4D 1	B	1				
		AD 5	A6	2	2	2	2	2
		TF 1	A2	1	1	1	1	1
		TV 2	A6	2	2	2	2	2
		SNB 5	A6	1	1	1	1	1
				7*	6	6	6	6
FASRON 110	NORTH ISLAND	P2V 7	B	1				
		P5M 1	A8	1				
		SNB 5	A6	2	2	2	2	2
				4*	2	2	2	2
FASRON 112	WHDBY ISLAND	S2F 1	A6	1	2	2	2	2
		S2F 1	G9	1				
		P2V 7	A	1				
		P2V 7	B	1				
		R5D 2 3	A2		1	1	1	1
		R5D 2	A2	1				
		R4D 5 6	A2		5	5	5	5
		R4D 6	A8	1				
		R4D 6	G5	3				
		R4D 5	A8	1				
		TF 1	A2	1	1	1	1	1
		TV 2	A6	2	2	2	2	2
		SNB 5	A6	2	2	2	2	2
				15*	13	13	13	13
FASRON 113	CUBI PNT	AD 6	A6	1				
		AD 5N	B	1				
		TV 2	A6	2	2	1	1	1
		SNB 5	A6	3	3	3	3	3
				7*	5	4	4	4
FASRON 114	KODIAK	UF 1	A2	1	1	1	1	1
				1*	1	1	1	1
FASRON 116	ALAMEDA	A3D 2	A	1				
		P2V 7	B	4				
		P2V 5F	G5	5				
		R5D 4R	A9		1	1	1	1
		SNB 5	A6	1	1	1	1	1
				11*	2	2	2	2
FASRON 117	BARBERS PNT	F2H 4	F6	2				
		F4D 1	Y	2				
		A4D 1	Y	1				
		AD 6	A6	2	2	2	2	2
		AD 5N	Y	1				
		TF 1	A2	1	2	2	2	2
		TV 2	AO	1				
		TV 2	A6	1	2	2	2	2
		SNB 5	A6	6	6	6	6	6
		HRS 3	F6	1				
				18*	12	12	12	12
FASRON 118	NAHA	F9F 5KD	A	1				
		TF 1	AK	1				
		TF 1	A2		1	1	1	1
		UF 1	A2	1	1	1	1	1
		SNB 5	A6	3	3	3	3	3
		F6F 5K	A	2				
				8*	5	5	5	5
FASRON 119	SANGLEY PNT	F2H 3	B	1				
		AD 7	G6	1				
		TF 1	A2	1	1	1	1	1
		SNB 5	A6	2	2	2	2	2
				5*	3	3	3	3
FASRON 120	IWAKUNI	R4D 8	A2	1				
		UF 1	A2	1	1	1	1	1
		SNB 5	A6	2	2	2	2	2
				4*	3	3	3	3
FLEET UTILITY AND DRONE CONTROL SQDNS								
VU 1	BARBERS PNT	F6F 5	A8	4	4			
		F2H 2P	A8	1	1	1	1	1
		F9F 6D	A8	2	4	5	5	5
		FJ 3D1	A8		5	5	5	5
		F9F 8B	A8	3	3	3		
		JD 1	A8	5	6	6	6	6
		SNB 5	A8		1	1	1	
		SNB 5P	A8	1	1	1	1	1
		HUP 2	A8	1	1	1	1	1
		F6F 5K	A8	9				
				26*	26	23	20	19
VU 3	BROWN FIELD	F6F 5	A8	4	4			
		F9F 6D	A8	5	2	2	2	2
		FJ 3D1	A8		2	2	2	2
		P2V 5FD	A8	1	1	1	1	1
		JD 1D	A8	3	2	3	3	3
		SNB 5	A8	2	1	1	1	1
		F6F 5K	A8	8				
				23*	12	9	9	9

DECLASSIFIED

TOTAL PROGRAM & NON-PROGRAM AIRCRAFT

TABLE 2 LOCATION OF AIRCRAFT INVENTORY AND PLANNED OPERATING ASSIGNMENTS

BY COMMAND AND UNIT

31 MARCH 1958

PAC UNIT	LOCATION	MODEL	INVENTORY STATUS	INVENTORY NO. OF A/C	PLANNED ASSIGNMENTS 30 JUN 1958	30 SEP 1958	31 DEC 1958	31 MAR 1959
VU 5	ATSUGI	FJ 4	A8		5	5	5	5
		FJ 3	A8	5				
		F9F 8P	A8	1	1	1	1	1
		JD 1	A8	6	12	12	12	12
		SNB 5P	A8	2	2	2	2	2
				14*	20	20	20	20
DET A	CUBI PNT	JD 1	A8	4				
				4*				
DET B	NAHA	F6F 5	A8	2	4			
		F6F 5K	A8	7				
				9*	4			
VU 7	BROWN FIELD	F9F 5	A8	8				
		FJ 4	A8		10	10	18	18
		FJ 3	A8	16	8	8		
		FJ 3	G9	2				
		R4D 5	A8	1	1	1	1	1
		JD 1	A8	13	15	15	15	15
		JD 1D	A8	3				
		TV 2	A8	1				
		SNB 5P	A8	2	2	2	2	2
				46*	36	36	36	36
MILITARY AIR TRANSPORT SQDNS								
VR 7	MOFFETT FLD	R7V 1	A7	13	14			
		R7V 1	D3	3				
		R7V 1	G6	2				
				18*	14			
VR 8	MOFFETT FLD	R7V 1	A1	1				
		R7V 1	A7	12	14			
		R7V 1	G6	4				
				17*	14			
FLEET TACTICAL SUPPORT SQDNS								
VR 2	ALAMEDA	R3Y 2	A2	2	2	2	2	2
		R3Y 1	AK	1				
		R3Y 1	A2		1	1	1	1
				3*	3	3	3	3
VR 21	BARBERS PNT	R6D 1	A2	9	12	12	12	12
		R6D 1Z	A2	2	2	2	2	2
		R5D Z	A2		1	1	1	1
		R5D 2Z	A2	1				
				12*	15	15	15	15
DET	NORTH ISLAND	R5D Z	A2		1	1	1	1
		R5D 3Z	A2	1				
		R4Y 1	A2	2	3	3	3	3
		TF 1	A2	4	4	4	4	4
				7*	8	8	8	8
DET	ATSUGI	R5D 2 3	A2		4	4	4	4
		R5D 3	A2	3				
		R5D Z	A2		1	1	1	1
		R5D 2Z	A2	1				
		TF 1	A2	6	7	7	7	7
		TF 1	G9	1				
				11*	12	12	12	12
VRF 32	NORTH ISLAND	R4D 8	A2	1	2	2	2	2
		R4D 6	A2	1				
		SNB 5	A2	1	1	1	1	1
				3*	3	3	3	3
FLEET AIR GUNNERY SCHOOL								
FL AIR GUN SCH	EL CENTRO	F8U 1	A4			8	8	8
		F9F 8	A4	4	4			
		FJ 4	A4			4	4	4
		FJ 3	A4	7	6			
		FJ 3M	A4	7	6	4		
		F4D 1	A4	4	6	6	6	6
		A4D 2	A4			6	6	6
		FJ 4B	A4	6	6	6	6	6
		AD 5	A2		1	1	1	1
		AD 5	A4	1				
		F9F 8T	A2		2	2		
		F9F 8T	A4	2				
		SNB 5	A2	1	1	1	1	
				32*	32	38	32	31

PAC UNIT	LOCATION	MODEL	INVENTORY STATUS	INVENTORY NO. OF A/C	PLANNED ASSIGNMENTS 30 JUN 1958	30 SEP 1958	31 DEC 1958	31 MAR 1959
FLEET BASES OVERSEAS								
NAS ADV BASE	AGANA	R5D 2 3	A2		1	1	1	1
		R5D 3	A2	1				
		UF 1	A2	3	3	3	3	3
		SNB 5	A6	1	1	1	1	1
		HUK 1	A2			1	2	2
		HUP 2	A2	2	2	1		
				7*	7	7	7	7
NAS ADV BASE	ATSUGI	R4D 8	A2	1	1	1	1	1
		SNB 5	A6	1	1	1	1	1
		HUK 1	A2			2	2	3
		HUP 2	A2	1	2			
				3*	4	4	4	5
NAS CUBI PNT	CUBI PNT	UF 1	A2		1	1	1	1
		SNB 5	A6	1	1	1	1	1
		HUK 1	A2		1	1	2	2
		HUP 2	A2	1				
				2*	3	3	4	4
MCAF IWAKUNI	IWAKUNI	HUP 2	A2	1				
				1*				
NAF ADV BASE	NAHA	UF 1	A2	1	1	1	1	1
				1*	1	1	1	1
NAF ADV BASE	OPPAMA	FJ 3M	G6	1				
		FJ 2	B	3				
		F2H 3	HN	1				
		F3D 2	D1	3				
		F2H 2P	EJ	1				
		F2H 2P	F6	1				
		F9F 8B	B	4				
		F9F 8B	C9	2				
		AD 7	G6	1				
		AD 6	EJ	3				
		AD 6	F6	3				
		AD 6	G6	1				
		AD 5	G5	1				
		S2F 2	G6	1				
		OE 1	C	1				
		OE 1	E1	2				
		UF 1	A2	2	4	4	4	4
		UF 1	DA	2				
		UF 1	D1	3				
		JD 1	C9	1				
		JD 1	DA	1				
		JD 1	D1	3				
		TV 2	EJ	1				
		TV 2	F6	1				
		JRB 4	RD	8				
		JRB 4	RE	1				
		SNB 5	D1	6				
		SNB 5	E1	1				
		SNJ 5	RD	2				
		HRS 3	D1	3				
		HRS 3	E1	1				
		HRS 3	E6	1				
		HUP 2	A2	1				
		HUP 2	C	1				
		HUP 2	D1	2				
				70*	4	4	4	4
NAVSTA	SANGLEY PNT	R5D 2 3	A2		1	1	1	1
		R5D 3	A8	1				
		R4D 5 6	A2		1	1	1	1
		R4D 6	A8	1				
		UF 1	A2	2	2	2	2	2
		HUK 1	A2		2	2	2	2
		HUP 2	A2	2				
				6*	6	6	6	6
COMNAVFORJAPAN	YOKOSUKA	R4D 8	A2	1	1	1	1	1
				1*	1	1	1	1
CV AND AV UTILITY AIRCRAFT								
CVA 16 LEXINGTN	LOS ANGELES	UF 1	AK	1				
				1*				

DECLASSIFIED

TOTAL PROGRAM & NON-PROGRAM AIRCRAFT

TABLE 2 LOCATION OF AIRCRAFT INVENTORY AND PLANNED OPERATING ASSIGNMENTS

BY COMMAND AND UNIT

31 MARCH 1958

PAC UNIT	LOCATION	MODEL	INVENTORY STATUS	INVENTORY NO. OF A/C	PLANNED ASSIGNMENTS 30 JUN 1958	30 SEP 1958	31 DEC 1958	31 MAR 1959
MARINE AIR FMF & FORCE AVIATION HQTRS SQDN								
HHS AFMFPAC	EL TORO	R5D 5R	A2					1
		R5D 4R	A2	1	1	1	1	
		R4D 8	A2		1	1	1	1
		R4D 8	A8	1				
		R4Y 1	A2		1	1	1	1
		R4Y 1	A8	1				
		TV 2	A2	2				
		TV 2	A6		2	3	3	3
		SNB 5	A6	1	2	3	3	3
				6*	7	9	9	9
MARINE FLEET TRAINING SQDNS								
VMFT 10	EL TORO	F9F 8	A4	3	8	8	8	5
		F9F 8B	A4	10	4	4	4	
				13*	12	12	12	5
VMIT 10	EL TORO	F9F 8T	A4	8	8	8	8	8
				8*	8	8	8	8
NAVAL BASES AND NAVAL AIR STATIONS								
NAS NORTH ISLAN	NORTH ISLAND	F2H 3	G6	1				
		S2F 1	G6	1				
		TV 2	G6	1				
				3*				
FOURTEENTH NAVAL DISTRICT								
NAVSTA 14 ND	KWAJALEIN	UF 1	A2	8	8	8	5	5
				8*	8	8	5	5
NAS 14 NAVDST	BARBERS PNT	R5D 2 3	A2		1	1	1	1
		R5D 3	A2	1				
		R4D 8	A2		1	1	1	1
		R4D 8	A7	1				
		SNB 5	A6	2	2	2	2	2
		HUK 1	A2		2	2	2	2
		HUP 2	A2	2				
				6*	6	6	6	6
MCAS 14 NAVDST	KANEOHE	R4D 5 6	A8		1	1	1	1
		R4D 6	A2	1				
		TV 2	AO	1				
		TV 2	A6	1	2	2	2	2
		SNB 5	A6	2	2	2	2	2
		HOK 1	A2	1				
		HOK 1	A8		2	2	2	2
				6*	7	7	7	7
NAVSTA 14 ND	MIDWAY	UF 1	AK	1				
		UF 1	A2	2	3	3	3	3
				3*	3	3	3	3
NAS 14 NAVDST	PEARL HARBOR	SNB 5	A6	1	1	1	1	1
				1*	1	1	1	1
SEVENTEENTH NAVAL DISTRICT								
NAVSTA 17 ND	ADAK	UF 1	A2	3	2	2	2	2
		UF 1	Y	1				
				4*	2	2	2	2
NAVSTA 17 ND	KODIAK	R5D 2 3	A2		2	2	2	2
		R5D 3	A8	2				
				2*	2	2	2	2
NAVAL ATTACHES AND MISSIONS PAC								
ATT DJAKARTA	JAVA	UF 1	A8	1	1	1	1	1
				1*	1	1	1	1
ATT MELBOURNE	AUSTRALIA	R4D 5 6	A8		1	1	1	1
		R4D 5	A8	1				
				1*	1	1	1	1
MAAG VIETNAM	INDO CHINA	R4D 5 6	A8		1	1	1	1
		R4D 6	A8	1				
				1*	1	1	1	1
MAAG THAILAND	SIAM	SNB 5	A8	1	1	1	1	1
				1*	1	1	1	1
MAAG FORMOSA	FORMOSA	R4D 5 6	A8		1	1	1	1
				*	1	1	1	1
JOC TAIWAN	FORMOSA	SNB 5	A8	1	1	1	1	1
				1*	1	1	1	1
COMDEFTAIWAN	FORMOSA	R4D 8Z	A2	1	1	1	1	1
				1*	1	1	1	1
				2805	2704	2593	2581	2525

DECLASSIFIED

[redacted]

TOTAL PROGRAM & NON-PROGRAM AIRCRAFT

TABLE 2 **LOCATION OF AIRCRAFT INVENTORY AND PLANNED OPERATING ASSIGNMENTS**

BY COMMAND AND UNIT

31 MARCH 1958

NABS UNIT	LOCATION	MODEL	INVENTORY STATUS	INVENTORY NO. OF A/C	PLANNED ASSIGNMENTS 30 JUN 1958	30 SEP 1958	31 DEC 1958	31 MAR 1959
MARINE HELICOPTER DEVELOPMENT SQDN								
HMX 1	QUANTICO	HOK 1	AR	1				
		HOK 1	A8		3	3	3	3
		HOK 1	A9	1				
		HR2S 1	AR	1				
		HR2S 1	A9	1				
		HRS 3	AR	2				
		HRS 3	A9	5	4	4	4	4
		HUS 1	AR	1				
		HUS 1	A9	5	6	6	6	6
		HUS 1A	A9	2	2	2	2	2
				19*	15	15	15	15
FIRST NAVAL DISTRICT								
NAS 1 NAV DST	QUONSET PNT	F2H 2	A3	1				
		AD 4B	A6	2				
		R4Q 1	A8		1	1	1	1
		R4D 8	A8	1	1	1	1	1
		R4Y 1	A8	1	1	1	1	1
		UF 1 1T	A8		1	1	1	1
		UF 1	A8	1				
		JRB 6	A6	6	4	3	3	3
		SNB 5	A6	5	5	6	6	6
		SNB 5P	A8	1	1	1	1	1
		T 28B	A6		8	8	8	8
		HUP 2	A8	2	2	2	2	2
				20*	24	24	24	24
NAS 1 NAV DST	BRUNSWICK	UF 1 1T	A8		1	1	1	1
		UF 1	A2	1				
		SNB 5	A6	1	1	1	1	1
		HUP 2	A6	1				
		HUP 2	A8		1	1	1	1
				3*	3	3	3	3
FOURTH NAVAL DISTRICT								
NAS 4 NAV DST	ATLANTIC CTY	UF 1 1T	A8		1			
		UF 1	A2	1				
		SNB 5	A6		1			
		SNB 5	A8	1				
		HUP 2	A2	1				
		HUP 2	A8		1			
				3*	3			
NAS 4 NAV DST	JOHNSVILLE	JRB 6	A6	1	1	1	1	1
		SNB 5	A6	4	5	5	5	5
		SNB 4	A6	1	1	1	1	1
				6*	7	7	7	7
NAS 4 NAV DST	LAKEHURST	AD 4L	A6	1				
		AD 4B	A6	1	2	2	2	2
		R4D 6	A8	2	1	1	1	1
		JRB 6	A6	1	1	1		
		SNB 5	A6				2	2
				5*	4	4	5	5
FIFTH NAVAL DISTRICT								
NAS 5 NAV DST	NORFOLK	R4Q 1	A8	1	1	1	1	1
		R4D 8	A8	2	2	2	2	2
(INCLUDING BAMR)		R4D 8Z	A8		1	1	1	1
		TF 1	A8	1	1	1	1	1
		JRB 6	A6	1	1	1		
		JRB 4	A6	2	1	1		
		SNB 5	A6	3	4	4	6	6
		SNB 5	A8	1				
		SNB 5P	A8	1	1	1	1	1
		T 28B	A8		6	6	6	6
		HUP 2	A8	1	1	1	2	2
				13*	19	19	20	20
NAAS 5 NAV DST	CHINCOTEAGUE	UF 1 1T	A8		1	1	1	
		UF 1	A8	1				
		T2V 1	A6					1
		SNB 5	A6	1	1	1	1	1
		HUP 2	A8		1	1	1	1
				2*	3	3	3	3
NAS 5 NAV DST	OCEANA	F2H 2	A6	2	1	1		
		R4D 5 6	A8		1	1	1	1
		R4D 5	A8	1				
		TV 2	AO	1				
		TV 2	A6	1	3	3	4	4
		JRB 6	A6	1				
		JRB 6	A8		1	1	1	
		SNB 5	AQ	1				
		SNB 5	A8		1	1	1	2
		HUP 2	A8	1	1	1	1	1
				8*	8	8	8	8
SIXTH NAVAL DISTRICT								
NAS 6 NAV DST	JACKSONVILLE	R4Q 1	A8	1	1	1	1	1
		R4D 8	A8	1	1	1	1	1
		R4D 5 6	A8		1	1	1	1
		R4D 5	A8	1				
		UF 1 1T	A8		2	2	2	2
		UF 1	A2	2				
		TV 2	A6	1	1	1	2	2
		SNB 5	A6	4	4	4	3	3
		HUP 2	A2	2				
		HUP 2	A8		2	2	2	2
				12*	12	12	12	12
NAS 6 NAV DST	KEY WEST	AD 5	A6	1	1	1	1	1
		R4D 5	A8	1	1	1	1	1
		UF 1 1T	A8		1	1	1	1
		UF 1	A2	1				
		TV 2	A6	1	1	1	1	1
		JRB 4	A6	1	1			
		SNB 5	A6			1	1	1
		HUP 2	A2	1				
		HUP 2	A8		1	1	1	1
				6*	6	6	6	6
NAAS 6 NAV DST	MAYPORT	F2H 2	A6	1	1			
		AD 4B	A6	1	1	1	1	1
		AD 4NA	A6	1	1			
		TV 2	A6			1	1	1
				3*	3	2	2	2
NAAS 6 NAV DST	SANFORD	R4D 5 6	A8		1	1	1	1
		R4D 5	A8	1				
		HUP 2	A8	1	1	1	1	1
				2*	2	2	2	2
NAS 6 NAV DST	CECIL FIELD	TV 2	A6	1	1	1	2	2
		JRB 4	A6	1	1			
		SNB 5	A6	1	1	2	2	1
		HUP 2	AK	1				
		HUP 2	A8		1	1	1	1
				4*	4	4	5	4
NINTH NAVAL DISTRICT								
COMNAVCONAD	COLORADO SPR	R4D 8	A8	2	2	2	2	2
		TV 2	A6	2				
		TV 2	A8	1	3	3	3	3
				5*	5	5	5	5
ELEVENTH NAVAL DISTRICT								
NAAS 11 NAVDST	EL CENTRO	TV 2	A2	1				
		TV 2	A6		1	1	1	1
		SNB 5	A6	1	1	1	1	1
		HOK 1	A2	2				
		HOK 1	A8		2	2		
				4*	4	4	2	2
NAF 11 NAV DST	CHINA LAKE	AD 4B	A6	1				
		HO4S 3	A8		1	1	1	1
		HO4S 3	A9	1				
				2*	1	1	1	1
NAS 11 NAV DST	NORTH ISLAND	F2H 2	A6	1	1			
		R4Q 1	A8		1	1	1	1
(INCLUDING BAMR)		R4D 5 6	A8		1	1	1	1
		R4D 6	A8	1				
		R4Y 1	A8	1	1	1	1	1
		UF 1 1T	A8		1	1	1	1
		UF 1	A8	1				
		TV 2	A6	1	2	3	3	3
		SNB 5	A6	4	3	3	3	3
				9*	10	10	10	10
NAF 11 NAV DST	LITCHFLD PRK	R4D 6	A7	1				
		R4D 6	A8		1	1	1	1
		SNB 5	A6	1	1	1	1	1
				2*	2	2	2	2
NAS 11 NAV DST	MIRAMAR	F2H 2	A6	1	1			
		AD 5	A6	1	1	1	1	1
		AD 4B	A6			1	1	1
		AD 4NA	A6	1	1			
		R4D 8	A8	1	1	1	1	1
		T2V 1	A6					1
		TV 2	A6			1	1	1
		JRB 6	A6	1	1	1	1	
		SNB 5	A6	1	1	1	1	2
		HUP 2	A8	1	1	1	1	1
				7*	7	7	7	8

[redacted]

DECLASSIFIED

TOTAL PROGRAM & NON-PROGRAM AIRCRAFT

TABLE 2 **LOCATION OF AIRCRAFT INVENTORY AND PLANNED OPERATING ASSIGNMENTS**

BY COMMAND AND UNIT

31 MARCH 1958

NABS UNIT	LOCATION	MODEL	INVENTORY STATUS	INVENTORY NO. OF A/C	PLANNED ASSIGNMENTS 30 JUN 1958	30 SEP 1958	31 DEC 1958	31 MAR 1959
NAS 11 NAV DST	POINT MUGU	F9F 5	A6	1	1			
		TV 2	A8			1	1	1
		JRB 6	A6	1	1			
		SNB 5	A6	2	2	2	3	3
		HUP 2	A8	1	1	1	1	1
		HUP 1	A8	1	1	1	1	1
				6*	6	5	6	6
NAAS 11 NAVDST	BROWN FIELD	AD 4B	A6	1	1			
		SNB 5	A6	1	1	1	1	1
				2*	2	1	1	1
NAAS 11 NAVDST	REAM FLD	JRB 6	A6	1	1	1	1	1
				1*	1	1	1	1
TWELFTH NAVAL DISTRICT								
NAS 12 NAV DST	ALAMEDA	F9F 5	A6	1	1	1		
		F2H 2	A6	1	1	1		
		AD 5	A8	1				
		R4D 1	A8		1	1	1	1
		R4D 8	A8	3	2	2	2	2
		R4D 5	A8	1				
		UF 1 1T	A8		1	1	1	1
		UF 1	A8	1				
		TV 2	A6				2	2
		JRB 6	A6	1	1	2	1	1
		JRB 4	A6	1	1			
		SNB 5	A6					1
		SNB 5P	A8	1	1	1	1	1
		HUP 2	A8	1	1	1	1	1
				12*	10	10	9	10
NAAS 12 NAVDST	FALLON	AD 5	A6		1	1	1	1
		AD 5	A8	1				
		R5D 3	A8	1	1	1	1	1
		HO4S 3	A8	2	2	2	2	2
				4*	4	4	4	4
NAS 12 NAV DST	MOFFETT FLD	F2H 2	A6	2	2	2		
		AD 4B	A6			1	1	1
		AD 4NA	A6		1			
		T2V 1	A6					2
		SNB 5	A6	6	5	5	5	5
		HUP 2	A8	1	1	1	1	1
				9*	9	9	7	9
NAF 12 NAVDST	MONTEREY	AD 4B	A4	2				
		AD 4B	A6		2	2	2	2
		AD 4NA	A4	2	2			
		JRB 6	A6	11	11	11	11	7
		SNB 5	A6	15	15	17	17	22
		SNB 4	A6	5	5	3	3	2
		T 28B	A6		1	3	3	3
		SNJ 5	A6	1				
		R4D 7	A4	1	1	1	1	1
		HUP 2	A8	1	1	1	1	1
				38*	38	38	38	38
THIRTEENTH NAVAL DISTRICT								
NAS 13 NAV DST	WHDBY ISLAND	R4D 8	A8	1	1	1	1	1
		UF 1 1T	A8		1	1	1	1
		UF 1	A2	1				
		SNB 5	A6	1	1	1	1	1
		SNB 5P	A8	1	1	1	1	1
		HO4S 3	A8			2	2	2
		HO4S 1	AQ	1				
		HO4S 1	A8	1	2			
				6*	6	6	6	6
POTOMAC RIVER NAVAL COMMAND								
NAS ANACOSTIA	ANACOSTIA	R5D 5	A8	1	1	1	1	1
		R5D 4R	A8	1	1	1	1	1
		R4D 8	A8	1	1	1	1	1
		R4D 8Z	A8	2	1	1	1	1
		R4D 5Z	A8	1				
		R4Y 2	A8	1	1	1	1	1
		R4Y 1	A8	2	2	2	2	2
		R4Y 1Z	A8	1	1	1	1	1
		TV 2	A6	4	4	4	4	4
		JRB 6	A6	18	17	17	10	10
		JRB 6	A8	1				
		SNB 5	A6	35	40	40	48	48
		SNB 4	A6		1	1		
		SNB 4	A9	1				
		SNB 5P	A6	1				
		SNB 5P	A8	1	2	2	2	2
		T 28B	A6	11	11	11	11	11
		SNJ 5	A6	1				
				83*	83	83	83	83
NAF	DAHLGREN	SNB 5	A6		1	1	1	1
		SNB 5	A8	1				
				1*	1	1	1	1
NAS PTXNT RIV	PTXNT RIVER	UF 1 1T	A8		1	1	1	1
		UF 1	A2	1				
		TV 2	A6	2	2	2	2	2
		SNB 5	A2	1				
		SNB 5	A6	2	3	3	3	2
		HUP 2	A2	1				
		HUP 2	A8		1	1	1	1
				7*	7	7	7	6
SEVERN RIVER NAVAL COMMAND								
NAF ANNAPOLIS	ANNAPOLIS	UF 1 1T	A3		12	12	12	12
		UF 1	A2	1				
		UF 1	A6	7				
		UF 1T	A6	4				
		N3N 3	AL	32				
		N3N 3	A3	3		40		
		HUP 2	A8	1	1	1	1	1
				48*	13	53	13	13
BUAER INSPECTORS AND REPRESENTATIVES								
BAGR CEN DIST	DAYTON	R4D 5 6	A8		1	1	1	1
		R4D 6R	A8	1				
		SNB 5	A6	2				
		SNB 5	A8		2	2	2	2
				3*	3	3	3	3
BAGR WSTRN DST	LOS ANGELES	R4D 8	A8	1	1	1	1	1
		JRB 6	A8	1	1			
		SNB 5	A8			1	1	1
				2*	2	2	2	2
BAR AKRON	AKRON	SNB 5	A8	1	1	1	1	1
				1*	1	1	1	1
BAR BALTIMORE	BALTIMORE	JRB 6	A8	1	1	1	1	1
				1*	1	1	1	1
BAR BURBANK	BURBANK	SNB 5	A8	1	1	1	1	1
				1*	1	1	1	1
BAR EST HRTFRD	EST HARTFORD	SNB 5	A8	1	1	1	1	1
				1*	1	1	1	1
BAR EL SEGUNDO	EL SEGUNDO	SNB 5	A8	1	1	1	1	1
				1*	1	1	1	1
BAR INDIANPLIS	INDIANAPOLIS	SNB 5	A8	2	1	1	1	1
				2*	1	1	1	1
BAR ST LOUIS	ST LOUIS	SNB 5	A8	1	1	1	1	1
				1*	1	1	1	1
MARINE CORPS BASES AND AIR STATIONS								
MCAAS	MOJAVE	R4D 8	A8	1	1	1	1	1
		SNB 5	A6	1	1	1	1	
		HOK 1	A8	2	2	2	2	
				4*	4	4	4	1
MCAS	YUMA	T2V 1	A6					3
				*				3
MCAS SO&ES	EL TORO	F2H 2	A6	3	3	1		
		R5D 2 3	A8		1	1	1	1
		R4D 8	A8	4	2	2	2	2
		TV 2	A6			2	3	3
		JRB 6	A6	2	2	2	1	1
		SNB 5	A6	4	4	4	5	5
		HRS 3	A8			2	2	2
		HUP 2	A8	2	2			
				15*	14	14	14	14
MCAS SO&ES	CHERRY POINT	F2H 2	A6	2	3	3	3	
		AD 5	A6	1				
		R5D 3	A8	1	1	1	1	1
		R4D 8	A8	3	2	2	2	2
		R4D 5 6	A8		1	1	1	1
		R4D 6	A8	1				
		TV 2	A6					3
		SNB 5	A6	4	3	3	3	2
		HRS 1	A8	2	2	2	2	2
				14*	12	12	12	11
MCAS H&HS	MIAMI	F7U 3	A9	1				
		F2H 2	A6	2				
		AD 4B	A9	1				
		R4D 8	A8	2	2	2	1	1
		SNB 5	A6		1	1		
		SNB 4	A6		1	1		
		SNB 4	A8	1				
		HRS 1	A8	1	1	1		
		HUP 2	A8		1	1		
				8*	6	6	1	1

DECLASSIFIED

TOTAL PROGRAM & NON-PROGRAM AIRCRAFT

TABLE 2 LOCATION OF AIRCRAFT INVENTORY AND PLANNED OPERATING ASSIGNMENTS

BY COMMAND AND UNIT

31 MARCH 1958

NABS UNIT	LOCATION	MODEL	INVENTORY STATUS	INVENTORY NO. OF A/C	PLANNED ASSIGNMENTS 30 JUN 1958	30 SEP 1958	31 DEC 1958	31 MAR 1959
MCAS AES 12	QUANTICO	AD 6	A8			1	6	9
		AD 5	A6	4				
		AD 5	A8		4	4	4	2
		AD 4B	A6	12				
		AD 4B	A8		12	11	6	3
		F2V 2	AL	1				
		R4D 8	A8	1	1	1	1	1
		R4D 6	A8	1	1	1	1	1
		JRB 6	A6	3	3	3	3	3
		SNB 5	AL	1				
		SNB 5	A6	9	10	10	10	10
		SNB 5P	A6	1	1	1	1	1
		T 34B	AL	1				
		T 34B	A3	17				
		T 34B	A6		18	18	18	18
				51*	50	50	50	48
MCAF	NEW RIV JAX	R4D 6	A8		1	1	1	1
		R4D 5	A8	1				
		JRB 6	A6	2	2	2	1	1
		SNB 5	A6	3	3	3	4	5
		SNB 4	A6	1	1	1	1	
				7*	7	7	7	7
MCAF	SANTA ANA	R5D 4R	A8		1	1	1	1
		SNB 5	A6	2	2	2	2	2
				2*	3	3	3	3
HQ MC FLT SECT	ANACOSTIA	R5D 4R	A8	1				
		R4D 8	A8	1	1	1	1	1
		R4Y 2	A8	1	1	1	1	1
		R4Y 1	A8	1				
		TV 2	A6	2	4	4	4	4
		SNB 5	A6	5	5	5	5	5
		T 28B	AO	1				
		T 28B	A6	4	5	5	5	5
				16*	16	16	16	16
MCAAS	BEAUFORT	F9F 5	A6	2	2	2	2	
		AD 5	A6		1	1	1	1
		R4D 5 6	A8		2	2	2	1
		R4D 5	A8	2				
		TV 2	A6		2	2	2	2
		SNB 5	A6	1	1	1	1	1
		HRS 3	A8	2	1	1	1	1
		HRS 1	A8	1	1	1	1	1
				8*	10	10	10	7
				490	456	490	444	440

NATRA

NAVAL AIR BASIC TRAINING COMMAND

NABS UNIT	LOCATION	MODEL	INVENTORY STATUS	INVENTORY NO. OF A/C	PLANNED ASSIGNMENTS 30 JUN 1958	30 SEP 1958	31 DEC 1958	31 MAR 1959
NAAS NABTC	BARIN FLD	SNB 5	A3	36	53			
		SNB 5	A6	2	3			
		SNB 5	G6	2				
		T 28B	AL	13				
		T 28B	A3	57	26			
		T 28B	A6	2	3			
		T 28C	A3	73	64			
		T 28C	G6	1				
				186*	149			
NAAS NABTC	CORRY FIELD	SNB 5	A4	2				
		SNB 5	A6	2				
		T 34B	AM	10				
		T 34B	A4	2				
		T 28B	A3	14				
		T 28B	A4	16				
		T 28C	A3	20				
		T 28C	A4	4				
		T 28C	A6	2				
		SNJ 6	A3	19				
		SNJ 5	A3	84				
		SNJ 5	A4	1				
		SNJ 5B	A3	27				
				203*				
NAAS NABTC	MEMPHIS	T2V 1	A3		77	89	80	80
		SNB 5	A6		1	1	1	1
		T 28B	A6		2	2	2	2
				*	80	92	83	83
NAAS NABTC	SAUFLEY FLD	TV 2	A6	6	4	3	2	
		TT 1	A3		7	9	9	9
		SNB 5	A6	3	3	3	3	3
		T 34B	AL	19				
		T 34B	A3	164	181	181	181	181
		T 34B	B	2				
		T 34B	G6	1				
		T 28B	A6	12	8	8	8	8
				207*	203	204	203	201
NAAS NABTC	WHITING FLD	T2V 1	A4	6	4	5		
		SNB 5	A6	4	4	5	5	5
		T 28B	AL	3				
		T 28B	A3	123	100	238	230	231
		T 28B	A6	2	6	6	6	6
		T 28C	AL	6				
		T 28C	A3	177	201	261	225	181
		T 28C	A4	1				
				322*	315	515	466	423
NAS NABTC	PENSACOLA (INCLUDING BAMR)	F11F 1	A4	6	6	6	6	6
		F9F 8	AM	4				
		F3D 2	A6	2	2	2	2	
		AD 5	A3		1	1	1	1
		AD 5	A8	1				
		R5D 2 3	A8		1	1	1	1
		R5D 4R	A8	1	1	1	1	1
		R5D 2	A8		1	1	1	1
		R5D 3Z	A8	1				
		R4Q 1	A8	1	1	1	1	1
		R4D 8	A8	4	3	3	3	3
		R4Y 1	A8		1	1	1	1
		UF 1 1T	A8		2	2	2	2
		UF 1	A8	2				
		T2V 1	A4	27	41	49	55	33
		T2V 1	Y	1				
		TV 2	A6	1				
		F9F 8T	A4	1	1	1	1	1
		JRB 4	A6	1	1			
		SNB 5	A3	30	27	27	19	19
		SNB 5	A4		3	3	3	3
		SNB 5	A6	7	7	8	8	8
		SNB 5	A8	3	7	9	9	9
		SNB 5P	A8	1	1	1	1	1
		T 34B	A4		10	10	10	10
		T 28B	A4		20	20	20	20
		T 28B	A6	6	8	8	8	8
		T 28C	A6	4				
		HO4S 3	A8	3	3	3	3	3
				107*	148	158	156	132
HTG 1	ELLYSON FLD	SNB 5	A6	1	2	2	2	2
		T 28B	A6	1	2	2	2	2
		HO4S 3	AM	3				
		HO4S 3	A4	7	14	9	6	6
		HRS 3	A4		6	10	13	13
		HUP 2	AM	1				
		HUP 2	A4	22	20	19	19	19
		HUP 2	G6	1				
		HTL 7	A4		1	9	12	12
		HTL 6	A4	34	36	30	27	27
		HTL 5	AM	1				
		HTL 5	A4	5	3			
				76*	84	81	81	81
ZTG 1	GLYNCO	SNB 5	A3	4	4	4	4	4
		SNB 5	A6	1	2	2	2	2
		T 28B	A6	2	1	1	1	1
		ZS2G 1	A3	1	2	2	2	2
		ZSG 4	A3	4	2	2	2	2
				12*	11	11	11	11
CVS 36 ANTIETAM	PENSACOLA	SNB 5	A6		1	1	1	1
				*	1	1	1	1

DECLASSIFIED

TOTAL PROGRAM & NON-PROGRAM AIRCRAFT

TABLE 2 LOCATION OF AIRCRAFT INVENTORY AND PLANNED OPERATING ASSIGNMENTS

BY COMMAND AND UNIT

31 MARCH 1958

NATRA UNIT	LOCATION	MODEL	INVENTORY STATUS	INVENTORY NO. OF A/C	PLANNED ASSIGNMENTS 30 JUN 1958	30 SEP 1958	31 DEC 1958	31 MAR 1959
NAVAL AIR ADVANCED TRAINING COMMAND								
ATU 206 VF	SHERMAN FLD	F9F 2	A3	76				
		F9F 2P	A3	1				
		F9F 8B	A3	1				
		F9F 8T	A3	3				
		SNB 5	A6	1	1			
				82*	1			
SEARCH RESCUE	CRPS CHRISTI	HO4S 3	A8		2	2	2	2
				*	2	2	2	2
NAAS NAATC	CABANISS FLD	SNB 5	A6	3				
		T 28B	A3	20				
				23*				
NAAS NAATC	KINGSVILLE	F9F 5	AL	1				
		F9F 5	A3	9	40	40	39	24
		F9F 5	B	1				
		F9F 8B	A3	6	9	18	41	40
		S2F 1	A3	12				
		S2F 1	B	11				
		S2F 1	G9	3				
		S2F 1T	A3	30	40	40	40	40
		R4D 6	A8	1	1	1	1	1
		T2V 1	A6	2				
		TV 2	A3	52	54	43	36	14
		TV 2	H6	1				
		F9F 8T	A3	2	33	35	55	55
		SNB 5	A3		12	12	12	12
		SNB 5	A6	3	2	2	2	2
		T 28B	A3	20				
		HO4S 3	A8	2	3	3	3	3
		HO3S 1	A8	1				
				241*	194	194	229	191
NAS NAATC	CRPS CHRISTI	F9F 5	A3	60				
		AD 6	A3			16	20	33
		AD 4B	A3	1				
		AD 4NA	A3	21	13			
		AD 4	A3	33	27	23	19	10
		S2F 1	A3	12				
		S2F 1	G9	6				
		S2F 1T	A3	28				
		S2F 1 1T	A3		45	45	45	45
		P2V 4	A3		28	28	28	28
		P2V 3	A3	2	11	12	13	15
		P2V 2	A3	2	14	14	12	10
		P5M 1	A3	7	12	14	17	20
		P8M 5S2	A3	17	16	14	10	10
		R5D 2	A8	1	1	1	1	1
		R5D 4R	A8	1	1	1	1	1
		R5D 2	A8		1	1	1	1
		R4Q 1	A8	1	1	1	1	1
		R4D 8	A8		2	2	2	2
		T2V 1	A6	1				
		F9F 8T	A6	2				
		SNB 5	A3	50	49	49	49	49
		SNB 5	A6	6	6	6	6	6
		SNB 5P	A8	1	1	1	1	1
		R4D 7	A5	2	3	3	3	3
		HO4S 3	A8	2				
		HO3S 1	A8	1				
				257*	231	231	229	236
NAAS NAATC	CHASE	F9F 8	A3	3	10	15	25	40
		FJ 3	A8	4				
		F9F 8B	AL	2				
		F9F 8B	A3	78	57	62	79	79
		R4D 5	A8	1	1	1	1	1
		TV 2	A3	42	65	30		
		TV 2	G6	2				
		F9F 8T	A3	51	36	54	54	54
		F9F 8T	A6				2	2
		SNB 5	A6	3	2	2	2	2
		HO4S 3	A8	2	2	2	2	2
				188*	173	166	165	180
NAS NAATC	HUTCHINSON	S2F 1	A3	1				
		S2F 1	G9	12				
		S2F 1T	A3	1				
		P2V 4	A3	29				
		P2V 3	A3	5				
		P2V 2	A3	13				
		R4D 8	A8	2				
		SNB 5	A6	2				
		R4D 7	A5	2				
		HO4S 3	A8	2				
				69*				
JTTU	OLATHE	F9F 8	A4	3	3	3	3	3
		F9F 6	A4	1				
		F9F 8B	AM	2				
		F9F 8B	A4	12	17	17	17	17
		TV 2	AM	1				
		F9F 8T	AM	1				
		F9F 8T	A4	7	9	9	9	9
		SNB 5	A6		1	1	1	1
				27*	30	30	30	30
NAS NAATC	MEMPHIS	T2V 1	A4	8				
		T2V 1	A6	4				
		TV 2	AL	1				
		TV 2	A3	43				
		TV 2	G6	1				
		SNB 5	A6	1				
		T 28B	A3	23				
				81*				
NAAS NAATC	PORT ISABEL	SNB 5	A8	1	1	1	1	1
		HO4S 3	A8	2	2	2	2	2
				3*	3	3	3	3
NAVAL AIR TECHNICAL TRAINING COMMAND								
NATECHTRAU	EL CENTRO	SNB 5	A8		1	1	1	1
				*	1	1	1	1
NATECHTRAU	LAKEHURST	R4D 7	A4	1	1	1	1	1
				1*	1	1	1	1
NATECHTRAU	OLATHE	JRB 4	A5	1				
		SNB 5	A5	6	4	4	4	4
		T 34B	A5	12	12	12	12	12
				19*	16	16	16	16
NATECHTRAU	PENSACOLA	F9F 8P	A4				2	6
		F9F 6P	AM	1				
		F9F 6P	A4	7	6	6	4	
		F9F 6P	B	4				
		SNB 5P	A4		8	8	8	8
		SNB 5P	A5	8				
		T 28B	A6		2	2	2	2
				20*	16	16	16	16
NATECHTRAU	PHILADELPHIA	SNB 5	A6	1	1	1	1	1
				1*	1	1	1	1
NATECHTRACEN	NORMAN	SNB 5	A6	2	2	2	2	2
	-			2*	2	2	2	2
NAS	GLYNCO	R4D 8	AQ	1				
		R4D 8	A8		1	1	1	1
		SNB 5	A8	6	6	6	6	6
		HO4S 3	A8	1	1	1	1	1
				8*	8	8	8	8
NAVCICOFFSCOL	GLYNCO	F2H 2	AM	6				
		F2H 2	A4	1	30	7		
		F2H 4	A4			30	30	26
		F2H 3	A4		6	7	14	18
		F2H 2P	AM	2				
		F2H 2P	A4	17	14			
		AD 5N	A4	4	4	4	4	4
		WV 2	A4	5	6	6	6	6
		WV 2	D9	1				
		T2V 1	A4	1	3	3	3	3
		TV 2	A4	2				
				54*	63	57	57	57
NAS	MEMPHIS	R4D 8	A8	2	2	2	2	2
		R4Y 1	A8	1	1	1	1	1
		T2V 1	A6	2				
		TV 2	A6	1				
		JRB 4	A6	1				
		SNB 5	A6	9	10	10	10	10
		SNB 5P	A6	1				
		T 34B	A6		3	3	3	3
		HO4S 3	A8	1	1	1	1	1
				18*	17	17	17	17
				2207	1750	1807	1778	1693

[redacted]

DECLASSIFIED

TOTAL PROGRAM & NON-PROGRAM AIRCRAFT

TABLE 2 LOCATION OF AIRCRAFT INVENTORY AND PLANNED OPERATING ASSIGNMENTS

BY COMMAND AND UNIT

31 MARCH 1958

NART UNIT	LOCATION	MODEL	INVENTORY STATUS	INVENTORY NO. OF A/C	PLANNED ASSIGNMENTS 30 JUN 1958	30 SEP 1958	31 DEC 1958	31 MAR 1959
USNR AIRCRAFT FOR RESERVE TRANS POOL								
NAS NRT TRS PL	GLENVIEW	R5D 4R	A4		2	2	2	2
		R5D 4R	A8	2				
		R4Y 1	A4		1	1	1	1
		R4Y 1	A8	1				
		SNB 5	A4	3	5	5	5	8
		SNB 5	A8	1				
				7*	8	8	8	11
U S NAVAL RESERVE AIRCRAFT								
NARTU	ANACOSTIA	AD 6	A4			4	5	8
		AD 5	A4	1	11	12	11	8
		AD 4B	A4	12	5			
		S2F 1	A4	11	10	10	10	10
		P2V 5F	A4	5	5	5	5	5
		R4D 8	A4	2	2	2	2	2
		R4D 5 6	A4		1	1	1	1
		R4D 5	A4	1				
		R4D R	A4		1	1	1	1
		R4D 6R	A4	1				
		SNB 5	A4	6	8	8	8	8
		T 34B	A4	2	2	2	2	2
		SNJ 5	A4	2				
				43*	45	45	45	45
NAS NART	ATLANTA	AD 6	A4			6	14	14
		AD 5	A4	2	2	10	2	2
		AD 4B	A4	12	14			
		AD 4NA	A4	6				
		P2V 5F	A4	5	5	5	5	5
		R4D 8	A4	2	3	3	3	3
		R4D 5 6	A4		1	1	1	1
		R4D 5	A4	1				
		JRB 4	A4	1	1	1	1	
		SNB 5	A4	6	6	6	6	6
		T 34B	A4	3	3	3	3	3
		SNJ 5	A4	1				
				39*	35	35	35	34
NAS NART	COLUMBUS	FJ 3	A4					21
		FJ 2	AM	2				
		FJ 2	A4	28	32	32	32	
		FJ 2	G5	3				
		P2V 5	A4	4	4	4	4	4
		P2V 5JF	A4	1	1	1	1	1
		P4Y 2	A4		2			
		R5D 2 3	A4		3	3	3	3
		R5D 3	A4	1				
		R5D 2	A4	2				
		TV 2	A4	4	5	5	5	5
		F9F 8T	A4					1
		SNB 5	A4	8	8	8	8	8
		T 34B	A4	2	2	2	2	2
		HUP 2	A4		3	2	2	4
		HTL 4	A4		3	2	2	
				55*	63	59	59	49
NAS NART	DALLAS	F9F 6	A4	30	31	32	32	32
		F9F 6	B	1				
		F9F 6P	A4	1	1	1		
		AD 5	A4	2	2			2
		P2V 6	A4	4				
		P2V 6 6F	A4		5	5	5	5
		R5D 2 3	A4		2	2	2	2
		R5D 2	A4	1				
		R5D 4R	A4	1	1	1	1	1
		TV 2	A4	6	5	5	5	5
		TV 2	G6	1				
		F9F 8T	A4					1
		JRB 4	A4	1	1			
		SNB 5	A4	8	8	8	8	8
		SNB 5P	A4	1				
		SNB 5P	A8		1	1	1	1
		T 34B	A4	2	2	2	2	2
		SNJ 5	A4	2				
		HUP 2	A4	3	3	4	4	4
		HTL 5	A4	4	1			
				68*	63	61	60	63
NAS NART	DENVER	F9F 6	A4	15	16	16		
		F9F 6	B	1				
		F9F 6	G6	1				
		FJ 3	A4				16	16
		P2V 5F	A4	5	5	5	5	5
		R5D 2 3	A4		2	2	2	2
		R5D 3	A4	2				
		R4D 5 6	A4		1	1	1	1
		R4D 6	A4	1				
		TV 2	A4	3	4	4	4	4
		F9F 8T	A4					1
		JRB 4	A4	1	1			
		SNB 5	A4	6	5	5	5	5
		T 34B	A4	1	1	1	1	1
		SNJ 5	A4	2				
				38*	35	34	34	35
NAS NART	GLENVIEW	F9F 6	AM	3				
		F9F 6	A4	27	30	32	32	16
		F9F 6	B	1				
		F9F 6P	A4	1	1	1		
		AD 5	A4		1			1
		AD 5	A8	1				
		S2F 1	A4	10	10	10	10	10
		S2F 1	G9	1				
		P2V 6F	A4	1				
		P2V 5F	AM	1				
		P2V 5F	A4	3	4	5	5	6
		P2V 5JF	A4	1	1			
		R5D 2 3	A4		2	2	2	2
		R5D 3	A4	1				
		R5D 4R	A4		2	2	2	2
		R4Y 1	A4		1	1	1	1
		TV 2	A4	6	7	7	7	7
		F9F 8T	A4					1
		SNB 5	A4	3	8	8	8	8
		SNB 5P	A4	1				
		SNB 5P	A8		1	1	1	1
		T 34B	A4	3				
		T 34B	A8		3	3	3	3
		SNJ 5	A4	2				
		HSS 1	A4	2	3	3	4	4
				68*	74	75	75	62
NAS NART	GROSSE ILE	AD 6	A4			6	11	14
		AD 5	A4	5	16	10	5	2
		AD 4B	AM	2				
		AD 4B	A4	21				
		AD 4NA	A4	5				
		S2F 1	A4	9	10	10	10	10
		P2V 5F	A4	5	5	5	5	5
		R4D 8	A4	3	3	3	3	3
		JRB 4	A4	2	2	2	2	1
		SNB 5	AM	1				
		SNB 5	A4	6	7	7	7	7
		T 34B	A4	2	2	2	2	2
		SNJ 5	A4	2				
		HUP 2	A4	3	4	4	4	4
				66*	49	49	49	48

DECLASSIFIED

TABLE 2 LOCATION OF AIRCRAFT INVENTORY AND PLANNED OPERATING ASSIGNMENTS

BY COMMAND AND UNIT

31 MARCH 1958

NART UNIT	LOCATION	MODEL	INVENTORY STATUS	INVENTORY NO. OF A/C	PLANNED ASSIGNMENTS 30 JUN 1958	30 SEP 1958	31 DEC 1958	31 MAR 1959
NARTU	JACKSONVILLE	F9F 6	A4	16	16	16	16	8
		F9F 6	B	1				
		F9F 6P	A4	1	1	1		
		S2F 1	A4	8	10	10	10	10
		P2V 5F	A4	5	5	5	5	5
		P2V 4	A4	1				
		R5D 2 3	A4		1	1	1	1
		R5D 2	A4	1				
		TV 2	A4	2	2	2	2	2
		F9F 8T	A4					1
		SNB 5	A4	3	3	3	3	3
		T 34B	A4	1	1	1	1	1
				39*	39	39	38	31
NARTU	LAKEHURST	S2F 1	A4	9	9	9	9	9
		SNB 5	A4	1	1	1	1	1
		T 34B	A4	1	1	1	1	1
		SNJ 5	A4	1				
		HUP 2	A4		2	2	3	4
		HTL 5	A4	2	2	2	1	
		HTL 4	A4	1				
		ZSG 4	A4	1	2	1	1	1
		ZSG 3	A4	1				
				17*	17	16	16	16
NAS NART	LOS ALAMITOS	F9F 6	AM	1				
		F9F 6	A4	48	46	46	48	48
		F9F 6	B	1				
		F9F 6P	A4	2	2	2		
		S2F 1	A4	21	20	20	20	20
		S2F 1	G9	1				
		P2V 5F	A4	6	8	8	8	9
		P2V 5JF	A4	2	2	2	2	2
		R5D 2 3	A4		3	3	3	3
		R5D 3	A4	1				
		R5D 2	A4	2				
		TV 2	A4	7	8	8	8	8
		F9F 8T	A4					1
		SNB 5	A4	9	9	9	9	9
		T 34B	A4	3	3	3	3	3
		SNJ 5	A4	2				
		R4D 5	A4		2	1	1	
		R4D 6S	A4	1				
		R4D 5S	A4	1				
		HSS 1	A4	4	4	4	4	4
				112*	107	106	106	107
NARTU	MEMPHIS	F9F 6	AM	2				
		F9F 6	A4	14	16	16	16	16
		P2V 5F	A4	2	4	5	5	5
		P2V 5JF	A4	1	1			
		P4Y 2	A4	4	2			
		R5D 2 3	A4		2	2	2	2
		R5D 3	A4	2				
		R4D 5 6	A4		1	1	1	1
		R4D 6	A4	1				
		TV 2	A4	4	4	4	4	4
		F9F 8T	A4					1
		SNB 5	A4	3	3	3	3	3
		T 34B	A4	1	1	1	1	1
		SNJ 5	A4	1				
				35*	34	32	32	33
NARTU	MIAMI	F9F 6	A4	16	16	16	16	16
		P2V 6	A4	4				
		P2V 6 6F	A4		5	5	5	5
		R5D 2 3	A4		1	1	1	1
		R5D 2	A4	1				
		R5D 4R	A4	1	1	1	1	1
		TV 2	A4	3	4	4	4	4
		F9F 8T	A4					1
		SNB 5	A4	3	3	3	3	3
		T 34B	A4	1	1	1	1	1
		SNJ 5	A4	1				
		HSS 1	A4	1	3	3	3	4
		HUP 2	A4	3				
				34*	34	34	34	36
NAS NART	MINNEAPOLIS	F9F 5	A4	31	16	16	16	16
		F9F 5P	A4	1				
		S2F 1	A4	11	10	10	10	10
		P2V 5F	AM	1				
		P2V 5F	A4	4	5	5	5	6
		R5D 2 3	A4		3	3	3	3
		R5D 3	A4	1				
		R5D 2	A4	2				
		UF 1	A8		1	1	1	1
		UF 1	G5	1				
		TV 2	A4	2	3	3	3	3
		F9F 8T	A4					1
		JRB 4	A4	2	2			
		SNB 5	AM	1				
		SNB 5	A4	7	6	6	6	6
		T 34B	A4	1	2	2	2	2
		HUP 2	A4	3	4	4	4	4
			G5	1				
				68*	52	50	50	52
NAS NART	NEW ORLEANS	F9F 6	AM	1				
		F9F 6	A4	14	16	16	16	16
		S2F 1	A4	13	11	11	11	11
		S2F 1	G9	1				
		R4D 8	A4		1	1	1	1
		R4D 5 6	A4		2	2	2	2
		R4D 6	A4	1				
		R4D 5	A4	2				
		UF 1	A8	1	1	1	1	1
		TV 2	A4	4	4	4	4	4
		F9F 8T	A4					1
		JRB 4	A4			1	1	
		SNB 5	A4	4	4	4	4	4
		T 34B	A4	1	2	2	2	2
		SNJ 5	A4	1				
		HSS 1	A4		1	2	2	4
		HUP 2	A4	3	3	2	2	
				46*	45	46	46	46
NAS NART	NEW YORK	F9F 6	AM	2				
		F9F 6	A4	30	31	14		
		FJ 3	A4	1	8	18	32	32
		F9F 6P	A4			2		
		S2F 1	A4	17	20	20	20	20
		S2F 1	G9	1				
		P2V 6M	A4	10	10	10	10	10
		P2V 6M	B	1				
		R5D 2 3	A4		2	2	2	2
		R5D 3	A4	1				
		R5D 2	A4	1				
		R5D 4R	A4		1	1	1	1
		TV 2	A4	6	7	7	7	7
		F9F 8T	A4					1
		JRB 6	A4		1	1	1	1
		JRB 6	A8	1				
		SNB 5	A4	9	9	9	9	9
		SNB 5	A8	2				
		T 34B	A4	2	2	2	2	2
		SNJ 5	A4	3				
		HSS 1	A4		1	2	2	4
		HRS 1	A4	3	3	2	2	
				90*	95	90	88	89
NAS NART	NIAGARA FLS	FJ 3M	A4				9	9
		FJ 2	A4	14	16	16	16	
		FJ 2	G5	6				
		P2V 6M	AM	1				
		P2V 6M	A4	4	5	5	5	5
		R4D 8	A4	1	1	1	1	1
		R4D 5 6	A4		2	2	2	2
		R4D 6	A4	1				
		R4D 5	A4	1				
		TV 2	A4	2	4	4	4	4
		TV 2	G6	1				
		F9F 8T	A4					1
		SNB 5	A4	4	4	4	4	4
		T 34B	A4	1	1	1	1	1
		SNJ 5	A4	1				
		HUP 2	A4	3	3	4	4	4
				40*	36	37	46	31

CONFIDENTIAL

DECLASSIFIED

[redacted]

TOTAL PROGRAM & NON-PROGRAM AIRCRAFT

TABLE 2 LOCATION OF AIRCRAFT INVENTORY AND PLANNED OPERATING ASSIGNMENTS

BY COMMAND AND UNIT

31 MARCH 1958

NART UNIT	LOCATION	MODEL	INVENTORY STATUS	INVENTORY NO. OF A/C	PLANNED ASSIGNMENTS 30 JUN 1958	30 SEP 1958	31 DEC 1958	31 MAR 1959
NARTU	NORFOLK	AD 6	A4					3
		AD 5	A4	8	8	8	8	5
		S2F 1	A4	8	11	11	11	11
		S2F 1	G9	2				
		R5D 2 3	A4		1	1	1	1
		R5D 3	A4	1				
		R4D 5 6	A4		1	1	1	1
		R4D 5	A4	1				
		TV 2	A4	3				
		SNB 5	A4	2	2	2	2	2
		T 34B	A4	3	3	3	3	3
		SNJ 5	A4	1				
				29*	26	26	26	26
NAS NART	OAKLAND	F2H 2	A4	14	31	31	16	16
		F2H 2	G5	1				
		F2H 2	H5	2				
		F2H 2	P4	2				
		F2H 2B	Y	1				
		S2F 1	A4	10	11	11	11	11
		P2V 5F	A4	9	9	8	8	9
		P2V 5JF	A4	1	2	2	2	2
		R5D 2 3	A4		2	2	2	2
		R5D 3	A4	1				
		R5D 2	A4	1				
		R5D 4R	A4	1	1	1	1	1
		TV 2	A4	5	15	15	15	15
		JRB 4	A4	1	1	1	1	1
		SNB 5	A4	3	3	3	3	3
		SNB 5P	A8	1	1	1	1	1
		T 34B	A4	2	1	1	1	1
		SNJ 6	A4	1				
		SNJ 5	A4	2				
		HSS 1	A4	1	2	2	2	3
		HUP 2	A4	3	2	1	2	
		ZSG 4	A4			1	1	1
		ZSG 3	A4	1	1			
				63*	82	80	66	66
NAS NART	OLATHE	F9F 6	AM	2				
		F9F 6	A4	27	31	5		
		FJ 3M	A4			27	32	32
		F9F 6P	A4	2	2			
		AD 6	A4			2	2	9
		P2V 6	A4	4				
		P2V 6 6F	A4		5	5	5	5
		P2V 4	A4	1				
		P4Y 2	A4	3				
		R5D 2 3	A4		3	3	3	3
		R5D 3	A4	2				
		TV 2	A4	5	6	6	6	6
		SNB 5	A4	7	7	7	7	7
		SNB 5P	A4	1	1	1	1	1
		T 34B	A4	1	1	1	1	1
				55*	56	57	57	64
NAS NART	SEATTLE	AD 5	A4	21	17	14	16	10
		AD 4B	A4	2				
		S2F 1	A4	10	11	11	11	11
		P2V 5F	A4	4	4	4	5	5
		P2V 5JF	A4	1	1	1		
		P4Y 2	A4	3				
		R5D 2 3	A4		2	2	2	2
		R5D 3	A4	1				
		R5D 2	A4	1				
		R4D 5 6	A4		1	1	1	
		JRB 4	A4		1	1	1	
		SNB 5	A4	3	3	3	3	3
		T 34B	A4	2	1	1	1	1
		SNJ 5	A4	3				
		HSS 1	A4	2	2	2	2	3
		HUP 2	A4	2	2	2	1	
				55*	45	42	43	35
NAS NART	SO WEYMOUTH	F9F 6	AM	1				
		F9F 6	A4	30	32	32	32	16
		F9F 6	G5	1				
		S2F 1	A4	16	11	11	11	11
		P2V 6M	A4	4	5	5	2	2
		P2V 5F	A4			1	3	5
		P2V 5JF	A4	1	1			
		R5D 2 3	A4		3	3	3	3
		R5D 3	A4	3				
		TV 2	AM	1				
		TV 2	A4	4				
		SNB 5	A4	5	5	5	5	5
		T 34B	A4	2	2	2	2	2
		SNJ 5	A4	1				
		HSS 1	A4		3	3	3	4
		HUP 2	A4	3				
				72*	67	67	66	53
NAS NART	WILLOW GROVE	F9F 6	A4	29				
		FJ 3	A4	10	32	32	32	32
		FJ 3	G9	1				
		FJ 2	A4	1				
		FJ 2	B	1				
		F9F 6P	A4	2	1	1		
		AD 5	A4		1			1
		AD 5	A8	1				
		S2F 1	A4	13	11	11	11	11
		S2F 1	G9	1				
		P2V 6	A4	4				
		P2V 6 6F	A4		5	3	3	3
		P2V 6M	A4	1				
		P2V 5F	A4			2	2	6
		R5D 2 3	A4		2	2	2	2
		R5D 3	A4	1				
		R5D 2	A4	1				
		R4D 5 6	A4		1	1	1	1
		R4D 6	A4	1				
		TV 2	A4	4	5	5	5	5
		F9F 8T	A4					1
		JRB 4	A4	1	1	1	1	1
		SNB 5	A4	3	3	3	3	3
		SNB 5P	A4	1				
		T 34B	A4	2	1	1	1	1
		SNJ 5	A4	1				
		R4D 5	A4		2	2	1	
		R4D 6S	A4	1				
		R4D 5S	AM	1				
		HUP 2	A4	3	3	3	3	4
				84*	68	67	65	71
				1223	1175	1155	1144	1103

[redacted]

DECLASSIFIED DECLASSIFIED

[redacted]

TABLE 2 LOCATION OF AIRCRAFT INVENTORY AND PLANNED OPERATING ASSIGNMENTS

BY COMMAND AND UNIT

31 MARCH 1958

R&D UNIT	LOCATION	MODEL	INVENTORY STATUS	INVENTORY NO. OF A/C	PLANNED ASSIGNMENTS 30 JUN 1958	30 SEP 1958	31 DEC 1958	31 MAR 1959
R&D AIRCRAFT								
		F8U 1	A9		5	5	5	5
		F7U 3	A9		2	2	2	2
		F11F 1	A9		4	4	4	4
		F9F 8	A9		4	4	4	4
		F9F 6	A9		4	4	4	4
		F9F 5	A9		3	3	3	3
		F9F 2	A9		3	3	3	3
		F3H 2M	A9		2	2	2	2
		F2H 2	A9		6	6	6	6
		FJ 4	A9		4	4	4	4
		FJ 3	A9		5	5	5	5
		FJ 3M	A9		1	1	1	1
		FJ 2	A9		2	2	2	2
		F6F 5	A9		4	4	4	4
		F3H 2	A9		4	4	4	4
		F3H 2N	A9		4	4	4	4
		F3D 2	A9		4	4	4	4
		F3D 1	A9		3	3	3	3
		F3D 1M	A9		6	6	6	6
		F2H 2N	A9		5	5	5	5
		F4D 1	A9		8	8	8	8
		F8U 1P	A9		2	2	2	2
		F7U 3P	A9		1	1	1	1
		F9F 8P	A9		2	2	2	2
		F2H 2P	A9		2	2	2	2
		F9F 6D	A9		5	5	5	5
		FJ 3D	A9		2	2	2	2
		A4D 2	A9		4	4	4	4
		A4D 1	A9		4	4	4	4
		FJ 4B	A9		2	2	2	2
		F9F 8B	A9		5	5	5	5
		AD 7	A9		2	2	2	2
		AD 6	A9		4	2	2	2
		AD 5	A9		6	6	6	6
		AD 5N	A9		4	2	1	1
		AD 5Q	A9		2	2	2	2
		AD 5W	A9		2	2	2	2
		A3D 1	A9		7	7	7	7
		AJ 1	A9		1	1	1	1
		S2F 2	A9		2	2	2	2
		S2F 1	A9		4	4	4	4
		P2V 7	A9		3	3	3	3
		P2V 6M	A9		2	2	2	2
		P2V 5F	A9		8	8	8	8
		P2V 4	A9		3	3	3	3
		P2V 3	A9		1	1	1	1
		P2V 3W	A9		1	1	1	1
		P2V 2	A9		2	2	2	2
		WV 2 2E	A9		3	3	3	3
		R7V 1	A9		3	3	3	3
		R5D 2 3	A9		2	2	2	2
		R5D 4R	A9		1	1	1	1
		R4D 8	A9		2	2	2	2
		R4D 5 6	A9		6	6	6	6
		R4Y 1 2	A9		2	2	2	2
		TF 1	A9		1	1	1	1
		UF 1 1T	A9		1	1	1	1
		JD 1	A9		1	1	1	1
		JD 1D	A9		3	3	3	3
		T2V 1	A9		5	5	5	5
		TV 2	A9		10	10	10	10
		JRB 4	A9		2	2	2	2
		SNB 5	A9		12	12	12	12
		SNB 5P	A9		1	1	1	1
		T 28B	A9		2	2	2	2
		T 28C	A9		1	1	1	1
		R4D Q	A9		2	2	2	2
		TV 2D	A9		1	1	1	1
		T 28BD	A9		6	6	6	6
		TV 2KD	A9		2	2	2	2
		HSS 1	A9		2	2	2	2
		HSS 1N	A9		2	2	2	2
		HSL 1	A9		4	4	4	4
		HR2S 1	A9		1	1	1	1
		HRS 3	A9		1	1	1	1
		HUS 1	A9		1	1	1	1
		ZSG 4	A9		1	1	1	1
		ZPG 2	A9		1	1	1	1
		ZPG 1	A9		1	1	1	1
		ZPG 2W	A9		1	1	1	1
				*	250	246	245	

R&D UNIT	LOCATION	MODEL	INVENTORY STATUS	INVENTORY NO. OF A/C	PLANNED ASSIGNMENTS 30 JUN 1958	30 SEP 1958	31 DEC 1958	31 MAR 1959
NAS R&D	ANACOSTIA	AD 5W	A9	1				
				1*				
CAA	ANCHORAGE	JRB 4	U	1				
				1*				
INM	BOSTON	F3D 2	T	1				
		F3D 2M	T	1				
		F3D 1	U	1				
		F4D 1	T	1				
				4*				
ONR	BOSTON	R4D 6R	T	1				
				1*				
NAOTS	CHINCOTEAGUE	F9F 8	A9	1				
		F9F 5	A9	1				
		F3H 2N	A9	1				
		F3D 2	A9	1				
		F3D 1M	AR	1				
		F4D 1	AR	1				
		A4D 1	A9	1				
		F9F 8B	A9	1				
		AD 5	A9	1				
		P2V 6M	AR	1				
		P2V 4	AR	1				
		SNB 5	A9	1				
				12*				
NACA	CLEVELAND	R4D 6	U	1				
				1*				
NLO	EDWARDS AFB	F8U 1	T	1				
		F11F 1	T	1				
		F11F 1F	U	1				
		FJ 3	T	1				
		F3H 2	U	1				
		F4D 1	T	1				
		F8U 1D	T	2				
		A4D 1	T	1				
		R4D 5	U	1				
		T2V 1	U	1				
		XF4D 1	U	1				
				12*				
NPU	EL CENTRO	F3D 2	A9	2				
		F7U 3P	A9	2				
		AD 5	A9	1				
		P2V 3	A9	1				
		R4D 6	A9	1				
		TV 2	A9	1				
		F9F 8T	A9	2				
				10*				
NAF R&D	CHINA LAKE	F8U 1	A9	1				
		F2H 2	AR	2				
		FJ 4	A9	2				
		F3H 2N	A9	2				
		F3D 2	A9	1				
		F3D 1	A9	1				
		F4D 1	A9	2				
		F9F 6D	A9	4				
		A4D 1	A9	1				
		F9F 8B	AR	1				
		F9F 8B	A9	1				
		AD 5	A9	1				
		A3D 1	A9	1				
		AJ 1	A9	1				
		P2V 3	A9	1				
		P2V 2	AR	1				
		P2V 2	A9	1				
		R4D 6	A9	1				
		JD 1D	A9	2				
		SNB 5	A9	1				
		T 28BD	A9	2				
		F6F 5K	A9	21				
				51*				
NASWF	KIRTLAND AFB	FJ 4	A9	4				
		F3H 2N	A9	2				
		A4D 1	A9	4				
		FJ 4B	A9	1				
		AD 7	A9	1				
		AD 5	A9	1				
		A3D 1	A9	1				
		P2V 5F	A9	1				
		R4D 8	A9	1				
		TV 2	A9	1				
		YA4D 2	A9	1				
				18*				

[redacted]

DECLASSIFIED

DECLASSIFIED

[redacted]

40

TOTAL PROGRAM & NON-PROGRAM AIRCRAFT

TABLE 2 LOCATION OF AIRCRAFT INVENTORY AND PLANNED OPERATING ASSIGNMENTS

BY COMMAND AND UNIT

31 MARCH 1958

R&D UNIT	LOCATION	MODEL	INVENTORY STATUS	INVENTORY NO. OF A/C	PLANNED ASSIGNMENTS 30 JUN 1958	30 SEP 1958	31 DEC 1958	31 MAR 1959
NADC	JOHNSVILLE	F9F 8	A9	1				
		F9F 6	AR	1				
		FJ 3	A9	1				
		F2H 2N	AR	1				
		F4D 1	A9	1				
		F8U 1P	A9	1				
		F9F 8P	AR	1				
		F2H 2P	A9	1				
		F9F 6D	A9	1				
		AD 6	AR	1				
		AD 5	A9	1				
		S2F 1	A9	1				
		P2V 7	AR	1				
		P2V 7	A9	2				
		P2V 5F	A9	1				
		R4D 8	A9	3				
		T2V 1	A9	1				
		SNB 5P	A9	1				
		HSS 1	A9	2				
		F9F 6KX	AR	1				
		F9F 6KX	A9	1				
		F6F 5K	A9	1				
				26*				
NARTS	LAKE DENMARK	JRB 4	A9	1				
				1*				
NATFSI	LAKEHURST	AD 5	A9	1				
				1*				
NAS	LAKEHURST	ZS2G 1	A9	1				
		ZPG 1	TR	1				
				2*				
NACA	LANGLEY FLD	F8U 1	U	1				
		F11F 1	U	1				
		F9F 6	U	1				
		TV 2	U	1				
				4*				
NACA	MOFFETT FLD	F4D 1	U	1				
		R4D 6	U	1				
				2*				
MINEDEFDEVU	PANAMA CITY	HSL 1	AR	4				
		HSL 1	A9	2				
		HR2S 1	A9	1				
				7*				
NAMC	PHILADELPHIA	FJ 3	A9	1				
		F3D 1	A9	1				
		A4D 1	G5	1				
		TV 2	A9	1				
		T 34B	A9	1				
				5*				
NATC R&D	PTXNT RIVER	F8U 1	A9	5				
		F7U 3M	A9	1				
		F11F 1	A9	3				
		F11F 1	G5	2				
		F9F 8	AR	1				
		F9F 8	A9	1				
		F9F 6	AR	1				
		F9F 6	A9	4				
		F3H 2M	A9	1				
		F2H 2	AR	1				
		F2H 2	A9	4				
		FJ 4	A9	3				
		FJ 3	A9	3				
		FJ 3M	A9	1				
		F3H 2	A9	3				
		F3H 2N	A9	5				
		F3D 1	A9	1				
		F4D 1	A9	8				
		F2H 2P	A9	1				
		A4D 2	A9	3				
		A4D 1	A9	3				
		FJ 4B	A9	6				
		F9F 8B	AR	1				
		F9F 8B	A9	1				
		AD 7	A9	3				
		AD 4NA	A9	1				
		AD 5N	A9	4				
		AD 5Q	A9	2				
		AD 5W	A9	1				
		A3D 1P	A9	1				
		A3D 1	A9	2				
		AJ 1	A9	1				
		S2F 1	A9	1				
		P2V 5F	A9	2				
		P2V 4	A9	3				
		P5M 2	A9	1				
		PBM 5S2	G6	1				
		WV 2	A9	2				
		R5D 3	A9	1				
		R5D 2	A9	1				
		R4D 6	A9	1				
		R4D 5	AR	1				
		R4D 5	A9	1				
		R4Y 1	A9	1				
		TF 1	G9	1				
		JD 1	A9	1				
		T2V 1	A9	6				
		F9F 8T	A9	2				
		JRB 4	A9	1				
		SNB 5	A9	5				
		T 28B	A9	1				
		HSS 1	A9	2				
		HR2S 1W	A9	1				
		HRS 3	A9	1				
		HUS 1	AR	1				
		HUP 2	A9	1				
		YF8U 1	A9	3				
		YF11F 1	A9	3				
		YF11F 1	G5	1				
		YF3H 2	A9	1				
		YF4D 1	A9	2				
		YF8U 1P	A9	2				
		YA4D 2	A9	2				
		YFJ 4B	A9	2				
		YA3D 2	A9	4				
		YA3D 1	A9	1				
		YT2V 1	A9	6				
		YF9F 8T	A9	1				
		YHOK 1	AR	1				
		YHR2S 1	AR	1				
		YHR2S 1	A9	1				
		YHUL 1	AR	1				
				149*				
NAMTC R&D	POINT MUGU	F3H 2M	A9	3				
		FJ 3	A9	1				
		F2H 3M	T	1				
		F3H 2	A9	1				
		F3H 2	T	1				
		F3H 2	TR	1				
		F3H 2N	T	1				
		F3D 2M	A9	1				
		F3D 1	A9	1				
		F3D 1M	AR	2				
		F3D 1M	A9	4				
		F2H 2N	A9	1				
		F4D 1	T	2				
		F8U 1D	T	2				
		F9F 6D	A9	6				
		FJ 3D	A9	1				
		FJ 3D	T	3				
		A4D 1	A9	1				
		AD 5	A9	1				
		AD 4NA	A9	1				
		AD 5W	A9	1				
		A3D 1	A9	1				
		S2F 1	A9	2				
		P2V 6M	A9	1				
		P2V 3W	A9	1				
		WV 2	A9	2				
		R5D 2	A9	1				
		R4D 5	A9	1				
		R4Y 1	A9	1				
		JD 1D	AR	1				
		JD 1D	A9	1				
		JRB 4	A9	1				
		SNB 5	A9	1				
		T 28B	A9	1				
		R4D 6Q	A9	1				
		TV 2D	A9	1				
		TV 2D	T	2				
		T 28BD	A9	4				
		TV 2KD	A9	2				
		TV 2KD	T	4				
		TV 2KD	TR	1				
		YF3H 2N	A9	1				
		F9F 6K	A9	1				
		F6F 5K	A9	24				
		P4Y 2K	A9	3				
				95*				
SDC	PRT WASHNGTN	SNB 5	A9	1				
				1*				
NATU	QUONSET PNT	F9F 6	A9	1				
		S2F 1	A9	1				
		P2V 7	A9	1				
		HSS 1	A9	1				
				4*				
NADU	SO WEYMOUTH	F2H 2N	AR	1				
		F2H 2N	A9	1				
		F4D 1	A9	3				
		P2V 5F	AR	1				
		WV 2	A9	3				
		WV 2E	A9	1				
		SNB 5	AR	1				
		ZPG 2	A9	1				
		ZPG 2W	A9	1				
				13*				
VU 3 R&D	REAM FLD	F6F 5K	A9	2				
				2*				

[redacted]

DECLASSIFIED

TABLE 2 LOCATION OF AIRCRAFT INVENTORY AND PLANNED OPERATING ASSIGNMENTS

BY COMMAND AND UNIT

31 MARCH 1958

R&D UNIT	LOCATION	MODEL	INVENTORY STATUS	INVENTORY NO. OF A/C	PLANNED ASSIGNMENTS 30 JUN 1958	30 SEP 1958	31 DEC 1958	31 MAR 1959
BUREAU OF AERONAUTICS REPRESENTATIVES								
BAR R&D	BALTIMORE	F11F 1	T	2				
		F2H 2	T	2				
		F3D 2	T	1				
		F4D 1	T	1				
				6*				
BAR R&D	BETHPAGE	F11F 1	T	5				
		F11F 1	TR	1				
		F11F 1F	T	1				
		WF 2	T	1				
		S2F 1	T	4				
		TF 1	T	2				
		F9F 8T	T	1				
		F9F 8T	TR	1				
				16*				
BAR R&D	BLOOMFIELD	HOK 1	T	3				
		HOK 1	TR	1				
		HOK 1	U	1				
		HTK 1	T	3				
		HTK 1	TR	1				
				9*				
BAR R&D	BUFFALO	F7U 3	TR	1				
		F3D 1	T	2				
		F9F 6P	T	1				
		XHO3S 2	U	1				
				5*				
BAR R&D	BURBANK	P2V 7	T	2				
		P2V 5F	TR	1				
		WV 3	T	1				
		R7V 2	T	1				
		T2V 1	T	2				
				7*				
BAR R&D	COLUMBUS	FJ 4	T	1				
		FJ 3M	T	1				
		F3H 2	U	1				
		FJ 4B	T	2				
		AJ 1	TR	1				
		T2J 1	T	1				
		TV 2	T	1				
				8*				
BAR R&D	DALLAS	F8U 1	T	9				
		F9F 2	TR	1				
		F3D 2M	T	1				
		F8U 1P	T	2				
		F8U 1P	TR	1				
		F7U 3P	T	1				
		A4D 1	T	1				
		A3D 2	TR	1				
		R4Y 1	T	1				
		JD 1	T	1				
		TT 1	T	3				
				22*				
BAR R&D	EST HARTFORD	HSS 1	T	8				
		HR2S 1W	T	1				
		HR2S 1	T	4				
		HRS 3	TR	1				
				14*				
BAR R&D	EL SEGUNDO	F5D 1	T	2				
		F4D 1	T	5				
		A4D 2	T	4				
		A4D 2	TR	1				
		A4D 1	T	2				
		AD 7	T	1				
		AD 6	T	1				
		AD 5N	T	1				
		AD 5N	TR	1				
		AD 5Q	T	2				
		AD 5W	T	1				
		A3D 2	T	6				
		A3D 1	T	2				
		T2V 1	T	1				
		XA4D 1	T	1				
				31*				
BAR R&D	FORT WORTH	HUL 1	T	1				
		HTL 7	T	1				
				2*				
BAR R&D	KANSAS CITY	F2H 2	T	1				
		F3D 2	T	1				
				2*				
BARR R&D	LITCHFLD PRK	P2V 3W	T	1				
				1*				
BAR R&D	MORTON	HUP 2S	T	2				
		HUP 1	T	2				
				4*				
BAR R&D	ST LOUIS	F3H 2M	T	1				
		F3H 2	T	1				
		F3H 2N	TR	2				
		F3H 1N	T	1				
				5*				
BAR R&D	WICHITA	T 34B	T	1				
				1*				
				556	250	246	245	245

[redacted]

DECLASSIFIED

[redacted]

TOTAL PROGRAM & NON-PROGRAM AIRCRAFT

TABLE 2 LOCATION OF AIRCRAFT INVENTORY AND PLANNED OPERATING ASSIGNMENTS

BY COMMAND AND UNIT

31 MARCH 1958

BUAER UNIT	LOCATION	MODEL	INVENTORY STATUS	INVENTORY NO. OF A/C	PLANNED ASSIGNMENTS 30 JUN 1958	30 SEP 1958	31 DEC 1958	31 MAR 1959
OVERHAUL & REPAIR ACTIVITIES								
O&R BUAER FA	ALAMEDA	F11F 1	Y	1				
		F9F 5	NX	2				
		F9F 5	Y	2				
		FJ 4	B	1				
		FJ 4	D1	1				
		FJ 3	B	1				
		FJ 3	D1	4				
		FJ 3	Y	1				
		FJ 3M	D1	1				
		FJ 2	NX	11				
		FJ 2	NY	12				
		FJ 2	OY	2				
		F4D 1	EN	1				
		F9F 6P	SL	13				
		F9F 6PD	SL	4				
		F9F 5P	NX	3				
		F2H 2P	EJ	1				
		F9F 6D	H5	1				
		FJ 3D	G9	2				
		A4D 2	G6	1				
		A4D 1	D1	1				
		FJ 4B	E6	1				
		F9F 8B	EJ	6				
		F9F 8B	F1	3				
		AD 7	D1	1				
		AD 7	E6	1				
		AD 6	B	3				
		AD 6	DA	1				
		AD 6	D1	16				
		AD 6	E1	21				
		AD 6	E6	8				
		AD 6	G5	1				
		AD 5	B	1				
		AD 5	D1	5				
		AD 5	E1	1				
		AD 4L	S3	1				
		AD 4NA	NX	8				
		AD 2	WD	1				
		AD 5N	DA	1				
		AD 5N	D1	3				
		AD 5N	E1	9				
		AD 5QX	DD	1				
		AD 5QX	D4	8				
		AD 4Q	P4	2				
		AD 5W	B	1				
		AD 5W	DA	1				
		AD 5W	E1	18				
		P2V 7	C	1				
		P2V 7	D1	11				
		P2V 6	DA	1				
		P2V 6	D1	3				
		P2V 6	E1	2				
		P2V 6F	E1	1				
		P2V 6M	D1	2				
		P2V 5	E1	1				
		P2V 5F	B	2				
		P2V 5F	DA	7				
		P2V 5F	D1	24				
		P2V 5F	E1	7				
		P2V 5FX	D4	1				
		P2V 5JF	E1	1				
		P2V 3BX	DD	1				
		P2V 3BX	D4	1				
		R4D 6	F1	1				
		R4D 5	EJ	1				
		R3Y 2	M7	4				
		R3Y 1	M7	2				
		SNB 5	EJ	1				
				264*				
O&R BUAER FA	CHERRY POINT	F3H 2M	D1	1				
		FJ 4	B	1				
		FJ 4	S2	1				
		FJ 3	B	1				
		FJ 3	D1	8				
		FJ 3M	D1	2				
		FJ 3M	E6	1				
		FJ 2	S2	1				
		F2H 4	B	2				
		F2H 4	D1	9				
		F2H 4	E6	1				
		F2H 3	D1	9				
		F3H 2	D1	1				
		F3H 2N	D1	3				
		F3H 2N	E6	1				
		F3D 2	NX	2				
		F3D 2	OX	1				
		F9F 8P	F6	1				
		FJ 3D2X	G4	1				
		OE 2	D1	2				
		OE 1	MW	4				
		OE 1	MX	4				
		OE 1	NX	1				
		R4Q 1	B	1				
		R4Q 1	D1	3				
		R4Q 1	HP	1				
				63*				
O&R BUAER FA	CRPS CHRISTI	F9F 2	P4	1				
		F9F 2	S3	1				
		F9F 8B	C	4				
		F9F 8B	EJ	1				
		AD 4NA	NX	2				
		AD 4	NX	1				
		S2F 1T	EJ	2				
		S2F 1T	F1	1				
		P2V 5	D1	1				
		P2V 5F	DA	1				
		P2V 5F	D1	6				
		P2V 5F	E1	4				
		P2V 4	D1	3				
		P2V 3	B	1				
		P2V 3	DA	1				
		P2V 3	D1	3				
		P2V 3	E1	4				
		P2V 2	B	1				
		P2V 2	D1	2				
		P2V 2	OX	1				
		P5M 1	C	1				
		P5M 1	G5	1				
		WV 2	B	1				
		WV 2	G5	1				
		R6D 1	B	4				
		R6D 1	D3	6				
		R6D 1	E3	2				
		R5D 3	B	1				
		R6D 1Z	D3	1				
		R4Q 2	B	5				
		R4Q 2	DC	1				
		R4Q 2	D3	5				
		R4Q 2	E3	2				
		R4Q 1	D3	1				
		TV 2	B	2				
		TV 2	C	1				
		TV 2	DA	3				
		TV 2	D1	13				
		TV 2	EJ	5				
		TV 2	E1	2				
		TV 2	F1	3				
		TV 2	NX	8				
		TV 2	OX	1				
		TV 2	P4	1				
				109*				

[redacted]

DECLASSIFIED

TOTAL PROGRAM & NON-PROGRAM AIRCRAFT

TABLE 2 **LOCATION OF AIRCRAFT INVENTORY AND PLANNED OPERATING ASSIGNMENTS**

BY COMMAND AND UNIT

31 MARCH 1958

BUAER UNIT	LOCATION	MODEL	INVENTORY STATUS	INVENTORY NO. OF A/C	PLANNED ASSIGNMENTS 30 JUN 1958	30 SEP 1958	31 DEC 1958	31 MAR 1959
O&R BUAER FA	JACKSONVILLE	F2H 2	NX	10				
		F2H 2B	NX	1				
		F3H 2N	HO	1				
		F4D 1	D1	7				
		F4D 1	HO	1				
		F2H 2P	NX	3				
		F2H 2P	S3	1				
		A3D 2	D1	2				
		A3D 1	D1	1				
		A3D 1	E6	1				
		AJ 1	G6	1				
		S2F 2	D1	1				
		S2F 2	E1	1				
		S2F 1	B	1				
		S2F 1	D1	8				
		S2F 1	E1	4				
		P2V 5F	EN	1				
		WV 3	D1	1				
		R4Q 1	G5	1				
		R4D 8	G5	2				
		T2V 1	B	2				
		TV 2	B	2				
		TV 2	D1	1				
		TV 2	EJ	1				
		TV 2	E6	1				
		R4D 6S	OX	1				
		TV 2D	B	1				
		HSS 1	B	5				
		HSS 1	D1	9				
		HSL 1	HP	1				
		HOK 1	D1	2				
		HO4S 3	E6	1				
		HR2S 1	B	1				
		HRS 3	B	3				
		HRS 3	D1	4				
		HRS 3X	E9	2				
		HUS 1	D1	1				
		HUP 2	B	6				
		HUP 2	D1	7				
		HUP 2	E1	6				
		HTL 6	D1	4				
		HTL 6	E1	1				
		HTL 5	E6	1				
		HTL 5	NX	2				
		HTL 4	B	2				
				116*				
O&R BUAER FA	LAKEHURST	ZS2G 1	D1	1				
		ZS2G 1	MX	3				
		ZSG 4	B	1				
		ZSG 4	H9	1				
		ZSG 4	MX	2				
		ZSG 3	S4	1				
		ZPG 2	D1	2				
				11*				
O&R BUAER FA	NORFOLK	F8U 1	D1	2				
		F8U 1	E6	3				
		F7U 3	MZ	9				
		F7U 3M	MZ	8				
		F11F 1	C	1				
		F11F 1	D1	2				
		F11F 1	G5	4				
		F11F 1	G7	1				
		F9F 8	D1	1				
		F9F 8	E6	2				
		F9F 8	H7	1				
		F9F 7	MW	13				
		F9F 6	B	1				
		F9F 6	MW	32				
		F9F 6	MX	11				
		F9F 6	OX	1				
		F9F 5	NX	1				
		F9F 2	G5	1				
		F3D 2Q	C	1				
		F7U 3P	MX	1				
		F9F 8P	E6	1				
		F9F 8P	G7	1				
		F9F 6D	B	1				
		FJ 3DX	G8	1				
		F9F 8B	B	3				
		F9F 8B	C	7				
		F9F 8B	DA	2				
		F9F 8B	D1	36				
		F9F 8B	E1	7				
		F9F 8B	E6	7				
		AU 1	R	12				
		AD 5Q	C	1				
		AD 5W	MZ	4				
		AJ 2P	MX	1				
		AJ 2P	NX	1				
		A3D 1Q	G5	1				
		P4M 1Q	E6	1				
		AJ 2	G7	1				
		AJ 1	MX	1				
		AJ 1	NX	1				
		P2V 7	EJ	1				
		R2V 7	B	1				
		P2V 9F	C	2				
		P2V 5F	EJ	1				
		P2V 5F	F1	1				
		P2V 3B	C	1				
		P5M 2	D1	1				
		P5M 2	EJ	2				
		P5M 1	B	1				
		P5M 1	DA	2				
		P5M 1	D1	3				
		P5M 1	E1	2				
		P5M 1	MX	1				
		R5D 5X	D2	3				
		R5D 3	B	1				
		R5D 3	DC	1				
		R5D 3	D3	5				
		R5D 3	E3	2				
		R5D 2	B	1				
		R5D 2	D3	5				
		R5D 2	E3	1				
		R5D 2	E8	1				
		R5D 2	G5	1				
		R5D 4R	DC	1				
		R5D 4R	D3	1				
		R5D 2Z	B	1				
		R5D 1Z	D3	1				
		R5D 5RX	D2	1				
		JD 1	DA	1				
		JD 1	D1	4				
		JD 1	E1	8				
		JD 1	G6	1				
		JD 1X	MX	10				
		JD 1DX	D4	1				
		TV 2	NX	2				
		JRB 4	R	7				
		N3N 3	B	1				
		N3N 3	G6	1				
		HSL 1	MZ	16				
		HUP 2	EN	1				
		F9F 6K	M7	19				
		F9F 6K	M9	6				
		F9F 6KX	D4	26				
		F9F 6KX	E4	11				
		F9F 6KX	E9	7				
		F9F 6KX	G4	1				
		F9F 6KX	MW	48				
		F6F 5K	MZ	36				
				438*				
O&R BUAER FA	PENSACOLA	S2F 1	D1	13				
		S2F 1	E1	2				
		S2F 1T	D1	2				
		PBM 5S2	B	1				
		UF 1	B	2				
		UF 1	D1	4				
		UF 1	E1	1				
		UF 1X	D1	1				
		UF 1T	D1	1				
		JD 1	EJ	1				
		JRB 6	B	2				
		JRB 6	DA	1				
		JRB 6	D1	4				
		JRB 6	E1	3				
		SNB 5	B	17				
		SNB 5	DA	6				
		SNB 5	D1	31				
		SNB 5	E1	47				
		SNB 5	E6	1				
		SNB 4	DA	1				
		SNB 4	E1	3				
		SNB 5P	B	1				
		SNB 5P	D1	3				
		SNB 5P	E1	1				
		T 34B	B	5				
		T 34B	DA	1				
		T 34B	D1	19				
		T 34B	E1	32				
		T 34B	H6	1				
		T 34B	MW	85				
		T 28B	B	5				
		T 28B	DA	3				
		T 28B	D1	32				
		T 28B	E1	38				
		T 28B	E6	1				
		T 28C	D1	1				
		SNJ 6	S4	1				
		SNJ 5	S3	12				
		SNJ 5	S4	7				
		SNJ 5	WF	1				
		SNJ 6B	S3	9				
		SNJ 6B	S4	3				
		SNJ 5B	S3	11				
		SNJ 5B	S4	7				
		SNJ 5C	MZ	3				
		SNJ 5C	S3	23				
		SNJ 5C	S4	5				
		HTL 6	B	2				
		HTL 6	EJ	2				
		F6F 5K	C	1				
				459*				

DECLASSIFIED

[redacted]

TOTAL PROGRAM & NON-PROGRAM AIRCRAFT

TABLE 2 LOCATION OF AIRCRAFT INVENTORY AND PLANNED OPERATING ASSIGNMENTS

BY COMMAND AND UNIT

31 MARCH 1958

BUAER UNIT	LOCATION	MODEL	INVENTORY STATUS	INVENTORY NO. OF A/C	PLANNED ASSIGNMENTS 30 JUN 1958	30 SEP 1958	31 DEC 1958	31 MAR 1959
O6R BUAER FA	QUONSET PNT	F2H 2	P4	1				
		F2H 3	R	1				
		F2H 3	RH	1				
		F3D 2	NX	1				
		F3D 2T2	E1	1				
		A4D 2	E6	1				
		A4D 1	D1	1				
		A4D 1	E6	3				
		AD 6	B	12				
		AD 6	D1	42				
		AD 6	E1	25				
		AD 6	E6	7				
		AD 6	G7	4				
		AD 5	D1	13				
		AD 5	E1	9				
		AD 5	G7	6				
		AD 4B	NX	5				
		AD 4	NX	1				
		AD 5N	D1	2				
		AD 5N	E1	15				
		AD 5N	E6	5				
		AD 5N	G7	4				
		AD 4Q	P4	1				
		AD 5W	B	2				
		AD 5W	D1	6				
		AD 5W	E1	8				
		AD 5W	E6	3				
		AD 5W	G6	1				
		AD 5W	G7	4				
		AD 5W	H7	1				
		S2F 1	B	2				
		S2F 1	EN	2				
		P2V 5F	EJ	1				
		TF 1	B	2				
				193*				
O6R BUAER FA	SAN DIEGO	F8U 1	D1	1				
		F8U 1	H5	1				
		F7U 3	NY	1				
		F7U 3M	B5	1				
		F7U 3M	Q3	4				
		F9F 5	NX	1				
		F3H 2M	D1	1				
		F2H 4	DA	1				
		F2H 4	D1	7				
		F2H 3	B	2				
		F2H 3	DA	2				
		F2H 3	D1	6				
		F2H 3	E6	1				
		F3H 2	G6	1				
		F3H 2N	DA	1				
		F3H 2N	D1	1				
		F3D 2	B	1				
		F3D 2	D4	1				
		F3D 2T2	B	1				
		F3D 2T2	DA	2				
		F3D 2T2	D1	2				
		F3D 2Q	B	1				
		F3D 2Q	E1	1				
		F3D 2QX	B	1				
		F3D 2QX	DA	1				
		F3D 2QX	D1	1				
		F3D 2QX	D4	8				
		F3D 2QX	E4	1				
		F4D 1	D1	1				
		F4D 1	D6	1				
		F4D 1	H5	1				
		F2H 2P	NX	1				
		F9F 5KDX	G4	4				
		F9F 5KDX	G8	1				
		F9F 5KDX	H4	3				
		F9F 2KD	B	1				
		F9F 8B	EN	1				
		AD 4	WF	2				
		AD 5W	EN	1				
		S2F 1	D1	1				
		S2F 1	E1	1				
		TBM 3E	NY	1				
		TBM 3S2	S3	1				
		P4Y 2	B	1				
		P5M 2	B	1				
		P5M 2	D1	7				
		P5M 2	E1	1				
		P5M 2	G9	1				
		P5M 1	D1	3				
		P5M 1	EJ	1				
		P5M 1	MX	2				
		PBM 5	WB	3				
		R4D 8	B	2				
		R4D 8	F1	1				
		R4D 6	G6	1				
		R4D 5	EN	1				
		UF 1	EJ	1				
		JD 1	B	1				
		JD 1	EJ	1				
		T2V 1	D1	1				
		TV 2	B	5				
		TV 2	DA	3				
		TV 2	D1	20				
		TV 2	E1	7				
		TV 2	F1	1				
		TV 2	G8	1				
		TV 2	P4	1				
		SNB 5	EJ	2				
		SNB 5	EN	3				
		T 28B	EJ	3				
		TV 2D	B	1				
		TV 2D	DA	1				
		TV 2DX	B	1				
		TV 2KD	D1	1				
		HSS 1	DA	1				
		HSS 1	D1	8				
		HSS 1	E1	1				
		HSL 1	MZ	16				
		HSL 1	NY	1				
		HO4S 3	D1	1				
		HO4S 3	E1	1				
		HO4S 3	H7	2				
		HRS 3	D1	2				
		HRS 3	E1	2				
		HRS 3	H7	3				
		HUP 2	DA	1				
		HUP 2	D1	5				
		HTL 4	B	6				
		HTL 4	Y	5				
		F6F 5K	B	3				
		F6F 5K	MZ	12				
		F6F 5K	NY	9				
		P4Y 2K	G7	1				
		P4Y 2K	H7	1				
				234*				
BUREAU OF AERONAUTICS REPRESENTATIVES								
BAR FA	AKRON	ZS2G 1	V	1				
				1*				
BAR FA	BALTIMORE	P5M 2	B	1				
		P5M 2	V	1				
		P5M 1	B	5				
		P5M 1	D1	19				
		YP6M 1	V	1				
				27*				
BAR FA	BETHPAGE	F11F 1	V	13				
		S2F 1	V	1				
		F9F 8T	C	3				
		F9F 8T	V	3				
				20*				
BARR FA	BLOOMFIELD	HOK 1	B	1				
		HOK 1	G6	1				
		HOK 1	G7	1				
		HOK 1	HR	1				
		HOK 1	H6	1				
				5*				
BAR FA	BURBANK	P2V 7	R	1				
		P2V 7	V	1				
		WV 2	V	3				
		T2V 1	B	2				
		T2V 1	C	10				
		T2V 1	Y	63				
				80*				
BAR FA	COLUMBUS	FJ 4	G5	1				
		FJ 4B	B	21				
		FJ 4B	C	3				
		R4Y 1	D3	5				
		T2J 1	B	1				
				31*				

[redacted]

DECLASSIFIED

TABLE 2 LOCATION OF AIRCRAFT INVENTORY AND PLANNED OPERATING ASSIGNMENTS

BY COMMAND AND UNIT

31 MARCH 1958

BUAER UNIT	LOCATION	MODEL	INVENTORY STATUS	INVENTORY NO. OF A/C	PLANNED ASSIGNMENTS 30 JUN 1958	30 SEP 1958	31 DEC 1958	31 MAR 1959
BAR FA	DALLAS	F8U 1	B	13				
		F8U 1	G5	1				
		F8U 1P	B	2				
		TT 1	V	3				
				19*				
BAR FA	EL SEGUNDO	F4D 1	B	10				
		F4D 1	C	20				
		F4D 1	G5	42				
		A4D 2	B	18				
		A4D 2	C	5				
		A4D 2	G5	1				
		A4D 1	G5	3				
		AD 5	EN	1				
		A3D 2	B	1				
		A3D 2	C	5				
		A3D 2	G5	1				
		A3D 1	G5	1				
				108*				
BAR FA	EST HARTFORD	HSS 1	V	2				
		HR2S 1	G5	1				
		HR2S 1	V	2				
		HRS 3	R	6				
		HUS 1	V	6				
		HUS 1A	V	2				
				19*				
BARR FA	FORT WORTH	HSL 1	V	1				
				1*				
BAR FA	ONTARIO	P2V 7	H6	4				
		R7V 1	B1	2				
				6*				
BAR FA	SAN DIEGO	YF2Y 1	V	1				
				1*				
BAR FA	ST LOUIS	F3H 2M	G5	17				
		F3H 2	B	3				
		F3H 2	C	1				
		F3H 2N	G5	28				
				49*				
MISCELLANEOUS BUAER ACTIVITIES								
POOL BUAER FA	ANACOSTIA	T 28B	EN	1				
				1*				
POOL BUAER FA	ATLANTA	R4D 8	Y	1				
				1*				
POOL BUAER FA	ATLANTIC CTY	F2H 3	EN	1				
		AD 5	HO	1				
				2*				
POOL BUAER FA	EL CENTRO	F9F 8T	Y	1				
				1*				
POOL BUAER FA	KEY WEST	F3H 2	HO	1				
				1*				
POOL BUAER FA	GROSSE ILE	S2F 1	HO	1				
				1*				
POOL BUAER FA	MEMPHIS	F9F 8	G6	1				
				1*				
POOL BUAER FA	PHILADELPHIA	A3D 1	EN	1				
				1*				
POOL BUAER FA	SPOKANE	F9F 6	EN	1				
				1*				
POOL BUAER FA	SO WEYMOUTH	F9F 6	EN	2				
				2*				
BUAER FA	ACFT ON LOAN	R5D 4R	U	1				
		R4D 5	U	2				
		R4D 6R	U	24				
		R4D 5R	U	15				
		JRF 5	U	2				
		JRB 4	U	2				
				46*				
STORAGE FACILITIES								
STORAGE FACLTY	LITCHFLD PRK	F7U 3	S3	2				
		F7U 3	WB	58				
		F7U 3M	WB	45				
		F9F 7	MX	35				
		F9F 7	Z	1				
		F9F 6	MX	44				
		F9F 5	MX	174				
		F9F 5	P4	3				
		F2H 2B	MX	7				
		FJ 2	MX	44				
		F3D 2	MX	9				
		F3D 2T2	MX	3				
		F3D 2M	MX	4				
		F7U 3P	WB	2				
		F9F 5P	MX	8				
		F9F 2P	MX	1				
		F9F 2P	P4	2				
		F2H 2P	MX	8				
		F9F 6D	MX	2				
		F8F 2D	MX	5				
		F9F 2KD	P4	2				
		AD 4B	MX	32				
		AD 4B	P4	5				
		AD 4NA	MX	90				
		AD 4NA	P4	15				
		AD 4NA	WB	2				
		AD 4	MX	19				
		AD 4	P4	22				
		AD 4	WB	23				
		AD 4	WD	1				
		AD 4	WF	6				
		AU 1	R	1				
		AD 5N	MX	1				
		AD 5W	MX	17				
		AD 5W	MY	8				
		AJ 2	MX	5				
		AJ 1	MX	15				
		P2V 4	MX	4				
		P2V 3	MX	10				
		P2V 3W	MX	4				
		P2V 3W	P4	6				
		P2V 3W	WF	2				
		P2V 2	MX	29				
		P2V 2	P4	7				
		WV 2	MX	5				
		R7V 2	M7	1				
		R4Q 1	MX	4				
		R4D 6	MX	1				
		R4D 5	MX	1				
		R4D 5R	WB	1				
		R4D 8Z	MX	1				
		R4D 6Z	MX	6				
		R4D 5Z	MX	1				
		UF 1	P4	2				
		JD 1	MX	8				
		JD 1X	MX	11				
		TV 2	MX	79				
		TV 2	P4	3				
		JRB 6	MX	11				
		JRB 6	P4	4				
		JRB 4	R	4				
		SNB 4	MX	6				
		SNB 4	MY	2				
		R4D 6Q	MX	2				
		R4D 6Q	P4	7				
		R4D 6Q	WB	2				
		R4D 5Q	MX	3				
		R4D 5Q	P4	1				
		R4D 5Q	WB	1				
		R4D 6S	MX	13				
		R4D 5S	MX	8				
		P4Y 2K	H7	6				
		P4Y 2K	MY	6				
				980*				
				3292				

DECLASSIFIED

DECLASSIFIED

[redacted]

TOTAL OPERATING AIRCRAFT

TABLE 3

SUMMARY OF AIRCRAFT INVENTORY AND PLANNED OPERATING ASSIGNMENTS

BY MODEL

31 MARCH 1958

CLASS & MODEL	COMMAND	OPERATING INVENTORY	PLANNED ASSIGNMENTS 30 JUN 1958	30 SEP 1958	31 DEC 1958	31 MAR 1959
TOTAL	LANT	2440	2321	2254	2217	2182
	PAC	2478	2704	2593	2581	2525
	NABS	490	456	490	444	440
	NATRA	2157	1750	1807	1778	1693
	NART	1188	1175	1155	1144	1103
	R&D	286	250	246	245	245
		9039	8656	8545	8409	8188
FIGHTER	LANT	717	643	626	622	618
	PAC	798	912	862	868	820
	NABS	21	17	11	5	
	NATRA	303	117	116	125	123
	NART	419	424	421	409	342
	R&D	116	97	97	97	97
		2374	2210	2133	2126	2000
ATTACK	LANT	622	635	616	584	556
	PAC	674	720	703	693	676
	NABS	35	31	27	27	25
	NATRA	161	128	141	181	184
	NART	101	77	72	74	79
	R&D	56	43	39	38	38
		649	1634	1598	1597	1558
ANTI SUBMARINE	LANT	135	125	125	125	125
	PAC	90	84	82	82	82
	NATRA	84	85	85	85	85
	NART	166	165	165	165	165
	R&D	5	6	6	6	6
		480	465	463	463	463
PATROL	LANT	193	199	199	198	198
	PAC	173	188	186	185	179
	NABS	1				
	NATRA	75	81	82	80	83
	NART	116	116	111	110	120
	R&D	21	20	20	20	20
		579	604	598	593	600
WARNING	LANT	47	48	48	48	48
	PAC	50	49	49	49	49
	NATRA	5	6	6	6	6
	R&D	8	3	3	3	3
		110	106	106	106	106
OBSERVATION	LANT	15	12	12	12	12
	PAC	23	24	24	24	24
		38	36	36	36	36
TRANSPORT	LANT	195	196	158	158	158
	PAC	161	181	154	154	155
	NABS	59	55	55	54	53
	NATRA	18	20	20	20	20
	NART	57	66	66	66	65
	R&D	15	17	17	17	17
		505	535	470	469	468
UTILITY	LANT	62	51	52	50	49
	PAC	61	63	64	61	61
	NABS	23	23	22	22	21
	NATRA	2	2	2	2	2
	NART	1	2	2	2	2
	R&D	5	5	5	5	5
		154	146	147	142	140
TRAINING	LANT	192	167	167	170	167
	PAC	196	196	176	170	175
	NABS	296	278	324	288	295
	NATRA	1414	1213	1260	1184	1095
	NART	276	265	261	260	270
	R&D	41	44	44	44	44
		2415	2163	2232	2116	2046
ROTARY WING	LANT	246	229	235	234	235
	PAC	252	287	293	295	304
	NABS	55	52	51	48	46
	NATRA	90	94	91	91	91
	NART	49	57	55	56	58
	R&D	16	11	11	11	11
		708	730	736	735	745
AIRSHIPS	LANT	16	16	16	16	16
	NATRA	5	4	4	4	4
	NART	3	3	2	2	2
	R&D	3	4	4	4	4
		27	27	26	26	26
		9039	8656	8545	8409	8188

CLASS & MODEL	COMMAND	OPERATING INVENTORY	PLANNED ASSIGNMENTS 30 JUN 1958	30 SEP 1958	31 DEC 1958	31 MAR 1959
FIGHTER						
VF DAY JET	LANT	396	319	311	293	295
	PAC	434	454	436	436	376
	NABS	21	17	11	5	
	NATRA	273	89	71	73	73
	NART	409	416	413	409	342
	R&D	49	45	45	45	45
		1582	1340	1287	1261	1131
VF DAY PROP	LANT	4	4			
	PAC	10	12			
	R&D		4	4	4	4
		14	20	4	4	4
VF AW JET	LANT	235	248	243	257	251
	PAC	261	353	337	347	359
	NATRA	2	8	39	46	44
	R&D	49	34	34	34	34
		547	643	653	684	688
VF P JET	LANT	56	45	45	45	45
	PAC	66	67	62	58	58
	NATRA	28	20	6	6	6
	NART	10	8	8		
	R&D	6	7	7	7	7
		166	147	128	116	116
VF D JET	LANT	20	22	22	22	22
	PAC	19	21	22	22	22
	R&D	12	7	7	7	7
		51	50	51	51	51
VF KD JET	LANT	6	5	5	5	5
	PAC	8	5	5	5	5
		14	10	10	10	10
		2374	2210	2133	2126	2000
ATTACK						
VA DAY JET	LANT	208	242	226	246	258
	PAC	280	335	344	363	368
	NATRA	101	83	97	137	136
	R&D	25	15	15	15	15
		614	675	682	761	777
VA DAY PROP	LANT	236	206	198	144	129
	PAC	202	206	180	152	130
	NABS	35	31	27	27	25
	NATRA	56	41	40	40	44
	NART	101	77	72	74	79
	R&D	14	12	10	10	10
		644	573	527	447	417
VA AW PROP	LANT	52	50	50	50	19
	PAC	65	54	54	54	54
	NATRA	4	4	4	4	4
	R&D	6	6	4	3	3
		127	114	112	111	80
VA W PROP	LANT	48	48	48	48	48
	PAC	59	48	48	48	48
	R&D	3	2	2	2	2
		110	98	98	98	98
VA P JET	LANT					1
	R&D	1				
		1				1
VA P PROP	LANT	9	9	9	9	9
	PAC	9	9	9	9	9
		18	18	18	18	18
VA Q JET	LANT		2	2	2	2
	PAC	2	2	2	2	2
		2	4	4	4	4
VA Q PROP	LANT	2	4	4	4	4
	PAC	4	4	4	4	4
		6	8	8	8	8
VA H JET	LANT	55	62	67	69	74
	PAC	35	44	46	47	49
	R&D	5	7	7	7	7
		95	113	120	123	130
VA H PROP	LANT	12	12	12	12	12
	PAC	18	18	16	14	12
	R&D	2	1	1	1	1
		32	31	29	27	25
		1649	1634	1598	1597	1558

[redacted]

DECLASSIFIED

TABLE 3 SUMMARY OF AIRCRAFT INVENTORY AND PLANNED OPERATING ASSIGNMENTS

BY MODEL

31 MARCH 1958

CLASS & MODEL	COMMAND	OPERATING INVENTORY	PLANNED ASSIGNMENTS 30 JUN 1958	30 SEP 1958	31 DEC 1958	31 MAR 1959
ANTI SUBMARINE						
VS	LANT	135	125	125	125	125
	PAC	90	84	82	82	82
	NATRA	84	85	85	85	85
	NART	166	165	165	165	165
	R&D	5	6	6	6	6
		480	465	463	463	463
		480	465	463	463	463
PATROL						
VP L	LANT	145	149	149	148	148
	PAC	106	116	114	113	107
	NABS	1				
	NATRA	51	53	54	53	53
	NART	116	116	111	110	120
	R&D	20	20	20	20	20
		439	454	448	444	448
VP S	LANT	48	50	50	50	50
	PAC	67	72	72	72	72
	NATRA	24	28	28	27	30
	R&D	1				
		140	150	150	149	152
		579	604	598	593	600
WARNING						
VW WEA	LANT	3	6	6	6	6
		3	6	6	6	6
VW AEW	LANT	44	42	42	42	42
	PAC	50	49	49	49	49
	NATRA	5	6	6	6	6
	R&D	8	3	3	3	3
		107	100	100	100	100
		110	106	106	106	106
OBSERVATION						
VO	LANT	15	12	12	12	12
	PAC	23	24	24	24	24
		38	36	36	36	36
		38	36	36	36	36
TRANSPORT						
VR H	LANT	58	60	24	24	24
	PAC	84	97	69	69	69
	NABS	5	6	6	6	6
	NATRA	4	6	6	6	6
	NART	36	42	42	42	42
	R&D	3	6	6	6	6
		190	217	153	153	153
VR M	LANT	113	111	109	109	109
	PAC	52	56	56	56	56
	NABS	53	48	48	47	46
	NATRA	14	14	14	14	14
	NART	21	24	24	24	23
	R&D	12	10	10	10	10
		265	263	261	260	258
VR S	PAC	3	3	3	3	3
		3	3	3	3	3
VR C	LANT	24	25	25	25	25
	PAC	22	25	26	26	27
	NABS	1	1	1	1	1
	R&D		1	1	1	1
		47	52	53	53	54
		505	535	470	469	468
UTILITY						
VU SAR	LANT	31	24	23	21	20
	PAC	27	28	28	25	25
	NABS	23	23	22	22	21
	NATRA	2	2	2	2	2
	NART	1	2	2	2	2
	R&D		1	1	1	1
		84	80	78	73	71
VU TOW	LANT	31	27	29	29	29
	PAC	34	35	36	36	36
	R&D	5	4	4	4	4
		70	66	69	69	69
		154	146	147	142	140

CLASS & MODEL	COMMAND	OPERATING INVENTORY	PLANNED ASSIGNMENTS 30 JUN 1958	30 SEP 1958	31 DEC 1958	31 MAR 1959
TRAINING						
VT JET	LANT	86	75	74	77	76
	PAC	89	93	89	85	92
	NABS	18	24	30	36	46
	NATRA	267	334	330	306	260
	NART	71	88	88	88	101
	R&D	14	15	15	15	15
		545	629	626	607	590
VT ME	LANT	84	73	75	75	75
	PAC	88	81	72	71	69
	NABS	206	204	202	200	197
	NATRA	203	226	172	164	164
	NART	132	135	132	132	131
	R&D	14	15	15	15	15
		727	734	668	657	651
VT SE	LANT	11	10	10	10	12
	PAC	13	16	10	10	10
	NABS	71	49	91	51	51
	NATRA	939	649	754	710	667
	NART	69	38	38	38	38
	R&D	3	3	3	3	3
		1106	765	906	822	781
VT E	LANT	3				
	NART	4	4	3	2	
	R&D	1	2	2	2	2
		8	6	5	4	2
VT NAV	NABS	1	1	1	1	1
	NATRA	5	4	4	4	4
		6	5	5	5	5
VT D JET	LANT	4	4	4	4	4
	PAC	6	6	5	4	4
	R&D	1	1	1	1	1
		11	11	10	9	9
VT D PROP	LANT	3	4	4	4	
	R&D	6	6	6	6	6
		9	10	10	10	6
VT KD JET	LANT	1	1			
	R&D	2	2	2	2	2
		3	3	2	2	2
		2415	2163	2232	2116	2046
ROTARY WING						
HS	LANT	93	87	87	87	87
	PAC	57	56	56	56	58
	NART	10	19	21	22	30
	R&D	11	8	8	8	8
		171	170	172	173	183
HO	LANT	24	14	13	12	12
	PAC	34	34	32	30	29
	NABS	11	12	12	10	8
	NATRA	27	28	23	20	20
		96	88	80	73	70
HR	LANT	52	50	49	45	41
	PAC	67	77	79	75	79
	NABS	15	9	11	10	10
	NATRA		6	10	13	13
	NART	3	3	2	2	
	R&D	3	2	2	2	2
		140	147	153	147	145
HU	LANT	67	75	83	87	92
	PAC	88	115	122	130	135
	NABS	29	31	28	28	28
	NATRA	23	20	19	19	19
	NART	29	29	28	29	28
	R&D	2	1	1	1	1
		238	271	281	294	303
HT	LANT	10	3	3	2	2
	PAC	6	5	4	4	3
	NATRA	40	40	39	39	39
	NART	7	6	4	3	
		63	54	50	48	44
		708	730	736	735	745
AIRSHIPS						
ZP	LANT	12	13	13	13	13
	NATRA	5	4	4	4	4
	NART	3	3	2	2	2
	R&D	2	3	3	3	3
		22	23	22	22	22
ZW	LANT	4	3	3	3	3
	R&D	1	1	1	1	1
		5	4	4	4	4
		27	27	26	26	26

[redacted]

DECLASSIFIED

TOTAL OPERATING AIRCRAFT

TABLE 3 SUMMARY OF AIRCRAFT INVENTORY AND PLANNED OPERATING ASSIGNMENTS

BY MODEL

31 MARCH 1958

CLASS & MODEL		COMMAND	OPERATING INVENTORY	PLANNED ASSIGNMENTS 30 JUN 1958	30 SEP 1958	31 DEC 1958	31 MAR 1959
VF D JET							
	F9F 6D	LANT	9	7	7	7	7
		PAC	7	6	7	7	7
		R&D	11	5	5	5	5
			27	18	19	19	19
	FJ 3D	LANT	11	8	8	8	8
		PAC	12	8	8	8	8
		R&D	1	2	2	2	2
			24	18	18	18	18
	FJ 3D1	LANT		7	7	7	7
		PAC		7	7	7	7
				14	14	14	14
			51	50	51	51	51
VF KD JET							
	F9F 5KD	LANT	2	5	5	5	5
		PAC	3	5	5	5	5
			5	10	10	10	10
	F9F 2KD	LANT	4				
		PAC	5				
			9				
			14	10	10	10	10
ATTACK							
VA DAY JET							
	A4D 2	LANT	79	140	152	186	198
		PAC	7	10	51	89	120
		R&D	3	4	4	4	4
			89	154	207	279	322
	A4D 1	LANT	42	52	52	38	38
		PAC	60	69	72	72	70
		R&D	10	4	4	4	4
			112	125	128	114	112
	FJ 4B	PAC	157	193	183	180	178
		R&D	7	2	2	2	2
			164	195	185	182	180
	F9F 8B	LANT	87	50	22	22	22
		PAC	56	63	38	22	
		NATRA	101	83	97	137	136
		R&D	5	5	5	5	5
			249	201	162	186	163
			614	675	682	761	777
VA DAY PROP							
	AD 7	PAC	49	51	44	44	44
		R&D	4	2	2	2	2
			53	53	46	46	46
	AD 6	LANT	183	183	183	131	117
		PAC	129	132	114	91	72
		NABS			1	6	9
		NATRA			16	20	33
		NART			18	32	48
		R&D	1	4	2	2	2
			313	319	334	282	281
	AD 5	LANT	49	21	13	12	12
		PAC	24	23	22	17	14
		NABS	9	8	8	8	6
		NATRA	1	1	1	1	1
		NART	41	58	54	42	31
		R&D	7	6	6	6	6
			131	117	104	86	70
	AD 4L	NABS	1				
			1				
	AD 4B	LANT	4	2	2	1	
		NABS	21	18	18	13	10
		NATRA	1				
		NART	49	19			
			75	39	20	14	10
	AD 4NA	NABS	4	5			
		NATRA	21	13			
		NART	11				
		R&D	2				
			38	18			
	AD 4	NATRA	33	27	23	19	10
			33	27	23	19	10
			644	571	527	447	417

CLASS & MODEL		COMMAND	OPERATING INVENTORY	PLANNED ASSIGNMENTS 30 JUN 1958	30 SEP 1958	31 DEC 1958	31 MAR 1959
VA AW PROP							
	AD 5N	LANT	42	38	35	33	
		PAC	55	42	39	35	32
		NATRA	4	4	4	4	4
		R&D	4	4	2	1	1
			105	88	80	73	37
	AD 5Q	LANT	8	10	13	15	17
		PAC	8	10	13	17	20
		R&D	2	2	2	2	2
			18	22	28	34	39
	AD 4Q	LANT	1				
			1				
	TF 1Q	LANT	1	2	2	2	2
		PAC	2	2	2	2	2
			3	4	4	4	4
			127	114	112	111	80
VA W PROP							
	AD 5W	LANT	48	48	48	48	48
		PAC	59	48	48	48	48
		R&D	3	2	2	2	2
			110	98	98	98	98
			110	98	98	98	98
VA P JET							
	A3D 1P	LANT					1
		R&D	1				
			1				1
			1				1
VA P PROP							
	AJ 2P	LANT	9	9	9	9	9
		PAC	9	9	9	9	9
			18	18	18	18	18
			18	18	18	18	18
VA Q JET							
	A3D 1Q	LANT		2	2	2	2
		PAC	2	2	2	2	2
			2	4	4	4	4
			2	4	4	4	4
VA Q PROP							
	P4M 1Q	LANT	2	4	4	4	4
		PAC	4	4	4	4	4
			6	8	8	8	8
			6	8	8	8	8
VA H JET							
	A3D 2	LANT	34	36	41	43	48
		PAC	35	44	46	47	49
			69	80	87	90	97
	A3D 1	LANT	21	26	26	26	26
		R&D	5	7	7	7	7
			26	33	33	33	33
			95	113	120	123	130
VA H PROP							
	AJ 2	LANT	12	12	12	12	12
		PAC	18	18	16	14	12
			30	30	28	26	24
	AJ 1	R&D	2	1	1	1	1
			2	1	1	1	1
			32	31	29	27	25

[redacted]L

50

TABLE 3

TOTAL OPERATING AIRCRAFT

DECLASSIFIED

SUMMARY OF AIRCRAFT INVENTORY AND PLANNED OPERATING ASSIGNMENTS

BY MODEL

31 MARCH 1958

CLASS & MODEL	COMMAND	OPERATING INVENTORY	PLANNED ASSIGNMENTS 30 JUN 1958	30 SEP 1958	31 DEC 1958	31 MAR 1959
ANTI SUBMARINE						
VS						
S2F 2	LANT	26	16	16	20	20
	PAC	26	10	10	14	14
	R&D		2	2	2	2
		52	28	28	36	36
S2F 1	LANT	109	109	109	105	105
	PAC	64	74	72	68	68
	NATRA	25				
	NART	166	165	165	165	165
	R&D	5	4	4	4	4
		369	352	350	342	342
S2F 1T	NATRA	59	40	40	40	40
		59	40	40	40	40
S2F 1 1T	NATRA		45	45	45	45
			45	45	45	45
		480	465	463	463	463
PATROL						
VP L						
P2V 7	LANT	52	55	55	55	55
	PAC	32	36	36	36	41
	R&D	4	3	3	3	3
		88	94	94	94	99
P2V 6	NART	16				
		16				
P2V 6F	NART	1				
		1				
P2V 6 6F	NART		20	18	18	18
			20	18	18	18
P2V 6M	NART	20	20	20	17	17
	R&D	2	2	2	2	2
		22	22	22	19	19
P2V 5	NART	4	4	4	4	4
		4	4	4	4	4
P2V 5F	LANT	84	84	84	84	84
	PAC	66	72	70	69	58
	NART	55	59	63	66	76
	R&D	5	8	8	8	8
		210	223	225	227	226
P2V 5FD	LANT	1	1	1	1	1
	PAC	1	1	1	1	1
		2	2	2	2	2
P2V 5JF	NART	8	9	6	5	5
		8	9	6	5	5
P2V 4	NATRA	29	28	28	28	28
	NART	2				
	R&D	4	3	3	3	3
		35	31	31	31	31
P2V 3	LANT	1				
	NATRA	7	11	12	13	15
	R&D	2	1	1	1	1
		10	12	13	14	16
P2V 3B	LANT	7	9	9	8	8
	PAC	7	7	7	7	7
		14	16	16	15	15
P2V 3W	R&D	1	1	1	1	1
		1	1	1	1	1
P2V 2	NABS	1				
	NATRA	15	14	14	12	10
	R&D	2	2	2	2	2
		18	16	16	14	12
P4Y 2	NART	10	4			
		10	4			
		439	454	448	444	448

CLASS & MODEL	COMMAND	OPERATING INVENTORY	PLANNED ASSIGNMENTS 30 JUN 1958	30 SEP 1958	31 DEC 1958	31 MAR 1959
VP S						
P5M 2	LANT	28	26	26	26	26
	PAC	33	36	36	36	36
	R&D	1				
		62	62	62	62	62
P5M 1	LANT	20	24	24	24	24
	PAC	34	36	36	36	36
	NATRA	7	12	14	17	20
		61	72	74	77	80
P8M 5S2	NATRA	17	16	14	10	10
		17	16	14	10	10
		140	150	150	149	152
WARNING						
VW WEA						
WV 3	LANT	3	6	6	6	6
		3	6	6	6	6
		3	6	6	6	6
VW AEW						
WV 2 2E	R&D		3	3	3	3
			3	3	3	3
WV 2	LANT	44	42	42	42	42
	PAC	50	49	49	49	49
	NATRA	5	6	6	6	6
	R&D	7				
		106	97	97	97	97
WV 2E	R&D	1				
		1				
		107	100	100	100	100
OBSERVATION						
VO						
OE 2	LANT	8	6	6	6	6
	PAC	12	12	12	12	12
		20	18	18	18	18
OE 1	LANT	7	6	6	6	6
	PAC	11	12	12	12	12
		18	18	18	18	18
		38	36	36	36	36
TRANSPORT						
VR H						
R6D 1	LANT	34	37	2	2	2
	PAC	9	12	12	12	12
		43	49	14	14	14
R7V 1	LANT	4	4	4	4	4
	PAC	31	35	7	7	7
	R&D		3	3	3	3
		35	42	14	14	14
R5D 2 3	LANT		12	11	11	11
	PAC		41	41	41	41
	NABS		1	1	1	1
	NATRA		1	1	1	1
	NART		34	34	34	34
	R&D		2	2	2	2
			91	90	90	90
R5D 5	NABS	1	1	1	1	1
		1	1	1	1	1

[redacted]

DECLASSIFIED

TABLE 3 SUMMARY OF AIRCRAFT INVENTORY AND PLANNED OPERATING ASSIGNMENTS

BY MODEL

31 MARCH 1958

CLASS & MODEL	COMMAND	OPERATING INVENTORY	PLANNED ASSIGNMENTS 30 JUN 1958	30 SEP 1958	31 DEC 1958	31 MAR 1959
R5D 3	LANT	10				
	PAC	28				
	NABS	2	2	2	2	2
	NART	18				
	R&D	1				
		59	2	2	2	2
R5D 2	LANT	3				
	PAC	8				
	NATRA	1	1	1	1	1
	NART	13				
	R&D	2				
		27	1	1	1	1
R5D 5R	PAC				1	2
					1	2
R5D 4R	LANT	1	1	1	1	1
	PAC	3	4	4	3	2
	NABS	2	2	2	2	2
	NATRA	2	2	2	2	2
	NART	5	8	8	8	8
	R&D		1	1	1	1
		13	18	18	17	16
R6D 1Z	LANT	3	4	4	4	4
	PAC	2	2	2	2	2
		5	6	6	6	6
R5D Z	LANT		2	2	2	2
	PAC		3	3	3	3
	NATRA		2	2	2	2
			7	7	7	7
R5D 3Z	LANT	1				
	PAC	1				
	NATRA	1				
		3				
R5D 2Z	LANT	2				
	PAC	2				
		4				
		190	217	153	153	153
VR M						
R4Q 2	LANT	41	45	45	45	45
		41	45	45	45	45
R4Q 1	PAC	15	18	18	18	18
	NABS	2	5	5	5	5
	NATRA	2	2	2	2	2
		19	25	25	25	25
R4D 8	LANT	24	23	21	21	21
	PAC	18	15	15	15	15
	NABS	25	21	21	20	20
	NATRA	9	8	8	8	8
	NART	8	10	10	10	10
	R&D	4	2	2	2	2
		88	79	77	76	76
R4D 5 6	LANT		24	25	25	25
	PAC		17	17	17	17
	NABS		8	8	8	7
	NART		11	11	11	10
	R&D		6	6	6	6
			66	67	67	65
R4D 6	LANT	17				
	PAC	9				
	NABS	6	4	4	4	4
	NATRA	1	1	1	1	1
	NART	5				
	R&D	3				
		41	5	5	5	5
R4D 5	LANT	12				
	PAC	6	1	1	1	1
	NABS	8	1	1	1	1
	NATRA	1	1	1	1	1
	NART	6				
	R&D	3				
		36	3	3	3	3
R4D R	NART		1	1	1	1
			1	1	1	1
R4D 6R	LANT	1	1			
	NABS	1				
	NART	1				
		3	1			
R4D 8Z	PAC	1	1	1	1	1
	NABS	2	2	2	2	2
		3	3	3	3	3
R4D 5Z	NABS	1				
		1				
R4Y 1 2	R&D		2	2	2	2
			2	2	2	2
R4Y 2	NABS	2	2	2	2	2
		2	2	2	2	2
R4Y 1	LANT	18	18	18	18	18
	PAC	3	4	4	4	4
	NABS	5	4	4	4	4
	NATRA	1	2	2	2	2
	NART	1	2	2	2	2
	R&D	2				
		30	30	30	30	30
R4Y 1Z	NABS	1	1	1	1	1
		1	1	1	1	1
		265	263	261	260	258
VR S						
R3Y 2	PAC	2	2	2	2	2
		2	2	2	2	2
R3Y 1	PAC	1	1	1	1	1
		1	1	1	1	1
		3	3	3	3	3
VR C						
TF 1	LANT	24	25	25	25	25
	PAC	22	25	26	26	27
	NABS	1	1	1	1	1
	R&D		1	1	1	1
		47	52	53	53	54
		47	52	53	53	54
UTILITY						
VU SAR						
UF 1 1T	NABS		23	22	22	21
	NATRA		2	2	2	2
	R&D		1	1	1	1
			26	25	25	24
UF 1	LANT	23	18	18	18	18
	PAC	27	28	28	25	25
	NABS	19				
	NATRA	2				
	NART	1	2	2	2	2
		72	48	48	45	45
UF 1T	NABS	4				
		4				
UC 1	LANT	8	6	5	3	2
		8	6	5	3	2
		84	80	78	73	71
VU TOW						
JD 1	LANT	23	23	23	23	23
	PAC	28	33	33	33	33
	R&D	1	1	1	1	1
		52	57	57	57	57
JD 1D	LANT	8	4	6	6	6
	PAC	6	2	3	3	3
	R&D	4	3	3	3	3
		18	9	12	12	12
		70	66	69	69	69
TRAINING						
VT JET						
T2V 1	NABS					7
	NATRA	51	125	146	138	116
	R&D	7	5	5	5	5
		58	130	151	143	128
TV 2	LANT	62	54	53	53	45
	PAC	63	70	66	61	52
	NABS	18	24	30	36	39
	NATRA	149	123	76	38	14
	NART	71	88	88	88	88
	R&D	3	10	10	10	10
		366	369	323	286	248
TT 1	NATRA		7	9	9	9
			7	9	9	9
F9F 8T	LANT	24	21	21	24	31
	PAC	26	23	23	24	40
	NATRA	67	79	99	121	121
	NART					13
	R&D	4				
		121	123	143	169	205
		545	629	626	607	590

TOTAL OPERATING AIRCRAFT

DECLASSIFIED

TABLE 3

SUMMARY OF AIRCRAFT INVENTORY AND PLANNED OPERATING ASSIGNMENTS

BY MODEL

31 MARCH 1958

CLASS & MODEL	COMMAND	OPERATING INVENTORY	PLANNED ASSIGNMENTS 30 JUN 1958	30 SEP 1958	31 DEC 1958	31 MAR 1959
VT ME						
JRB 6	NABS	53	49	47	35	29
	NART	1	1	1	1	1
		54	50	48	36	30
JRB 4	LANT	2				
	NABS	5	4	1		
	NATRA	3	1			
	NART	9	10	7	7	3
	R&D	3	2	2	2	2
		22	17	10	9	5
SNB 5	LANT	78	70	72	72	72
	PAC	80	74	65	64	62
	NABS	132	135	140	153	158
	NATRA	189	215	162	154	154
	NART	117	120	120	120	123
	R&D	10	12	12	12	12
		606	626	571	575	581
SNB 4	LANT	1	1	1	1	1
	NABS	9	9	7	5	3
		10	10	8	6	4
SNB 5P	LANT	3	2	2	2	2
	PAC	8	7	7	7	7
	NABS	7	7	7	7	7
	NATRA	11	10	10	10	10
	NART	5	4	4	4	4
	R&D	1	1	1	1	1
		35	31	31	31	31
		727	734	668	657	651
VT SE						
T 34B	NABS	18	18	18	18	18
	NATRA	207	206	206	206	206
	NART	39	38	38	38	38
	R&D	1				
		265	262	262	262	262
T 28B	LANT	11	10	10	10	12
	PAC	13	16	10	10	10
	NABS	16	31	33	33	33
	NATRA	314	178	287	279	280
	R&D	2	2	2	2	2
		356	237	342	334	337
T 28C	NATRA	287	265	261	225	181
	R&D		1	1	1	1
		287	266	262	226	182
SNJ 6	NATRA	19				
	NART	1				
		20				
SNJ 5	NABS	2				
	NATRA	85				
	NART	29				
		116				
SNJ 5B	NATRA	27				
		27				
N3N 3	NABS	35		40		
		35		40		
		1106	765	906	822	781
VT E						
R4D Q	R&D		2	2	2	2
			2	2	2	2
R4D 6Q	R&D	1				
		1				
R4D S	NART		4	3	2	
			4	3	2	
R4D 6S	LANT	2				
	NART	2				
		4				
R4D 5S	LANT	1				
	NART	2				
		3				
		8	6	5	4	2
VT NAV						
R4D 7	NABS	1	1	1	1	1
	NATRA	5	4	4	4	4
		6	5	5	5	5
		6	5	5	5	5
VT D JET						
TV 2D	LANT	4	4	4	4	4
	PAC	6	6	5	4	4
	R&D	1	1	1	1	1
		11	11	10	9	9
		11	11	10	9	9
VT D PROP						
T 28BD	LANT	3	4	4	4	
	R&D	6	6	6	6	6
		9	10	10	10	6
		9	10	10	10	6
VT KD JET						
TV 2KD	LANT	1	1			
	R&D	2	2	2	2	2
		3	3	2	2	2
		3	3	2	2	2
ROTARY WING						
HS						
HSS 1	LANT	93	85	80	74	70
	PAC	57	54	49	44	42
	NART	10	19	21	22	30
	R&D	5	2	2	2	2
		165	160	152	142	144
HSS 1N	LANT		2	7	13	17
	PAC		2	7	12	16
	R&D		2	2	2	2
			6	16	27	35
HSL 1	R&D	6	4	4	4	4
		6	4	4	4	4
		171	170	172	173	183

DECLASSIFIED

TABLE 3 SUMMARY OF AIRCRAFT INVENTORY AND PLANNED OPERATING ASSIGNMENTS

BY MODEL

31 MARCH 1958

CLASS & MODEL	COMMAND	OPERATING INVENTORY	PLANNED ASSIGNMENTS 30 JUN 1958	30 SEP 1958	31 DEC 1958	31 MAR 1959
HO						
HOK 1	LANT	19	12	12	12	12
	PAC	34	34	32	30	29
	NABS	6	7	7	5	3
		59	53	51	47	44
HO4S 3	LANT	5	2	1	1	1
	NABS	3	3	5	5	5
	NATRA	25	28	23	20	20
		33	33	29	26	26
HO4S 1	NABS	2	2			
		2	2			
HO3S 1	NATRA	2				
		2				
		96	88	80	73	70
HR						
HR2S 1W	R&D	1				
		1				
HR2S 1	LANT	11	15	14	14	14
	PAC	6	13	21	26	30
	NABS	2				
	R&D	1	1	1	1	1
		20	29	36	41	45
HRS 3	LANT	40	34	34	31	27
	PAC	61	64	58	49	49
	NABS	9	5	7	7	7
	NATRA		6	10	13	13
	R&D	1	1	1	1	1
		111	110	110	101	97
HRS 1	LANT	1	1	1		
	NABS	4	4	4	3	3
	NART	3	3	2	2	
		8	8	7	5	3
		140	147	153	147	145
HU						
HUK 1	LANT		5	8	11	12
	PAC		5	8	10	11
			10	16	21	23
HUS 1	LANT	22	24	29	33	37
	PAC	36	52	59	67	74
	NABS	6	6	6	6	6
	R&D	1	1	1	1	1
		65	83	95	107	118
HUS 1A	LANT	6	8	9	10	10
	PAC	7	12	12	12	10
	NABS	2	2	2	2	2
		15	22	23	24	22
HUL 1	LANT	11	9	8	6	6
	PAC	7	8	8	7	6
		18	17	16	13	12
HUP 2	LANT	28	29	29	27	27
	PAC	38	38	35	34	34
	NABS	20	22	19	19	19
	NATRA	23	20	19	19	19
	NART	29	29	28	29	28
	R&D	1				
		139	138	130	128	127
HUP 1	NABS	1	1	1	1	1
		1	1	1	1	1
		238	271	281	294	303

CLASS & MODEL	COMMAND	OPERATING INVENTORY	PLANNED ASSIGNMENTS 30 JUN 1958	30 SEP 1958	31 DEC 1958	31 MAR 1959
HT						
HTL 7	NATRA		1	9	12	12
			1	9	12	12
HTL 6	NATRA	34	36	30	27	27
		34	36	30	27	27
HTL 5	LANT	10	3	3	2	2
	NATRA	6	3			
	NART	6	3	2	1	
		22	9	5	3	2
HTL 4	PAC	6	5	4	4	3
	NART	1	3	2	2	
		7	8	6	6	3
		63	54	50	48	44
AIRSHIPS						
ZP						
ZS2G 1	LANT	5	7	7	7	7
	NATRA	1	2	2	2	2
	R&D	1				
		7	9	9	9	9
ZSG 4	NATRA	4	2	2	2	2
	NART	1	2	2	2	2
	R&D		1	1	1	1
		5	5	5	5	5
ZSG 3	NART	2	1			
		2	1			
ZPG 2	LANT	7	6	6	6	6
	R&D	1	1	1	1	1
		8	7	7	7	7
ZPG 1	R&D		1	1	1	1
			1	1	1	1
		22	23	22	22	22
ZW						
ZPG 2W	LANT	4	3	3	3	3
	R&D	1	1	1	1	1
		5	4	4	4	4
		5	4	4	4	4

DECLASSIFIED

[redacted]

TOTAL PROGRAM AND NON-PROGRAM AIRCRAFT

TABLE 4 LOCATION OF AIRCRAFT INVENTORY BY ORGANIZATIONAL UNIT

31 MARCH 1958

LOCATION	UNIT	NO. OF A/C	COM-MAND
ABD ALBANY	HU 2 DET 20	1	11
ABD BENINGTN	VA 151	12	21
ABD CHMPLAIN	VS 36	22	11
	HS 1	15	11
	HU 2 DET 34	1	11
	HMRM 461	14	19
ABD DESMOINS	HU 2 DET 23	1	11
ABD ESSEX	VF 11	11	11
	VA 83	15	11
	VFP 62 DET 45	3	11
	VAAW 33 DET 45	4	11
	VAW 12 DET 45	4	11
	VAH 7 DET 45	5	11
	HU 2 DET 45	1	11
ABD FORRESTL	VF 82	17	11
ABD GLACIER	HU 2 DET 69	2	11
ABD HANCOCK	VF 23	8	21
	VF 154	12	21
	VA 155	15	21
	VAAW 35 DET D	4	21
	VAH 4 DET D	5	21
ABD HORNET	VF 94	14	21
	VF 152	10	21
	VA 214	14	21
	VA 216	14	21
	VAAW 35 DET K	3	21
	VAH 16 DET K	4	21
ABD INTREPID	HU 2 DET 33	1	11
ABD KEARSRGE	VA 26	9	21
	VF 53	11	21
	VA 96	9	21
	VF 194	5	21
	VFP 61 DET J	3	21
	VAAW 35 DET J	3	21
	VAW 11 DET J	3	21
	VAH 16 DET J	3	21
ABD LEYTE	VS 39	21	11
	HS 9	15	11
	HU 2 DET 51	2	11
ABD MAURY	HU 2 DET 75	1	11
ABD MTMCKNLY	HU 2 DET 94	1	11
ABD NEOSHO	HU 2 DET 90	1	11
ABD NEPTUNE	HU 2 DET 79	1	11
ABD PHIL SEA	VS 21	23	21
	HS 5	16	21
	HMRL 163	19	29
ABD ROOSEVLT	VAH 3	10	11
	HU 2 DET 37	1	11
ABD SALEM	HU 2 DET 27	1	11
ABD SARATOGA	VF 31	11	11
	VF 32	12	11
	VA 34	13	11
	VA 35	16	11
	VFP 62 DET 43	3	11
	VAAW 33 DET 43	5	11
	VAH 9	12	11
	HU 2 DET 43	1	11
ABD SHANGRLA	VA 113	12	21
	VF 114	10	21
	VA 115	15	21
	VA 156	12	21
	VFP 61 DET G	3	21
	VAAW 35 DET C	4	21
	VAW 11 DET C	3	21
	VAH 4 DET C	4	21
ABD TANNER	HU 2 DET 76	2	11
ABD THETIS B	H&MS 16	5	29
ABD TICNDRGA	VA 93	14	21
	VA 95	11	21
	VF 122	8	21
	VFP 61 DET M	3	21
	VAAW 35 DET M	3	21
	VAW 11 DET M	3	21
	VAH 2 DET M	6	21
ABD TRUCKEE	HU 2 DET 89	1	11
ABD WASP	VA 44	19	11
	VS 31	26	11
	HS 11	17	11
	HU 2 DET 48	1	11
ADAK	NAVSTA 17 ND	4	21
AGANA	VAP 61	11	21
	VAP 61 DET U	4	21
	VW 1	12	21
	VW 3	13	21
	NAS ADV BASE	7	21
AKRON	BAR AKRON	1	31
	BAR FA	1	88
ALAMEDA	VF 24	14	21
	VA 63	14	21
	VF 64	13	21
	VA 65	14	21
	VF 52	14	21
	VF 92	19	21
	VF 111	16	21
	VA 196	15	21
	VP 9	12	21
	VP 19	11	21
	VP 47	12	21
	FASRON 8	79	21
	FASRON 116	11	21
	VR 2	3	21
	NAS 12 NAV DST	12	31
	O&R BUAER FA	264	88
ANACOSTIA	NAS ANACOSTIA	83	31
	HQ MC FLT SECT	16	39
	NARTU	43	50
	NAS R&D	1	70
	POOL BUAER FA	1	88
ANCHORAGE	CAA	1	70
ANNAPOLIS	NAF ANNAPOLIS	48	31
ARGENTIA	VW 15	14	11
	FASRON 106	2	11
	NAVSTA	3	11
ATLANTA	NAS NART	39	50
	POOL BUAER FA	1	88
ATLANTIC CTY	VAAW 33	38	11
	VFAW 4	40	11
	VX 3	20	11
	NAS 4 NAV DST	5	31
	POOL BUAER FA	2	88
ATSUGI	VFP 61 DET D	2	21
	VFP 61 DET K	3	21
	VAW 11 DET D	3	21
	VAW 11 DET K	3	21
	GMGRU 1 DET M	2	21
	H&MS 11	12	29
	VMF 323	24	29
	VMFAW 115	20	29
	VMFAW 513	23	29
	VMJ 1	11	29
	FASRON 11	47	21
	VU 5	14	21
	VR 21 DET	11	21
	NAS ADV BASE	3	21
AUSTRALIA	ATT MELBOURNE	1	21
BALTIMORE	BAR BALTIMORE	1	31
	BAR R&D	6	70
	BAR FA	27	88
BARBERS PNT	GMGRU 1	14	21
	GMGRU 1 DET C	2	21
	VP 22	12	21
	VP 28	12	21
	AIRBARSRON 2	44	21
	FASRON 117	18	21
	VU 1	26	21
	VR 21	12	21
	NAS 14 NAVDST	6	21
BARIN FLD	NAAS NABTC	186	41
BEAUFORT	VMF 235	24	19
	VMF 312	29	19
	MCAAS	8	39
BERMUDA	VP 45	11	11
	VP 49	13	11
	FASRON 111	2	11
BETHPAGE	BAR R&D	16	70
	BAR FA	20	88
BIKINI	HMRL 361	14	29
BLOOMFIELD	BAR R&D	9	70
	BARR FA	5	88
BOSTON	INM	4	70
	ONR	1	70
BRAZIL	MISSION RIO DJ	1	11
BROWN FIELD	VU 3	23	21
	VU 7	46	21
	NAAS 11 NAVDST	2	31
BRUNSWICK	VP 7	12	11
	VP 10	13	11
	VP 11	13	11
	VP 21	12	11
	VP 23	13	11
	VP 26	12	11
	FASRON 108	2	11
	NAS 1 NAV DST	3	31
BUENOS AIRES	NAV ADV GROUP	1	11
BUFFALO	BAR R&D	5	70
BURBANK	BAR BURBANK	1	31
	BAR R&D	7	70
	BAR FA	80	88
CABANISS FLD	NAAS NAATC	23	43
CAMP PENDLET	VMO 6	24	29
CECIL FIELD	VA 12	16	11
	VF 14	18	11
	VA 36	16	11
	VF 43	12	11
	VF 62	12	11
	VA 46	17	11
	VF 102	12	11
	VF 103	21	11
	VA 105	13	11
	VA 106	14	11
	VA 172	13	11
	VF 174	16	11
	FASRON 9	13	11
	NAS 6 NAV DST	4	31
CHASE	NAAS NAATC	188	43
CHERRY POINT	MARS MWSG 27	23	19
	H&MS 24	7	19
	H&MS 32	8	19
	VMFAW 114	20	19
	VMFAW 531	22	19
	VMA 533	19	19
	VMCJ 2	21	19
	VMR 153	13	19
	VMR 252	13	19
	MARTRAREPLGRU20	4	19
	VMAT 20	11	19
	VMFTAW 20	12	19
	VMIT 20	12	19
	MCAS SO&ES	14	39
	O&R BUAER FA	63	88
CHILE	MISSION VLPRSO	1	11

[redacted]

DECLASSIFIED

TOTAL PROGRAM AND NON-PROGRAM AIRCRAFT

TABLE 4 LOCATION OF AIRCRAFT INVENTORY BY ORGANIZATIONAL UNIT

31 MARCH 1958

LOCATION	UNIT	NO. OF A/C	COM-MAND
CHINA LAKE	VX 5	17	21
	NAF 11 NAV DST	2	31
	NAF R&D	51	70
CHINCOTEAGUE	GMGRU 2	23	11
	FASRON 121	2	11
	VU 4	46	11
	NAAS 5 NAV DST	2	31
	NAOTS	12	70
CLEVELAND	NACA	1	70
COLORADO SPR	COMNAVCONAD	5	31
COLOMBIA	MISSION BOGOTA	2	11
COLUMBUS	NAS NART	55	50
	BAR R&D	8	70
	BAR FA	31	88
COPODICHINO	VW 2 DET B	1	11
CRPS CHRISTI	NAS NAATC	257	43
	O&R BUAER FA	109	88
CORRY FIELD	NAAS NABTC	203	41
CUBA	MISSION HAVANA	1	11
CUBI PNT	VF 91	11	21
	VMA 332	24	29
	FASRON 113	7	21
	VU 5 DET A	4	21
	NAS CUBI PNT	2	21
DAHLGREN	NAF	1	31
DALLAS	NAS NART	68	50
	BAR R&D	22	70
	BAR FA	19	88
DAYTON	BAGR CEN DIST	3	31
DENMARK	ATT COPENHAGEN	1	11
DENVER	NAS NART	38	50
DHAHRAN AFB	HDQTRS CMEF	1	11
EDWARDS AFB	NLO	12	70
EST HARTFORD	BAR EST HRTFRD	1	31
	BAR R&D	14	70
	BAR FA	19	88
ECUADOR	MISSION QUITO	1	11
EDENTON	H&MS 14	8	19
	VMA 211	20	19
	VMA 225	25	19
EGYPT	ATT CAIRO	1	11
EL CENTRO	FL AIR GUN SCH	32	21
	NAAS 11 NAVDST	4	31
	NPU	10	70
	POOL BUAER FA	1	88
EL SEGUNDO	BAR EL SEGUNDO	1	31
	BAR R&D	31	70
	BAR FA	108	88
EL TORO	MTRG HMS 10	4	29
	H&MS 15	6	29
	MARS 37	24	29
	H&MS 33	10	29
	VMF 334	4	29
	VMF 451	24	29
	VMFAW 314	22	29
	VMFAW 542	16	29
	VMA 121	18	29
	VMA 223	20	29
	VMA 311	21	29
	VMCJ 3	18	29
	VMR 152	14	29
	VMR 352	12	29
	HHS AFMFPAC	6	29
	VMFT 10	13	29
	VMIT 10	8	29
	MCAS SO&ES	15	39
ELLYSON FLD	HTG 1	76	41
FALLON	NAAS 12 NAVDST	4	31
FORMOSA	JOC TAIWAN	1	21
	COMDEFTAIWAN	1	21
FORT WORTH	BAR R&D	2	70
	BARR FA	1	88
GLENVIEW	NAS NRT TRS PL	7	50
	NAS NART	68	50
GLYNCO	ZP 2	8	11
	ZTG 1	12	41
	NAS	8	44
	NAVCICOFFSCOL	54	44
GREECE	ATT ATHENS	1	11
GROSSE ILE	NAS NART	66	50
	POOL BUAER FA	1	88
GTMO BAY	VF 21	20	11
	VA 86	12	11
	VA 104	15	11
	VMF 122	31	19
	VU 10	34	11
	NAS 10 NAVDST	4	11
HUTCHINSON	NAS NAATC	69	43
ICELAND	FASRON 107	1	11
INDIA	ATT NEW DELHI	1	11
INDIANAPOLIS	BAR INDIANPLIS	2	31
INDO CHINA	MAAG VIETNAM	1	21
IRAN	ATT TEHRAN	1	11
IRAQ	ATT BAGHDAD	1	11
IWAKUNI	VO 1	9	21
	VP 6	12	21
	VP 48	12	21
	MARS 17	28	29
	H&MS 12	11	29
	VMA 224	19	29
	VMR 253	18	29
	FASRON 120	4	21
	MCAF IWAKUNI	1	29
JACKSONVILLE	VA 15	13	11
	VF 22	17	11
	VF 173	15	11
	VA 176	14	11
	VFP 62	35	11
	VAP 62	11	11
	VP 5	12	11
	VP 18	12	11
	VAH 1	13	11
	VW 4	11	11
	FAWTULANT DET A	31	11
	FASRON 6	17	11
	FASRON 109	5	11
	VU 10 DET	3	11
	NAS 6 NAV DST	12	31
	NARTU	39	50
	O&R BUAER FA	116	88
JAVA	ATT DJAKARTA	1	21
JOHNSVILLE	NAS 4 NAV DST	6	31
	NADC	26	70
KANEOHE	H&MS 13	9	29
	VMF 232	22	29
	VMA 212	21	29
	VMA 214	26	29
	VMC 1	8	29
	HMRL 161	20	29
	MCAS 14 NAVDST	6	29
KANSAS CITY	BAR R&D	2	70
KEY WEST	VF 101	10	11
	HS 5	18	11
	VX 1	14	11
	FAWTULANT	24	11
	NAS 6 NAV DST	6	31
	POOL BUAER FA	1	88
KINGSVILLE	NAAS NAATC	241	43
KIRTLAND AFB	NASWF	18	70
KODIAK	VP 1	12	21
	FASRON 114	1	21
	NAVSTA 17 ND	2	21
KWAJALEIN	NAVSTA 14 ND	8	21
LAGES	NAF	1	11
LAKE DENMARK	NARTS	1	70
LAKEHURST	ZP 3	9	11
	ZW 1	6	11
	HU 2	29	11
	NAS 4 NAV DST	5	31
	NATECHTRAU	1	44
	NARTU	17	50
	NATFS1	1	70
	NAS	2	70
	O&R BUAER FA	11	88
LANGLEY FLD	NACA	4	70
LEEWARD PNT	VF 13	16	11
LITCHFLD PRK	NAF 11 NAV DST	2	31
	BARR R&D	1	70
	STORAGE FACLTY	980	88
LONDON	FASRON SPEC 200	8	11
LOS ALAMITOS	VS 23	25	21
	VS 37	24	21
	FASRON 4 DET A	3	21
	NAS NART	112	50
LOS ANGELES	CVA 16 LEXINGTN	1	21
	BAGR WSTRN DST	2	31
MALTA	VAHM 13	12	11
	FASRON SPEC 201	1	11
MAYPORT	CVS 39 CHMPLAIN	2	11
	CVA 42 FDR	1	11
	NAAS 6 NAV DST	3	31
MCGUIRE AFB	VR 3	12	11
	VR 6	11	11
MEMPHIS	NAS NAATC	81	43
	NAS	18	44
	NARTU	35	50
	POOL BUAER FA	1	88
MEXICO	ATT MEXICO CTY	1	11
MIAMI	H&MS 31	17	19
	VMF 251	24	19
	VMF 333	24	19
	VMA 331	21	19
	VMR 353	15	19
	MCAS H&HS	8	39
	NARTU	34	50
MIDWAY	NAVSTA 14 ND	3	21
MINNEAPOLIS	NAS NART	68	50
MIRAMAR	VF 51	11	21
	VA 54	9	21
	VA 55	12	21
	VA 56	12	21
	VF 112	13	21
	VA 116	12	21
	VF 121	15	21
	VF 123	14	21
	VF 124	10	21
	VA 125	16	21
	VA 126	11	21
	VF 141	10	21
	VF 142	11	21
	VF 143	11	21
	VF 144	13	21
	VA 145	15	21
	VA 146	14	21
	VFP 61	32	21
	FASRON 12	7	21
	NAS 11 NAV DST	7	31

DECLASSIFIED

TOTAL PROGRAM AND NON-PROGRAM AIRCRAFT

TABLE 4 LOCATION OF AIRCRAFT INVENTORY BY ORGANIZATIONAL UNIT

31 MARCH 1958

LOCATION	UNIT	NO. OF A/C	COM-MAND
MOFFETT FLD	VA 153	11	21
	VF 191	14	21
	VA 192	12	21
	VF 193	13	21
	VA 195	12	21
	VF 211	25	21
	VA 212	12	21
	VF 213	11	21
	VA 215	14	21
	VFAW 3	11	21
	FAWTUPAC DET B	20	21
MOFFETT FLD	FASRON 10	14	21
	VR 7	18	21
	VR 8	17	21
	NAS 12 NAV DST	9	31
	NACA	2	70
MOJAVE	MCAAS	4	39
MONTEREY	NAF 12 NAVDST	38	31
MORTON	BAR R&D	4	70
NAHA	GMGRU 1 DET S	2	21
	VP 4	12	21
	FASRON 118	8	21
	VU 5 DET B	9	21
	NAF ADV BASE	1	21
NAPLES	VR 24 DET	7	11
	NAF	18	11
NEWPORT	CVA40 TARAWA	2	11
NEWPORT NEWS	CVA 61 RANGER	2	11
NEW ORLEANS	NAS NART	46	50
NEW RIV JAX	M&MS 26	1	19
	HMRL 261	24	19
	HMRL 262	16	19
	HMRL 263	18	19
	VMO 1	33	19
	MCAF	7	39
NEW YORK	CVS36 ANTIETAM	1	11
	CVA 60 SARATOGA	1	11
	NAS NART	90	50
NIAGARA FLS	NAS NART	40	50
NORFOLK	VAH 15	1	11
	VS 27	22	11
	VS 30	22	11
	HS 3	17	11
	HS 7	16	11
	VP 44	11	11
	VP 56	13	11
	HU 2 DET 1	6	11
	FASRON 3	27	11
	FASRON 102	18	11
	VU 6K	1	11
	VR 22	10	11
	VRF 31	3	11
	CVA 9 ESSEX	1	11
	CVA15 RANDOLPH	1	11
	CVS32 LEYTE	2	11
	CVA59 FORRESTAL	3	11
	CVS45 VALY FRG	1	11
	CVA 18 WASP	1	11
	USS ALBERMARLE	1	11
	M&HS AFMFLNT	8	19
	NAS 5 NAV DST	13	31
	NARTU	29	50
	O&R BUAER FA	438	88
NORMAN	NATECHTRACEN	2	44
NORTH ISLAND	VAAW 35	39	21
	VAW 11	46	21
	VAH 6	6	21
	VAH 16	14	21
	VS 38	23	21
	VP 42	21	21
	VP 46	12	21
	FAWTUPAC	52	21
	FASRON 4	27	21
	FASRON 110	4	21
	VR 21 DET	7	21
	VRF 32	3	21
	NAS NORTH ISLAN	3	21
	NAS 11 NAV DST	9	31
NORWAY	ATT OSLO	1	11
OAKLAND	NAS NART	63	50
OCEANA	VF 33	17	11
	VF 41	14	11
	VF 61	15	11
	VA 25	12	11
	VF 42	24	11
	VA 66	16	11
	VF 71	17	11
	VA 72	19	11
	VF 73	1	11
	VF 74	10	11
	VA 75	15	11
	VA 76	14	11
	VF 81	12	11
	VF 84	16	11
	VA 85	16	11
	FAWTULANT DET B	22	11
	FASRON 5	21	11
	NAS 5 NAV DST	8	31
OLATHE	JTTU	27	43
	NATECHTRAU	19	44
	NAS NART	55	50
ONTARIO	BAR FA	6	88
OPPAMA	HU 1 DET 1	18	21
	HMRL 162	24	29
	NAF ADV BASE	70	21
PANAMA CITY	MINEDEFDEVU	7	70
PORT ISABEL	NAAS NAATC	3	43
PTXNT RIVER	VW 2	12	11
	VW 11	20	11
	VR 1	16	11
	VMFT 20	19	19
	NAS PTXNT RIV	7	31
	NATC R&D	149	70
PEARL HARBOR	NAS 14 NAVDST	1	21
PENSACOLA	NAS NABTC	107	41
	NATECHTRAU	20	44
	O&R BUAER FA	459	88
PERU	MISSION LIMA	1	11
PHILADELPHIA	NATECHTRAU	1	44
	NAMC	5	70
	POOL BUAER FA	1	88
POINT MUGU	GMGRU 1 DET Z	5	21
	VX 4	16	21
	NAS 11 NAV DST	6	31
	NAMTC R&D	95	70
PORT LYAUTEY	VP 16	12	11
PORT LYAUTEY	VAH 5	14	11
	VQ 2	7	11
	FASRON 104	7	11
	VR 24	6	11
	NAF ADV BASE	3	11
PRT WASHNGTN	SDC	1	70
QUANTICO	MMX 1	19	39
	MCAS AES 12	51	39
QUONSET PNT	VAW 12	43	11
	VS 32	22	11
	VP 8	13	11
	VX 6	22	11
	FASRON 2	6	11
	FASRON 101	2	11
	VU 2	14	11
	CVA11 INTREPID	2	11
	NAS 1 NAV DST	20	31
	NATU	4	70
	O&R BUAER FA	193	88
REAM FLD	HS 2	16	21
	HS 4	16	21
	HS 8	12	21
	HU 1	27	21
	NAAS 11 NAVDST	1	31
	VU 3 R&D	2	70
ROOSEVLT RDS	VMA 324	23	19
	FASRON 105	1	11
	NAS 10 NAVDST	7	11
ROTA	NAS	2	11
SAN DIEGO	O&R BUAER FA	234	88
	BAR FA	1	88
SANFORD	VAH 7	14	11
	VAH 11	11	11
	FASRON 51	8	11
	HATU	6	11
	NAAS 6 NAV DST	2	31
SANGLEY PNT	FASRON 119	5	21
	NAVSTA	6	21
SANTA ANA	M&MS 36	7	29
	HMRL 362	21	29
	HMRM 462	6	29
	MCAF	2	39
SAUFLEY FLD	NAAS NABTC	207	41
SEATTLE	NAS NART	55	50
SHERMAN FLD	ATU 206 VF	82	43
SIAM	MAAG THAILAND	1	21
SO WEYMOUTH	NAS NART	72	50
	NADU	13	70
	POOL BUAER FA	2	88
SPOKANE	POOL BUAER FA	1	88
ST LOUIS	BAR ST LOUIS	1	31
	BAR R&D	5	70
	BAR FA	49	88
SUKIRON	VMO 2	22	29
TRINIDAD	NAS 10 NAVDST	1	11
TURKEY	MISSION ANKARA	1	11
WHDBY ISLAND	VAH 8	11	21
	HATUPAC	10	21
	VP 2	11	21
	VP 50	12	21
	VAH 2	4	21
	VAH 2 DET X	1	21
	VAH 4 DET X	3	21
	VAHM 10	12	21
	FASRON 112	15	21
	NAS 13 NAV DST	6	31
WHITING FLD	NAAS NABTC	322	41
WICHITA	BAR R&D	1	70
WILLOW GROVE	NAS NART	84	50
YOKOSUKA	COMNAVFORJAPAN	1	21
ACFT ON LOAN	BUAER FA	46	88
		13168	

DECLASSIFIED

SECTION II
AIRCRAFT INVENTORY, END OF MONTH

PROGRAM AND NON-PROGRAM AIRCRAFT

TABLE PAGE

5...MAJOR PROGRAM CLASSIFICATION BY COMBAT AND NON-COMBAT TYPE AIRCRAFT 60

6...STATUS DISTRIBUTION BY CLASS AND COMMAND 62

7...STATUS DISTRIBUTION, 1951 TO DATE 63

8...PROGRAM AIRCRAFT, COMMAND AND STATUS DISTRIBUTION BY MODEL 64

9...NON-PROGRAM AIRCRAFT, STATUS DISTRIBUTION BY MODEL 68

10...PROGRAM AIRCRAFT, TYPE OF ORGANIZATIONAL UNIT BY CLASS ... 70

11...PROGRAM AIRCRAFT, ATLANTIC FLEET, TYPE OF ORGANIZATIONAL UNIT BY CLASS 72

12...PROGRAM AIRCRAFT, PACIFIC FLEET, TYPE OF ORGANIZATIONAL UNIT BY CLASS 73

SPECIAL TABLES

13...MAN-CARRYING DRONES BY COMMAND AND STATUS DISTRIBUTION BY MODEL 74

14...AIRCRAFT ON LOAN TO NAVY 74

CHARTS

1...MONTH-END INVENTORY OF PROGRAM AIRCRAFT BY STATUS, JUNE 1954 TO DATE 60

2...OPERATING AIRCRAFT INVENTORY AND PLANNED OPERATING ASSIGNMENTS 61

3...TOTAL NAVY PROGRAM AIRCRAFT BY ORGANIZATIONAL UNITS 71

DECLASSIFIED

STATUS OF NAVY AIRCRAFT INVENTORY

SCOPE OF SECTION II

Included in Section II are selected inventory statistics for all Navy aircraft except non-man-carrying target drones and guided missiles. (Man-carrying drones and aircraft on loan to Navy are included in special tables, but are not considered a part of the Navy aircraft inventory.) Succeeding tables and listings represent successive breakdowns, in varying degree of detail, of current TOTAL INVENTORY.

Total inventory is divided into PROGRAM and NON-PROGRAM aircraft. Program aircraft are production aircraft in physical custody of the Navy for which current or future operation within an authorized operating allowance is intended or can reasonably be expected. Non-program aircraft include those of experimental and service test (BIS) configuration aircraft retired but not yet stricken, aircraft otherwise in process of final disposition, contingency reserve, and aircraft on bailment or on loan.

Navy aircraft "inventory" is comprised of all aircraft which have been accepted, but not stricken, by the Navy. An aircraft is accepted when legal custody is assumed by the Navy, and is stricken when officially separated from Navy custody by the signature of the Deputy Chief of Naval Operations (Air) to the monthly notice "Separations From and Reinstatements to the Navy list of aircraft."

Navy aircraft are presented under three basic classifications: STATUS, KIND OR CLASS and CONFIGURATION, and CUSTODY. "Status" refers to the classification of the functional employment or condition of aircraft; that is, generally, either undergoing, awaiting, or enroute to either operating, standard rework, special rework, storage, final disposition, or evaluation to determine next action. "Kind or Class and Configuration" refers to physical characteristics; as to general mission purpose of Navy aircraft design, e.g., fighter, attack, patrol, transport, etc. "Sub-Class" refers to the next lower level of classification into more specific mission purpose of design, e.g., all-weather, photographic, etc. "Custody" refers to organizational location; that is, administrative control of assignment, logistic support, and employment of aircraft; and, responsibility to account for and otherwise provide information about aircraft.

STATUS OF AIRCRAFT

Every aircraft is either Program or Non-Program. Every Program aircraft is either OPERATING, LOGISTIC SUPPORT, or RESERVE STOCK. Every Non-Program aircraft is either AWAITING DECISION or STRIKE, CONTINGENCY RESERVE, EXPERIMENTAL, on BAILMENT and LOAN CONTRACT, or BOARD OF INSPECTION and SURVEY (BIS) aircraft. Every Program aircraft is either OPERATIONAL or NON-OPERATIONAL. All aircraft in controlling custody of operating commands are operational and are either OPERATING or in OPERATIONAL POOLS. All aircraft in the custody of the Logistic Command (BUAER Field Activities) are NON-OPERATIONAL, and are either NON-OPERATIONAL SUPPORT or RESERVE STOCK. LOGISTIC SUPPORT is made up of all aircraft in OPERATIONAL POOLS and NON-OPERATIONAL SUPPORT.

OPERATING aircraft are those in the custody of an organizational unit, pursuant to planned operating assignments or authorized operating programs therefor, for flight operations (other than for ferry or flight test) required in performance of a mission of the unit. More specific principles are as follows:

1. Generally, an aircraft is in operating status whenever filling an authorized operating allowance; that is, if an operating unit has reporting custody of the aircraft because of its authorized operating allowance, the aircraft is in operating status.

2. "Operating" status is primarily a matter of CUSTODY, only secondarily of CONDITION. "Operating" refers to operating unit aircraft; it does not necessarily mean aircraft in a condition to be operated (flown), which is a matter of "availability." Condition is a factor rendering an aircraft "non-operating" only when its condition is such that there is no longer any good reason for the operating unit to retain custody of it; that is, in such condition that it will be or should be either replaced and/or transferred out of the unit's custody or stricken, before flown again in performance of the unit's mission. Another way of expressing the foregoing is that an aircraft filling an authorized operating allowance of an operating unit is in "operating status" until the unit will not, cannot, or should not fly it any more and it is (or should be) stricken and/or replaced. If an aircraft is retained in reporting custody of an operating unit for maintenance of other rework in restoring it (or preparing it) for further flight operations by the unit, it remains in operating status, UNLESS a temporary replacement for it is made, in which case the replacing aircraft is in operating status while the replaced aircraft is in a non-operating status.

3. As a guide to application of "operating status", some features of the Naval Aviation system for planning and control of aircraft programs should be understood. Congress authorizes (and provides funds for) the Navy to OPERATE a given number of aircraft. The Chief of Naval Operations then breaks that number down into OPERATING AIRCRAFT ALLOWANCES for each OPERATING UNIT; then calculates how many more aircraft (non-operating, i.e., operational pool) each OPERATING COMMAND will need to keep the operating units up to allowances; then collaborates with the Bureau of Aeronautics in actually providing each operating command with enough of the right kinds of aircraft so that operating units will actually have the aircraft they are intended (allowed) to have. The Chief of Naval Operations and others then want to know to what extent operating units do have the aircraft allowed; and Congress wants to know to what extent the Navy implemented the operating aircraft program it approved and provided funds for. This information is obtained by counting the aircraft which reporting custodians show by OPNAV X data to be in OPERATING STATUS. Observe that

neither Congress nor CNO approved, or authorized, or allowed, or funded for a given number of aircraft to be in a condition of flyability, or performance ability, or availability, or readiness; but instead, when referring to "operating aircraft", their intentions are stated in terms of AIRCRAFT WHICH OPERATING UNITS ARE TO HAVE.

4. A related feature of the Navy's aircraft logistics system needs to be understood; that is, an aircraft completes a standard service tour (becomes due for overhaul) by having accumulated a prescribed length of time in operating status (expressed as a given number of OPERATING MONTHS). Information as to just how much operating time (months) has been accumulated permits a reasonable prediction as to just when the aircraft must be replaced and turned into BUAER for overhaul. The assignment of operating status to an aircraft thereby directly effects its future life (service usage, deployment, rework, distribution, return, etc.); while "non-operating status" merely reflects what is or was.

LOGISTIC SUPPORT are those Program aircraft, in non-operating status, which are actively engaged in normal progress through standard service life. This includes periods of "idleness" considered to be normal requirements (e.g., operational pool aircraft for replacement of aircraft losses, overhaul backlog to ensure steady input, etc.), and also includes whatever special rework becomes necessary or desirable during the service life of aircraft. Logistic Support aircraft shown here are either in OPERATIONAL POOL, DELIVERY, IN REWORK, or AWAITING REWORK.

OPERATIONAL POOL aircraft are all non-operating aircraft in controlling custody of operating commands. These are aircraft in custody of operating commands, in addition to operating aircraft allowances, for the purpose of maintaining the intended quantity and quality of operating aircraft. More specifically, aircraft for immediate replacement of operating aircraft lost and damaged; aircraft involved in special rework within the operating command; aircraft enroute to and from BUAER delivery points, and between reporting custodians of the operating command; and aircraft otherwise in direct logistic support of operating aircraft.

RESERVE STOCK aircraft are all program aircraft in the controlling custody of BUAER FA which are not currently and actively engaged in any of the various logistic processes required in normal transition through standard service life. Note that "actively engaged" will include normally required idleness (wherever idleness is a normal requirement of service life, aircraft are logistic support, not reserve stock).

KIND OF AIRCRAFT

Aircraft are classified as to "kind" by TYPE, or physical construction, and by CLASS or purpose of mission for which designed or modified with further sub-division of each for more specific characteristics.

As to TYPE, every aircraft is either heavier-than-air (HTA) or lighter-than-air (LTA or Z). Every heavier-than-air aircraft is classified as either a fixed-wing airplane (V), a rotary-wing airplane (H), or a pilotless aircraft (K).

Each class of aircraft may be further classified as to sub-class. Sub-class designations are abbreviated in various places in this publication as follows: (AW) All Weather, (H) Heavy, (I) Intercept, (J) Jet, (KD) Drone and Drone Control, (L) Land, (M) Medium, (ME) Multi-Engine, (NAV) Navigation Trainer, (PROP) Reciprocating Engine, (S) Sea, (SAR) Sea Air Rescue, (SE) Single Engine. (TOW) Target Tow, and (WEA) Weather Reconnaissance.

Further as to CLASS, aircraft are characterized as to VERSION of basic design by letter designation (as the N in F3H-2N) as follows: A-Amphibious, B-Special Armament, C-Carrier Operating, D-Drone Control, E-Special Electronics, K-Target Drone, L-Winterized, M-Guided Missile Carrier, N-All Weather Operating, N(A)-All Weather version stripped for day attack, P-Photographic, Q-Countermeasures, R-Transport, S-Submarine search and attack, T-Training, U-Utility, W-Airborne Early Warning, Z-Administrative. The suffix letter "X" is used to denote that a conversion to that model has not been completed. Upon completion of the conversion, the suffix letter "X" is dropped.

Certain models (not individual aircraft) of combat classes are designated as COMBAT FIRST LINE aircraft to characterize those models with suitable military characteristics and performance to engage in unlimited combat operation. All other models of combat classes and COMBAT SECOND LINE, as models which are suitable for service but whose deficiency in military characteristics and performance entails a recognized handicap for unlimited combat services.

CUSTODY OF AIRCRAFT

Every Navy aircraft is in custody of either a MAJOR OPERATING COMMAND or the Field Activities group of the Bureau of Aeronautics (the "LOGISTIC COMMAND"). Major operating commands and BUAER FA are sometimes referred to as "controlling custodians". A "reporting custodian" is the squadron, air station, or other activity in the lowest echelon of command in custody of aircraft for which the unit has reporting responsibility to CNO. Every reporting custodian of Navy aircraft is classified under some controlling custodian.

Refer to Section I for complete listing of "reporting custodians" by "controlling custodians".

TABLE 5

MAJOR PROGRAM CLASSIFICATIONS BY COMBAT AND NON-COMBAT TYPE

PROGRAM & NON-PROGRAM

DECLASSIFIED

PROGRAM CLASSIFICATION	31 MARCH 1958					28 FEBRUARY 1958				
	GRAND TOTAL	HEAVIER-THAN-AIR			LIGHTER THAN AIR	GRAND TOTAL	HEAVIER-THAN-AIR			LIGHTER THAN AIR
		TOTAL	COMBAT TYPE	NON-COMBAT TYPE			TOTAL	COMBAT TYPE	NON-COMBAT TYPE	
TOTAL INVENTORY	12,865	12,822	7,931	4,891	43	12,819	12,776	7,895	4,881	43
PROGRAM AIRCRAFT	12,214	12,173	7,521	4,652	41	12,164	12,124	7,473	4,651	40
Operational	9,541	9,511	5,779	3,732	30	9,634	9,605	5,798	3,807	29
Operating	9,039	9,012	5,363	3,649	27	9,121	9,092	5,378	3,714	29
U.S. Navy	7,851	7,827	4,551	3,276	24	7,925	7,499	4,555	3,344	26
U.S. Navy Reserve	1,188	1,185	812	373	3	1,196	1,193	823	370	3
Operational Pools	502	499	416	83	3	513	513	420	93	-
RFI	112	112	101	11	-	101	101	81	20	-
Not RFI	390	387	315	72	3	412	412	339	73	-
Non-Operational Support	1,613	1,607	972	635	6	1,514	1,508	928	580	6
Delivery	391	389	204	185	2	357	357	172	185	-
Rework	758	755	518	237	3	752	747	493	254	5
Awaiting Rework	464	463	250	213	1	405	404	263	141	1
Reserve Stock	1,060	1,055	770	285	5	1,016	1,011	747	264	5
Overhaul Required	973	968	695	273	5	929	924	672	252	5
Overhaul Not Required	87	87	75	12	-	87	87	75	12	-
NON-PROGRAM AIRCRAFT	651	649	410	239	2	655	652	422	230	3
Awaiting Decision or Strike	242	241	116	125	1	238	237	123	114	1
Contingency Reserve	150	150	145	5	-	150	150	145	5	-
Experimental	-	-	-	-	-	1	-	-	-	1
Bailment & Loan	223	222	124	98	1	229	228	128	100	1
Board of Inspection & Survey	36	36	25	11	-	37	37	26	11	-

a/ Includes 34 aircraft in Com Nav Air Pac custody awaiting or undergoing standard rework in Japan.

Chart 1

Total Program Aircraft By Status

30 June 1954 to Date

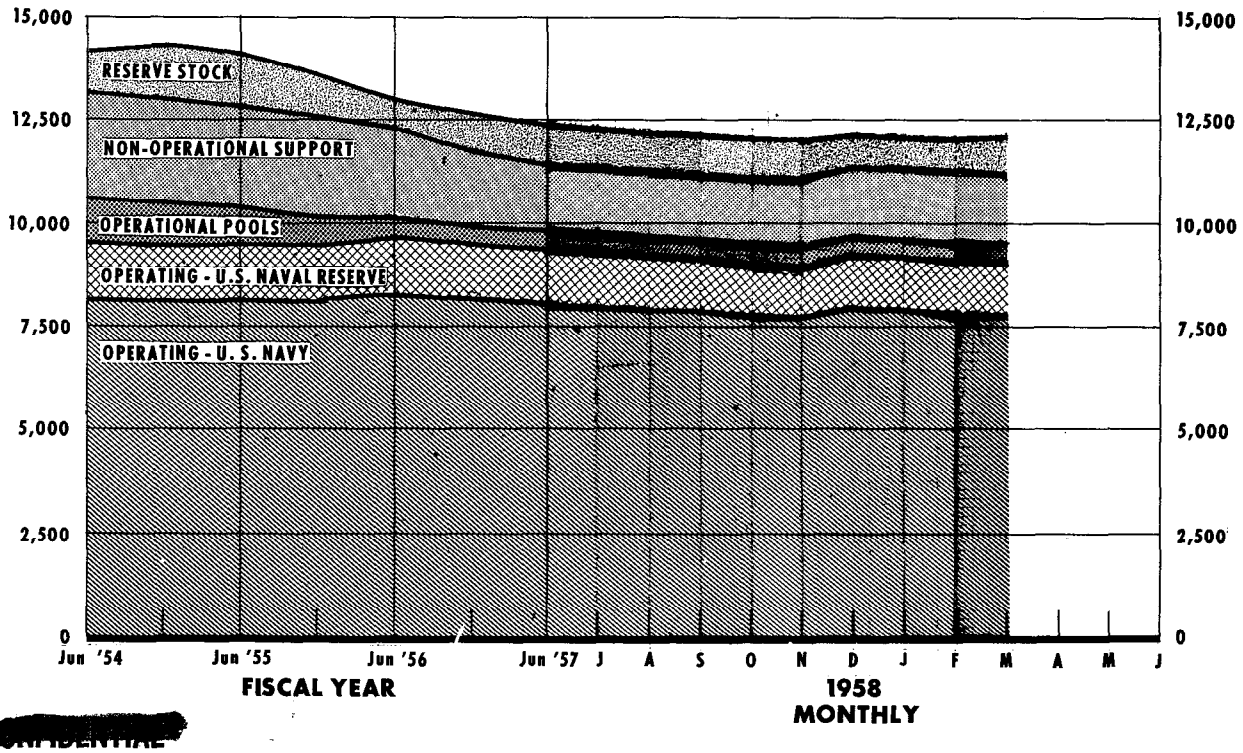

CHART 2

TOTAL AIRCRAFT INVENTORY AND PLANNED OPERATING ASSIGNMENT

31 MARCH 1958

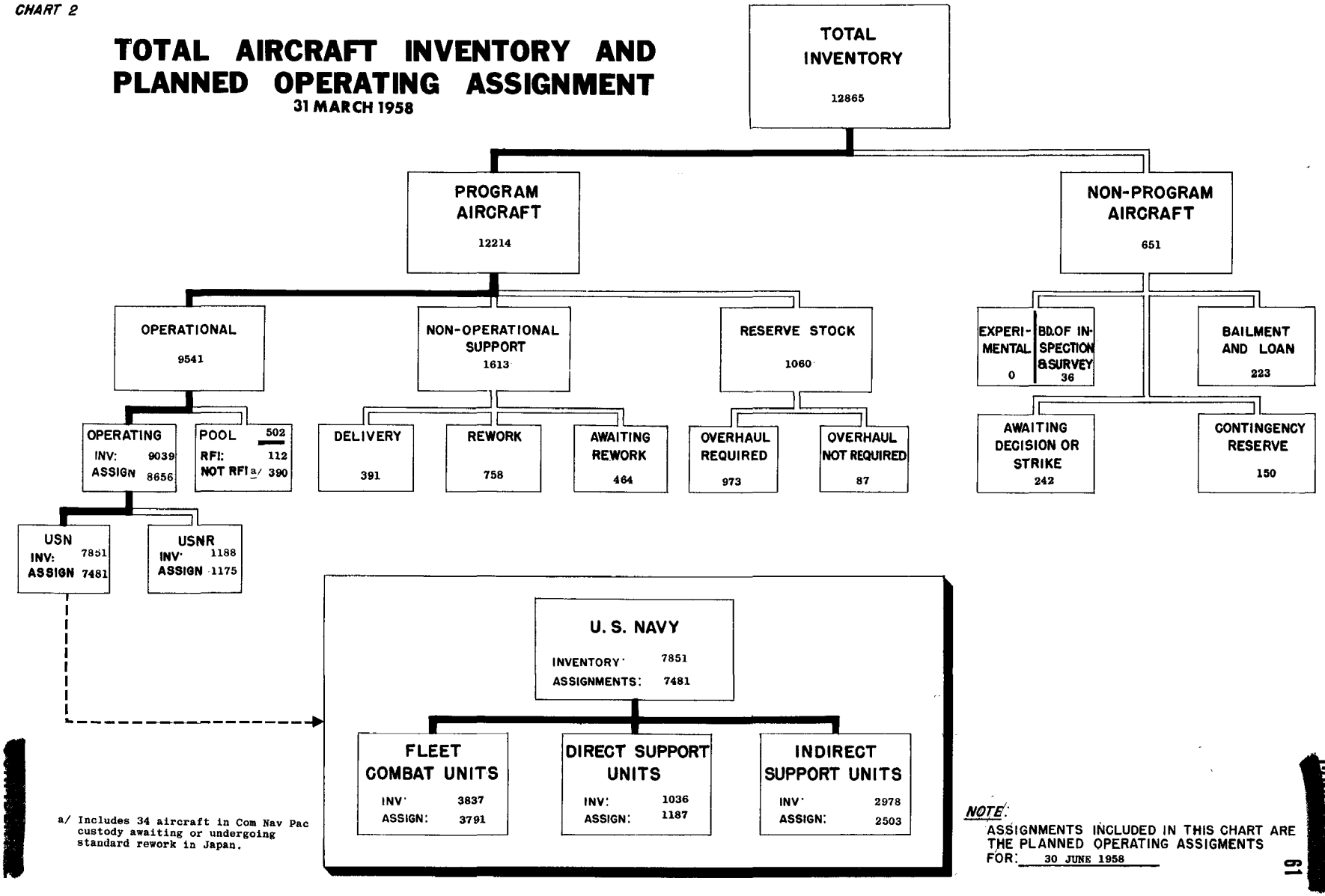

a/ Includes 34 aircraft in Com Nav Pac custody awaiting or undergoing standard rework in Japan.

NOTE: ASSIGNMENTS INCLUDED IN THIS CHART ARE THE PLANNED OPERATING ASSIGMENTS FOR: 30 JUNE 1958

DECLASSIFIED

[redacted]

DECLASSIFIED

TABLE 6

STATUS DISTRIBUTION BY CLASS & COMMAND

PROGRAM & NON-PROGRAM

31 MARCH 1958

CLASS AND COMMAND	GRAND TOTAL	PROGRAM								NON - PROGRAM						
		TOTAL	OPERATIONAL			NON-OPERATIONAL SUPPORT			RESERVE STOCK	TOTAL	AWTG DE-CISION	AWTG. STRIKE	CONTIN-GENCY RESERVE	EXPERI-MENTAL	BAIL-MENT & LOAN	BOARD OF INSPEC-TION & SURVEY
				LOGISTIC SUPPORT												
				OPT'L POOL												
			OPER-ATING	RFI	NOT RFI a/	IN DELIVERY	IN REWORK	AWTG. REWORK								
TOTAL	12,865	12,214	9,039	112	390	391	758	464	1,060	651	93	149	150	-	223	36
CLASS																
Fighter	3,587	3,350	2,374	42	153	80	195	35	471	237	16	25	105	-	77	14
VF(DAY)JET	2,382	2,223	1,582	26	97	33	50	16	419	159	11	5	103	-	33	7
VF(DAY)PROP	14 ~~17~~	14	14	-	-	-	-	-	-	~~3~~	~~2~~	~~2~~	-	-	-	-
VF(AW)JET	851 ~~899~~	816	547	10	49	43	135	12	20	40 ~~32~~	-	-	-	-	32	5
VF(P)JET	239	210	166	6	7	2	1	3	25	29	2	18	2	-	5	2
VF(D)JET	66	59	51	-	-	1	4	1	2	7	-	-	-	-	7	-
VF(D)PROP	5	5	-	-	-	-	-	-	5	-	-	-	-	-	-	-
VF(KD)JET	25	23	14	-	-	1	5	3	-	2	2	-	-	-	-	-
Attack	2,530	2,395	1,649	40	70	87	173	167	209	135	45	14	35	-	30	11
VA(DAY)JET	800	783	614	11	22	61	45	30	-	17	-	-	-	-	12	5
VA(DAY)PROP	1,123	1,030	644	25	24	16	89	74	158	93	42	14	35	-	2	-
VA(AW)PROP	189	182	127	2	3	1	19	29	1	7	3	-	-	-	4	-
VA(W)PROP	186	184	110	2	-	3	12	31	26	2	-	-	-	-	2	-
VA(P)JET	1	1	1	-	-	-	-	-	-	-	-	-	-	-	-	-
VA(P)PROP	24	24	18	-	4	-	-	-	2	-	-	-	-	-	-	-
VA(Q)JET	4	4	2	-	1	-	1	-	-	-	-	-	-	-	-	-
VA(Q)PROP	9	9	6	-	2	-	-	1	-	-	-	-	-	-	-	-
VA(H)JET	130	116	95	-	8	6	5	2	-	14	-	-	-	-	9	5
VA(H)PROP	63	62	32	-	6	-	2	-	22	1	-	-	-	-	1	-
VA(SH)JET	1	-	-	-	-	-	-	-	-	1	-	-	-	-	-	1
Anti-Submarine: VS	585	580	480	11	45	4	25	14	1	5	-	1	-	-	4	-
Patrol	850	826	579	8	30	21	105	32	51	24	13	2	5	-	4	-
VP(L)	642	621	439	7	23	10	68	26	48	21	13	2	2	-	4	-
VP(S)	208	205	140	1	7	11	37	6	3	3	-	-	3	-	-	-
Warning	139	138	110	-	17	4	2	-	5	1	-	-	-	-	1	-
VW(WEA)	7	6	3	-	2	-	1	-	-	1	-	-	-	-	1	-
VW(AEW)	132	132	107	-	15	4	1	-	5	-	-	-	-	-	-	-
Observation: VO	53	53	38	2	2	-	2	-	9	-	-	-	-	-	-	-
Transport	683	632	505	4	23	20	45	14	21	51	-	-	1	-	50	-
VR(H)	243	241	190	-	9	10	25	6	1	2	-	-	-	-	2	-
VR(M)	376	329	265	4	10	8	20	8	14	47	-	-	1	-	46	-
VR(S)	9	9	3	-	-	-	-	-	6	-	-	-	-	-	-	-
VR(C)	55	53	47	-	4	2	-	-	-	2	-	-	-	-	2	-
Utility	228	223	154	-	12	3	13	12	29	5	2	-	-	-	3	-
VU(SAR)	105	101	84	-	7	2	6	2	-	4	2	-	-	-	2	-
VU(TOW)	123	122	70	-	5	1	7	10	29	1	-	-	-	-	1	-
Training	3,252	3,101	2,415	4	22	131	147	158	224	151	17	100	4	-	23	7
VT(JET)	831	807	545	1	11	97	42	21	90	24	5	-	-	-	12	7
VT(ME)	910	883	727	1	9	20	46	61	19	27	4	20	-	-	3	-
VT(SE)	1,424	1,342	1,106	2	2	11	57	76	88	82	-	80	1	-	1	-
VT(E)	46	35	8	-	-	-	-	-	27	11	8	-	3	-	-	-
VT(NAV)	6 ~~8~~	6	6	-	-	-	-	-	-	~~2~~	-	-	-	-	~~2~~	-
VT(D)JET	17 ~~25~~	15	11	-	-	3	1	-	-	~~2~~	-	-	-	-	~~2~~	-
VT(D)PROP	9	9	9	-	-	-	-	-	-	-	-	-	-	-	-	-
VT(KD)JET	9	4	3	-	-	-	1	-	-	5	-	-	-	-	5	-
Rotary Wing	915	875	708	1	13	39	48	31	35	40	-	6	-	-	30	4
HS	240	232	171	-	-	8	18	2	33	8	-	-	-	-	8	-
HO	115	108	96	-	-	1	5	6	-	7	-	-	-	-	6	1
HR	183	169	140	-	9	6	7	7	-	14	-	6	-	-	6	2
HU	284	278	238	1	4	14	14	7	-	6	-	-	-	-	5	1
HT	93	88	63	-	-	10	4	9	2	5	-	-	-	-	5	-
Lighter Than Air	43	41	27	-	3	2	3	1	5	2	-	1	-	-	1	-
ZP	38	36	22	-	3	2	3	1	5	2	-	1	-	-	1	-
ZW	5	5	5	-	-	-	-	-	-	-	-	-	-	-	-	-
COMMAND																
LANT	2,569	2,568	2,440	15	113	-	-	-	-	1	1	-	-	-	-	-
PAC	2,775	2,764	2,478	72	214	-	-	-	-	11	-	11	-	-	-	-
NABS	490	490	490	-	-	-	-	-	-	-	-	-	-	-	-	-
NATRA	2,207	2,207	2,157	18	32	-	-	-	-	-	-	-	-	-	-	-
NART	1,221	1,221	1,188	7	26	-	-	-	-	-	-	-	-	-	-	-
R&D	504	291	286	-	5	-	-	-	-	213	2	-	-	-	177	34
BUAER	3,099	2,673	-	-	-	391	758	464	1,060	426	90	138	150	-	46	2

a/ Includes 34 aircraft in Com Nav Air Pac custody awaiting or undergoing standard rework in Japan.

[redacted]

DECLASSIFIED

[redacted]

TABLE 7

STATUS DISTRIBUTION BY CLASS & COMMAND
PROGRAM & NON-PROGRAM

31 MARCH 1958

DATE	GRAND TOTAL	PROGRAM								NON - PROGRAM						
		TOTAL	OPERATIONAL			NON-OPERATIONAL SUPPORT			RESERVE STOCK	TOTAL	AWTG b/ DE-CISION	AWTG. STRIKE	CONTIN-GENCY RESERVE	EXPERI-MENTAL	BAIL-MENT & LOAN	BOARD OF INSPEC-TION & SURVEY
			OPER-ATING	LOGISTIC SUPPORT												
				OPT'L POOL a/												
				RFI	NOT RFI	IN DELIVERY	IN REWORK	AWTG. REWORK								
1952																
31 March	13,668	13,332	8,424	825	-	488	1,164	877	1,548	342	247	-	-	34	61	-
30 June	13,846	13,475	8,814	836	-	677	1,031	818	1,299	371	269	-	-	35	67	-
30 September	14,116	13,567	9,221	926	-	614	1,201	908	697	549	440	-	-	33	76	-
31 December	14,272	13,694	9,538	963	-	556	1,115	779	743	587	459	-	-	35	84	-
1953																
31 March	14,590	13,919	9,961	1,015	-	672	968	729	574	671	553	-	-	32	86	-
30 June	14,723	14,012	9,946	1,167	-	685	835	675	704	711	574	-	-	33	104	-
30 September	14,769	13,951	9,909	1,091	-	701	860	573	817	818	687	-	-	32	99	-
31 December	14,936	13,986	9,865	1,019	-	654	861	866	721	950	812	-	-	28	110	-
1954																
31 March	15,172	14,019	9,712	958	-	629	727	1,013	950	1,153	965	-	-	24	119	45
30 June	15,536	14,151	9,733	1,025	-	588	847	880	1,078	1,385	1,197	-	-	24	118	46
30 September	15,734	14,129	9,701	897	-	557	908	894	1,172	1,605	1,399	-	-	18	139	49
31 December	16,052	14,311	9,707	829	-	563	912	1,036	1,264	1,741	123	-	1,397c/	16	156	49
1955																
31 March	16,318	14,080	9,559	851	-	624	1,010	937	1,099	2,238	581	-	1,428	16	159	54
30 June	16,504	14,140	9,761	644	23	612	924	857	1,319	2,364	126	503	1,508	18	163	46
30 September	16,780	14,159	9,715	543	31	598	1,036	774	1,462	2,621	126	831	1,431	13	170	50
31 December	17,079	13,710	9,578	460	26	626	1,038	775	1,207	3,369	148	2,145	817	11	191	57
1956																
31 March	17,067	13,554	9,692	442	46	539	1,063	718	1,054	3,513	125	2,527	590	8	200	63
30 June	15,761	13,003	9,687	371	32	482	981	764	686	2,758	131	1,591	734	9	236	57
30 September	14,714	12,752	9,596	350	15	369	943	745	734	1,962	201	602	829	8	266d/	56
31 December	14,253	12,573	9,553	364	18	391	892	618	737	1,680	158	336	853	8	265d/	60
1957																
31 March	13,933	12,566	9,557	400	17	380	767	604	841	1,367	103	169	760	7	275	53
30 June	13,958	12,434	9,421	471	21	362	718	624	817	1,524	196	137	870	5	270	46
30 September	12,748	12,065	9,338	180	295	348	776	444	684	683	58	160	145	5	272	43
31 December	12,786	12,140	9,275	100	354	373	756	422	860	646	66	133	150	3	252	42
1958																
31 January	12,743	12,099	9,211	81	385	346	740	445	891	644	68	147	150	1	240	38
28 February	12,819	12,164	9,121	101	412	357	752	405	1,016	655	81	157	150	1	229	37
31 March	12,865	12,214	9,039	112	390	391	758	464	1,060	651	93	149	150	-	223	36

a/ Commencing with 30 April 1955 data, "Operational Pool" aircraft was broken by "For Use" and "For BuAer" until 30 June 1957. Commencing with 31 July 1957 data, "Operational Pool" aircraft is broken by "RFI" and "NOT RFI".

b/ Includes aircraft both in "Awaiting Decision" and "Awaiting Strike" status for period March 1951 through 31 May 1957.

c/ Prior to September 1954 "Awaiting Disposition" category included both "Contingency Reserve" aircraft and aircraft in process of final disposition. Commencing with October 1954 issue, the two categories are shown as separate classification.

d/ Two F6F-5K on bailment contract; not included in this total.

[redacted]

DECLASSIFIED

TABLE 8 STATUS AND COMMAND DISTRIBUTION OF PROGRAM AIRCRAFT BY MODEL

31 MARCH 1958

CLASS AND MODEL	TOTAL PROGRAM AIRCRAFT	STATUS DISTRIBUTION OF PROGRAM A/C					COMMAND DISTRIBUTION OF OPERATIONAL A/C						BUAER FA
		OPERATING	LOGISTIC SUPPORT			RESERVE STOCK	LANT	PAC	NABS	NATRA	NART	R&D	
			OPERATIONAL POOL		NON-OPERATIONAL SUPPORT								
			RFI	NOT RFI a/									
TOTAL LAST MONTH	12164	9121	101	412	1514	1016	2593	2751	494	2283	1230	283	2530
TOTAL THIS MONTH	12214	9039	112	390	1613	1060	2568	2764	490	2207	1221	291	2673
FIGHTER	3350	2374	42	153	310	471	781	900	21	308	441	118	781
ATTACK	2395	1649	40	70	427	209	645	760	35	161	101	57	636
ANTI SUBMARINE	580	480	11	45	43	1	140	102		116	173	5	44
PATROL	826	579	8	30	158	51	205	197	1	75	117	22	209
WARNING	138	110		17	6	5	54	59		6		8	11
OBSERVATION	53	38	2	2	2	9	15	27					11
TRANSPORT	632	505	4	23	79	21	205	177	59	18	57	16	100
UTILITY	223	154		12	28	29	62	72	23	2	2	5	57
TRAINING	3101	2415	4	22	436	224	192	209	296	1425	278	41	660
ROTARY WING	875	708	1	13	118	35	250	261	55	91	49	16	153
AIRSHIPS	41	27		3	6	5	19			5	3	3	11
FIGHTER													
VF DAY JET	2223	1582	26	97	99	419	448	480	21	274	431	51	518
VF DAY PROP	14	14					4	10					
VF AW JET	816	547	10	49	190	20	246	309		2		49	210
VF P JET	210	166	6	7	6	25	57	74		32	10	6	31
VF D JET	59	51			6	2	20	19				12	8
VF D PROP	5					5							5
VF KD JET	23	14			9		6	8					9
ATTACK													
VA DAY JET	783	614	11	22	136		218	302		101		26	136
VA DAY PROP	1030	644	25	24	179	158	237	250	35	56	101	14	337
VA AW PROP	182	127	2	3	49	1	54	68		4		6	50
VA W PROP	184	110	2		46	26	49	60				3	72
VA P JET	1	1										1	
VA P PROP	24	18		4		2	10	12					2
VA Q JET	4	2		1	1		1	2					1
VA Q PROP	9	6		2	1		2	6					1
VA H JET	116	95		8	13		60	38				5	13
VA H PROP	62	32		6	2	22	14	22				2	24
ANTI SUBMARINE													
VS	580	480	11	45	43	1	140	102		116	173	5	44
PATROL													
VP L	621	439	7	23	104	48	153	127	1	51	117	20	152
VP S	205	140	1	7	54	3	52	70		24		2	57
WARNING													
VW WEA	6	3		2	1		4	1					1
VW AEW	132	107		15	5	5	50	58		6		8	10
OBSERVATION													
VO	53	38	2	2	2	9	15	27					11
TRANSPORT													
VR H	241	190		9	41	1	58	93	5	4	36	3	42
VR M	329	265	4	10	36	14	121	58	53	14	21	12	50
VR S	9	3				6		3					6
VR C	53	47		4	2		26	23	1			1	2
UTILITY													
VU SAR	101	84		7	10		31	33	23	2	2		10
VU TOW	122	70		5	18	29	31	39				5	47
TRAINING													
VT JET	807	545	1	11	160	90	86	94	18	272	73	14	250
VT ME	883	727	1	9	127	19	84	96	206	205	132	14	146
VT SE	1342	1106	2	2	144	88	11	13	71	943	69	3	232
VT E	35	8				27	3				4	1	27
VT NAV	6	6							1	5			
VT D JET	15	11			4		4	6				1	4
VT D PROP	9	9					3					6	
VT KD JET	4	3			1		1					2	1
ROTARY WING													
HS	232	171			28	33	93	57			10	11	61
HO	108	96			12		24	34	11	27			12
HR	169	140		9	20		55	73	15		3	3	20
HU	278	238	1	4	35		68	91	29	24	29	2	35
HT	88	63			23	2	10	6		40	7		25
AIRSHIPS													
ZP	36	22		3	6	5	15			5	3	2	11
ZW	5	5					4					1	
FIGHTER													
VF DAY JET													
* F8U 1	181	154		6	21		78	76				6	21
F7U 3	11	1				10			1				10
F7U 3M	10	1			1	8						1	9
* F11F 1	117	84	1	10	22		43	41		6		5	22
F9F 8	177	170	1	1	5		70	88		10		4	5
F9F 7	49				1	48							49
F9F 6	417	318	5	2	4	88	2			1	315	7	92
F9F 5	392	211	1		2	178	13	8	4	155	31	1	180
F9F 2	77	76			1					76			1
* F3H 2M	70	45		6	19		20	27				4	19
F2H 2	73	60		3		10	1		16	22	17	7	10
F2H 2B	9			1		8					1		8
* FJ 4	128	110	4	10	4			115				9	4
FJ 3	239	190	7	27	15		140	62		4	12	6	15
FJ 3M	143	117	3	19	4		81	57				1	4
FJ 2	130	45	4	12		69		6			55		69

a/ Includes 34 aircraft in Com Nav Air Pac custody awaiting or undergoing standard rework in Japan.

DECLASSIFIED

TABLE 8 STATUS AND COMMAND DISTRIBUTION OF PROGRAM AIRCRAFT BY MODEL

31 MARCH 1958

CLASS AND MODEL	TOTAL PROGRAM AIRCRAFT	STATUS DISTRIBUTION OF PROGRAM A/C					COMMAND DISTRIBUTION OF OPERATIONAL A/C						BUAER FA
		OPERATING	LOGISTIC SUPPORT			RESERVE STOCK	LANT	PAC	NABS	NATRA	NART	R&D	
			OPERATIONAL POOL		NON-OPERATIONAL SUPPORT								
			RFI	NOT RFI a/									
VF DAY PROP													
F6F 5	14	14					4	10					
VF AW JET													
F2H 4	83	54	2	7	20		52	11					20
F2H 3	107	63	4	19	21		22	64					21
* F3H 2	75	66		2	7		27	37				4	7
* F3H 2N	104	66		3	35		30	29				10	35
F3D 2	84	62		7	2	13	19	44		2		4	15
F3D 2T2	53	44			6	3	22	22					9
F3D 2Q	17	14			3		6	8					3
F3D 2QX	12				12								12
F3D 2M	12	5	3			4		7				1	4
F3D 1	4	4										4	
F3D 1M	7	7										7	
F2H 2N	4	4										4	
* F4D 1	254	158	1	11	84		68	87				15	84
VF P JET		-											
* F8U 1P	15	13			2		6	6				1	2
F7U 3P	3	2				1						2	1
* F9F 8P	102	95	2	2	3		50	48				1	3
F9F 6P	21	17	4							12	9		
F9F 5P	12	1				11					1		11
F9F 2P	2	1				1				1			1
F2H 2P	55	37		5	1	12	1	20		19		2	13
VF D JET													
F9F 6D	31	27			2	2	9	7				11	4
FJ 3D	26	24			2		11	12				1	2
FJ 3DX	1				1								1
FJ 3D2X	1				1								1
VF D PROP													
F8F 2D	5					5							5
VF KD JET													
F9F 5KD	5	5					2	3					
F9F 5KDX	8				8								8
F9F 2KD	10	9			1		4	5					1
ATTACK													
VA DAY JET													
* A4D 2	115	89			26		79	7				3	26
* A4D 1	138	112	1	17	8		51	68				11	8
* FJ 4B	192	164		3	25			160				7	25
F9F 8B	338	249	10	2	77		88	67		101		5	77
VA DAY PROP													
AD 7	58	53	1	2	2			52				4	2
AD 6	497	313	23	21	140		184	172				1	140
AD 5	170	131	1	1	37		49	26	9	1	41	7	37
AD 4L	1	1							1				
AD 4B	112	75				37	4		21	1	49		37
AD 4NA	138	38				100			4	21	11	2	100
AD 4	54	33				21				33			21
VA AW PROP													
AD 5N	149	105	2	2	39	1	43	58		4		4	40
AD 5Q	19	18			1		8	8				2	1
AD 5QX	9				9								9
AD 4Q	1	1					1						
TF 1Q	4	3		1			2	2					
VA W PROP													
AD 5W	184	110	2		46	26	49	60				3	72
VA P JET													
A3D 1P	1	1										1	
VA P PROP													
AJ 2P	24	18		4		2	10	12					2
VA Q JET													
A3D 1Q	4	2		1	1		1	2					1
VA Q PROP													
P4M 1Q	9	6		2	1		2	6					1
VA H JET													
* A3D 2	81	69		3	9		34	38					9
A3D 1	35	26		5	4		26					5	4
VA H PROP													
AJ 2	42	30		6	1	5	14	22					6
AJ 1	20	2			1	17						2	18
ANTI SUBMARINE													
VS													
* S2F 2	57	52		3	2		28	27					2
* S2F 1	458	369	11	42	36		112	75		57	173	5	36
* S2F 1T	64	59			5					59			5
TBM 3E	1					1							1

a/ Includes 34 aircraft in Com Nav Air Pac custody awaiting or undergoing standard rework in Japan.

DECLASSIFIED

TABLE 8 STATUS AND COMMAND DISTRIBUTION OF PROGRAM AIRCRAFT BY MODEL

31 MARCH 1958

CLASS AND MODEL	TOTAL PROGRAM AIR-CRAFT	STATUS DISTRIBUTION OF PROGRAM A/C					COMMAND DISTRIBUTION OF OPERATIONAL A/C						BUAER FA
		OPERA-TING	LOGISTIC SUPPORT			RESERVE STOCK	LANT	PAC	NABS	NATRA	NART	R&D	
			OPERATIONAL POOL		NON-OPERA-TIONAL SUPPORT								
			RFI	NOT RFI a/									
PATROL													
VP L													
* P2V 7	115	88	6	3	18		52	41				4	18
P2V 6	22	16			6						16		6
P2V 6F	2	1			1						1		1
P2V 6M	25	22	1		2						21	2	2
* P2V 5	6	4			2						4		2
* P2V 5F	281	210		17	54		90	77			55	5	54
* P2V 5FX	1				1								1
* P2V 5FD	2	2					1	1					
* P2V 5JF	9	8			1						8		1
P2V 4	42	35			3	4				29	2	4	7
P2V 3	29	10			9	10	1			7		2	19
P2V 3B	18	14		3	1		9	8					1
P2V 3BX	2				2								2
P2V 3W	5	1				4						1	4
P2V 2	51	18			3	30			1	15		2	33
P4Y 2	11	10			1						10		1
VP S													
* P5M 2	82	62		5	15		30	36				1	15
P5M 1	104	61	1	1	38	3	22	34		7			41
PBM 5S2	19	17		1	1					17		1	1
WARNING													
VW WEA													
* WV 3	6	3		2	1		4	1					1
VW AEW													
* WV 2	131	106		15	5	5	50	58		6		7	10
* WV 2E	1	1										1	
OBSERVATION													
VO													
OE 2	22	20			2		8	12					2
OE 1	31	18	2	2		9	7	15					9
TRANSPORT													
VR H													
R6D 1	55	43			12		34	9					12
R7V 2	1					1							1
R7V 1	46	35		9	2		4	40					2
R5D 5	1	1							1				
R5D 5X	3				3								3
R5D 3	69	59			10		10	28	2		18	1	10
R5D 2	36	27			9		3	8		1	13	2	9
R5D 4R	15	13			2		1	3	2	2	5		2
R6D 1Z	6	5			1		3	2					1
R5D 3Z	3	3					1	1		1			
R5D 2Z	5	4			1		2	2					1
R5D 1Z	1				1								1
VR M													
R4Q 2	54	41			13		41						13
R4Q 1	33	19		3	7	4		18	2	2			11
R4D 8	94	88			6		24	18	25	9	8	4	6
R4D 6	50	41		6	2	1	20	12	6	1	5	3	3
R4D 5	44	36	4	1	2	1	17	6	8	1	6	3	3
R4D 6R	3	3					1		1		1		
R5D 5RX	1				1								1
R4D 8Z	4	3				1		1	2				1
R4D 6Z	6					6							6
R4D 5Z	2	1				1			1				1
R4Y 2	2	2							2				
R4Y 1	35	30			5		18	3	5	1	1	2	5
R4Y 1Z	1	1							1				
VR S													
R3Y 2	6	2				4		2					4
R3Y 1	3	1				2		1					2
VR C													
TF 1	53	47		4	2		26	23	1			1	2
UTILITY													
VU SAR													
UF 1	87	72		7	8		23	33	19	2	2		8
UF 1X	1				1								1
UF 1T	5	4			1				4				1
UC 1	8	8					8						
VU TOW													
JD 1	82	52		5	17	8	23	33				1	25
JD 1X	21					21							21
JD 1D	18	18					8	6				4	
JD 1DX	1				1								1

a/ Includes 34 aircraft in Com Nav Air Pac custody awaiting or undergoing standard rework in Japan.

DECLASSIFIED

TABLE 8 STATUS AND COMMAND DISTRIBUTION OF PROGRAM AIRCRAFT BY MODEL

31 MARCH 1958

CLASS AND MODEL	TOTAL PROGRAM AIR-CRAFT	STATUS DISTRIBUTION OF PROGRAM A/C					COMMAND DISTRIBUTION OF OPERATIONAL A/C						BUAER FA
		OPERA-TING	LOGISTIC SUPPORT			RESERVE STOCK	LANT	PAC	NABS	NATRA	NART	R&D	
			OPERATIONAL POOL		NON-OPERA-TIONAL SUPPORT								
			RFI	NOT RFI a/									
TRAINING													
VT JET													
T2J 1	1				1								1
T2V 1	137	58		1	78					52		7	78
TV 2	538	366	1	10	71	90	62	68	18	153	73	3	161
TT 1	3				3								3
F9F 8T	128	121			7		24	26		67		4	7
VT ME													
JRB 6	75	54			10	11			53		1		21
JRB 4	22	22					2		5	3	9	3	
SNB 5	724	606	1	9	108		78	88	132	191	117	10	108
SNB 4	22	10			4	8	1		9				12
SNB 5P	40	35			5		3	8	7	11	5	1	5
VT SE													
T 34B	411	265	2	1	58	85			18	210	39	1	143
T 28B	439	356			83		11	13	16	314		2	83
T 28C	289	287		1	1					288			1
SNJ 6	20	20								19	1		
SNJ 5	116	116							2	85	29		
SNJ 5B	27	27								27			
SNJ 5C	3					3							3
N3N 3	37	35			2				35				2
VT E													
R4D 6Q	3	1				2						1	2
R4D 5Q	3					3							3
R4D 6S	18	4				14	2				2		14
R4D 5S	11	3				8	1				2		8
VT NAV													
R4D 7	6	6							1	5			
VT D JET													
TV 2D	14	11			3		4	6				1	3
TV 2DX	1				1								1
VT D PROP													
T 28BD	9	9					3					6	
VT KD JET													
TV 2KD	4	3			1		1					2	1
ROTARY WING													
HS													
* HSS 1	191	165			26		93	57			10	5	26
HSL 1	41	6			2	33						6	35
HO													
HOK 1	66	59			7		19	34	6				7
HO4S 3	38	33			5		5		3	25			5
HO4S 1	2	2							2				
HO3S 1	2	2								2			
HR													
HR2S 1W	1	1										1	
HR2S 1	27	20		3	4		14	6	2			1	4
HRS 3	131	111		6	14		40	67	9			1	14
HRS 3X	2				2								2
HRS 1	8	8					1		4		3		
HU													
HUS 1	72	65			7		22	36	6			1	7
HUS 1A	17	15			2		6	7	2				2
HUL 1	18	18					11	7					
HUP 2	170	139	1	4	26		29	41	20	24	29	1	26
HUP 1	1	1							1				
HT													
HTL 6	43	34			9					34			9
HTL 5	25	22			1	2	10			6	6		3
HTL 4	20	7			13			6			1		13
AIRSHIPS													
ZP													
* ZS2G 1	14	7		2	2	3	7			1		1	5
ZSG 4	9	5			2	2				4	1		4
ZSG 3	2	2									2		
* ZPG 2	11	8		1	2		8					1	2
ZW													
* ZPG 2W	5	5					4					1	

* COMBAT FIRST LINE MODELS.

X The suffix letter X is added to indicate that a conversion to that model has not been completed. Upon completion of the conversion, the suffix letter is dropped.

a/ Includes 34 aircraft in Com Nav Air Pac custody awaiting or undergoing standard rework in Japan.

DECLASSIFIED

TABLE 9

DISTRIBUTION OF NON-PROGRAM AIRCRAFT BY MODEL

31 MARCH 1958

CLASS & MODEL	GRAND TOTAL	AWTG. STRIKE	AWTG. DECI-SION	MDAP	CONT. RE-SERVE	BAIL-MENT	LOAN	EX-PERI-MENTAL	BRD. OF INSP. & SURVEY
TOTAL	651	104	93	45	150	160	63		36
Fighter	237	23	16	2	105	68	9		14
VF(DAY)JET	159	5	11		103	29	4		7
F8U-1	11					10	1		
YF8U-1	3								3
F7U-3	61	2			58	1			
F7U-3M	49		4		45				
F11F-1	10					9	1		
YF11F-1	4								4
F11F-1F	2					1	1		
F9F-6	1						1		
F9F-5	3		3						
F9F-2	3	1	1			1			
F3H-2M	1					1			
F2H-2	6		3			3			
FJ-4	2	1				1			
FJ-3	1					1			
FJ-3M	1					1			
FJ-2	1	1							
VF(AW)JET	40		1	2		27	5		5
F2H-3	2			2					
F2H-3M	1					1			
F3H-2	6		1			3	2		
YF3H-2	1								1
F3H-2N	3					3			
YF3H-2N	1								1
F3H-1N	1					1			
F3D-2	3					3			
F3D-2N	2					2			
F3D-1	3					2	1		
F5D-1	2					2			
F4D-1	11					10	1		
XF4D-1	1						1		
YF4D-1	2								2
YF2Y-1	1								1
VF(P)JET	29	18	2		2	5			2
F8U-1P	3					3			
YF8U-1P	2								2
F7U-3P	3				2	1			
F9F-6P	14	13				1			
F9F-6PD	4	4							
F9F-2P	2		2						
F2H-2P	1	1							
VF(D)JET	7					7			
F8U-1D	4					4			
FJ-3D	3					3			
VF(KD)JET	2		2						
F9F-2KD	2		2						
Attack	135	1	45	13	35	30			11
VA(DAY)JET	17					12			5
A4D-2	5					5			
YA4D-2	3								3
A4D-1	4					4			
XA4D-1	1					1			
FJ-4B	2					2			
YFJ-4B	2								2
VA(DAY)PROP	93	1	42	13	35	2			
AD-7	1					1			
AD-6	1					1			
AD-4L	1	1							
AD-4B	5		5						
AD-4NA	17		15		2				
AD-4	54		22		32				
AD-2	1				1				
AU-1	13			13					
VA(AW)PROP	7		3			4			
AD-5N	2					2			
AD-5Q	2					2			
AD-4Q	3		3						
VA(W)PROP	2					2			
WF-2	1					1			
AD-5W	1					1			
VA(H)JET	14					9			5
A3D-2	7					7			
YA3D-2	4								4
A3D-1	2					2			
YA3D-1	1								1
VA(H)PROP	1					1			
AJ-1	1					1			
VA(SM)JET	1								1
YP6M-1	1								1
Anti-Submarine	5	1				4			
VS	5	1				4			
S2F-1	4					4			
TBM-3S2 ...	1	1							
Patrol	24		13	2	5	4			
VP(L)	21		13	2	2	4			
P2V-7	4			2		2			
P2V-5F	1					1			
P2V-3W	9		6		2	1			
P2V-2	7		7						
VP(S)	3				3				
PBM-5	3				3				
Warning	1					1			
VW(WEA)	1					1			
WV-3	1					1			
Transport	51				1	5	45		
VR(H)	3					1	1		
R7V-2	1					1			
R5D-4R	1						1		
VR(M)	47				1	2	44		
R4D-6	2						2		
R4D-5	3						3		
R4D-6R	25					1	24		
R4D-5R	16				1		15		
R4Y-1	1					1			
VR(C)	2					2			
TF-1	2					2			
Utility	5		2			1	2		
VU(SAR)	4		2				2		
JRF-5	2						2		
UF-1	2		2						
VU(TOW)	1					1			
JD-1	1					1			

DECLASSIFIED

TABLE 9

DISTRIBUTION OF NON-PROGRAM AIRCRAFT BY MODEL

31 MARCH 1958

CLASS & MODEL	GRAND TOTAL	AWTG. STRIKE	AWTG. DECI-SION	MDAP	CONT. RE-SERVE	BAIL-MENT	LOAN	EX-PERI-MENTAL	BRD. OF INSP. & SURVEY
Training	151	78	17	22	4	18	5		7
VT(JET)	24		5			10	2		7
T2J-1	1					1			
T2V-1	4					3	1		
YT2V-1	6								6
TV-2	7		5			1	1		
TT-1	3					3			
F9F-8T	2					2			
YF9F-8T	1								1
VT(ME)	27		4	20			3		
JRB-6	4		4						
JRB-4	23			20			3		
VT(SE)	82	78		2	1	1			
T-34B	1					1			
SNJ-6	1	1							
SNJ-5	22	19		2	1				
SNJ-6B	12	12							
SNJ-5B	18	18							
SNJ-5C	28	28							
VT(E)	11		8		3				
R4D-6Q	9		7		2				
R4D-5Q	2		1		1				
VT(D)JET	2					2			
TV-2D	2					2			
VT(KD)JET	5					5			
TV-2KD	5					5			

CLASS & MODEL	GRAND TOTAL	AWTG. STRIKE	AWTG. DECI-SION	MDAP	CONT. RE-SERVE	BAIL-MENT	LOAN	EX-PERI-MENTAL	BRD. OF INSP. & SURVEY
Rotary Wing	40			6		28	2		4
HS	8					8			
HSS-1	8					8			
HO	7					4	2		1
HOK-1	5					4	1		
YHOK-1	1								1
XHO3S-2 ...	1						1		
HR	14			6		6			2
HR2S-1W ...	1					1			
HR2S-1	4					4			
YHR2S-1 ...	2								2
HRS-3	7			6		1			
HU	6					5			1
HUL-1	1					1			
YHUL-1	1								1
HUP-2S	2					2			
HUP-1	2					2			
HT	5					5			
HTK-1	4					4			
HTL-7	1					1			
Airships	2	1				1			
ZP	2	1				1			
ZSG-3	1	1							
ZPG-1	1					1			

Use Table 8 instead of this table. Table 8 is correct. Table 10 is not.

DECLASSIFIED

[redacted]

PROGRAM AIRCRAFT, TYPE OF ORGANIZATIONAL UNIT BY CLASS

TABLE 10 31 MARCH 1958

UNIT TYPE	TOTAL	CLASS OF AIRCRAFT													
		VF JET	VF PROP	VA JET	VA PROP	VS	VP	VW	VO	VR	VU	VT JET	VT PROP	H	Z
TOTAL	12214	3333	19	903	1490	580	826	138	53	632	223	826	2275	875	41
OPERATING	9039	~~2086~~ 1866	14	712	937	480	579	110	38	505	154	559	1856	708	27
LOGISTIC SUPP	2115	507		191	344	99	196	23	6	106	40	177	285	132	9
RESERVE STOCK	1060	466	5		209	1	51	5	9	21	29	90	134	35	5
OPERATING UNITS															
FLEET COMBAT	3837	1284		520	684	217	343	97	38	117		36	14	473	14
USN	2726	844		394	557	217	343	97		2		11		247	14
VF DAY	353	328		25											
VF AW	277	272		5											
VA JET	334	85		249											
VA PROP	308			21	287										
VFP PHOTO	82	82													
VAAW NIGHT	99				98	1									
VAW AEW	104				104										
VFAW INT	49	36			13										
HEAVY ATTACK	68	5		52	11										
GMGRU	48	36			1							11			
VQ ECM	12			3	6		3								
VAP PHOTO	19				19										
VA TANKER	18				18										
VS	216					216									
HS	150													150	
VP LAND	209						209								
VP SEA	113						113								
ZP	10														10
VAH LAND	39			39											
VAH SEA	18						18								
VW AEW WEA	42							40		2					
VW BARRIER	57							57							
ZW BARRIER	4														4
HU	97													97	
USMC	1111	440		126	127				38	115		25	14	226	
MAW HEDRONS	156	40		13	21					33		23	13	13	
VMF	191	191													
VMF AW	117	115										2			
VMA	255	49		113	93										
VMC	8				8										
VMCJ	39	34			5										
VMJ	11	11													
VMR	82									82					
HMR	173								3					170	
VMO	79								35				1	43	
DIRECT SUPP	1036	217	14	60	32	8	23			216	100	148	178	38	2
USN	922	183	14	39	31	8	23			208	100	124	171	19	2
OPDEVFOR	87	21		17	5	2	5			9	8	4	7	7	2
FAWTU	148	47										85	16		
FASRON	226	30		11	20	6	2			44	11	22	79	1	
VU	168	63	14	5			2			1	64	1	16	2	
VR MATS	49									49					
VR TAC SUPP	76									74			2		
FLEET TRNG	98	22		6	1		14			8		12	35		
FLEET BASES	49				2					12	16		10	9	
CV & AV UTIL	21				3					11	1		6		
USMC	114	34		21	1					8		24	7	19	
HMX	19													19	
FMF & FAHG	22	2			1					8		4	7		
VMT	73	32		21								20			
INDIRECT SUPP	4166	859		132	221	255	213	13		172	54	375	1664	197	11
NATRA	2157	303		101	60	84	75	5		18	2	267	1147	90	5
BASIC	1105	12			1					7	2	41	961	76	5
ADVANCED	934	242		101	55	84	75			7		220	138	12	
TECHNICAL	118	49			4			5		4		6	48	2	
OTHER	821	137		31	60	5	22	8		97	51	37	312	58	3
NABS & NAS	368	11			17					42	43	16	209	30	
BAGR & BAR	13									2			11		
R & D	286	116		31	25	5	21	8		15	5	17	24	16	3
ATT & MISS	22									16	3		3		
USMCAS	132	10			18		1			22		4	65	12	
NART	1188	419			101	166	116			57	1	71	205	49	3
NON-OPERATING UNITS															
LOGISTIC SUPP	2115	~~507~~ 545		~~191~~ 191	~~344~~ 344	99	196	23	6	106	40	177	285	132	9
OPTL POOLS	502	195		42	68	56	38	17	4	27	12	12	14	14	3
RFI	112	42		11	29	11	8		2	4		1	3	1	
NOT RFI a/	390	153		31	39	45	30	17	2	23	12	11	11	13	3
NON OPTL SUPP	1613	~~312~~ 310		~~149~~ 150	~~276~~ 277	43	158	6	2	79	28	165	271	118	6
DELIVERY	391	80		68	19	4	21	4		20	3	100	31	39	2
REWORK	758	196		50	122	25	105	2	2	45	13	44	103	48	3
AWTG REWORK	464	36		31	135	14	32			14	12	21	137	31	1
RESERVE STOCK	1060	466	5		209	1	51	5	9	21	29	90	134	35	5
O/H REQUIRED	973	434	5		200		51	5	9	14	29	90	129	2	5
O/H NOT REQ	87	32			9	1				7			5	33	

a/ Includes 34 aircraft in Com Nav Air Pac custody awaiting or undergoing standard rework in Japan.

[redacted]

DECLASSIFIED

Chart 3

CONFIDENTIAL

TYPE OF ORGANIZATIONAL UNIT

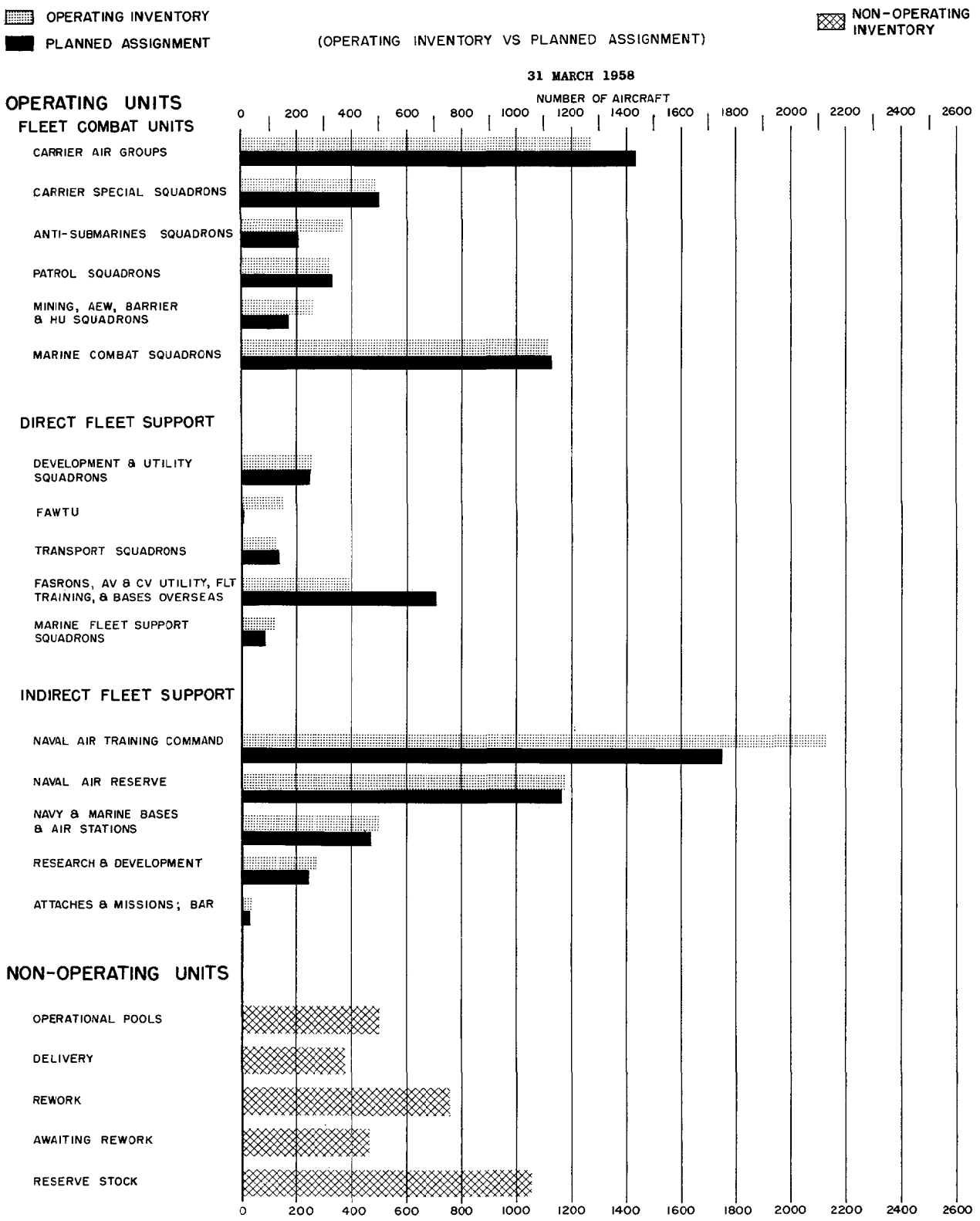

CONFIDENTIAL

~~CONFIDENTIAL~~

DECLASSIFIED

PROGRAM AIRCRAFT, TYPE OF ORGANIZATIONAL UNIT BY CLASS

NAVAL AIR FORCE, ATLANTIC FLEET

TABLE 11

31 MARCH 1958

UNIT & TYPE	TOTAL	CLASS OF AIRCRAFT													
		VF JET	VF PROP	VA JET	VA PROP	VS	VP	VW	VO	VR	VU	VT JET	VT PROP	H	Z
TOTAL	2568	777	4	279	366	140	205	54	15	205	62	91	101	250	19
OPERATING	2440	713	4	263	359	135	193	47	15	195	62	91	101	246	16
OPERATIONAL POOLS	128	64		16	7	5	12	7		10				4	3
FLEET COMBAT	1900	612		244	347	131	180	47	15	58		15	4	233	14
USN	1406	411		206	264	131	180	47		2		5		146	14
VF DAY	161	145		16											
VF AW	143	138		5											
VA JET	174	44		130											
VA PROP	138				138										
VFP PHOTO	39	39													
VAAW NIGHT	45				44	1									
VAW AEW	45				45										
VFAW INT	38	25			13										
HEAVY ATTACK	49	3		35	11										
GMGRU	23	17			1							5			
VQ ECM	6			1	2		3								
VAP PHOTO	9				9										
VA TANKER	1				1										
VS	130					130									
HS	93													93	
VP LAND	118						118								
VP SEA	47						47								
ZP	10														10
VAH LAND	19			19											
VAH SEA	12						12								
VW AEW WEA	20							18		2					
VW BARRIER	29							29							
ZW BARRIER	4														4
HU	53													53	
USMC	494	201		38	83				15	56		10	4	87	
MAW HEDRONS	58	17		4	10					15		8	4		
VMF	122	122													
VMF AW	42	40										2			
VMA	108	5		34	69										
VMCJ	21	17			4										
VMR	41									41					
HMR	69													69	
VMO	33								15					18	
DIRECT SUPP	512	101	4	19	12	4	13			122	54	76	94	11	2
USN	448	70	4	8	11	4	13			117	54	62	92	11	2
OPDEVFOR	54	12			2	2	5			9	8	2	5	7	2
FAWTU	77	19										49	9		
FASRON	100	14		6	4	2				24	8	4	37	1	
VU	72	25	4	2			1				30		9	1	
VR MATS	23									23					
VR TAC SUPP	41									40			1		
FLEET TRNG	35						7			3		7	18		
FLEET BASES	26				2					7	8		7	2	
CV & AV UTIL	20				3					11			6		
USMC	64	31		11	1					5		14	2		
FMF & FAHG	12	2			1					5		2	2		
VMT	52	29		11								12			
INDIRECT SUPP	28									15	8		3	2	
OTHER	28									15	8		3	2	
NABS & NAS	12									2	6		2	2	
ATT & MISS	16									13	2		1		
OPTL POOLS	128	64		16	7	5	12	7		10				4	3
RFI	15	7		1	2		1			4					
NOT RFI	113	57		15	5	5	11	7		6				4	3

~~CONFIDENTIAL~~

DECLASSIFIED

CONFIDENTIAL

PROGRAM AIRCRAFT, TYPE OF ORGANIZATIONAL UNIT BY CLASS

NAVAL AIR FORCE, PACIFIC FLEET

TABLE 12

31 MARCH 1958

UNIT & TYPE	TOTAL	CLASS OF AIRCRAFT													
		VF JET	VF PROP	VA JET	VA PROP	VS	VP	VW	VO	VR	VU	VT JET	VT PROP	H	Z
TOTAL	2764	890	10	342	418	102	197	59	27	177	72	100	109	261	
OPERATING	2478	788	10	317	357	90	173	50	23	161	61	95	101	252	
OPERATIONAL POOLS	286	102		25	61	12	24	9	4	16	11	5	8	9	
FLEET COMBAT	1937	672		276	337	86	163	50	23	59		21	10	240	
USN	1320	433		188	293	86	163	50				6		101	
VF DAY	192	183		9											
VF AW	134	134													
VA JET	160	41		119											
VA PROP	170			21	149										
VFP PHOTO	43	43													
VAAW NIGHT	54				54										
VAW AEW	59				59										
VFAW INT	11	11													
HEAVY ATTACK	19	2		17											
GMGRU	25	19										6			
VQ ECM	6			2	4										
VAP PHOTO	10				10										
VA TANKER	17				17										
VS	86					86									
HS	57													57	
VP LAND	91						91								
VP SEA	66						66								
VAH LAND	20			20											
VAH SEA	6						6								
VW AEW WEA	22							22							
VW BARRIER	28							28							
HU	44													44	
USMC	617	239		88	44				23	59		15	10	139	
MAW HEDRONS	98	23		9	11					18		15	9	13	
VMF	69	69													
VMF AW	75	75													
VMA	147	44		79	24										
VMC	8				8										
VMCJ	18	17			1										
VMJ	11	11													
VMR	41									41					
HMR	104								3					101	
VMO	46								20				1	25	
DIRECT SUPP	505	116	10	41	20	4	10			94	46	72	84	8	
USN	474	113	10	31	20	4	10			91	46	62	79	8	
OPDEVFOR	33	9		17	3							2	2		
FAWTU	71	28										36	7		
FASRON	126	16		5	16	4	2			20	3	18	42		
VU	96	38	10	3			1			1	34	1	7	1	
VR MATS	26									26					
VR TAC SUPP	35									34			1		
FLEET TRNG	63	22		6	1		7			5		5	17		
FLEET BASES	23									5	8		3	7	
CV & AV UTIL	1										1				
USMC	31	3		10						3		10	5		
FMF & FAHG	10									3		2	5		
VMT	21	3		10								8			
INDIRECT SUPP	36									8	15	2	7	4	
OTHER	36									8	15	2	7	4	
NABS & NAS	23									4	14		3	2	
ATT & MISS	6									3	1		2		
USMCAS	7									1		2	2	2	
OPTL POOLS	286	102		25	61	12	24	9	4	16	11	5	8	9	
RFI	72	24		10	27		6		2			1	1	1	
NOT RFI a/	214	78		15	34	12	18	9	2	16	11	4	7	8	

a/ Includes 34 aircraft in Com Nav Air Pac custody awaiting or undergoing standard rework in Japan.

CONFIDENTIAL

DECLASSIFIED

TABLE 13

MAN-CARRYING DRONES
COMMAND AND STATUS DISTRIBUTION BY MODEL

31 MARCH 1958

MODEL	COMMAND					STATUS			
	GRAND TOTAL	LANT	PAC	R&D	BUAER	OPERATING	OPERAT'L. POOL	NON OPERAT'L. SUPPORT	RESERVE STOCK
Total	303	26	30	54	193	104	6	57	136
F9F-6K	26	-	-	1	25	1	-	-	25
F9F-6KX	95	-	-	2	93	2	-	45	48
F6F-5K	165	26	30	48	61	98	6	4	57
PAY-2K	17	-	-	3	14	3	-	8	6

TABLE 14

AIRCRAFT ON LOAN TO NAVY

31 MARCH 1958

MODEL	CUSTODIAN	LOCATION
B-45A	Research & Development	BAR, Kansas City
RB-66A	Research & Development	BAR, Columbus
H-25A	Research & Development	BAR, Morton
U-1A	Research & Development	BAR, Morton
H-23A	Research & Development	BAR, Palo Alto
H-37A	Research & Development	BAR, East Hartford
H-37A	Research & Development	NATC, Patuxent River
JRF-5G	Research & Development	BAR, Elmhurst