DECLASSIFIED [redacted]

[redacted] OPNAV [redacted]

ALLOWANCES and LOCATION of NAVY AIRCRAFT

DECLASSIFIED by authority of Op-51 on 3 April 1975 action by Blanche Snyder Op-511

OPNAV NOTICE P03110

[redacted]

31 JANUARY 1961

DEPARTMENT OF THE NAVY
OFFICE OF THE CHIEF OF NAVAL OPERATIONS

[redacted]

DEPARTMENT OF THE NAVY
OFFICE OF THE CHIEF OF NAVAL OPERATIONS
WASHINGTON 25, D. C.

OPNAV P03110
Op-502D
Ser 02504P50
13 March 1961

[redacted]

OPNAV NOTICE P03110

DECLASSIFIED

From: Chief of Naval Operations
To: Distribution List

Subj: Allowance and Location of Navy Aircraft (U)

1. Purpose.

a. To indicate the following by units:

(1) The operating aircraft allowance (Table 1).
(2) The actual on hand aircraft inventories (Table 2), as of 31 January 1961.
(3) The planned assignments of operating aircraft (Table 2).

b. To show the actual on hand program and non-program aircraft inventory in various forms (Section II), as 31 January 1961.

2. General Instruction.

a. This Notice establishes unit operating allowances of the Naval Aircraft Program within each major operating command. The allocation of naval aircraft by model (i. e. operating and operational pool) is reflected in OPNAV INSTRUCTION 03110.1, "U. S. Naval Aircraft Program" (Gray Book), which establishes the operating and operational pool allocations for major operating commands in accordance with the approved planning factors and available inventory. In those instances where apparent inconsistencies between operating allowances and allocations occur, the "U. S. Naval Aircraft Program" shall be the controlling instruction, since it represents the planned implementation of aircraft which Congress approved and provided funds for. Actual on hand aircraft inventories are developed by the Navy Aircraft Accounting System, OPNAV INSTRUCTION P5442.2A. The Naval Air Reserve Training Command as shown herein, has been established as a major command for aircraft logistics purposes only.

b. If the allowances as set forth are not deemed suitable for the mission which an activity or command has to support, the Chief of Naval Operations will consider recommendations for changes in types and allowances of aircraft. However, any requests for such changes that would result in an increase in a major command's total aircraft operating allowance should contain that command's recommendation for a compensatory reduction.

c. Major operating commands are authorized to shift operating assignments (Table 2) from one unit to another on a temporary basis; however, if it is expected that this shift will exceed three (3) months, the Chief of Naval Operations shall be requested to change the authorized operating allowance (Table 1).

d. Specific assignment of aircraft to individual officers is prohibited by the Secretary of the Navy. Aircraft for shore based activities not listed in Table 1 are provided within the allowances of Naval Air Bases, the Naval Air Reserve Training Command, the Naval Air Training Command, and the Bureau of Naval Weapons (Research, Development, Test and Evaluation).

e. Types, classes and models of aircraft listed herein are in conformance with BUWEPS INSTRUCTION 013100.1 of 22 June 1960.

f. Planned operating levels of target drones (capable of carrying a pilot) are contained in OPNAV INSTRUCTION 03110.1 (U. S. Naval Aircraft Program).

[redacted]

[redacted]

OPNAVNOTE P03110

DECLASSIFIED

3. Classification. The security classification of this publication and all previous editions thereof is automatically downgraded from Confidential to Unclassified five (5) years after the date of issue on the letter of promulgation. This action is in accordance with Section 3, Change 4 of OPNAV INSTRUCTION 5510.1B. Upon downgrading, this publication will be marked "FOR OFFICIAL USE ONLY."

4. Cancellation. This Notice is cancelled and may be destroyed by burning when the next issue is received. No report of destruction is necessary. For record purposes cancel 30 June 1961.

R. L. SHIFLEY
By direction

Distribution:
Part I SNDL:

21	(3)	(CINCLANTFLT (4))
22	(3)	(COMSEVENTHFLT, COMSECONDFLT only)
23A	(1)	(COMNAVPHIL only)
23B	(1)	(COMTAIWANPATFOR, COMASDEFORLANT, COMSOLANT only)
24A	(	(COMNAVAIRPAC (15), COMNAVAIRLANT (11))
24B	(2)	(COMPHIBLANT only)
24F	(3)	
24H	(2)	(Less COMFLTRAPAC)
24J	(2)	
26CC	(1)	
26F	(1)	(COMOPTEVFOR only)
27C	(1)	(Less COMWESTSEAFRON)
27G	(1)	(EPDOPAC only)
28A	(1)	(COMCARDIV's 1, 2, 5, 17, 18, 19 only)
29H	(1)	(CVA's 16, 31, 34, 42 only)
42A	(2)	(Less COMFAIRJAPAN, COMFAIRNORFOLK, COMFAIRQUONSET) (COMFAIRALAMEDA (4) COMFAIRWESTPAC (3))
42B	(	(COMFAIRWING ONE (1), COMFAIRWINGSLANT (2))
42EE	(1)	
42H	(1)	
42Q	(1)	(VR(F) THIRTY ONE only)
46A	(2)	
46B	(3)	
46C1	(1)	(MAG's 12, 15, 26, 32, 33 only)
46D1	(1)	(MARFITRON's 323, 451 only)
46D2	(1)	(MARATKRON 331 only)
50B	(1)	(CINC SAC only)
50D	(2)	(COMNAVFORCONAD only)

Part II SNDL:

A2A	NavCompt	(2)
A5	BUWEPS	(104)
	BUPERS PERS-11a	(10)
	BUWEPS (Attn: PPAC-4)	(1)
F2	(1)	(ND's 6, 9, 10, 12 only)
F14	(3)	
J113	(1)	
W1A	(2)	(Less Atlanta, Glynco, Dallas, Grosse Ile, Agana, Pax Riv (PRB), Whidbey, North Island, Anacostia, Guantanamo Bay, Los Alamitos, Minneapolis, Point Mugu, South Weymouth) (Olathe (1), Ford Island (1))

(Distribution continued on Page 3)

[redacted]

DECLASSIFIED

Part II SNDL (Cont'd)

W1A	(3)	(Pax Riv, Whidbey, Anacostia, North Island only)
W1B	(1)	(Less Chula Vista, Milton, Port Isable)
W1C	(1)	(NAF Litchfield Park, NAHA, Okinawa only)
W1E	(1)	
W1G	(1)	(Less Santa Ana)
W1H	(1)	(Roosevelt Roads only)
W2A	(2)	(NAB's 1, 5, 12, 13, 14 only)
W2B	(1)	(Less El Toro, Santa Ana)
W3A	(2)	
W3B	(2)	
W3C	(1)	
W3E	(4)	
W3F	(1)	
W4A	(1)	
W4B	(1)	(Jacksonville only)
W6B	(1)	(BUWEPSREP El Segundo, Buffalo, Burbank, Columbus only)
W7E	(1)	
W8A	(1)	
W8B	(1)	
W10A	(6)	
W10B	(1)	
W11A	(2)	(Crane Indiana only)
W12A	(1)	
J95	(2)	
M64	(2)	
M61	(10)	

SecDef (Comptroller) Budget (1)
Record and Research Branch, J-3, The Joint Staff, Pentagon (2)
Transportation Division, Operations Branch, J-4, The Joint Staff, Pentagon (1)
Director, Weapons System Evaluation Group, Rm 1E880, Pentagon (1)
Security Control Officer, Federal Aviation Agency, Bureau of Research & Development, Washington 25, D. C. (1)
U. S. Naval Aviation Engineering Service Unit, Attn: Code 135, Washington 25, D. C. (1)
Classified Material Office, Marine Barracks, Attn: Aviation Unit, Washington 3, D. C. (1)
Bureau of Budget, Military Division, Executive Office, 17th and Pennsylvania, Washington, D. C. (1)
General Accounting Office, Defense Accounting and Audit Division, Navy Audit Group, Munitions Building, Washington 25, D. C. (1)
Naval Aide to the President, The White House, Washington, D. C. (1)
Office of the Executive Director, Johns Hopkins University, Operations Research Office, Washington 14, D. C. (1)
U. S. Army War College Library, Carlisle Barracks, Pennsylvania (1)
Superintendent, U. S. Naval Postgraduate School, Monterey, California (1)
Program Director, Courtney and Company, 1711 Walnut Street, Philadelphia 3, Pennsylvania (1)
Commandant, Armed Forces Staff College, Norfolk 11, Virginia (1)
Naval Air Material Center, Aeronautical Structures Laboratory, Philadelphia 12, Pennsylvania (2)
Commandant, Air Ground Operations School, Keesler Air Force Base, Mississippi (1)

Op-001	(1)	Op-05A5	(1)	Op-50	(1)	Op-53	(3)
Op-008	(1)	Op-05F	(1)	Op-50C	(2)	Op-561C	(3)
Op-09	(1)	Op-33	(5)	Op-501	(25)	Op-07T	(1)
Op-09D	(1)	Op-34	(2)	Op-502D	(25)	Op-74	(3)
Op-92	(6)	Op-345	(1)	Op-503	(2)	Op-711	(1)
Op-941Z	(1)	Op-346	(1)	Op-505	(2)	Op-704	(1)
Op-100P2	(1)	Op-41	(1)	Op-506	(1)	Op-03EG	(2)
Op-05	(3)	Op-52	(4)	Op-507	(3)	CNO FLAGPLOT	(1)

[redacted]

DECLASSIFIED

~~CONFIDENTIAL~~

TABLE OF CONTENTS

SECTION I

STATUS CODES 6

ABBREVIATIONS 7

TABLE I PROGRAM OPERATING ALLOWANCES 8

TABLE 2 LOCATION OF TOTAL PROGRAM AND NON-PROGRAM AIRCRAFT INVENTORY 17

TABLE 3 PROGRAM INVENTORY BY STATUS AND PLANNED OPERATING ASSIGNMENTS 43

TABLE 4 TOTAL PROGRAM AND NON-PROGRAM AIRCRAFT INVENTORY BY LOCATION AND ORGANIZATIONAL UNIT 62

GENERAL

The Navy Program aircraft inventory is presented herein in three arrangements:

TABLE 2 is by type of reporting custodian within each command showing, for each unit and model of aircraft, location, authorized operating allowance, and actual inventory.

TABLE 3 is a summary of the actual operating inventory by major commands for each class, configuration and model in the program.

TABLE 4 is in alphabetic order of geographic location except that carriers and other ships are listed first showing for each location the "reporting custodians" or "unit" based there, the total aircraft in custody of each, and a code designation of their respective "command". The column headed Command contains their code designations, which are translated as follows:

11.....LANT.....Atlantic Fleet (Navy)
19.....LANT.....Atlantic Fleet (Marine Corps)

21.....PAC.....Pacific Fleet (Navy)
29.....PAC.....Pacific Fleet (Marine Corps)

31.....NABS.....Naval Air Bases (Navy)
39.....NABS.....Naval Air Bases (Marine Corps)

41.....NABTC.....Naval Air Basic Training Command
43.....NAATC.....Naval Air Advanced Training Command
44.....NATTC.....Naval Air Technical Training Command

50.....NART.....Naval Air Reserve Training Command

70.....RDT&E.....Research, Development, Test & Evaluation

88.....BUWEPS.....Fleet Readiness, BUWEPS

The above classifications are for logistic purposes and statistical convenience and in no way alter any organizational structure or military command established elsewhere by the Navy.

SECTION II

STATUS OF NAVY AIRCRAFT INVENTORY 65

~~CONFIDENTIAL~~

[redacted]

DECLASSIFIED

STATUS CODES

Table two of this report includes a column headed "STATUS" which refers to aircraft status code classifications as defined in OPNAV INSTRUCTION NO.P5442.2A. For full status code definitions, see reference.

The PROCESS Involved (PROCESS includes the following categories: Operating, Standard Rework, Special Rework, Storage, Retirement and Strike, and Miscellaneous, together with all associated subdivisions).	AIRCRAFT STATUS CODES: IN the Process	AWAITING the Process: In an Operating Command	AWAITING the Process: IN BUWEPS (NOTE 1)	ENROUTE TO the Process: By Flight	ENROUTE TO the Process: By Surface Transport
OPERATING					
Primary Use:					
Combat	A1	B	Use B if completely READY FOR ISSUE; if not, use B# to indicate material lacking: B1 - Airborne Equipment; B2 - Armament; B3 - Electronics; B4 - Photographic; B5 - Power Plant	C	C9
Combat Services	A2	B		C	C9
Student Pilot Training	A3	B		C	C9
Post-Student Training	A4	B		C	C9
Crew Training	A5	B		C	C9
Individual Proficiency	A6	B		C	C9
(Unassigned)	A7	B		C	C9
Utility (Including Administrative)	A8	B		C	C9
Research and Development	A9	B		C	C9

STANDARD REWORK	In a Rework Process	Rework Process Completed - Awaiting Flight Check	To be reworked where now located: Flyable	To be reworked where now located: Non-Flyable	To be transferred elsewhere for rework: Flyable	To be transferred elsewhere for rework: Non-Flyable	By Flight	By Surface Transport
Overhaul	D1	DA	E1	EA	EJ	ER	F1	FA
Progressive Maintenance-Conversion	D2	DB	E2	EB	EK	ES	F2	FB
Progressive Maintenance	D3	DC	E3	EC	EL	ET	F3	FC
Overhaul-Conversion	D4	DD	E4	ED	EM	EU	F4	FD
Progressive Aircraft Rework	D5	DE	E5	EE	EN	EV	F5	FE
Airline Maintenance	D6	DF	E6	EF	EO	EW	F6	FF
Progressive Aircraft Rework-Conversion	D7	DG	E7	EG	EP	EX	F7	FG

SPECIAL REWORK		Flyable	Non-Flyable		
Conversion	G4	H4	HD	I	I9
Modification	G5	H5	HE	I	I9
Repair	G6	H6	HF	I	I9
Modernization	G7	H7	HG	I	I9
Modernization-Conversion	G8	H8	HH	I	I9

STORAGE (NOTE 2)				
Standard Rework Required: In containers	MW	NX		OX
Standard Rework Required: Not in containers	MX	NX		OX
Standard Rework Not Required: Not in containers	MY	NY		OY
Standard Rework Not Required: In containers	MZ	NY		OY

RETIREMENT AND STRIKE	Awaiting Decision to Strike: Flyable	Awaiting Decision to Strike: Non-Flyable	Awaiting Strike: Flyable	Awaiting Strike: Non-Flyable	Awaiting Strike for MAP: Rework Not Involved	Awaiting Strike for MAP: Standard Rework Involved: In the Process	Awaiting Strike for MAP: Standard Rework Involved: Awaiting or Enroute	Awaiting Strike for MAP: Special Rework Involved: In the Process	Awaiting Strike for MAP: Special Rework Involved: Awaiting or Enroute	Stricken
Category 1 - Damage	Y	Y	Y	Y						1S
Category 2 - Depreciation	P2	PB	S2	SB	R	RD	RE	RG	RH	2S
Category 3 - Administrative	P3	PC	S3	SC	R	RD	RE	RG	RH	3S
Category 4 - Completed Service Life	P4	PD	S4	SD	R	RD	RE	RG	RH	4S

MISCELLANEOUS

Bailment (NOTE 3)	On Contract	T
	Contract Pending	TR
Loan (NOTE 3)	By the Navy	U
	By the Navy (For Navy RDT&E)	UR
	To the Navy	U5
Provisionally Accepted		V# (NOTE 4)
Grounded, Structural		X
Disposition Undetermined	Awaiting	Y
	Enroute	Z
Contingency Reserve: (NOTE 5)		
Stored	In containers	WA
	Not in containers	WB
Not Stored	Flyable	WD
	Non-Flyable	WE

NOTES:

1. A "B" status, when used by an Operating Command, means the aircraft could be changed to an operating status (A#) without undergoing Standard or Special Rework; when used by BUWEPS, it means an aircraft is completely RFI. A B# means that certain material is lacking to make the aircraft completely RFI.
2. Does not include stored aircraft which have completed Standard Service Life. See NOTE 5.
3. CNO approval is prerequisite before change to a Bailment or Loan status.
4. The "V" will be followed by a number when the aircraft lacks CFE. The appropriate number will be one of those used with a "B-number" status.
5. Aircraft which have completed Service Life.

See GLOSSARY (Part VI of this Instruction) for explanation of all terminology used above.

[redacted]

DECLASSIFIED

[redacted]

LOCATION OF NAVY AIRCRAFT
ABBREVIATIONS USED IN THIS REPORT
(Excluding "Status" Codes)

ABD - Aboard (Name of ship follows)
ABMA - Army Ballistic Missile Agency
ADV - Advance
AES - Aircraft Engineering Squadron
AFB - Air Force Base
ASW - Anti-Submarine Warfare
ATT - Naval Attache
ATU - Advanced Training Unit
AV , AVP - Seaplane Tenders

BWGR - Bureau of Naval Weapons General Representative
BWMR - Bureau of Naval Weapons Maintenance Representative
BWR - Bureau of Naval Weapons Representative
BWRR - Bureau of Naval Weapons Resident Representative
BIS - Board of Inspection and Survey ("Y" Prefix)
BUWEPS - Bureau of Naval Weapons

CD - Central District
CMEF - Commander of Middle East Forces
CNFE - Commander Naval Far East
CNFGER - Commander Naval Forces Germany
CVA - Attack Carrier
CVE - Escort Carrier
CVG - Carrier Air Group
CVL - Light Carrier
CVS - ASW Support Carrier

DET - Detachment
DST - District

FAA - Federal Aviation Agency
F&M - Ferry and Maintenance
FAGU - Fleet Air Gunnery Unit
FAETU - Fleet Airborne Electronics Training Unit
FASRON - Fleet Air Service Squadron
FAWTU - Fleet All Weather Training Unit
FLTACSUPP - Fleet Tactical Support Squadrons
FORAVAHQGRU - Marine Force Aviation Headquarters Group
FR - Fleet Readiness, BUWEPS

GMSRON - Guided Missile Service Squadron

H&HS - Headquarters and Headquarters Squadron
H&MS - Headquarters and Maintenance Squadron
HATU - Heavy Attack Training Unit
HDQTRS - Headquarters
HEDRON - Marine Headquarters Squadron
HMR - Marine Helicopter Transport Squadron
HMX - Marine Helicopter Operational Development Squadron
HS - Helicopter Anti-Submarine Squadron
HTG - Helicopter Training Group
HU - Helicopter Utility Squadron

INM - Inspector of Naval Material

JOC - Joint Operations Center
JTTU - Jet Transitional Training Unit

LANT - Naval Air Force, Atlantic Fleet

MAAG - Military Assistance Advisory Group
MARS - Marine Aircraft Repair Squadron
MARTRAREPLGRU - Marine Training and Replacement Group
MATRON - AEW Barrier Maintenance Squadron
MATS - Military Air Transport Service
MCAF - Marine Corps Air Facility
MCALF - Marine Corps Auxiliary Landing Field
MCAS - Marine Corps Air Station
MINDEFDEVU - Mine Defense Development Unit
MISS - Naval Mission
MTG - Marine Training Group
MWSG - Marine Wing Service Group

NAAS - Naval Auxiliary Air Station
NAATC - Naval Air Advanced Training Command
NABS - Naval Air Bases
NABTC - Naval Air Basic Training Command
NADC - Naval Air Development Center
NADU - Naval Air Development Unit
NAF - Naval Air Facility
NAMC - Naval Air Material Center
NAOTS - Naval Aviation Ordnance Test Station
NART - Naval Air Reserve Training
NARTS - Naval Air Rocket Test Station
NARTU - Naval Air Reserve Training Unit
NAS - Naval Air Station
NASA - National Aeronautics and Space Administration
NASWF - Naval Air Special Weapons Facility
NATC - Naval Air Test Center
NATRA - Naval Air Training
NATECHTRACEN - Naval Air Technical Training Center
NATECHTRAU - Naval Air Technical Training Unit
NATTC - Naval Air Technical Training Command
NATTU - Naval Air Technical Training Unit
NATU - Naval Air Torpedo Unit
NAV - Naval
NAVCICOFFSCH - Combat Information Center Officers' School
NLO - Naval Liaison Officer
NOTS - Naval Ordnance Test Station
NPG - Naval Proving Ground
NPU - Naval Parachute Unit
NSAWF - Naval School All Weather Flight
NTDC - Naval Training Device Center

O&R - Overhaul and Repair, BUWEPS FR
ONR - Office of Naval Research

PAC - Naval Air Force, Pacific Fleet
PRNC - Potomac River Naval Command

RDT&E - Research, Development, Test and Evaluation, BUWEPS

SDC - Special Devices Center
SO&ES - Station Operations and Engineering Squadron
SRNC - Severn River Naval Command

TRANS - Transportation

USMC - United States Marine Corps
USN - United States Navy
USNMC - United States Naval Missile Center
USNR - United States Naval Reserve

VA - Attack Squadron
VAAW - Carrier Special Squadron Night
VAH - Heavy Attack or Mining Squadron
VAHM - Mining Squadron
VAP - Photographic Squadron
VAW - Carrier Special Squadrons Air Early Warning
VF - Fighter Squadron
VFAW - Carrier Special Squadron
VFP - Composite Squadron Photographic
VMA - Marine Attack Squadron
VMAT - Marine Attack Training Squadron
VMC - Marine Composite Squadron
VMCJ - Marine Composite Photographic Squadron
VMFAW - Marine All-Weather Fighter Squadron
VMFT - Marine Fighter Training Squadron
VMFTAW - Marine All-Weather Fighter Training Squadron
VMIT - Marine Instrument Training Squadron
VMJ - Marine Photographic Squadron
VMO - Marine Observation Squadron
VMR - Marine Transport Squadron
VP - Patrol Squadron
VQ - Electronic Counter Measures Squadron
VR - Transport Squadron
VS - Anti-Submarine Squadron
VU - Utility Squadron
VW - Air Early Warning Squadron
VX - Air Operational Development Squadron

ZP - Airship Patrol Squadron
ZTG - Airship Training Group
ZW - Barrier Squadron (Contiguous)
ZX - Airship Operational Development Squadron

NOTE: For information as to abbreviations used to designate class, subclass and version of aircraft, see page 68.

[redacted]

[redacted]

DECLASSIFIED

TABLE 1

PROGRAM OPERATING ALLOWANCES

Table 2 reflects planned aircraft model assignments to meet the allowances shown in Table 1. In instances where the Naval Aircraft Inventory contains insufficient aircraft of the types shown i Table 1, Table 2 will indicate substituted models. The primary operating status code included in Table 1 reflects the primary reason or intent for the operating units having an authorized operating allowance therefore. Where inconsistencies appear between the status codes listed in Table 1 and Table 2, differences will be resolved in favor of those listed in Table 1. Revisions the authorized allowances listed in Table 1 will be indicated by an appropriate symbol for subsequent periods; however, because of budgetary considerations such revision will normally not appe at intervals of less than four months.

UNIT	LOCATION	CLASS	PRIMARY OPTG. STATUS	OPERATING ALLOWANCES 31 MAR 1961	30 JUN 1961	30 SEP 1961	31 DEC 1961
FLEET COMBAT UNITS							
USN							
AIR FORCE ATLANTIC FLEET							
CARRIER AIR GROUPS							
CVG 1							
VF 14	CECIL FIELD	VF AW JET	A1	14	14	14	14
VF 11	CECIL FIELD	VF AW JET	A1	14	14	14	14
VA 15	JACKSONVILLE	VA LL	A1	12	12	12	12
VA 46	CECIL FIELD	VA DAY JET	A1	12	12	12	12
VA 172	CECIL FIELD	VA DAY JET	A1	12	12	12	12
VAH 11	SANFORD	VA H JET	A1	12	12	12	12
CVG 3							
VF 31	ABD SARATOGA	VF AW JET	A1	14	14	14	14
VF 32	ABD SARATOGA	VF AW JET	A1	14	14	14	14
VA 34	ABD SARATOGA	VA DAY JET	A1	12	12	12	12
VA 35	ABD SARATOGA	VA LL	A1	12	12	12	12
VA 36	ABD SARATOGA	VA DAY JET	A1	12	12	12	12
VAH 9	ABD SARATOGA	VA H JET	A1	12	12	12	12
RCVG 4							
RCVG 4		VT JET	A4	4	4	4	4
VA 43	OCEANA	VA DAY JET	A1	20	20	20	20
		VT JET	A4	17	17	17	17
VF 101	KEY WEST	VF AW JET	A1	28	42	42	36
		VT JET	A4	12	12	12	12
VF 174	CECIL FIELD	VF AW JET	A1	22	22	22	22
VA 42	OCEANA	VA LL	A1	11	11	11	8
		VT SE	A4	4	4	4	4
VA 44	JACKSONVILLE	VA DAY JET	A1	20	20	20	20
		VA LL	A1	12	12	12	12
		VT JET	A4	19	19	19	19
		VT SE	A4	4	4	4	4
VAH 3	SANFORD	VA HT JET	A4	4	4	4	4
		VA H JET	A1	15	23	14	10
		VR M	A4	1	1	1	1
		VT JET	A4	2	2	2	2
CVG 6							
VF 33	ABD INTREPID	VF AW JET	A1	14	14	14	14
VF 74	ABD INTREPID	VF AW JET	A1	14	14	14	14
VA 65	ABD INTREPID	VA LL	A1	12	12	12	12
VA 66	ABD INTREPID	VA DAY JET	A1	12	12	12	12
VA 76	ABD INTREPID	VA DAY JET	A1	12	12	12	12
VAH 13	SANFORD	VA H JET	A1	12	12	12	12
CVG 7							
VF 41	ABD INDEPEND	VF AW JET	A1	14	14	14	14
VF 84	ABD INDEPEND	VF AW JET	A1	14	14	14	14
VA 75	ABD INDEPEND	VA LL	A1	12	12	12	12
VA 86	ABD INDEPEND	VA DAY JET	A1	12	12	12	12
VA 72	ABD INDEPEND	VA DAY JET	A1	12	12	12	12
VAH 1	ABD INDEPEND	VA H JET	A1	12	12	12	12
CVG 8							
VF 102	OCEANA	VF AW JET	A1	14	14	14	14
VA 81	OCEANA	VA DAY JET	A1	12	12	12	12
VF 103	OCEANA	VF AW JET	A1	14	14	14	14
VA 83	OCEANA	VA DAY JET	A1	12	12	12	12
VA 85	OCEANA	VA LL	A1	12	12	12	12
VAH 5	SANFORD	VA H JET	A1	12	12	12	12
CVG 10							
VA 12	CECIL FIELD	VA DAY JET	A1	12	12	12	12
VF 13	CECIL FIELD	VF AW JET	A1	14	14	14	14
VF 62	CECIL FIELD	VF AW JET	A1	14	14	14	14
VA 106	CECIL FIELD	VA DAY JET	A1	12	12	12	12
VA 176	JACKSONVILLE	VA LL	A1	12	12	12	12
VAH 7	SANFORD	VA H JET	A1	12	12	12	12
CVG 16							
VA 163	CECIL FIELD	VA DAY JET	A1	12	12	12	
VA 164	CECIL FIELD	[illegible] DAY JET	A1	12	12	12	
VA 165	JACKSONVILL	[illegible]	A1	12	12	12	
VF 161	CECIL FIELD		A1	14	14	14	
VF 162	CECIL FIELD		A1	14	14	14	
SPECIAL SQDNS							
PHOTOGRAPHIC SQDNS							
VFP 62	CECIL FIELD	[illegible]		27	27	27	24
VAP 62	JACKSONVILLE	[illegible]		12	12	12	12
AIR EARLY WARNING SQDNS							
VAW 12	QUONSET PNT	VA W		47	47	47	44
VAW 33	QUONSET PNT	VA AW		14	14	14	14
FLEET AIR [illegible] CONNAISSANCE SQDNS							
VQ 2	ROTA	VA Q JET	A1	9	9	9	9
		VW Q	A1	3	3	3	3

UNIT	LOCATION	CLASS	PRIMARY OPTG. STATUS	OPERATING ALLOWANCES 31 MAR 1961	30 JUN 1961	30 SEP 1961	31 DEC 1961
CARRIER ANTI SUBMARINE GROUPS							
CVSG 60	QUONSET PNT						
VS 34	QUONSET PNT	VS	A1	10	10	10	10
VS 39	QUONSET PNT	VS	A1	10	10	10	10
HS 9	QUONSET PNT	HS	A1	16	16	16	16
CVSG 54	QUONSET PNT						
VS 22	ABD CHMPLAIN	VS	A1	10	10	10	10
VS 32	ABD CHMPLAIN	VS	A1	10	10	10	10
HS 5	ABD CHMPLAIN	HS	A1	16	16	16	16
CVSG 56	NORFOLK						
VS 24	NORFOLK	VS	A1	10	10	10	10
VS 27	NORFOLK	VS	A1	10	10	10	10
HS 3	NORFOLK	HS	A1	16	16	16	16
CVSG 52	QUONSET PNT						
VS 28	QUONSET PNT	VS	A1	10	10	10	10
VS 31	QUONSET PNT	VS	A1	10	10	10	10
HS 11	QUONSET PNT	HS	A1	16	16	16	16
CVSG 58	NORFOLK						
VS 26	NORFOLK	VS	A1	10	10	10	10
VS 36	NORFOLK	VS	A1	10	10	10	10
HS 7	NORFOLK	HS	A1	16	16	16	16
RCVSG 50	KEY WEST						
VS 30	KEY WEST	VS	A1	11	11	11	11
HS 1	KEY WEST	HS	A1	9	9	9	9
PATROL SQDNS LAND PLANE							
VP 5	JACKSONVILLE	VP L	A1	11	11	11	11
VP 7	BRUNSWICK	VP L	A1	11	11	11	11
VP 8	NORFOLK	VP L	A1	11	11	11	11
VP 10	BRUNSWICK	VP L	A1	11	11	11	11
VP 11	ROTA	VP L	A1	11	11	11	11
VP 16	SIGONELLA	VP L	A1	11	11	11	11
VP 18	JACKSONVILLE	VP L	A1	11	11	11	11
VP 21	BRUNSWICK	VP L	A1	11	11	11	11
VP 23	BRUNSWICK	VP L	A1	11	11	11	11
VP 24	NORFOLK	VP L	A1	11	11	11	11
VP 26	BRUNSWICK	VP L	A1	11	11	11	11
VP 44	NORFOLK	VP L	A1		11	11	11
		VP S	A1	11			
VP 56	NORFOLK	VP L	A1		11	11	11
		VP S	A1	11			
PATROL SQDNS SEA PLANE							
VP 45	BERMUDA	VP S	A1	11	11	11	11
VP 49	BERMUDA	VP S	A1	11	11	11	11
REPLACEMENT PATROL SQUADRON							
VP 30	JACKSONVILLE	VP L	A1	11	11	11	11
VP 30 DET A	NORFOLK	VP S	A1	4	4	4	4
LIGHTER THAN AIR SQUADRONS							
ZP 3	LAKEHURST	ZP	A1	4	4	4	4
ZW 1	LAKEHURST	ZW	A1	4	4	4	
ZP 1		ZW	A1				4
FLEET AIR EARLY WARNING SQDNS							
VW 2	PTXNT RIVER	VW	A1	6	6		
VW 4	ROOSEVLT RDS	VW	A1	6	6	6	6
BARRIER SQDNS DISTANT WARNING							
VW 11	ARGENTIA	VW	A1	12	12	12	6
VW 13	PTXNT RIVER	VW	A1	6	6	6	6
VW 15	PTXNT RIVER	VW	A1	~~6~~	6	6	6
BARR TRA UNIT	PTXNT RIVER	VR H	A5	4	4	4	4
HELICOPTER UTILITY SQDNS							
HU 2	LAKEHURST	HU	A1	33	33	33	33
HU 4	LAKEHURST	HU	A1	27	27	27	27
FLEET TACTICAL SUPPORT SQDNS							
VR 1	PTXNT RIVER	VR H	A2	7	7	7	7
		VR M	A2	8	8	8	8
VR 24	PORT LYAUTEY	VR M	A2	6	6	6	6
		VR H	A2	4	4	4	4
		VR C	A2	8	8	8	8
VRC 40	NORFOLK	VR C	A2	10	10	10	10
USMC							
MARINE HEADQUARTERS SQDNS							
MARS MWSG 27	CHERRY POINT	VA DAY	A2	2	2	2	
		VR H	A2	2	2	2	2
		VR M	A2	3	3	3	3
		VT JET	A6	4	4	4	4

[redacted]

CONFIDENTIAL

DECLASSIFIED

TABLE 1

PROGRAM OPERATING ALLOWANCES

UNIT	LOCATION	CLASS	PRIMARY OPTG. STATUS	OPERATING ALLOWANCES 31 MAR 1961	30 JUN 1961	30 SEP 1961	31 DEC 1961
H&MS 14	CHERRY POINT	VR M	A2	1	1	1	1
		VT JET	A2	2	2	2	2
H&MS 24	CHERRY POINT	VR M	A2	1	1	1	1
		VT JET	A2	3	3	3	3
H&MS 26	NEW RIV JAX	VR M	A2	1	1	1	1
H&MS 32	CHERRY POINT	VR M	A2	1	1	1	1
		VT JET	A2	3	3	3	3
MARINE FIGHTER SQDNS							
VMF 122	BEAUFORT	VF DAY JET	A1	20	20	20	20
VMF 235	BEAUFORT	VF DAY JET	A1	20	20	20	20
VMF 251	BEAUFORT	VF DAY JET	A1	20	20	20	20
VMF 333	GTMO BAY	VF DAY JET	A1	20	20	20	20
MARINE FIGHTER ALL WEATHER SQDNS							
VMFAW 114	CHERRY POINT	VF AW JET	A1	20	20	20	20
VMFAW 531	CHERRY POINT	VF AW JET	A1	20	20		
VMFAW 115	CHERRY POINT	VF AW JET	A1			20	20
MARINE ATTACK SQDNS							
VMA 224	ABD INDEPEND	VA DAY JET	A1	20	20	20	20
VMA 225	CHERRY POINT	VA DAY JET	A1	20	20	20	20
VMA 242	CHERRY POINT	VA DAY JET	A1	20	20	20	
VMA 324	CHERRY POINT	VA DAY JET	A1				20
VMA 331	BEAUFORT	VA DAY JET	A1	20	20	20	20
VMA 332	CHERRY POINT	VA DAY JET	A1	20	20	20	
VMA 533	CHERRY POINT	VA DAY JET	A1	20	20	20	20
MARINE COMPOSITE PHOTOGRAPHIC SQDNS							
VMCJ 2	CHERRY POINT	VF P JET	A1	9	9	9	9
		VF Q JET	A1	6	6	6	6
MARINE TRANSPORT SQDNS							
VMR 252	CHERRY POINT	VR M	A2	20	20	20	
VMR 353	CHERRY POINT	VR M	A2	9	9	9	9
MIRS 2	CHERRY POINT	VR M	A2				2
		VG	A2				10
MARINE HELICOPTER TRANSPORT SQDNS							
HMRL 162	ABD BOXER	HR L	A1			24	24
HMRL 264	NEW RIV JAX	HR L	A1	20	20	20	20
HMRL 261	NEW RIV JAX	HR L	A1	24	24		
HMRL 262	NEW RIV JAX	HR L	A1	20	20	20	20
HMRL 263	NEW RIV JAX	HR L	A1	20	20	20	24
HMRM 461	ABD CHMPLAIN	HR M	A1	14	14	14	14
MARINE OBSERVATION SQDNS							
VMO 1	NEW RIV JAX	VO	A1	9	9	9	8
		HO	A1	9	9	9	9
DIRECT FLEET SUPPORT UNITS							
OPERATIONAL DEVELOPMENT SQDNS							
VX 1	KEY WEST	VS	A9	4	4	4	4
		VP L	A9	3	3	3	3
		VP S	A9	1	1	1	1
		VT ME	A6	1	1	1	1
		HS	A9	3	3	3	3
VX 6	QUONSET PNT	VP L	A8	3	3	3	3
		VR H	A8	5	5	5	5
		VR M	A8	3	3	3	3
		VU SAR	A8	5	5	5	5
		HU	A8	4	4	4	4
FLEET AIRCRAFT SERVICE SQDNS							
FLEET UTILITY AND DRONE CONTROL SQDNS							
VU 2	OCEANA	VF DAY JET	A8	10	10	10	10
		VU TOW	A8	3	3	3	3
VU 4	OCEANA	VF DAY JET	A8	10	10	10	10
		VU TOW	A8	3	3	3	3
VU 8	ROOSEVLT RDS	VF D JET	A1	7	7	7	7
		VP LD	A2	2	2	2	2
		VT D	A2	2	2	2	2
		HU	A2	1	1	1	1
VU 10	GTMO BAY	VF DAY JET	A8	7	7	7	7
		VU TOW	A8	5	5	5	5
FLEET BASES OVERSEAS							
NAVSTA	ARGENTIA	VR H	A2	2	2	2	2
		VU SAR	A2	1	1	1	1
		VT ME	A6	1	1	1	1
		HU	A2	2	2	2	2
NAVSTA	BERMUDA	VU SAR	A2	1	1	1	1
NAF	NAPLES	VA DAY	A2	4	4	4	4
		VR H	A2	1	1	1	1
		VR M	A2	3	3	3	3
		VT ME	A6	7	7	5	5
		HU	A2	1	1	1	1
NAF	SIGONELLA	VR M	A2	1	1	1	1
		VU SAR	A2	1	1	1	1
		VT ME	A6	1	1	1	1
NAF	LAJES	VU SAR	A2	1	1	1	1
NAF	KEFLAVIK	VR H	A2	1	1	1	1
HDQTRS CMEF	DHAHRAN AFB	VR H	A2	1	1	1	1
NAS	PORT LYAUTEY	VR M	A2	1	1	1	1
		VU SAR	A2	1	1	1	1
		VT ME	A6	2	2	2	2
		HU	A2	1	1	1	1
NAVSTA	ROTA	VR M	A2	2	2	2	2
		VT ME	A6	3	3	3	3
		HU	A2	1	1	1	1
NAF W MALLING	KENT	VR M	A2	4	4	4	4
		VT ME	A6	3	3	3	3
TENTH NAVAL DISTRICT							
NAVSTA	TRINIDAD	VU SAR	A2	1	1	1	1
NAS GTMO BAY	GTMO BAY	VR M	A8	1	1	1	1
		VU SAR	A2	2	2	2	2
		VT ME	A6	1	1	1	1
		VT SE	A8	1	1	1	1
		HU	A2	2	2	2	2
NAVSTA	ROOSEVLT RDS	VR M	A2	2	2	2	2
		VU SAR	A2	2	2	2	2
		VT ME	A6	1	1	1	1
		HU	A2	1	1	1	1
FIFTEENTH NAVAL DISTRICT							
COM FIFTEEN	PANAMA	VR M	A8	1	1	1	1
CV AND AV UTILITY AIRCRAFT							
CVS 9 ESSEX	NORFOLK	VR C	A2	1	1	1	1
CVA 11 INTREPD	QUONSET PNT	VR C	A2	1	1	1	1
CVS15 RANDOLPH	NORFOLK	VR C	A2	1	1	1	1
CVS 36 ANTETAM	NEW YORK	VR C	A2	1	1	1	1
CVS 39 CHMPLAN	MAYPORT	VR C	A2	1	1	1	1
CVA 38 SHANGRL	MAYPORT	VR C	A2	1	1	1	1
CVA 42 FDR	MAYPORT	VR C	A2	1	1	1	1
CVA 59 FORSTAL	NORFOLK	VR C	A2	1	1	1	1
CVA 60 SARATOG	NEW YORK	VR C	A2	1	1	1	1
CVS 45 VALYFRG	NORFOLK	VR C	A2	1	1		
CVA 16LEXINGTN		VR C	A2				1
CVS 18 WASP	NORFOLK	VR C	A2	1	1	1	1
CVA 19 HANCOCK		VR C	A2				1
CVA 62 INDPEND	NORFOLK	VR C	A2	1	1	1	1
CVA 63 KITTYHW	CAMDEN	VR C	A2	1	1	1	
CVA 64 CONSTEL	NEW YORK	VR C	A2	1	1	1	
CVA 65 ENTERPR	NORFOLK	VR C	A2		1	1	1
MARINE AIR FMF & FORCE AVIATION HDQTR SQDNS							
HS FMFLNT	NORFOLK	VR H	A2	1	1	1	1
		VR M	A2	1	1	1	1
		VT JET	A6	2	2	2	2
		VT ME	A6	2	2	2	2
MARINE FLEET TRAINING SQDNS							
VMT 1	CHERRY POINT	VT JET	A4	20	20	20	20
INDIRECT FLEET SUPPORT UNITS							
NAVAL ATTACHES AND MISSIONS LANT							
ATT ATHENS	GREECE	VU SAR	A8	1	1	1	1
ATT CAIRO	EGYPT	VR M	A8	1	1	1	1
ATT MEXICO CTY	MEXICO	VR M	A8	1	1	1	1
ATT NEW DELHI	INDIA	VR M	A8	1	1	1	1
ATT OSLO	NORWAY	VU SAR	A8	1	1	1	1
ATT CAPETOWN	SO AFRICA	VR M	A8	1	1	1	1
ATT TEHRAN	IRAN	VR M	A8	1	1	1	1
MISSION ANKARA	TURKEY	VR M	A8	1	1	1	1
MISSION BOGOTA	COLOMBIA	VR M	A8	1	1	1	1
MISSION PTAUPR	HAITI	HU	A8	1	1	1	1
MISSION LIMA	PERU	VR M	A8	1	1	1	1
MISSION QUITO	ECUADOR	VR M	A8	1	1	1	1
MISSION RIO DJ	BRAZIL	VR M	A8	1	1	1	1
MISSION VLPRSO	CHILE	VR M	A8	1	1	1	1
MISSION CARACA	VENZUELA	VT ME	A8	1	1	1	1
NAV ADV GROUP	BUENOS AIRES	VR M	A8	1	1	1	1
				16	16	16	16
FLEET COMBAT UNITS							
USN							
AIR FORCE PACIFIC FLEET							
CARRIER AIR GROUPS							
CVG 2							
VA 23	ALAMEDA	VA DAY JET	A1	12	12	12	12
VF 24	ALAMEDA	VF AW JET	A1	14	14	14	14
VA 22	ALAMEDA	VA DAY JET	A1	12	12	12	12
VF 21	ALAMEDA	VF AW JET	A1	14	14	14	14
VA 25	ALAMEDA	VA LL	A1	12	12	12	12
VAH 8	WHDBY ISLAND	VA H JET	A1	12	12	12	12

CONFIDENTIAL

[redacted]

DECLASSIFIED

TABLE 1

PROGRAM OPERATING ALLOWANCES

UNIT	LOCATION	CLASS	PRIMARY OPTG. STATUS	OPERATING ALLOWANCES 31 MAR 1961	30 JUN 1961	30 SEP 1961	31 DEC 1961
CVG 5							
VF 51	MIRAMAR	VF AW JET	A1	14	14	14	14
VA 52	MIRAMAR	VA LL	A1	12	12	12	12
VF 53	MIRAMAR	VF AW JET	A1	14	14	14	14
VA 55	MIRAMAR	VA DAY JET	A1	12	12	12	12
VA 56	MIRAMAR	VA DAY JET	A1	12	12	12	12
VAH 4 N	WHDBY ISLAND	VA H JET	A1	3	3	3	3
CVG 9							
VF 91	ALAMEDA	VF AW JET	A1	14	14	14	14
VF 92	ALAMEDA	VF AW JET	A1	14	14	14	14
VA 93	ALAMEDA	VA DAY JET	A1	12	12	12	12
VA 94	ALAMEDA	VA DAY JET	A1	12	12	12	12
VA 95	ALAMEDA	VA LL	A1	12	12	12	12
VAH 6	WHDBY ISLAND	VA H JET	A1	12	12	12	12
CVG 11							
VF 111	ABD HANCOCK	VF AW JET	A1	14	14	14	14
VA 112	ABD HANCOCK	VA DAY JET	A1	12	12	12	12
VA 113	ABD HANCOCK	VA DAY JET	A1	12	12	12	12
VF 114	ABD HANCOCK	VF AW JET	A1	14	14	14	14
VA 115	ABD HANCOCK	VA LL	A1	12	12	12	12
VAH 4 C	WHDBY ISLAND	VA H JET	A1	6	6	6	6
RCVG 12							
RCVG 12		VT JET	A4	4	4	4	4
VF 121	MIRAMAR	VF AW JET	A1	44	44	37	36
		VT JET	A4	12	12	12	12
VA 122	NORTH ISLAND	VA LL	A1	22	22	22	22
		VT SE	A4	8	8	8	8
VF 124	MOFFETT FLD	VF AW JET	A1	39	39	38	39
		VT JET	A4	22	22	22	22
VA 125	MOFFETT FLD	VA DAY JET	A1	32	32	32	32
		VA LL	A1	4	4	4	4
VA 126	MIRAMAR	VA DAY JET	A1	28	34	28	28
		VT JET	A4	19	19	19	19
VAH 123	WHDBY ISLAND	VA HT JET	A4	4	4	3	3
		VA H JET	A1	10	10	14	12
		VR M	A4	1	1	1	1
		VT JET	A4	5	5	5	5
CVG 14							
VF 141	MIRAMAR	VF AW JET	A1	14	14	14	14
VF 142	MIRAMAR	VF AW JET	A1	14	14	14	14
VA 144	MIRAMAR	VA DAY JET	A1	12	12	12	12
VA 145	MIRAMAR	VA LL	A1	12	12	12	12
VA 146	MIRAMAR	VA DAY JET	A1	12	12	12	12
VAH 4 F	WHDBY ISLAND	VAH JET	A1	6	6	6	6
CVG 15							
VF 151	ABD CORALSEA	VF AW JET	A1	14	14	14	14
VA 152	ABD CORALSEA	VA LL	A1	12	12	12	12
VA 153	ABD CORALSEA	VA DAY JET	A1	12	12	12	12
VF 154	ABD CORALSEA	VF AW JET	A1	14	14	14	14
VA 155	ABD CORALSEA	VA DAY JET	A1	12	12	12	12
VAH 2	ABD CORALSEA	VA H JET	A1	9	9	9	9
CVG 19							
VF 191	MOFFETT FLD	VF AW JET	A1	14	14	14	14
VA 192	MOFFETT FLD	VA DAY JET	A1	12	12	12	12
VF 193	MOFFETT FLD	VF AW JET	A1	14	14	14	14
VA 195	MOFFETT FLD	VA DAY JET	A1	12	12	12	12
VA 196	MOFFETT FLD	VA LL	A1	12	12	12	12
CVG 21							
VF 211	ABD LEXINGTN	VF AW JET	A1	14	14	14	14
VA 212	ABD LEXINGTN	VA DAY JET	A1	12	12	12	12
VF 213	ABD LEXINGTN	VF AW JET	A1	14	14	14	14
VA 215	ABD LEXINGTN	VA LL	A1	12	12	12	12
VA 216	ABD LEXINGTN	VA DAY JET	A1	12	12	12	12
VAH 4 L	CUBI PT	VA H JET	A1	3	3	3	3
SPECIAL SQDNS							
PHOTOGRAPHIC SQDNS							
COMPOSITE PHOTOGRAPHIC SQDNS							
VCP 61	AGANA	VF P JET	A1	12	12	12	12
		VA P JET	A1	6	6	6	6
		VT JET	A4	1	1	1	1
VCP 63	MIRAMAR	VF P JET	A1	20	20	20	20
		VA P JET	A1	6	6	6	6
		VT JET	A4	1	1	1	1
AIR EARLY WARNING SQDNS							
VAW 11	NORTH ISLAND	VA AW	A1	10	10	10	10
		VA W	A1	32	32	32	32
VAW 13	AGANA	VA AW	A1	8	8	8	8
		VA W	A1	16	16	16	16
INTERCEPTOR SQDN							
VFAW 3	NORTH ISLAND	VF AW JET	A1	25	25	25	25

UNIT	LOCATION	CLASS	PRIMARY OPTG. STATUS	OPERATING ALLOWANCES 31 MAR 1961	30 JUN 1961	30 SEP 1961	31 DEC 1961
FLEET AIR RECONNAISSANCE SQDNS							
VQ 1	ATSUGI	VA Q JET	A1	9	9	9	9
		VW Q	A1	3	3	3	3
		VT JET	A4	1	1	1	1
CARRIER ANTI SUBMARINE GROUPS							
CVSG 53	NORTH ISLAND						
VS 21	NORTH ISLAND	VS	A1	10	10	10	10
VS 25	NORTH ISLAND	VS	A1	10	10	10	10
HS 6	NORTH ISLAND	HS	A1	16	16	16	16
CVSG 59	NORTH ISLAND						
VS 33	ABD BENINGTN	VS	A1	10	10	10	10
VS 38	ABD BENINGTN	VS	A1	10	10	10	10
HS 8	ABD BENINGTN	HS	A1	16	16	16	16
CVSG 55	LOS ALAMITOS						
VS 23	LOS ALAMITOS	VS	A1	10	10	10	10
VS 25	LOS ALAMITOS	VS	A1	10	10	10	10
HS 4	LOS ALAMITOS	HS	A1	16	16	16	16
CVSG 57	LOS ALAMITOS						
VS 35	LOS ALAMITOS	VS	A1	10	10	10	10
VS 37	LOS ALAMITOS	VS	A1	10	10	10	10
HS 2	LOS ALAMITOS	HS	A1	16	16	16	16
RCVSG 51	NORTH ISLAND						
VS 41	NORTH ISLAND	VS	A1	9	9	9	9
HS 10	REAM FIELD	HS	A1	7	7	7	7
PATROL SQDNS LAND PLANE							
VP 1	KODIAK	VP L	A1	11	11	11	11
VP 2	WHDBY ISLAND	VP L	A1	11	11	11	11
VP 4	NAHA	VP L	A1	11	11	11	11
VP 6	BARBERS PNT	VP L	A1	11	11	11	11
VP 9	ALAMEDA	VP L	A1	11	11	11	11
VP 17	WHDBY ISLAND	VP L	A1	11	11	11	11
VP 19	ALAMEDA	VP L	A1	11	11	11	11
VP 22	IWAKUNI	VP L	A1	11	11	11	11
VP 28	BARBERS PNT	VP L	A1	11	11	11	11
VP 46	NORTH ISLAND	VP L	A1		11	11	11
		VP S	A1	11			
PATROL SQDNS SEA PLANE							
VP 40	SANGLEY PNT	VP S	A1	11	11	11	11
VP 42	NORTH ISLAND	VP S	A1	11	11	11	11
VP 47	WHDBY ISLAND	VP S	A1	11	11	11	11
VP 48	NORTH ISLAND	VP S	A1	11	11	11	11
VP 50	IWAKUNI	VP S	A1	11	11	11	11
REPLACEMENT PATROL SQUADRON							
VP 31	NORTH ISLAND	VP L	A1	9	9	9	9
		VP S	A1	6	6	6	6
FLEET AIR EARLY WARNING SQDNS							
VW 1	AGANA	VW	A1	12	9	9	6
BARRIER SQUADRONS DISTANT WARNING							
AEWBARRONPAC	BARBERS PNT	VW	A1	25	25	25	25
		VR H	A5	5	5	5	5
HELICOPTER UTILITY SQDNS							
HU 1	REAM FIELD	HU	A2	49	49	49	49
FLEET TACTICAL SUPPORT SQDNS							
VR 21	BARBERS PNT	VR H	A2	17	17	17	17
		VR M	A2	4	4	4	4
		VR C	A2	10	10	10	10
USMC							
MARINE HEADQUARTERS SQDNS							
MARS 27	IWAKUNI	VR H	A2	2	2	2	2
		VR M	A2	4	4	4	4
		VT JET	A4	4	4	4	4
		VT ME	A6	2	2	2	2
		HU	A2	2	2	2	2
HGMS 11	ATSUGI	VR M	A2	1	1	1	1
		VT JET	A4	2	2	2	2
HGMS 12	IWAKUNI	VR M	A2	1	1	1	1
		VT JET	A4	2	2	2	2
HGMS 13	KANEOHE	VR H	A2	1	1	1	1
		VT JET	A4	3	3	3	3
HGMS 15	EL TORO	VR M	A2	1	1	1	1
		VT JET	A4	3	3	3	3
HGMS 16	FUTEMA	VR M	A2	1	1	1	1
MARS 37	EL TORO	VR H	A2	1	1	1	1
		VR M	A2	3	3	3	3
		VT JET	A4	4	4	4	4

[redacted]

DECLASSIFIED

[redacted]

TABLE 1

PROGRAM OPERATING ALLOWANCES

UNIT	LOCATION	CLASS	PRIMARY OPTG. STATUS	OPERATING ALLOWANCES 31 MAR 1961	30 JUN 1961	30 SEP 1961	31 DEC 1961
HGMS 33	EL TORO	VR M	A2	1	1	1	1
		VT JET	A4	3	3	3	3
MARINE FIGHTER SQDNS							
VMF 232	KANEOHE	VF DAY JET	A1	20	20	20	20
VMF 312	ATSUGI	VF DAY JET	A1	20	20	20	20
VMF 323	EL TORO	VF DAY JET	A1	20	20	20	20
VMF 334	EL TORO	VF DAY JET	A1	20			
VMF 451	EL TORO	VF DAY JET	A1	20	20	20	20
MARINE ALL WEATHER FIGHTER SQDNS							
VMFAW 115	ATSUGI	VF AW JET	A1	20	20		
VMFAW 314	ATSUGI	VF AW JET	A1	20	20	20	20
VMFAW 334	EL TORO	VF AW JET	A1		20	20	20
VMFAW 513	EL TORO	VF AW JET	A1	20	20	20	20
VMFAW 531	ATSUGI	VF AW JET	A1			20	20
VMFAW 542	EL TORO	VF AW JET	A1	20	20	20	20
MARINE ATTACK SQDNS							
VMA 121	ABD CORALSEA	VA DAY JET	A1	20	20	20	20
VMA 211	EL TORO	VA DAY JET	A1	20	20	20	20
VMA 212	IWAKUNI	VA DAY JET	A1	20	20	20	20
VMA 214	KANEOHE	VA DAY JET	A1	20	20	20	20
VMA 223	EL TORO	VA DAY JET	A1	20	20	20	20
VMA 311	EL TORO	VA DAY JET	A1	20	20	20	20
VMA 324	ABD CORALSEA	VA DAY JET	A1	20	20	20	
VMA 322	IWAKUNI	VA DAY JET	A1				20
VMA 343	EL TORO	VA DAY JET	A1	20	20	20	
MARINE COMPOSITE PHOTOGRAPHIC SQDNS							
VMCJ 1	IWAKUNI	VF P JET	A1	6	6	6	6
		VF Q JET	A1	6	6	6	6
VMCJ 3	EL TORO	VF P JET	A1	12	12	12	12
		VF Q JET	A1	12	12	12	12
MARINE TRANSPORT SQDNS							
VMR 253	IWAKUNI	VR H	A2	8	8	8	8
		VR M	A2	8	8	8	8
MIRS 1	EL TORO	VR H	A2	8	7		
		VR M	A2	4			
		VG	A2	3	8	12	12
MARINE HELICOPTER TRANSPORT SQDNS							
HMRL 161	KANEOHE	HR L	A1	12	12	12	14
HMRL 364	SANTA ANA	HR L	A1	20	20	20	24
HMRL 162	FUTEMA	HR L	A1	24	24		
HMRL 163	CUBI PNT	HR L	A1	24	24	24	24
HMRL 261	FUTEMA	HR L	A1			24	24
HMRL 361	SANTA ANA	HR L	A1	24	24	24	24
HMRL 362	FUTEMA	HR L	A1	24	24	24	24
HMRL 363	EL TORO	HR L	A1	20	20	20	24
HMRM 462	SANTA ANA	HR M	A1	13	13	13	13
MARINE OBSERVATION SQDNS							
VMO 2	SUKIRON	VO	A1	10	9	9	8
		HO	A1	12	12	12	12
VMO 6	CAMP PENDLET	VO	A1	12	12	12	11
		HO	A1	15	15	15	15
DIRECT FLEET SUPPORT UNITS							
OPERATIONAL DEVELOPMENT SQDNS							
VX 4	POINT MUGU	VF AW JET	A9	8	8	6	6
		VA DAY JET	A9	2	2	2	2
		VT JET	A6	1	1	1	1
		VT ME	A6	1	1	1	1
VX 5	CHINA LAKE	VA DAY JET	A9	7	7	7	7
		VA H JET	A9	1	1	1	1
		VT JET	A6	1	1	1	1
		VT ME	A6	1	1	1	1
FLEET UTILITY AND DRONE CONTROL SQDNS							
VU 1	BARBERS PNT	VF DAY JET	A8	4	4	4	4
		VF D JET	A8	10	10	10	10
		VF KD JET	A8	3	3	3	3
		VA DAY	A8	4	4	4	4
		VU TOW	A8	2	2	2	2
		VT D JET	A8	3	3	3	3
		VT ME P	A8	1	1	1	1
		HU	A8	2	2	2	2
VU 3	BROWN FIELD	VF D JET	A8	4	4	4	4
		VP LD	A8	1	1	1	1
		VU TOW D	A8	3	3	3	3
VU 5	ATSUGI	VF DAY JET	A8	5	5	5	5
		VF D JET	A8	4	4	4	4
		VF KD JET	A8	2	2	2	2
		VA DAY	A8	4	4	4	4
		VP LD	A8	1	1	1	1
		VU TOW	A8	3	3	3	3
		VU TOW D	A8	1	1	1	1
		VT ME P	A8	2	2	2	2
		HU	A8	2	2	2	2
VU 7	BROWN FIELD	VF DAY JET	A8	18	18	18	18
		VR M	A8	1	1	1	1
		VU TOW	A8	10	10	10	10
		VT ME P	A8	2	2	2	2

UNIT	LOCATION	CLASS	PRIMARY OPTG. STATUS	OPERATING ALLOWANCES 31 MAR 1961	30 JUN 1961	30 SEP 1961	31 DEC 1961
FLEET BASES OVERSEAS							
NAS	AGANA	VR H	A2	1	1	1	1
		VU SAR	A2	3	3	3	3
		VT ME	A6	1	1	1	1
		HU	A2	2	2	2	2
NAS	ATSUGI	VR H	A2	1	1	1	1
		VT JET	A2	7	7	7	7
		VT ME	A6	6	6	6	6
		HU	A2	2	2	2	2
NAS CUBI PNT	CUBI PNT	VU SAR	A2	1	1	1	1
		VT JET	A2	2	2	2	2
		VT ME	A6	3	3	3	3
		HU	A2	2	2	2	2
NAF	NAHA	VU SAR	A2	2	2	2	2
		VT ME	A6	3	3	3	3
NAF	OPPAMA	VU SAR	A2	3	3	3	3
NAVSTA	SANGLEY PNT	VR H	A2	1	1	1	1
		VR M	A2	2	2	2	2
		VT ME	A6	1	1	1	1
		HU	A2	1	1	1	1
COMUSTDC	TAIWAN	VR M	A2	1	1	1	1
DET A 7TH FLT	TAIWAN	VR C	A2	1	1	1	1
COMNAVFORJAPAN	YOKOSUKA	VR M	A2	1	1	1	1
COMNAVFORKOREA	SEOUL	VT ME	A6	2	2	2	2
NAMD	IWAKUNI	VU SAR	A2	1	1	1	1
		VT ME	A6	2	2	2	2
FOURTEENTH NAVAL DISTRICT							
PMRFAC	KWAJALEIN	VU SAR	A2	5	5	5	5
NAS 14 NAVDST	BARBERS PNT	VR H	A2	1	1	1	1
		VR M	A2	1	1	1	1
		VT JET	A6	3	3	3	3
		VT ME	A6	8	8	8	8
		HU	A2	2	2	2	2
NAVSTA 14 ND	MIDWAY	VU SAR	A2	3	3	3	3
		HU	A2	1	1	1	1
SEVENTEENTH NAVAL DISTRICT							
NAVSTA 17 ND	ADAK	VU SAR	A2	2	2	2	2
NAVSTA 17 ND	KODIAK	VR H	A2	2	2	2	2
		VU SAR	A2	1	1	1	1
CV AND AV UTILITY AIRCRAFT							
CVA 61 RANGER	ALAMEDA	VR C	A2	1	1	1	1
CVA 31 RICHARD	ALAMEDA	VR C	A2	1	1	1	1
CVS 33 KERSRGE	LONG BEACH	VR C	A2	1	1	1	1
CVS 12 HORNET	BREMERTON	VR C	A2	1	1	1	1
CVS 20 BENNING	SAN DIEGO	VR C	A2	1	1	1	1
CVS 10 YORKTWN	BREMERTON	VR C	A2	1	1	1	1
CVA 14 TCNDRGA	ALAMEDA	VR C	A2	1	1	1	1
CVA 16 LEXIGTN	LOS ANGELES	VR C	A2	1	1	1	
CVA 19 HANCOCK	SAN DIEGO	VR C	A2	1	1	1	
CVA 34 ORISKNY	ALAMEDA	VR C	A2	1	1	1	1
CVA 41 MIDWAY	ALAMEDA	VR C	A2	1	1	1	1
CVA 43 CRL SEA	ALAMEDA	VR C	A2	1	1	1	1
CVA 63 KITTYHW		VR C	A2				1
CVA 64 CONSTEL		VR C	A2				1
MARINE AIR FMF & FORCE AVIATION HQTRS SQDN							
HHS AFMFPAC	EL TORO	VR H	A2	1	1	1	1
		VR M	A2	2	2	2	2
		VT JET	A6	2	2	2	2
		VT ME	A6	1	1	1	1
MARINE FLEET TRAINING SQDNS							
VMT 2	EL TORO	VT JET	A4	20	20	20	20
FLT BASES OVERSEAS USMC							
MCAS 14 ND	KANEOHE	VR M	A2	1	1	1	1
		VT JET	A6	2	2	2	2
		VT ME	A6	2	2	2	2
		HU	A2	2	2	2	2
MCAF FUTEMA	OKINAWA	VT ME	A6	2	2	2	2
INDIRECT FLEET SUPPORT UNITS							
NAVAL ATTACHES AND MISSIONS PAC							
ATT DJAKARTA	JAVA	VR M	A8	1	1	1	1
ATT CANBERRA	AUSTRALIA	VR M	A8	1	1	1	1
MAAG BANGKOK	THAILAND	VT ME	A8	1	1	1	1
MAAG SAIGON	VIETNAM	VR M	A8	1	1	1	1
NAVSECMAAG	TAIWAN	VR M	A8	1	1	1	1
				5	5	5	5

[redacted]

[redacted]

DECLASSIFIED

TABLE 1

PROGRAM OPERATING ALLOWANCES

UNIT	LOCATION	CLASS	PRIMARY OPTG. STATUS	OPERATING ALLOWANCES 31 MAR 1961	30 JUN 1961	30 SEP 1961	31 DEC 1961
NAVAL AIR BASES							
PAC MISSLE RNG	POINT MUGU	VF P JET	A9	1	1	1	1
		VF D JET	A9	10	10	10	10
		VA Q	A9	2	2	2	2
		VS	A9	4	4	4	4
		VP LD	A9	1	1	1	1
		VW	A9	4	4	4	4
		VR H	A9	4	4	4	4
		VR M	A9	1	1	1	1
		VT D JET	A9	2	2	2	2
		VT KD JET	A9	1	1	1	1
		VT ME P	A8	1	1	1	1
		VT D	A9	3	3	3	2
		HU	A8	7	7	7	7
FIRST NAVAL DISTRICT							
NAS 1 NAV DST	QUONSET PNT	VR M	A8	2	2	2	2
		VU SAR	A8	1	1	1	1
		VT JET	A6	6	6	6	6
		VT ME	A6	14	14	14	14
		VT ME P	A8	1	1	1	1
		HU	A8	3	3	3	3
NAS 1 NAV DST	BRUNSWICK	VP L	A9	1	1	1	1
		VR M	A8	1	1	1	1
		VU SAR	A8	1	1	1	1
		VT ME	A6	1	1	1	1
		HU	A8	1	1	1	1
NADU	SO WEYMOUTH	VR M	A8	1	1	1	1
		VT ME	A6	1	1	1	1
THIRD NAVAL DISTRICT							
NIDS	PORT WASHNGT	VT ME	A6	1	1	1	1
FOURTH NAVAL DISTRICT							
NAS 4 NAV DST	JOHNSVILLE	VR M	A8	1	1	1	1
		VU L	A8	1	1	1	1
		VT ME	A6	5	5	5	5
NAS 4 NAV DST	LAKEHURST	VR M	A8	1	1	1	1
		VT ME	A6	6	6	6	6
FIFTH NAVAL DISTRICT							
NAS 5 NAV DST	NORFOLK	VS	A8	2	2	2	2
		VR H	A8	1	1	1	1
		VR M	A8	8	8	8	8
		VR C	A2	1	1	1	1
		VU SAR	A8	1	1	1	1
		VU L	A8	2	2	2	2
		VT ME	A6	20	20	20	20
		VT ME P	A8	1	1	1	1
		VT SE	A6	8	8	8	8
NAS 5 NAV DST	OCEANA	VR M	A8	2	2	2	2
		VT JET	A6	8	8	8	8
		VT ME	A6	3	3	3	3
		HU	A8	2	2	2	2
SIXTH NAVAL DISTRICT							
NAS 6 NAV DST	JACKSONVILLE	VR M	A8	4	4	4	4
		VU SAR	A8	1	1	1	1
		VU L	A8	2	2	2	2
		VT JET	A6	5	5	5	5
		VT ME	A6	4	4	4	4
		HU	A8	2	2	2	2
NAS 6 NAV DST	KEY WEST	VR M	A8	1	1	1	1
		VU SAR	A8	1	1	1	1
		VT JET	A6	1	1	1	1
		VT ME	A6	1	1	1	1
		HU	A8	1	1	1	1
NAVSTA	MAYPORT	VT JET	A6	1	1	1	1
		VT ME	A6	1	1	1	1
		HU	A8	1	1	1	1
NAS 6 NAV DST	SANFORD	VR M	A8	2	2	2	2
		VT JET	A6	2	2	2	2
		VT ME	A6	2	2	2	2
		HU	A8	1	1	1	1
NAS 6 NAV DST	CECIL FIELD	VR M	A8	1	1	1	1
		VT JET	A6	3	3	3	3
		VT ME	A6	2	2	2	2
		VT SE	A6	2	2	2	2
		HU	A8	1	1	1	1
EIGHTH NAVAL DISTRICT							
NASWF	KIRTLAND AFB	VR M	A8	1	1	1	1
NINTH NAVAL DISTRICT							
COMMAVCOMAD	COLORADO SPR	VR M	A8	1	1	1	1
		VT JET	A6	1	1	1	1
NAVCRUIT STA	DENVER	VT ME	A6	2	2	2	2
ELEVENTH NAVAL DISTRICT							
NAF 11 NAV DST	CHINA LAKE	VR M	A8	2	2	2	2
		HU	A8	1	1	1	1
NAS 11 NAV DST	NORTH ISLAND	VR M	A8	4	4	4	4
		VU L	A8	2	2	2	2
		VT JET	A6	8	8	8	8
		VT ME	A6	10	10	10	10
		VT SE	A6	6	6	6	6
NAF 11 NAV DST	LITCHFLD PRK	VR M	A8	1	1	1	1
		VT ME	A6	1	1	1	1
NAS 11 NAV DST	MIRAMAR	VR M	A8	2	2	2	2
		VR C	A2	2	2	2	2
		VT JET	A6	6	6	6	6
		VT ME	A6	2	2	2	2
		HU	A8	1	1	1	1
NAS 11 NAV DST	POINT MUGU	VT JET	A6	3	3	3	3
		VT ME	A6	5	5	5	5
		HU	A8	2	2	2	2
NMF	PNT ARGUELLO	VT JET	A6	1	1	1	1
		VT ME	A6	1	1	1	1
NAAS 11 NAVDST	BROWN FIELD	VT ME	A6	1	1	1	1
NAAS 11 NAVDST	REAM FIELD	VT ME	A6	1	1	1	1
TWELFTH NAVAL DISTRICT							
NAS 12 NAV DST	ALAMEDA	VR H	A8	1	1	1	1
		VR M	A8	3	3	3	3
		VR C	A2	4	4	4	4
		VU SAR	A8	1	1	1	1
		VU L	A8	2	2	2	2
		VT JET	A6	7	7	7	7
		VT ME	A6	5	5	5	5
		VT ME P	A8	1	1	1	1
		HU	A8	1	1	1	1
NAAS 12 NAVDST	FALLON	VR M	A8	1	1	1	1
		VT JET	A6	2	2	2	2
		HU	A8	2	2	2	2
NAS 12 NAV DST	MOFFETT FLD	VR C	A2	1	1	1	1
		VT JET	A6	2	2	2	2
		VT ME	A6	5	5	5	5
		HU	A8	2	2	2	2
NAF 12 NAVDST	MONTEREY	VT JET	A6	6	6	6	6
		VT ME	A6	25	25	25	25
		VT SE	A6	11	11	11	11
		HU	A8	1	1	1	1
THIRTEENTH NAVAL DISTRICT							
NAS 13 NAV DST	WHIDBY ISLAND	VR H	A2	1	1	1	1
		VR M	A8	3	3	3	3
		VR C	A2	1	1	1	1
		VU SAR	A8	1	1	1	1
		VT JET	A6	2	2	2	2
		VT ME	A6	2	2	2	2
		VT ME P	A8	1	1	1	1
		HU	A8	2	2	2	2
POTOMAC RIVER NAVAL COMMAND							
NAS ANACOSTIA	ANACOSTIA	VR H	A8	2	2	2	2
		VR M	A8	6	6	6	6
		VU L	A8	4	4	4	4
		VT JET	A6	15	15	15	15
		VT ME	A6	44	44	44	44
		VT ME P	A8	2	2	2	2
		VT SE	A6	11	11	11	11
NWL	DAHLGREN	VT ME	A6	1	1	1	1
NAS PTXNT RIV	PTXNT RIVER	VW	A9	2	2	2	2
		VR H	A9	1	1	1	1
		VR M	A8	1	1	1	1
		VU SAR	A8	1	1	1	1
		VT JET	A6	4	4	4	4
		VT ME	A6	3	3	3	3
		HU	A8	1	1	1	1
SEVERN RIVER NAVAL COMMAND							
NAF ANNAPOLIS	ANNAPOLIS	VU SAR	A6	10	10	10	10
		HU	A8	1	1	1	1
BUWEPS INSPECTORS AND REPRESENTATIVES							
BWFLTRREP CEN	WRGT PAT AFB	VR M	A8	1	1	1	1
		VT ME	A6	2	2	2	2
BWR AKRON	AKRON	VT ME	A8	1	1	1	1
BWR BALTIMORE	BALTIMORE	VT ME	A8	1	1	1	1
BWR BUFFALO	BUFFALO	VT ME	A6	1	1	1	1
BWR BURBANK	BURBANK	VT ME	A8	1	1	1	1
BWR COLUMBUS	COLUMBUS	VT ME	A6	2	2	2	2
BWR EST HRTFRD	EST HARTFORD	VT ME	A8	1	1	1	1
BWR EL SEGUNDO	EL SEGUNDO	VT ME	A8	1	1	1	1
BWR ST LOUIS	ST LOUIS	VT ME	A8	1	1	1	1
BWR TETERBORO	TETERBORO	VT ME	A8	1	1	1	1
AVIONICS FAC	INDIANAPOLIS	VT ME	A8	1	1	1	1

[redacted]

DECLASSIFIED

CONFIDENTIAL

TABLE 1

PROGRAM OPERATING ALLOWANCES

UNIT	LOCATION	CLASS	PRIMARY OPTG. STATUS	OPERATING ALLOWANCES 31 MAR 1961	30 JUN 1961	30 SEP 1961	31 DEC 1961
MARINE CORPS BASES AND AIR STATIONS							
HMX 1	QUANTICO	HO	A9	4	4	4	4
		HR L	A9	18	18	18	18
		HR M	A9	2	2	2	2
MCAAS	YUMA	VR M	A8	2	2	2	2
		VT JET	A6	3	3	3	3
		VT ME	A6	1	1	1	1
		HU	A8	2	2	2	2
MCAS SO&ES	EL TORO	VR M	A8	3	3	3	3
		VU L	A6		1	1	1
		VT ME	A6	5	5	5	5
		HU	A8	2	2	2	2
MCAS SO&ES	CHERRY POINT	VR M	A8	1	1	1	1
		VR M	A8	2	2	2	2
		VU L	A6		1	1	1
		VT JET	A6	2	2	2	2
		VT ME	A6	1	1	1	1
		HU	A8	2	2	2	2
MCAS AES 12	QUANTICO	VR M	A8	2	2	2	2
		VT ME	A6	6	6	6	6
		VT ME P	A8	1	1	1	1
		VT SE	A6	7	7	7	7
MCAF	NEW RIV JAX	VR M	A8	1	1	1	1
		VT ME	A6	3	1	1	1
		VT SE	A6		2	2	2
HQ MC FLT SECT	ANACOSTIA	VR M	A8	1	1	1	1
		VR M	A8	2	2	2	2
		VU L	A8	1	1	1	1
		VT ME	A6	4			
		VT SE	A6	6	10	10	10
MCAS	BEAUFORT	VR M	A8	2	2	2	2
		VT JET	A6	1			
		VT ME	A6	1			
		VT SE	A6		2	2	2
		HU	A8	2	2	2	2
NAVAL AIR TRAINING COMMAND							
NAVAL AIR BASIC TRAINING COMMAND							
TRARON 7	KINGSVILLE	VT JET	A3	65	65	65	65
		VT ME	A6	1	1	1	1
NAAS NABTC	SAUFLEY FLD	VT ME	A6	3	3	3	3
		VT SE	A6	5	5	5	5
TRARON 1	SAUFLEY FLD	VT SE	A3	136	136	136	136
TRARON 5	SAUFLEY FLD	VT SE	A3	39	39	39	39
NAAS NABTC	WHITING FLD	VT ME	A6	4	4	4	4
		VT SE	A6	6	6	6	6
TRARON 2	WHITING FLD	VT SE	A3	152	148	148	148
TRARON 3	WHITING FLD	VT SE	A3	153	149	145	149
TRARON 6	WHITING FLD	VT ME	A3	20	20	20	20
HTG 8	ELLYSON FLD	HU	A3	30	31	32	32
		HT	A3	28	27	26	26
NAS NABTC	PENSACOLA	VF DAY	A4	6	6	6	6
		VR H	A8	4	4	4	4
		VR M	A8	3	3	3	3
		VU SAR	A8	2	2	2	2
		VT JET	A6	5	5	5	5
		VT ME	A3	4	4	4	4
		VT ME	A6	11	11	11	11
		VT SE	A3	16	16	16	16
		VT SE	A6	15	15	15	15
		HU	A8	3	3	3	3
TRARON 4	PENSACOLA	VT JET	A3	84	84	84	84
NAVAL AIR ADVANCED TRAINING COMMAND							
NAAS NAATC	KINGSVILLE	VT ME	A6	2	2	2	2
		HU	A8	2	2	2	2
TRARON 21	KINGSVILLE	VA DAY JET	A3	21	24	24	24
		VT JET	A3	23	23	23	23
TRARON 22	KINGSVILLE	VA DAY JET	A3	21	23	23	23
		VT JET	A3	22	22	22	22
TRARON 23	KINGSVILLE	VF DAY JET	A3	32	32	32	32
NAS NAATC	CRPS CHRISTI	VR M	A8	3	3	3	3
		VU L	A8	6	2	2	2
		VT JET	A6	4	4	4	4
		VT ME	A6	5	5	5	5
		VT ME P	A8	1	1	1	1
		VT NAV	A3	4	4	4	4
		HU	A8	2	2	2	2
TRARON 28	CRPS CHRISTI	VS	A3	52	52	52	52
TRARON 29	CRPS CHRISTI	VT NAV	A3	8	8	8	8
TRARON 30	CRPS CHRISTI	VA DAY PROP	A3	29	29	29	29
TRARON 31	CRPS CHRISTI	VP L	A3	10	10	10	10
		VP S	A3	5	7	10	10
NAAS NAATC	CHASE	VT ME	A6	2	2	2	2
		HU	A8	2	2	2	2
TRARON 24	CHASE	VA DAY JET	A3	21	24	24	24
		VT JET	A3	23	23	23	23
TRARON 25	CHASE	VA DAY JET	A3	21	23	23	23
		VT JET	A3	22	22	22	22
TRARON 26	CHASE	VF DAY JET	A3	32	32	32	32
NAAS NAATC	NEW IBERIA	VT ME	A6	2	2	2	2
		HU	A8	2	2	2	2
TRARON 27	NEW IBERIA	VS	A3	48	48	48	48

UNIT	LOCATION	CLASS	PRIMARY OPTG. STATUS	OPERATING ALLOWANCES 31 MAR 1961	30 JUN 1961	30 SEP 1961	31 DEC 1961
NAVAL AIR TECHNICAL TRAINING COMMAND							
NATECHTRAU	LAKEHURST	VT NAV	A4	1	1	1	1
NATECHTRAU	OLATHE	VT JET	A4	5			
		VT ME	A4	4			
		VS SE	A4	7			
NATECHTRAU	PENSACOLA	VF P*	A4	8	8	8	8
		VT JET	A4	1	1	1	1
		VT ME P	A4	6	6	6	6
NATECHTRAU	PHILADELPHIA	VT ME	A6	1	1	1	1
NAS	GLYNCO	VR M	A8	1	1	1	1
		VT ME	A6	2	2	2	2
		HU	A8	1	1	1	1
NAVCICOFFSCOL	GLYNCO	VF AW JET	A4	36	36	36	36
		VS	A4	4	4	4	4
		VW AEW	A4	6	6	6	6
		VT JET	A4	3	8	8	8
		VT JET	A6	3			
		VT ME	A4		4	4	4
		VT SE	A4		7	7	7
NAS	MEMPHIS	VR M	A8	3	3	3	3
		VT JET	A6	3	3	3	3
		VT ME	A6	5	5	5	5
		VT ME P	A8	1	1	1	1
		VT SE	A6	2	2	2	2
		HU	A8	1	1	1	1
NAVY AND MARINE CORPS RESERVE TRAINING							
NAV&MC RES TRA		VF DAY JET	A4	136	136	136	136
		VA DAY JET	A4	136	136	136	136
		VA DAY	A4	76	76	76	76
		VS	A4	160	160	160	160
		VP L	A4	96	96	96	96
		VR H	A4	44	44	44	44
		VR M	A4	21	21	21	21
		VR C	A8	1	1	1	1
		VU L	A4		2	2	2
		VT JET	A4	40	40	40	40
		VT ME	A4	33	33	33	33
		VT ME P	A4	4	4	4	4
		VT SE	A4	10	10	10	10
		HS	A4	69	69	69	69
		HT	A4	4	4	4	4
BUWEPS RESEARCH & DEVELOPMENT							
RDT&E AIRCRAFT		VF DAY JET	A9	24	24	24	24
		VF AW JET	A9	31	31	31	31
		VF P JET	A9	3	3	3	2
		VF D JET	A9	3	3	3	4
		VA DAY JET	A9	17	17	17	17
		VA P JET	A9	1	1	1	1
		VA Q JET	A9	1	1	1	1
		VA H JET	A9	7	7	7	7
		VA DAY	A9	4	4	4	4
		VA AW	A9	5	5	5	2
		VA W	A9	2	2	2	4
		VA LL	A9				
		VS	A9	4	4	4	4
		VP L	A9	12	12	12	12
		VP LD	A9	1	1	1	1
		VW	A9	7	7	7	7
		VR H	A9	3	3	3	3
		VR M	A9	5	5	5	5
		VR C	A9	1	1	1	1
		VU SAR	A9	1	1	1	1
		VU TOW	A9	1	1	1	1
		VT JET	A9	13	13	13	13
		VT SE	A9	5	5	5	4
		VT D	A9	2	2	2	2
		HS	A9	7	7	7	8
		HR L	A9	1	1	1	1
		HU	A9	3	3	3	3
		ZP	A9	2	2	2	2
		ZW	A9	1	1	1	1

CONFIDENTIAL

DECLASSIFIED

TABLE 1A

PROGRAM OPERATING ALLOWANCES *

SUBCLASS	TOTAL	LANT USN	LANT USMC	PAC USN	PAC USMC	NABS USN	NABS USMC	BWRS	NABTC	NAATC	NATTC	NART	RDT&E
TOTAL	7231	1555	449	1644	692	463	92	14	787	435	101	832	167
VF DAY JET	444	27	80	27	80				6	64		136	24
VF AW JET	807	260	40	340	100						36		31
VF P JET	98	27	9	32	18	1					8		3
VF D JET	35	7		18		10							
VF KD JET	5			5									
VF Q JET	24		6		18								
VF D JET	3												3
VA DAY JET	1002	208	120	267	160					94		136	17
VA P JET	25	12		12									1
VA Q JET	19	9		9									1
VA HT JET	8	4		4									
VA H JET	164	95		62									7
VA DAY	123	4	2	8						29		76	4
VA AW	37	14		18									5
VA W	97	47		48									2
VA Q	2					2							
VA LL	229	107		122									
VS	478	115		89		6				100	4	160	4
VP L	398	160		119		1				10		96	12
VP LD	6	2		2		1							1
VP S	95	27		61						7			
VW	89	36		34		6					6		7
VW Q	6	3		3									
VO	30		9		21								
VR H	143	27	3	28	20	12	2		4			44	3
VR M	217	43	37	15	23	48	14	1	3	3	4	21	5
VR C	67	33		23		9						1	1
VG	8				8								
VU SAR	59	17		21		18			2				1
VU TOW	27	11		15									1
VU TOW D	4			4									
VU L	20					13	3			2		2	
VT JET	613	54	34	79	45	83	5		154	94	12	40	13
VT D JET	5			3		2							
VT KD JET	1					1							
VT ME	354	21	2	29	7	169	14	13	43	11	12	33	
VT ME P	25			5		7	1			1	7	4	
VT SE	614	9		8		38	21		514		9	10	5
VT NAV	13									12	1		
VT D	7	2				3							2
HS	239	92		71								69	7
HO	40		9		27		4						
HR L	251		84		148		18						1
HR M	29		14		13		2						
HU	229	74		63	4	33	8		34	8	2		3
HT	31								27			4	
ZP	6	4											2
ZW	5	4											1

* AS OF 30 JUNE

DECLASSIFIED

TABLE 1B

PROGRAM OPERATING ALLOWANCES *

LANT

SUBCLASS	TOTAL	NAVY COMBAT	FLT. TRNG.	OSEAS BASES	FASRONS	VURONS	OPTEVFOR	CV UTILITY	ATT. & MISS	AIRCRAFT FERRY SQDN	MARINE COMBAT	H & HS	VMT-1
TOTAL	2004	1310	70	62		50	32	15	16		423	6	20
VF DAY JET	107					27					80		
VF AW JET	300	260									40		
VF P JET	36	27									9		
VF D JET	7					7							
VF Q JET	6										6		
VA DAY JET	328	208									120		
VA P JET	12	12											
VA Q JET	9	9											
VA HT JET	4	4											
VA H JET	95	95											
VA DAY	6			4							2		
VA AW	14	14											
VA W	47	47											
VA LL	107	107											
VS	115	111					4						
VP L	160	154					6						
VP LD	2					2							
VP S	27	26					1						
VW	36	36											
VW Q	3		3										
VO	9										9		
VR H	30	13	4	5			5				2	1	
VR M	80	12	1	15			3		12		36	1	
VR C	33	18						15					
VU SAR	17			10			5		2				
VU TOW	11					11							
VT JET	88		54								12	2	20
VT ME	23			19			1		1			2	
VT SE	9		8	1									
VT D	2					2							
HS	92	89					3						
HO	9										9		
HR L	84										84		
HR M	14										14		
HU	74	60		8		1	4		1				
ZP	4	4											
ZW	4	4											

* AS OF 30 JUNE

DECLASSIFIED

TABLE 1C

PROGRAM OPERATING ALLOWANCES *

PAC

SUBCLASS	TOTAL	NAVY COMBAT	FLT. TRNG.	O'SEAS BASES	FASRONS	VURONS	OPTEVFOR	CV UTILITY	ATT. & MISS	AIRCRAFT FERRY SQDN	MARINE COMBAT	H & HS	VMT-2
TOTAL	2336	1350	82	90		92	22	12	5		657	6	20
VF DAY JET	107					27					80		
VF AW JET	440	332					8				100		
VF P JET	50	32									18		
VF D JET	18					18							
VF KD JET	5					5							
VF Q JET	18										18		
VA DAY JET	427	258					9				160		
VA P JET	12	12											
VA Q JET	9	9											
VA HT JET	4	4											
VA H JET	62	61					1						
VA DAY	8					8							
VA AW	18	18											
VA W	48	48											
VA LL	122	122											
VS	89	89											
VP L	119	119											
VP LD	2					2							
VP S	61	61											
VW	34	34											
VW Q	3		3										
VO	21										21		
VR H	48	17	5	6							19	1	
VR M	38	4	1	6		1			4		20	2	
VR C	23	10		1				12					
VG	8										8		
VU SAR	21			21									
VU TOW	15					15							
VU TOW D	4					4							
VT JET	124		65	14			2				21	2	20
VT D JET	3					3							
VT ME	36			30			2		1		2	1	
VT ME P	5					5							
VT SE	8		8										
HS	71	71											
HO	27										27		
HR L	148										148		
HR M	13										13		
HU	67	49		12		4					2		

* AS OF 30 JUNE

DECLASSIFIED

CONFIDENTIAL

TABLE 2 LOCATION OF AIRCRAFT INVENTORY AND PLANNED OPERATING ASSIGNMENTS

BY COMMAND AND UNIT

LANT UNIT	LOCATION	MODEL	INVENTORY STATUS	INVENTORY NO ON BOARD	PLANNED OPT'G. ASSIGNMENTS 31 MAR 1961	30 JUN 1961	30 SEP 1961	31 DEC 1961
CARRIER AIR GROUPS								
CVG 1								
VF 14	CECIL FIELD	F3H 2	A1	14	14	14	14	14
				14*	14	14	14	14
VF 11	CECIL FIELD	F8U 1	A1	13	14	14		
		F8U 1	G6	1				
		F8U 2N	A1				14	14
				14*	14	14	14	14
VA 15	JACKSONVILLE	AD 6	A1	12	12	12	12	12
				12*	12	12	12	12
VA 46	ABD SHANGRLA	A4D 2N	A1	16	12	12	12	12
				16*	12	12	12	12
VA 172	CECIL FIELD	A4D 2	A1	12	12	12	12	
		A4D 2N	A1					12
				12*	12	12	12	12
VAH 11	SANFORD	A3D 2	A1	11	7	7	7	7
				11*	7	7	7	7
CVG 3								
VF 31	ABD SARATOGA	F3H 2	A1	12	14	14	14	14
				12*	14	14	14	14
VF 32	ABD SARATOGA	F8U 2	A1	3				
		F8U 1	A1	1				
		F8U 1E	A1	7				
		F8U 1E	G6	1				
		F8U 1E	I9	2				
		F8U 2N	A1		14	14	14	14
				14*	14	14	14	14
VA 34	ABD SARATOGA	A4D 2	A1	11	12	12	12	12
				11*	12	12	12	12
VA 35	ABD SARATOGA	AD 6	A1	12	12	12	12	12
				12*	12	12	12	12
VA 36	ABD SARATOGA	A4D 2	A1	12				
		A4D 2N	A1		12	12	12	12
				12*	12	12	12	12
VAH 9	ABD SARATOGA	A3D 2	A1	10	12	12	12	12
		A3D 2	HF	2				
				12*	12	12	12	12
RCVG 4								
VA 43	OCEANA	A4D 2	A1	11	4	8	10	10
		A4D 2	D5	2				
		A4D 2N	A1	14	8	10	10	10
		A4D 2N	B	4				
		A4D 1	A1	11	8	2		
		A4D 1	D5	1				
		F9F 8T	A1	1				
		F9F 8T	A4	17	17	17	17	17
		F9F 8T	D5	3				
				64*	37	37	37	37
VF 101	KEY WEST	F3H 2	A1	4	14	14	14	14
		F3H 2	A4	10				
		F3H 2	D5	1				
		F3H 2	G5	6				
		F3H 2	HF	1				
		F4D 1	A1		14	14	14	14
		F4D 1	A4	6				
		F4D 1	D5	2				
		F4D 1	G5	2				
		F9F 8T	A4	4	3	3	3	3
		F9F 8T	D5	1				
				37*	31	31	31	31
DET A	OCEANA	F4H 1	A1		2	9	8	8
		F9F 8T	A4	3	3	3	3	3
		F3D 2T2	A4	11	8	8	8	8
				14*	13	20	19	19
VF 174	CECIL FIELD	F8U 2	A1	1	8	8	6	6
		F8U 2	A4	11				
		F8U 2	D5	3				
		F8U 1	A1		6	6	6	6
		F8U 1	A4	15				
		F8U 1	D5	4				
		F8U 1E	A1		2	2	2	2
		F8U 1E	A4	6				
		F8U 2N	A1		6	6	8	8
		F8U 2N	A4	9				
		F9F 8T	A4	1	2	2	2	2
		F9F 8T	D5	1				
				51*	24	24	24	24
VA 42	OCEANA	AD 6	A1		9	9	9	9
		AD 6	A4	14				
		AD 5	A4	1	2	2	2	2
		AD 5	B	1				
		T 28B	A4	6	4	4	4	4
				22*	15	15	15	15
VA 44	JACKSONVILLE	A4D 2	A1	1	4	8	10	10
		A4D 2	A4	4				
		A4D 2	D5	7				
		A4D 2	G6	2				
		A4D 2N	A1	2	8	10	10	10
		A4D 2N	A4	15				
		A4D 2N	G6	1				
		A4D 1	A1	1	8	2		
		A4D 1	A4	12				
		A4D 1	D5	1				
		AD 6	A1		10	10	10	10
		AD 6	A4	14				
		AD 5	A4	2	2	2	2	2
		F9F 8T	A4	19	19	19	19	19
		F9F 8T	D5	1				
		F9F 8T	G5	2				
		F9F 8T	G6	1				
		T 28B	A4	6	4	4	4	4
				91*	55	55	55	55
VAH 3	SANFORD	A3D 2T	A4	6	4	4	4	4
		A3J 1	A1		2	6	10	10
		A3D 2	D5	3				
		A3D 1	A1		10	10	9	9
		A3D 1	A4	10				
		A3D 1	D5	2				
		A3D 1	HF	1				
		R4D 5 6	A5		1	1	1	1
		R4D 6	G5	2				
		F9F 8T	A4	2	4	4	4	4
		F9F 8T	D5	2				
				28*	21	25	28	28
CVG 6								
VF 33	ABD INTREPID	F8U 1E	A1		14	14	14	14
		F11F 1	A1	13				
		F11F 1	Y	1				
				14*	14	14	14	14
VF 74	ABD INTREPID	F4H 1	A1			6	8	14
		F4D 1	A1	14	14	8	6	
		F4D 1	HF	1				
				15*	14	14	14	14
VA 65	ABD INTREPID	AD 6	A1	12	12	12	12	12
				12*	12	12	12	12
VA 66	ABD INTREPID	A4D 2	A1	11				
		A4D 2	G5	1				
		A4D 2N	A1		12	12	12	12
				12*	12	12	12	12
VA 76	ABD INTREPID	A4D 2	A1	11	12	12	12	12
		A4D 2	ER	1				
		A4D 2	G5	1				
				13*	12	12	12	12
VAH 13	SANFORD	A3D 2	A1	5	6	12	12	
		A3D 2	G5	1				
				6*	6	12	12	
CVG 7								
VF 41	ABD INDEPEND	F3H 2	A1	13	14	14	14	14
		F3H 2	I9	1				
				14*	14	14	14	14
VF 84	ROTA	F8U 2	A1	12	14	14	14	14
				12*	14	14	14	14
VA 75	ABD INDEPEND	AD 6	A1	12	12	12	12	12
				12*	12	12	12	12
VA 86	ABD INDEPEND	A4D 2	A1	9	12	12	12	12
		A4D 2	B	1				
		A4D 2	G6	1				
				11*	12	12	12	12
VA 72	ABD INDEPEND	A4D 2	A1	11	12			
		A4D 2N	A1			12	12	12
				11*	12	12	12	12
VAH 1	ABD INDEPEND	A3D 2	A1	13	12	12	12	12
		A3D 2	A7	2				
		A3D 2	G5	1				
				16*	12	12	12	12

CONFIDENTIAL

DECLASSIFIED

TABLE 2 LOCATION OF AIRCRAFT INVENTORY AND PLANNED OPERATING ASSIGNMENTS

BY COMMAND AND UNIT

LANT UNIT	LOCATION	MODEL	INVENTORY STATUS	INVENTORY NO. ON BOARD	PLANNED OPT'G. ASSIGNMENTS 31 MAR 1961	30 JUN 1961	30 SEP 1961	31 DEC 1961
CVG 8								
VF 102	OCEANA	F4H 1	A1					6
		F4D 1	A1	14	14	14	14	8
		F4D 1	D5	3				
				17*	14	14	14	14
VA 81	OCEANA	A4D 2	A1	12	12	12	12	12
		A4D 2	D5	4				
				16*	12	12	12	12
VF 103	OCEANA	F8U 2	A1	15	14	14	14	14
				15*	14	14	14	14
VA 83	OCEANA	A4D 2N	A1	12	12	12	12	12
				12*	12	12	12	12
VA 85	OCEANA	AD 6	A1	12	12	12	12	12
		AD 6	G6	1				
				13*	12	12	12	12
VAH 5	SANFORD	A3D 2	A1	17	10	10	10	12
		A3D 2	G6	1				
				18*	10	10	10	12
CVG 10								
VA 12	CECIL FIELD	A4D 2	A1	11	12	12	12	12
		A4D 2	B	3				
		A4D 2	D5	1				
		A4D 2	H6	2				
				17*	12	12	12	12
VF 13	ABD SHANGRLA	F4D 1	A1	15	14	14	14	14
		F4D 1	G6	1				
		F4D 1	HF	1				
				17*	14	14	14	14
VF 62	ABD SHANGRLA	F8U 1	A1	15	14	14	14	14
				15*	14	14	14	14
VA 106	ABD SHANGRLA	A4D 2	A1	12	12	12	12	12
		A4D 2	B	1				
		A4D 2	G6	1				
				14*	12	12	12	12
VA 176	ABD SHANGRLA	AD 6	A1	12	12	12	12	12
		AD 5	A1	2				
		AD 5Q	A1	1				
				15*	12	12	12	12
VAH 7	SANFORD	A3J 1	A1			3	8	12
		A3D 2	A1	2	12	6		
		A3D 2	D5	2				
		A3D 2	G6	2				
				6*	12	9	8	12
CVG 16								
VA 163	CECIL FIELD	A4D 2	A1	5	12	12		
		A4D 2N	A1				12	12
				5*	12	12	12	12
VA 164	CECIL FIELD	A4D 2	A1	6	12	12	12	12
		A4D 2	G5	1				
				7*	12	12	12	12
VA 165	JACKSONVILLE	AD 6	A1	10	12	12	12	12
				10*	12	12	12	12
VF 161	CECIL FIELD	F3H 2	A1	7	12	14	14	14
				7*	12	14	14	14
VF 162	CECIL FIELD	F4D 1	A1	5	12	14	14	14
				5*	12	14	14	14
PHOTOGRAPHIC SQDNS								
VFP 62	CECIL FIELD	F8U 1P	A1	8	27	27	27	27
		F8U 1P	B	1				
		F8U 1P	D5	3				
				12*	27	27	27	27
DET 33	ABD INTREPID	F8U 1P	A1	3				
				3*				
DET 37	ABD ROOSEVLT	F8U 1P	A1	2				
				2*				
DET 41	ABD INDEPEND	F8U 1P	A1	3				
				3*				
DET 42	ABD FORRESTL	F8U 1P	A1	3				
				3*				
VFP 62 DET 43	ABD SARATOGA	F8U 1P	A1	3				
				3*				
DET 44	ABD SHANGRLA	F8U 1P	A1	2				
				2*				
VAP 62	JACKSONVILLE	A3D 2P	A1	6	9	9	9	9
		A3D 2P	B	6				
				12*	9	9	9	9
AIR EARLY WARNING SQDNS								
VAW 12	QUONSET PNT	AD 5	A4	1				
		AD 5	A5		2	2		
		AD 5	HF	1				
		WF 2	A1	5	23	27	29	29
		WF 2	A4	1				
		WF 2	F5	1				
		AD 5W	A1	14	24	20	18	18
		AD 5W	B	1				
		AD 5W	G6	1				
		AD 5W	HF	1				
		AD 5W	OX	1				
				27*	49	49	47	47
DET 34	ABD CHMPLAIN	AD 5W	A1	3				
				3*				
DET 37	ABD ROOSEVLT	WF 2	A1	3				
				3*				
DET 41	ABD INDEPEND	WF 2	A1	5				
				5*				
DET 42	ABD FORRESTL	WF 2	A1	6				
				6*				
DET 43	ABD SARATOGA	WF 2	A1	4				
		WF 2	G6	1				
				5*				
DET 52	ABD VALY FRG	AD 5W	A1	4				
				4*				
VAW 33	QUONSET PNT	AD 5Q	A1	7	12	12	12	12
		TF 10	A1	2	2	2	2	2
				9*	14	14	14	14
DET 41	ABD INDEPEND	AD 5Q	A1	3				
				3*				
FLEET AIR RECONNAISSANCE SQDNS								
				*				
VQ 2	ROTA	A3D 2Q	A1	10	9	9	9	9
		A3D 2Q	B	1				
		WV 2Q	A1	3	3	3	3	3
		WV 2Q	B	1				
				15*	12	12	12	12
CARRIER ANTI SUBMARINE GROUPS								
				*				
CVSG 60								
VS 34	QUONSET PNT	S2F 2	A1	1				
		S2F 2	G6	1				
		S2F 1	A1	3	10	10	10	10
		S2F 1S	A1	5				
		S2F 1S	D5	3				
				13*	10	10	10	10
VS 39	QUONSET PNT	S2F 3	A1					4
		S2F 1	A1	4	10	10	10	6
		S2F 1	D5	1				
		S2F 1S	A1	6				
		S2F 1S	B	1				
		S2F 1S	D5	1				
				13*	10	10	10	10
HS 9	QUONSET PNT	HSS 2	A1					12
		HSS 1	A1	14	16	16		
		HSS 1N	A1				16	4
				14*	16	16	16	16
CVSG 54								
VS 22	ABD CHMPLAIN	S2F 1	A1	4	10	10	10	10
		S2F 1	D5	1				
		S2F 1S	A1	7				
				12*	10	10	10	10
VS 32	ABD CHMPLAIN	S2F 1	A1	4	10	10	10	10
		S2F 1S	A1	5				
		S2F 1S	B	2				
		S2F 1S	D5	1				
				12*	10	10	10	10
HS 5	ABD CHMPLAIN	HSS 1	A1	3				
		HSS 1N	A1	14	16	16	16	16
				17*	16	16	16	16

DECLASSIFIED

CONFIDENTIAL

TABLE 2 LOCATION OF AIRCRAFT INVENTORY AND PLANNED OPERATING ASSIGNMENTS

BY COMMAND AND UNIT

LANT UNIT	LOCATION	MODEL	INVENTORY STATUS	INVENTORY NO. ON BOARD	PLANNED OPT'G. ASSIGNMENTS 31 MAR 1961	30 JUN 1961	30 SEP 1961	31 DEC 1961
CVSG 56								
VS 24	NORFOLK	S2F 1	A1	2	10	10	10	10
		S2F 1	B	1				
		S2F 1	D5	1				
		S2F 1S	A1	6				
		S2F 1S	B	2				
		S2F 1S	D5	1				
				13*	10	10	10	10
VS 27	NORFOLK	S2F 1	A1	3	10	10	10	10
		S2F 1	B	1				
		S2F 1S	A1	7				
		S2F 1S	D5	2				
				13*	10	10	10	10
HS 3	NORFOLK	HSS 2	A1				11	16
		HSS 1	A1	12	16	16		
				12*	16	16	11	16
CVSG 52								
VS 28	QUONSET PNT	S2F 1	A1	5	10	10	10	10
		S2F 1	D5	1				
		S2F 1	G6	1				
		S2F 1S	A1	5				
		S2F 1S	D5	1				
				13*	10	10	10	10
VS 31	QUONSET PNT	S2F 1	A1	5	10	10	10	10
		S2F 1S	A1	6				
				11*	10	10	10	10
HS 11	QUONSET PNT	HSS 1	A1	6				
		HSS 1N	A1	9	10	16	16	16
				15*	10	16	16	16
CVSG 58								
VS 26	NORFOLK	S2F 3	A1	5	6	10	10	10
		S2F 1	A1	3	4			
		S2F 1S	D5	2				
				10*	10	10	10	10
VS 36	NORFOLK	S2F 3	A1	10	10	10	10	10
		S2F 1S	B	1				
		S2F 1S	D5	1				
				12*	10	10	10	10
HS 7	NORFOLK	HSS 1	A1	11	6			
		HSS 1N	A1	4	16	16	16	16
				15*	22	16	16	16
RCVSG 50								
VS 30	KEY WEST	S2F 3	A1					3
		S2F 1	A1	3	11	11	11	8
		S2F 1S	A1	9				
		S2F 1S1	A1	2				
				14*	11	11	11	11
HS 1	KEY WEST	HSS 2	A1				3	4
		HSS 1	A1	6	6	6		
		HSS 1N	A1	3	3	3	6	5
				9*	9	9	9	9
PATROL SQDNS LAND PLANE								
VP 5	JACKSONVILLE	P2V 5F	A1	1				
		P2V 5FS	A1	10	11	11	11	11
				11*	11	11	11	11
VP 7	BRUNSWICK	P2V 5FS	A1	10	11	11	11	11
		P2V 5FS	Y	1				
				11*	11	11	11	11
VP 8	NORFOLK	P2V 5F	A1	1				
		P2V 5FS	A1	10	11	11	11	11
				11*	11	11	11	11
VP 10	ROTA	P2V 5FS	A1	10	11	11	11	11
		P2V 5FS	A4	1				
				11*	11	11	11	11
VP 11	BRUNSWICK	P2V 7S	A1	10	11	11	11	11
		P2V 7S	D5	1				
				11*	11	11	11	11
VP 16	SIGONELLA	P2V 5FS	A1	11	11	11	11	11
				11*	11	11	11	11
VP 18	JACKSONVILLE	P2V 7S	A1	11	11	11	11	11
		P2V 7S	D5	2				
				13*	11	11	11	11
VP 21	BRUNSWICK	P2V 7S	A1	10	11	11	11	11
		P2V 7S	B	1				
		P2V 7S	D5	2				
		P2V 7S	G6	1				
				14*	11	11	11	11
VP 23	BRUNSWICK	P2V 7S	A1	9	11	11	11	11
		P2V 7S	B	2				
		P2V 7S	D5	1				
		P2V 7S	G6	1				
				13*	11	11	11	11
VP 24	NORFOLK	P2V 7S	A1	12	11	11	11	11
		P2V 7S	D5	1				
				13*	11	11	11	11
VP 26	BRUNSWICK	P2V 5FS	A1	11	11	11	11	11
				11*	11	11	11	11
VP 44	NORFOLK	P2V 5FS	A1	7	6	11	11	11
		P5M 2S	A1	1	4			
		P5M 1	A1	3				
				11*	10	11	11	11
VP 56	NORFOLK	P2V 7S	A1	1			11	11
		P5M 2S	A1	6	4	8		
		P5M 2S	G5	1				
		P5M 1	A1	5	2	2		
				13*	6	10	11	11
PATROL SQDNS SEA PLANE								
VP 45	BERMUDA	P5M 2S	A1	10	11	11	11	11
		P5M 1S	A1	1				
				11*	11	11	11	11
VP 49	BERMUDA	P5M 2S	A1	7	11	11	11	11
		P5M 1	A1	3				
				10*	11	11	11	11
REPLACEMENT PATROL SQUADRON								
VP 30	JACKSONVILLE	P2V 7S	A4	3	5	5	6	6
		P2V 7S	A5	2				
		P2V 5FS	A4	3	6	7	7	7
		P2V 5FS	A5	2				
				10*	11	12	13	13
DET A	NORFOLK	P5M 2S	A1	1			2	2
		P5M 1	A1	2				
		P5M 1	A4		2	1		
		P5M 1S	A1	2				
		P5M 1S	A4		2	2		
				5*	4	3	2	2
LIGHTER THAN AIR SQUADRONS								
ZP 3	LAKEHURST	ZPG 2	A1	2	4	4	4	4
		ZPG 2	G5	1				
		ZPG 2	Y	1				
				4*	4	4	4	4
ZP 1		ZPG 2	A1	1				
		ZPG 3W	A2	1	3	3	3	3
		ZPG 3W	X	1				
		ZPG 2W	A2	2	1	1	1	1
				5*	4	4	4	4
FLEET AIR EARLY WARNING SQDNS								
VW 2	PTXNT RIVER	WV 2	A2	6	6	6		
				6*	6	6		
VW 4	ROOSEVLT RDS	WV 3	A2	5	6	6	6	6
		WV 3	D6	2				
				7*	6	6	6	6
BARRIER SQDNS DISTANT WARNING								
VW 11	ARGENTIA	WV 2	A2	10	12	12	12	12
		WV 2	B	1				
		WV 2	D6	2				
		WV 2	EO	1				
		WV 2	G5	1				
		WV 2	HF	3				
				18*	12	12	12	12
VW 13	PTXNT RIVER	WV 2	A2	5	6	6	6	6
		WV 2	B	3				
		WV 2	D6	1				
		WV 2	G5	1				
				10*	6	6	6	6
VW 15	PTXNT RIVER	WV 2	A2	7	6	6	6	6
		WV 2	B	1				
		WV 2	D6	2				
				10*	6	6	6	6
AEWTRAUNIT	PTXNT RIVER	R7V 1	A5	4	4	4	4	4
		R7V 1	D6	1				
				5*	4	4	4	4

CONFIDENTIAL

TOTAL PROGRAM & NON-PROGRAM AIRCRAFT

DECLASSIFIED

TABLE 2 LOCATION OF AIRCRAFT INVENTORY AND PLANNED OPERATING ASSIGNMENTS

BY COMMAND AND UNIT

LANT UNIT	LOCATION	MODEL	INVENTORY STATUS	INVENTORY NO. ON BOARD	PLANNED OPT'G. ASSIGNMENTS 31 MAR 1961	30 JUN 1961	30 SEP 1961	31 DEC 1961
HELICOPTER UTILITY SQDNS								
HU 2	LAKEHURST	HU2K 1	A2			4	12	17
		HUK 1	A2	4				
		HUS 1A	A2		1	1	1	1
		HUP 3	A2	10	19	15	14	14
		HUP 2	A2	5	16	13	8	
				19*	36	33	35	32
DET 1	NORFOLK	HUS 1A	A2	1				
		HUP 3	A2	1				
		HUP 2	A2	1				
		HUP 2	G6	1				
				4*				
DET 22	ABD SPRNGFLD	HUP 2	A2	1				
				1*				
DET 33	ABD INTREPID	HUP 2	A2	2				
				2*				
DET 34	ABD CHMPLAIN	HUP 2	A2	1				
				1*				
DET 41	ABD INDEPEND	HUP 3	A2	2				
				2*				
DET 43	ABD SARATOGA	HUP 3	A2	1				
		HUP 2	A2	1				
				2*				
DET 44	ABD SHANGRLA	HUP 3	A2	2				
				2*				
DET 45	ABD ESSEX	HUP 3	A2	1				
				1*				
HU 4	LAKEHURST	HRS 3	A2	11	13	8	8	8
		HUS 1A	A2		2	2	2	2
		HUL 1	A2	5	6	6	6	6
		HUP 3	A2			4	5	5
		HTL 7	A2		6	6	6	6
				16*	27	26	27	27
DET 69	ABD GLACIER	HRS 3	A2	1				
		HTL 7	A2	1				
				2*				
DET 71	ABD EDISTO	HRS 3	A2	1				
		HTL 7	A2	1				
				2*				
DET 73	ABD EASTWIND	HRS 3	A2	1				
		HTL 7	A2	1				
				2*				
DET 76	ABD TANNER	HRS 3	A2	1				
		HTL 7	A2	1				
				2*				
DET 93	ABD TACONIC	HUL 1	A2	1				
				1*				
DET 85	ABD ALTAIR	HUS 1A	A2	1				
				1*				
DET 97	ABD OBSER IS	HRS 3	A2	1				
				1*				
FLEET TACTICAL SUPPORT SQDNS								
VR 1	PTXNT RIVER	R6D 1	A2	2	2	2	2	2
		R6D 1Z	A2	4	4	4	4	4
		R5D 2	A2		1	1	1	1
		R5D 2Z	A2	1				
		R4Y 1	A2	8	8	8	8	8
				15*	15	15	15	15
VR 24	PORT LYAUTEY	R5D 5	A2	6	6	6	6	6
		R4Q 2	A2	3	4	4	4	4
		TF 1	A2		8	8	8	8
				9*	18	18	18	18
DET	NAPLES	TF 1	A2	8				
		TF 1	D5	1				
				9*				
VRC 40	NORFOLK	TF 1	A2	9	10	10	10	10
		TF 1	D5	2				
		TF 1	G6	1				
				12*	10	10	10	10

LANT UNIT	LOCATION	MODEL	INVENTORY STATUS	INVENTORY NO. ON BOARD	PLANNED OPT'G. ASSIGNMENTS 31 MAR 1961	30 JUN 1961	30 SEP 1961	31 DEC 1961
MARINE HEADQUARTERS SQDNS								
MARS MWSG 27	CHERRY POINT	A4D 2	B	6				
		AD 5	A1		2	2		
		AD 5	A2	1				
		AD 5	G6	1				
		R5D 2 3	A2		1	1	1	1
		R5D 5	A2		1	1	1	1
		R5D 5	B	1				
		R5D 3	A2	2				
		R4D 8	A2	5	2	2	2	2
		R4D 5 6	A2		1	1	1	1
		F9F 8T	A4		4	4	4	4
		F9F 8T	A6	4				
				18*	11	11	9	9
H&MS 14	CHERRY POINT	A4D 2	A1	1				
		A4D 2	B	2				
		A4D 2	D5	1				
		A4D 2	G6	1				
		R4D 5 6	A2		1	1	1	1
		R4D 6	A2	1				
		F9F 8T	A2	3	2	2	2	2
				9*	3	3	3	3
H&MS 24	CHERRY POINT	R4D 8	A2		1	1	1	1
		R4D 6	A2	1				
		F9F 8T	A2	1	3	3	3	3
		F9F 8T	B	2				
				4*	4	4	4	4
H&MS 26	NEW RIV JAX	R4D 8	A2	1	1	1	1	1
				1*	1	1	1	1
H&MS 32	CHERRY POINT	F8U 1	G6	1				
		R4D 5 6	A2		1	1	1	1
		R4D 6	A2	1				
		F9F 8T	A2	3	3	3	3	3
				5*	4	4	4	4
MARINE FIGHTER SQDNS								
VMF 122	BEAUFORT	F8U 1	A1	20	20	20	20	20
		F8U 1	B	2				
		F8U 1	D5	3				
				25*	20	20	20	20
VMF 235	BEAUFORT	F8U 1	A1	12				
		F8U 1E	A1	12	20	20	20	20
				24*	20	20	20	20
VMF 251	BEAUFORT	F8U 1	A1	4	20	20	20	20
		F8U 1E	A1	11				
		F8U 1E	D5	1				
				16*	20	20	20	20
VMF 333	BEAUFORT	F8U 2	A1	19	20	20	20	20
		F8U 2	B	2				
		F8U 2	D5	3				
				24*	20	20	20	20
MARINE FIGHTER ALL WEATHER SQDNS								
VMFAW 114	ROOSEVLT RDS	F4D 1	A1	17	20	20	20	20
		F4D 1	D5	3				
				20*	20	20	20	20
VMFAW 531	CHERRY POINT	F4D 1	A1	18	20	20		
		F4D 1	D5	2				
				20*	20	20		
MARINE ATTACK SQDNS								
VMA 224	ABD INDEPEND	A4D 2	A1	12	20	20	20	20
				12*	20	20	20	20
VMA 224 SUB 1	ABD SHANGRLA	A4D 2	B	8				
				8*				
VMA 225	CHERRY POINT	A4D 2N	A1	12	20	20	20	20
				12*	20	20	20	20
VMA 225 SUB 1	CHERRY POINT	A4D 2	B	10				
				10*				
VMA 242	CHERRY POINT	A4D 2	A1		20	20	20	20
		A4D 2N	A1	20				
				20*	20	20	20	20
VMA 324	CHERRY POINT	A4D 2N	A1					20
				*				20
VMA 331	BEAUFORT	A4D 2	A1	17	20	20	20	20
		A4D 2	D5	5				
		A4D 2	G6	1				
				23*	20	20	20	20

DECLASSIFIED

[redacted]

TABLE 2 LOCATION OF AIRCRAFT INVENTORY AND PLANNED OPERATING ASSIGNMENTS

BY COMMAND AND UNIT

LANT UNIT	LOCATION	MODEL	INVENTORY STATUS	INVENTORY NO. ON BOARD	PLANNED OPT'G. ASSIGNMENTS 31 MAR 1961	30 JUN 1961	30 SEP 1961	31 DEC 1961
VMA 332	CHERRY POINT	A4D 2N	A1	20	20	20	20	
				20*	20	20	20	
VMA 533	ROOSEVLT RDS	A4D 2	A1	20	20	20	20	20
		A4D 2	B	2				
		A4D 2	D5	2				
		A4D 2	Y	1				
				25*	20	20	20	20
MARINE COMPOSITE PHOTOGRAPHIC SQDNS								
				*				
VMCJ 2	CHERRY POINT	F8U 1P	A1	9	9	9	9	9
		F8U 1P	B	1				
		F8U 1P	D5	1				
		F3D 2Q	A1	6	6	6	6	6
				17*	15	15	15	15
MARINE TRANSPORT SQDNS								
				*				
VMR 252	CHERRY POINT	R4Q 2	A2	19	20	20	20	17
		GV 1	A2					3
				19*	20	20	20	20
VMR 353	CHERRY POINT	R4Q 2	A2	9	9	9	9	9
				9*	9	9	9	9
MARINE HELICOPTER TRANSPORT SQDNS								
HMRL 162	ABD BOXER	HUS 1	A1				24	24
				*			24	24
HMRL 264	ABD BOXER	HUS 1	A1	20	20	20	20	20
				20*	20	20	20	20
HMRL 264 SUB 1	ABD LSD 34	HUS 1	A1	6				
				6*				
HMRL 261	NEW RIV JAX	HUS 1	A1	16	20	24		
				16*	20	24		
HMRL 262	NEW RIV JAX	HUS 1	A1	11	20	20	20	24
		HUS 1	B	1				
		HUS 1	G6	1				
				13*	20	20	20	24
HMRL 262 SUB 1	ABD LSD 15	HUS 1	A1	7				
				7*				
HMRL 263	NEW RIV JAX	HRS 3	A1	8	11			
		HRS 3	B	2				
		HUS 1	A1	12	8	20	20	20
				22*	19	20	20	20
HMRM 461	ABD CHMPLAIN	HR2S 1	A1	14				
		HR2S 1	A2		14	14	14	14
				14*	14	14	14	14
MARINE OBSERVATION SQDNS								
VMO 1	NEW RIV JAX	OE 2	A1	4	5	5	5	5
		OE 1	A1	7	5	5	5	4
		HOK 1	A1	12	12	12	12	12
				23*	22	22	22	21
OPERATIONAL TEST AND EVALUATION FORCE								
VX 1	KEY WEST	S2F 3	A9	2	2	2	2	2
		S2F 2	A9		1	1	1	1
		S2F 2	G5	1				
		S2F 1	A9		1	1	1	1
		S2F 1S	A9	2				
		P2V 7S	A9	3	3	3	3	3
		P2V 7S	D5	1				
		P5M 2S	A9	1	1	1	1	1
		P5M 1S	A9	1				
		SNB 5	A6		1	1	1	1
		SNB 5	A9	1				
		HSS 2	A1				2	2
		HSS 1	A9	3	1	1		
		HSS 1N	A9		2	2	1	1
				15*	12	12	12	12
VX 6	QUONSET PNT	P2V 7	A8	3	3	3	3	3
		R7V 1	A8	1	1	1	1	1
		R5D 2 3	A8		1	1		
		R5D 3	A8	1				
		C 130BL	A8	4	4	4	4	4
		R4D 8	A8	2	3	3	3	3
		R4D 8	ER	1				
		R4D 5	A8	1				
		UC 1	A8	2	5	5	5	5
		UC 1	B	3				
		UC 1	ER	1				
		HUS 1A	A8	3	4	4	4	4
		HUS 1A	C9	1				
				23*	21	21	20	20
FLEET UTILITY AND DRONE CONTROL SQDNS								
VU 2	OCEANA	F8U 1	A8				8	10
		FJ 3	A8	3	6	6		
		FJ 3	B	3				
		FJ 3M	A8	7	4	4	2	
				13*	10	10	10	10
DET A	QUONSET PNT	JD 1	A8	3	3	3	3	3
				3*	3	3	3	3
VU 4	OCEANA	FJ 3	A8	1				
		FJ 3M	A8	10	10	10	10	10
		FJ 3M	D5	2				
		JD 1	A8	3	3	3	3	3
				16*	13	13	13	13
VU 8	ROOSEVLT RDS	FJ 3D2	A1	5				
		FJ 3D2	A8		7	7	7	7
		FJ 3D2	B	3				
		FJ 3D2	D5	1				
		P2V 5FD	A8	2	2	2	2	2
		T 28BD	A2	2				
		T 28BD	A8		2	2	2	2
		HUS 1A	A8	1	1	1	1	1
		F9F 6K2	A8	4				
		F9F 6K	A8	5				
		F9F 6K	B	3				
				26*	12	12	12	12
VU 10	GTMO BAY	FJ 3	A8	1				
		FJ 3M	A8	6	7	7	7	7
		FJ 3M	D5	1				
		JD 1	A8	3	5	5	5	5
				11*	12	12	12	12
DET	JACKSONVILLE	JD 1	A8	2				
				2*				
FLEET BASES OVERSEAS								
NAVSTA	ARGENTIA	R5D 5	A2	1	2	2	2	2
		UF 1 1T	A2		1	1	1	1
		UF 1	A2	1				
		SNB 5	A2	1				
		SNB 5	A6		1	1	1	1
		HUS 1A	A2	1	2	2	2	2
				4*	6	6	6	6
NAVSTA	BERMUDA	UF 2	A2	1	1	1	1	1
				1*	1	1	1	1
NAF W MALLING	KENT	R4D 8	A2	2				
		R4D 5	A2	1				
		R4Y 1	A2	1				
		SNB 5	A6	3				
				7*				
NAF	NAPLES	F8U 1E	I9	1				
		AD 6	G6	1				
		AD 5	A2	4	4	4	4	4
		R5D Z	A2		1	1	1	1
		R5D 3Z	A2	1				
		R4D 8	A2	2	2	2	2	2
		R4Y 1	A2	1	1	1	1	1
		SNB 5	A6	6	7	7	7	7
		SNB 5	G6	1				
		HUP 3	A2		1	1	1	1
		HUP 2	A8	1				
				18*	16	16	16	16
NAF	SIGONELLA	R4D 8	A2	1	1	1	1	1
		R4D 8	G6	1				
		UF 2	A2	1	1	1	1	1
		SNB 5	A2	1				
		SNB 5	A6		1	1	1	1
				4*	3	3	3	3
NAF	LAJES	UF 2	A2	1	1	1	1	1
				1*	1	1	1	1
NAF	KEFLAVIK	R5D 5	A2	1	1	1	1	1
				1*	1	1	1	1
HDQTRS CMEF	DHAHRAN AFB	R5D Z	A2		1	1	1	1
		R4D 8	A8	1				
				1*	1	1	1	1
NAS	PORT LYAUTEY	R4D 5 6	A2		1	1	1	1
		R4D 6	A8	1				
		UF 2	A2	1	1	1	1	1
		SNB 5	A6	2	2	2	2	2
		HUP 3	A2		1	1	1	1
		HUP 3	A8	1				
				5*	5	5	5	5

[redacted]

[redacted]

TOTAL PROGRAM & NON-PROGRAM AIRCRAFT

DECLASSIFIED

TABLE 2 LOCATION OF AIRCRAFT INVENTORY AND PLANNED OPERATING ASSIGNMENTS

BY COMMAND AND UNIT

LANT UNIT	LOCATION	MODEL	INVENTORY STATUS	INVENTORY NO. ON BOARD	PLANNED OPT'G. ASSIGNMENTS 31 MAR 1961	30 JUN 1961	30 SEP 1961	31 DEC 1961
NAVSTA	ROTA	F8U 2	HF	1				
		F11F 1	B	2				
		F3H 2	B	2				
		F4D 1	B	1				
		AD 6	B	1				
		AD 5Q	B	1				
		R4D 8	A2	1	1	1	1	1
		R4D 5 6	A6		1	1	1	1
		R4D 6	A2	1				
		SNB 5	A6	3	3	3	3	3
		HUP 3	A2	1		1	1	1
		HUP 2	A2		1			
				14*	6	6	6	6
FLT AIR DET	LONDON	R4D 8	A2		2	2	2	2
		R4D 5 6	A2		1	1	1	1
		R4Y 1	A2		1	1	1	1
		SNB 5	A6		3	3	3	3
				*	7	7	7	7
FIRST NAVAL DISTRICT								
NAS	QUONSET PNT	HO4S 3	B	1				
				1*				
TENTH NAVAL DISTRICT								
NAVSTA	TRINIDAD	UF 2	A2		1	1	1	1
		UF 2	A8	1				
				1*	1	1	1	1
NAS GTMO BAY	GTMO BAY	F8U 1	B	1				
		R4D 5 6	A2		1	1	1	1
		R4D 6	A8	1				
		UF 2	A2	2	2	2	2	2
		SNB 5	A6	1	1	1	1	1
		T 34B	A8	1	1	1	1	1
		HRS 3	A2	2	2	2	2	2
				8*	7	7	7	7
NAVSTA	ROOSEVLT RDS	R4D 8	A2	2	2	2	2	2
		UF 2	Y	1				
		UF 1 1T	A2		2	2	2	2
		UF 1	A8	2				
		SNB 5	A6	1	1	1	1	1
		SNB 5	A8	1				
		HRS 3	A2	1	1	1	1	1
				8*	6	6	6	6
FIFTEENTH NAVAL DISTRICT								
COM FIFTEEN	PANAMA	R4Y 1	A2	1	1	1	1	1
				1*	1	1	1	1
CV AND AV UTILITY AIRCRAFT								
CVS 9 ESSEX	NORFOLK	TF 1	A2	1	1	1	1	1
				1*	1	1	1	1
CVA 11 INTREPD	QUONSET PNT	TF 1	A2	1	1	1	1	1
				1*	1	1	1	1
CVS15 RANDOLPH	NORFOLK	TF 1	A2	1	1	1	1	1
				1*	1	1	1	1
LPH 4 BOXER	NORFOLK	HTL 4	A2	1	1	1		
				1*	1	1		
CVS 36 ANTETAM	NEW YORK	TF 1	A2		1	1	1	1
		TF 1	A6	1				
				1*	1	1	1	1
CVS 39 CHMPLAN	MAYPORT	TF 1	A2	1	1	1	1	1
				1*	1	1	1	1
CVA 38 SHANGRL	MAYPORT	TF 1	A2	1	1	1	1	1
		HUS 1A	A7	1				
				2*	1	1	1	1
CVA 42 FDR	MAYPORT	TF 1	A2		1	1	1	1
		TF 1	A8	2				
				2*	1	1	1	1
CVA 59 FORSTAL	NORFOLK	TF 1	A2	1	1	1	1	1
				1*	1	1	1	1
CVA 60 SARATOG	NEW YORK	TF 1	A2	1	1	1	1	1
				1*	1	1	1	1
CVS 45 VALYFRG	NORFOLK	TF 1	A2	1	1	1	1	1
				1*	1	1	1	1
CVS 18 WASP	NORFOLK	TF 1	A2	1	1	1	1	1
				1*	1	1	1	1
CVA 62 INDPEND	NORFOLK	A4D 2	A1	1				
		TF 1	A2	1	1	1	1	1
				2*	1	1	1	1
CVA 63 KITTYHW	CAMDEN	TF 1	A2	1	1	1	1	
				1*	1	1	1	
CVA 64 CONSTEL	NEW YORK	TF 1	A2		1	1	1	1
		TF 1	A8	1				
				1*	1	1	1	1
CVA 65 ENTERPR	NORFOLK	TF 1	A2			1	1	1
				*		1	1	1
MARINE AIR FMF & FORCE AVIATION HDQTR SQDNS								
HS FMFLNT	NORFOLK	R5D 5R	A2	1	1	1	1	1
		R4Y 1	A2	1	1	1	1	1
		F9F 8T	A4		2	2	2	2
		F9F 8T	A6	2				
		SNB 5	A6	2	2	2	2	2
				6*	6	6	6	6
MARINE FLEET TRAINING SQDNS								
VMT 1	CHERRY POINT	F9F 8T	A2	20	20	20	20	20
		F9F 8T	B	1				
		F9F 8T	D5	1				
				22*	20	20	20	20
MARINE CORPS AIR STATIONS								
MCAS	CHERRY POINT	F3H 2	D5	2				
				2*				
NAVAL ATTACHES AND MISSIONS LANT								
ATT ATHENS	GREECE	UF 2	A2		1	1	1	1
		UF 2	A8	1				
				1*	1	1	1	1
ATT CAIRO	EGYPT	R4D 5 6	A8		1	1	1	1
		R4D 6	A8	1				
				1*	1	1	1	1
ATT MEXICO CTY	MEXICO	R4D 5 6	A8		1	1	1	1
		R4D 5	A8	1				
				1*	1	1	1	1
ATT NEW DELHI	INDIA	R4D 5 6	A8		1	1	1	1
		R4D 6	A8	1				
				1*	1	1	1	1
ATT OSLO	NORWAY	UF 2	A2		1	1	1	1
		UF 2	A8	1				
				1*	1	1	1	1
ATT CAPETOWN	SO AFRICA	R4D 5 6	A8		1	1	1	1
		R4D 6	A8	1				
				1*	1	1	1	1
ATT TEHRAN	IRAN	R4D 5 6	A8		1	1	1	1
		R4D 6	A8	1				
				1*	1	1	1	1
MISSION ANKARA	TURKEY	R4D 5 6	A8		1	1	1	1
		R4D 5	A2	1				
				1*	1	1	1	1
MISSION BOGOTA	COLOMBIA	R4D 5 6	A8		1	1	1	1
		R4D 5	A8	1				
				1*	1	1	1	1
MISSION PTAUPR	HAITI	HRS 3	A8	1	1	1	1	1
				1*	1	1	1	1
MISSION LIMA	PERU	R4D 5 6	A8		1	1	1	1
		R4D 5	A2	1				
				1*	1	1	1	1
MISSION QUITO	ECUADOR	R4D 5 6	A8		1	1	1	1
		R4D 6	A8	1				
				1*	1	1	1	1
MISSION RIO DJ	BRAZIL	R4D 6R	A8	1	1	1	1	1
				1*	1	1	1	1
MISSION VLPRSO	CHILE	R4D 5 6	A8		1	1	1	1
		R4D 6	A8	1				
				1*	1	1	1	1
MISSION CARACA	VENZUELA	SNB 5	A8		1	1	1	1
				*	1	1	1	1
NAV ADV GROUP	BUENOS AIRES	R4D 5 6	A8		1	1	1	1
		R4D 5	A8	1				
				1*	1	1	1	1
PROGRAM OPERATING				1926	1962	1987	1975	1973
OPERATIONAL POOL				286				
TOTAL PROGRAM				2212				
NON PROGRAM (INCLUDING DRONES)				12				
TOTAL INVENTORY				2224				

[redacted]

[redacted]

TOTAL PROGRAM AND NON-PROGRAM AIRCRAFT

DECLASSIFIED

TABLE 2 LOCATION OF AIRCRAFT INVENTORY AND PLANNED OPERATING ASSIGNMENTS

BY COMMAND AND UNIT

PAC UNIT	LOCATION	MODEL	INVENTORY STATUS	INVENTORY NO. ON BOARD	PLANNED OPT'G ASSIGNMENTS 31 MAR 1961	30 JUN 1961	30 SEP 1961	31 DEC 1961
CARRIER AIR GROUPS								
CVG 2								
VA 23	ABD MIDWAY	A4D 2	A1	11	12	12	12	12
				11*	12	12	12	12
VF 24	ABD MIDWAY	F8U 2	A1	13	14	14	14	14
		F8U 2	HF	1				
				14*	14	14	14	14
VA 22	ABD MIDWAY	A4D 2	A1	11	12	12	12	12
		A4D 2	G6	1				
				12*	12	12	12	12
VF 21	ABD MIDWAY	F3H 2	A1	10	14	14	14	14
		F3H 2	B	1				
		F3H 2	G5	1				
				12*	14	14	14	14
VA 25	ABD MIDWAY	AD 7	A1	12	12	12	12	12
				12*	12	12	12	12
VAH 8	ABD MIDWAY	A3D 2	A1	9	9	9	9	9
				9*	9	9	9	9
CVG 5								
VF 51	MIRAMAR	F8U 1	A1	12	14	14	14	14
		F8U 1	G6	1				
				13*	14	14	14	14
VA 52	MIRAMAR	AD 6	A1	12	12	12	12	12
				12*	12	12	12	12
VF 53	MIRAMAR	F3H 2	A1	8	14	14	14	14
		F3H 2	D5	9				
		F3H 2	EE	1				
		F3H 2	G6	1				
				19*	14	14	14	14
VA 55	MIRAMAR	A4D 2	A1	13	12	12	12	12
				13*	12	12	12	12
VA 56	MIRAMAR	A4D 2	A1	11	12	12	12	12
		A4D 2	B	1				
		A4D 2	D5	3				
				15*	12	12	12	12
VAH 4	WHDBY ISLAND	A3D 2	A1	9	13	12	14	14
		A3D 2	D5	4				
				13*	13	12	14	14
VAH 4 C	ABD HANCOCK	A3D 2	A1	2				
		A3D 2	EV	1				
				3*				
CVG 9								
VF 91	ALAMEDA	F8U 2	A1	13	14	14	14	14
				13*	14	14	14	14
VF 92	ALAMEDA	F3H 2	A1	13	14	14	14	14
		F3H 2	D5	3				
		F3H 2	G5	1				
				17*	14	14	14	14
VA 93	ALAMEDA	A4D 2N	A1	12	12	12	12	12
		A4D 2N	B	1				
				13*	12	12	12	12
VA 94	ALAMEDA	A4D 2	B	1				
		A4D 2N	A1	12	12	12	12	12
				13*	12	12	12	12
VA 95	ALAMEDA	AD 7	A1	12	12	12	12	12
		AD 7	F1	1				
		AD 5	B	1				
				14*	12	12	12	12
VAH 6	WHDBY ISLAND	A3D 2	A1	12	12	12	12	12
		A3D 2	B	1				
				13*	12	12	12	12
VAH 10	WHDBY ISLAND	A3D 2	A1			3	12	12
				*		3	12	12
CVG 11								
VF 111	ABD HANCOCK	F11F 1	A1	10				
		F11F 1	B	1				
		F11F 1	G6	1				
		F11F 1	HF	1				
		F8U 2N	A1		14	14	14	14
				13*	14	14	14	14
VA 112	ABD HANCOCK	A4D 2	A1	11				
		A4D 2	G5	1				
		A4D 2N	A1		12	12	12	12
				12*	12	12	12	12
VA 113	ABD HANCOCK	A4D 2	A1	10				
		A4D 2	G6	1				
		A4D 2N	A1		12	12	12	12
				11*	12	12	12	12
VF 114	ABD HANCOCK	F3H 2	A1	12	14	14	14	14
				12*	14	14	14	14
VA 115	ABD HANCOCK	AD 7	A1	10				
		AD 7	HF	1				
		AD 6	A1		12	12	12	12
				11*	12	12	12	12
RCVG 12								
VF 121	MIRAMAR	F3H 2	A		30	30	22	22
		F3H 2	A4	20				
		F3H 2	D5	10				
		F4H 1	A4	2	14	14	28	28
		F9F 8T	A4	1				
		F9F 8T	A6		1	1	1	1
		F3D 2T2	A1		8	8	8	8
		F3D 2T2	A4	10				
				43*	53	53	59	59
VA 122	SAN DIEGO	AD 7	A1		10	10	10	10
		AD 7	A4	4				
		AD 6	A1		12	12	12	12
		AD 6	A4	18				
		AD 5	B	2				
		T 28B	A4	7	8	8	8	8
		T 28B	G5	1				
				32*	30	30	30	30
VF 124	MOFFETT FLD	F8U 2	A4	9	10	10	10	10
		F8U 2	D5	1				
		F8U 1	A4	11	15	15	15	15
		F8U 1	B	4				
		F8U 1	D5	1				
		F8U 1E	A4	5				
		F8U 1E	B	2				
		F8U 1E	D5	1				
		F8U 2N	A4	12	12	12	12	12
		F9F 8T	A4	22	26	26	26	26
		F9F 8T	B	4				
		F9F 8T	D5	3				
				75*	63	63	63	63
VA 125	MOFFETT FLD	A4D 2	A4	4	5	15	15	15
		A4D 2N	A4	18	17	17	17	17
		A4D 1	A4	10	10			
		A4D 1	B	4				
		A4D 1	D5	1				
		A4D 1	G6	1				
		AD 5	A4		4	4	4	4
		AD 5	B	2				
				40*	36	36	36	36
VA 126	MIRAMAR	A4D 2	A4		5	20	26	26
		A4D 2	B	1				
		A4D 1	A4	12	15			
		A4D 1	B	11				
		A4D 1	D5	1				
		A4D 1	G6	2				
		FJ 4B	A4	14	12	12	6	6
		FJ 4B	B	1				
		F9F 8T	A4	18	23	23	23	23
		F9F 8T	D5	5				
				65*	55	55	55	55
VAH 123	WHDBY ISLAND	A3D 1Q	A4	1				
		A3D 2T	A4	4				
		A3D 2T	A5		4	4	3	3
		A3D 2T	B	1				
		A3D 2T	G5	1				
		A3D 2	A4				2	2
		A3D 1	A4	9				
		A3D 1	A5		10	10	10	10
		A3D 1	D5	4				
		F9F 8T	A4	4	4	4	4	4
		F9F 8T	B	1				
				25*	18	18	19	19

[redacted]

TOTAL PROGRAM & NON-PROGRAM AIRCRAFT

DECLASSIFIED

TABLE 2 LOCATION OF AIRCRAFT INVENTORY AND PLANNED OPERATING ASSIGNMENTS

BY COMMAND AND UNIT

PAC UNIT	LOCATION	MODEL	INVENTORY STATUS	INVENTORY NO ON BOARD	PLANNED OPT'G. ASSIGNMENTS 31 MAR 1961	30 JUN 1961	30 SEP 1961	31 DEC 1961
CVG 14								
VF 141	MIRAMAR	F3H 2	A1	5	14	14	14	14
		F3H 2	D5	4				
				9*	14	14	14	14
VF 142	MIRAMAR	F8U 2	A1	13	14	14	14	14
		F8U 2	D5	4				
				17*	14	14	14	14
VA 144	MIRAMAR	FJ 4B	A1	9	12	12	12	12
		FJ 4B	D5	4				
				13*	12	12	12	12
VA 145	MIRAMAR	AD 6	A1	8	12	12	12	12
		AD 6	A2	1				
				9*	12	12	12	12
VA 146	MIRAMAR	FJ 4B	A1	8	12	12	12	12
		FJ 4B	D5	4				
		FJ 4B	EV	1				
				13*	12	12	12	12
CVG 15								
VF 151	ABD CORALSEA	F3H 2	A1	11	14	14	14	14
		F3H 2	G6	1				
				12*	14	14	14	14
VA 152	ABD CORALSEA	AD 6	A1	11	12	12	12	12
		AD 6	G6	1				
				12*	12	12	12	12
VA 153	ABD CORALSEA	A4D 2	A1	11	12			
		A4D 2	EV	1				
		A4D 2	G6	1				
		A4D 2N	A1			12	12	12
				13*	12	12	12	12
VF 154	ABD CORALSEA	F8U 1E	A1	12	14	14		
		F8U 2N	A1				14	14
				12*	14	14	14	14
VA 155	ABD CORALSEA	A4D 2	A1	10	12	12	12	12
		A4D 2	G5	1				
		A4D 2	G6	1				
				12*	12	12	12	12
VAH 2	ABD CORALSEA	A3D 2	A1	11	11	9	9	9
				11*	11	9	9	9
CVG 19								
VF 191	MOFFETT FLD	F8U 1	A1	14	14	14	14	
		F8U 2N	A1					14
				14*	14	14	14	14
VA 192	MOFFETT FLD	A4D 2N	A1	11	12	12	12	12
		A4D 2N	B	1				
		A4D 2N	G6	1				
				13*	12	12	12	12
VF 193	MOFFETT FLD	F3H 2	A1	11	14	14	14	14
		F3H 2	G5	5				
				16*	14	14	14	14
VA 195	MOFFETT FLD	A4D 2N	A1	11	12	12	12	12
		A4D 2N	B	1				
		A4D 2N	G5	1				
				13*	12	12	12	12
VA 196	MOFFETT FLD	AD 6	A1	12	12	12	12	12
				12*	12	12	12	12
CVG 21								
VF 211	ABD LEXINGTN	F8U 1	A1	12	14	14	14	14
				12*	14	14	14	14
VA 212	ABD LEXINGTN	FJ 4B	A1	11	12	12	12	12
				11*	12	12	12	12
VF 213	ABD LEXINGTN	F3H 2	A1	12	14	14	14	14
				12*	14	14	14	14
VA 215	ABD LEXINGTN	AD 6	A1	12	12	12	12	12
				12*	12	12	12	12
VA 216	ABD LEXINGTN	FJ 4B	A1	11	12	12	12	12
				11*	12	12	12	12
VAH 4 L	CUBI PNT	A3D 2	A1	3				
				3*				

PAC UNIT	LOCATION	MODEL	INVENTORY STATUS	INVENTORY NO ON BOARD	PLANNED OPT'G. ASSIGNMENTS 31 MAR 1961	30 JUN 1961	30 SEP 1961	31 DEC 1961
COMPOSITE PHOTOGRAPHIC SQDNS								
VCP 61	AGANA	F8U 1P	A1	8	12	12	12	12
		F8U 1P	D5	2				
		A3D 2P	A1	6	6	6	6	6
		A3D 2P	D5	1				
		F9F 8T	A1		2	2	2	2
		F9F 8T	A4	2				
				19*	20	20	20	20
DET C	ABD HANCOCK	F8U 1P	A1	3				
				3*				
VCP 63	MIRAMAR	F8U 1P	A1	14	20	20	20	20
		F8U 1P	B	1				
		F8U 1P	D5	2				
		A3D 2P	A1	3	4	4	3	3
		A3D 2P	B	1				
		A3D 2P	D5	1				
		F9F 8T	B	1				
		F9F 8T	D5	1				
				24*	24	24	23	23
DET A	ABD MIDWAY	F8U 1P	A1	2				
		F8U 1P	G6	1				
				3*				
DET L	ABD LEXINGTN	F8U 1P	A1	3				
				3*				
AIR EARLY WARNING SQDNS								
VAW 11	SAN DIEGO	AD 5Q	A1	8	8	8	8	8
		TF 1Q	A1	2	2	2	2	2
		WF 2	A1	16	14	17	19	20
		WF 2	B	2				
		AD 5W	A1	13	22	19	17	16
				41*	46	46	46	46
DET A	ABD MIDWAY	WF 2	A1	3				
				3*				
DET Q	ABD BENINGTN	AD 5W	A1	4				
				4*				
DET R	ABD KEARSGE	AD 5W	A1	4				
				4*				
VAW 13	AGANA	AD 5Q	A1	9	8	8	8	8
		WF 2	A1	2	12	12	12	12
		WF 2	B	1				
		AD 5W	A1	4				
				16*	20	20	20	20
DET C	ABD HANCOCK	WF 2	A1	3				
				3*				
DET D	ABD CORALSEA	WF 2	A1	3				
				3*				
INTERCEPTOR SQDN								
VFAW 3	SAN DIEGO	F4D 1	A1	21	25	25	25	25
		F4D 1	B	5				
		F4D 1	D5	2				
		F4D 1	G6	2				
		F9F 8T	B	2				
				32*	25	25	25	25
FLEET AIR RECONNAISSANCE SQDNS								
VQ 1	ATSUGI	A3D 2Q	A1	9	8	8	8	8
		WV 2Q	A1	3	3	3	3	3
		WV 2Q	D6	1				
		F9F 8T	A4	1				
		F9F 8T	A6		1	1	1	1
				14*	12	12	12	12
CARRIER ANTI SUBMARINE GROUPS								
CVSG 53								
VS 21	SAN DIEGO	S2F 1	A1	3	10	10	10	10
		S2F 1	HF	1				
		S2F 1S	A1	7				
				11*	10	10	10	10
VS 29	SAN DIEGO	S2F 1	A1	2	10	10	10	10
		S2F 1	B	1				
		S2F 1S	A1	8				
				11*	10	10	10	10
HS 6	SAN DIEGO	HSS 2	A1				1	7
		HSS 1	A1	11	10	10		
		HSS 1N	A1	5	6	6	15	9
				16*	16	16	16	16

DECLASSIFIED

CONFIDENTIAL

TOTAL PROGRAM & NON-PROGRAM AIRCRAFT

TABLE 2 LOCATION OF AIRCRAFT INVENTORY AND PLANNED OPERATING ASSIGNMENTS

BY COMMAND AND UNIT

PAC UNIT	LOCATION	MODEL	INVENTORY STATUS	INVENTORY NO ON BOARD	PLANNED OPT'G. ASSIGNMENTS 31 MAR 1961	30 JUN 1961	30 SEP 1961	31 DEC 1961
CVSG 59								
VS 33	ABD BENINGTN	S2F 1	A1	1	10	10	10	10
		S2F 1	B	1				
		S2F 1S	A1	9				
				11*	10	10	10	10
VS 38	ABD BENINGTN	S2F 1	A1	2	10	10	10	10
		S2F 1S	A1	8				
		S2F 1S	B	1				
				11*	10	10	10	10
HS 8	ABD BENINGTN	HSS 1	A1	15	15	10		
		HSS 1N	A1			6	16	16
				15*	15	16	16	16
CVSG 55								
VS 23	LOS ALAMITOS	S2F 1	A1	6	10	10	10	10
		S2F 1	D5	1				
		S2F 1S	A1	4				
		S2F 1S	D5	1				
				12*	10	10	10	10
VS 25	LOS ALAMITOS	S2F 1	A1	7	10	10	10	10
		S2F 1S	A1	2				
		S2F 1S	D5	3				
				12*	10	10	10	10
HS 4	REAM FIELD	HSS 1N	A1	8	16	16	16	16
		HSS 1NX	G4	4				
				12*	16	16	16	16
CVSG 57								
VS 35	LOS ALAMITOS	S2F 3	A1		2	8	10	10
		S2F 1	A1	5	8	2		
		S2F 1	D5	1				
		S2F 1S	A1	3				
		S2F 1S	D5	1				
		S2F 1S1	A1	1				
				11*	10	10	10	10
VS 37	LOS ALAMITOS	S2F 3	A1			2	8	10
		S2F 1	A1	5	10	8	2	
		S2F 1	B	1				
		S2F 1	D5	1				
		S2F 1S	A1	2				
		S2F 1S	D5	4				
				13*	10	10	10	10
HS 2	LOS ALAMITOS	HSS 2	A1				12	16
		HSS 1	A1	13	6	6		
		HSS 1N	A1		10	10	4	
		HSS 1NX	A1	1				
		HSS 1NX	G4	1				
				15*	16	16	16	16
RCVSG 51								
VS 41	SAN DIEGO	S2F 3	A1		2	2	2	2
		S2F 2	A1	1				
		S2F 1	A1	7	7	7	7	7
		S2F 1S	A1	1				
		S2F 1S1	A1	1				
				10*	9	9	9	9
HS 10	REAM FIELD	HSS 2	A1				2	2
		HSS 1	A1	4	2	2		
		HSS 1N	A1	1	5	5	5	5
		HSS 1NX	A1	3				
		HSS 1NX	G4	1				
				9*	7	7	7	7
PATROL SQDNS LAND PLANE								
VP 1	KODIAK	P2V 7S	A1	11	11	11	11	11
		P2V 7S	B	1				
				12*	11	11	11	11
VP 2	WHDBY ISLAND	P2V 7S	A1	9	11	11	11	11
		P2V 7S	B	3				
		P2V 7S	D5	3				
				15*	11	11	11	11
VP 4	NAHA	P2V 5FS	A1	12	11	11	11	11
		P2V 5FS	B	1				
				13*	11	11	11	11
VP 6	BARBERS PNT	P2V 5FS	A1	12	11	11	11	11
				12*	11	11	11	11
VP 9	ALAMEDA	P2V 7S	A1	11	11	11	11	11
				11*	11	11	11	11
VP 17	WHDBY ISLAND	P2V 7S	A1	11	11	11	11	11
		P2V 7S	B	1				
				12*	11	11	11	11
VP 19	ALAMEDA	P2V 7S	A1	10	11	11	11	11
		P2V 7S	B	2				
		P2V 7S	D5	1				
				13*	11	11	11	11
VP 22	IWAKUNI	P2V 5FS	A1	11	11	11	11	11
		P2V 5FS	B	1				
				12*	11	11	11	11
VP 28	BARBERS PNT	P2V 5FS	A1	11	11	11	11	11
		P2V 5FS	B	1				
				12*	11	11	11	11
VP 46	SAN DIEGO	P2V 5FS	A1	1	11	11	11	11
		P5M 1	A1	5	2			
		P5M 1S	A1	5	5			
				11*	18	11	11	11
PATROL SQDNS SEA PLANE								
VP 40	SANGLEY PNT	P5M 2S	A1	7	11	11	11	11
		P5M 2S	HF	1				
		P5M 1	A1	3				
		P5M 1	B	2				
		P5M 1	G5	2				
				15*	11	11	11	11
VP 42	SAN DIEGO	P5M 2S	A1	7	7	6	6	6
		P5M 1	A1	2				
		P5M 1S	A1		1	5	5	5
				9*	8	11	11	11
VP 47	WHDBY ISLAND	P5M 2	F1	4				
		P5M 2S	A1	7	9	11	11	11
				11*	9	11	11	11
VP 48	SAN DIEGO	P5M 2S	A1	8	7	6	5	5
		P5M 1S	A1		2	5	6	6
				8*	9	11	11	11
VP 50	IWAKUNI	P5M 2S	A1	10	11	11	11	11
		P5M 2S	G5	1				
				11*	11	11	11	11
REPLACEMENT PATROL SQUADRON								
VP 31	SAN DIEGO	P2V 7S	A1	5	5	5	5	5
		P2V 5FS	A1	5	5	5	5	5
		P5M 2S	A1	2				
		P5M 2S	A4		5	5	5	5
		P5M 1	A1	2				
		R5D 5Z	A2		1	1	1	1
		R5D 5Z	A8	1				
				15*	16	16	16	16
FLEET AIR EARLY WARNING SQDNS								
VW 1	AGAÑA	WV 2	A2	10	9	9	6	6
		R7V 1	D6	1				
				11*	9	9	6	6
BARRIER SQUADRONS DISTANT WARNING								
AEWBARRONPAC	BARBERS PNT	WV 2	A2	24	25	25	25	25
		WV 2	D6	7				
		R7V 1	A5	5	5	5	5	5
				36*	30	30	30	30
HELICOPTER UTILITY SQDNS								
HU 1	REAM FIELD	HRS 3	A1		7	8	8	7
		HRS 3	A2	5				
		HU2K 1	A1				12	16
		HUS 1A	A2	2	3	3	3	2
		HUL 1	A2	5	6	6	6	6
		HUP 3	A2	14	14	15	13	10
		HUP 2	A2	5	7	9	2	
		HTL 7	A2	1				
		HTL 7	A4		2	2	2	2
				32*	39	43	46	43
DET 1	ATSUGI	HUS 1	A2	1				
		HUL 1	A2	1				
		HUP 3	A2	3	2	2	2	2
		HUP 2	A2	8				
				13*	2	2	2	2
DET A	ABD MIDWAY	HUP 3	A2		2	2		
				*	2	2		
DET B	ABD TICNDRGA	HUP 3	A2			2	2	2
				*		2	2	2
DET D	ABD CORALSEA	HUP 3	A2		2			
				*	2			

CONFIDENTIAL

TOTAL PROGRAM & NON-PROGRAM AIRCRAFT

DECLASSIFIED

TABLE 2 LOCATION OF AIRCRAFT INVENTORY AND PLANNED OPERATING ASSIGNMENTS

BY COMMAND AND UNIT

PAC UNIT	LOCATION	MODEL	INVENTORY STATUS	INVENTORY NO ON BOARD	PLANNED OPT'G ASSIGNMENTS 31 MAR 1961	30 JUN 1961	30 SEP 1961	31 DEC 1961
HU 1 DET E	ABD RICHARD	HUP 3	A2			2	2	
				*		2	2	
DET L	ABD LEXINGTN	HUP 3	A2		2			
				*	2			
DET M	ABD RANGER	HUP 3	A2				2	2
				*			2	2
UNIT 9	ABD CARTER H	HUP 2	A2		1			
				*	1			
FLEET TACTICAL SUPPORT SQDNS								
VR 21	BARBERS PNT	R6D 1	A2	12	12	12	12	12
		R6D 1Z	A2	2	2	2	2	2
		R5D 2Z	A2	2	1	1	1	1
				16*	15	15	15	15
DET	ALAMEDA	R4Y 1	A2	4	4	4	4	4
		TF 1	A2	3	4	4	4	4
		TF 1	D5	1				
				8*	8	8	8	8
DET	ATSUGI	R5D 2Z	A2	1	1	1	1	1
		TF 1	A2	5	6	6	6	6
		TF 1	B	1				
		TF 1	D5	1				
		TF 1	G6	1				
				9*	7	7	7	7
MARINE HEADQUARTERS SQDNS								
MARS 17	IWAKUNI	R5D 2 3	A2		2	2	2	2
		R5D 3	A2	2				
		R4D 8	A2	5	4	4	4	4
		F9F 8T	A6	5	5	5	5	5
		F9F 8T	B	1				
		SNB 5	A4	3				
		SNB 5	A6		2	2	2	2
		HRS 3	A1		2	2	2	2
		HRS 3	A2	2				
				18*	15	15	15	15
H&MS 11	ATSUGI	F8U 1E	G6	1				
		F4D 1	D5	10				
		R4D 8	A2	1	1	1	1	1
		F9F 8T	A2		2	2	2	2
		F9F 8T	A4	2				
		F9F 8T	B	1				
				15*	3	3	3	3
H&MS 12	CUBI PNT	R4D 8	A2	1	1	1	1	1
		F9F 8T	A2		2	2	2	2
		F9F 8T	A4	1				
		F9F 8T	B	1				
		F9F 8T	D5	1				
				4*	3	3	3	3
H&MS 13	KANEOHE	F8U 1	B	1				
		F8U 1E	B	1				
		FJ 4B	B	3				
		R5D 4R	A2	1	1	1	1	1
		R4D 6	A2	1				
		F9F 8T	A2		3	3	3	3
		F9F 8T	A4	3				
				10*	4	4	4	4
H&MS 15	EL TORO	R4D 5 6	A2		1	1	1	1
		R4D 5	A2	1				
		F9F 8T	A2		3	3	3	3
		F9F 8T	A4	1				
		F9F 8T	D5	2				
				4*	4	4	4	4
H&MS 16	FUTEMA	R4D 8	A2	1	1	1	1	1
		HUS 1	B	4				
				5*	1	1	1	1
MARS 37	EL TORO	R5D 2 3	A2		1	1	1	1
		R5D 5	A2	1	1	1	1	1
		R4D 8	A2	1	2	2	2	2
		R4D 5 6	A2		1	1	1	1
		R4D 6	A2	1				
		R4D 5	A2	1				
		F9F 8T	A6	4	4	4	4	4
		SNB 5	A6	1				
				9*	9	9	9	9
H&MS 33	EL TORO	R4D 5 6	A2		1	1	1	1
		R4D 6	A2	1				
		F9F 8T	A2		3	3	3	3
		F9F 8T	A4	3				
				4*	4	4	4	4
MARINE FIGHTER SQDNS								
VMF 232	KANEOHE	F8U 1E	A1	18	20	20	20	20
		F8U 1E	C9	1				
		F8U 1E	D5	1				
				20*	20	20	20	20
VMF 312	ATSUGI	F8U 1E	A1	19	20	20	20	20
		F8U 1E	B	1				
		F8U 1E	D5	1				
				21*	20	20	20	20
VMF 323	EL TORO	F8U 1	A1	20	20	20	20	20
		F8U 1	B	2				
		F8U 1	D5	2				
		F8U 1	G6	1				
				25*	20	20	20	20
VMF 451	EL TORO	F8U 2	A1	18	20	20	20	20
		F8U 2	D5	6				
				24*	20	20	20	20
MARINE ALL WEATHER FIGHTER SQDNS								
VMFAW 115	ATSUGI	F4D 1	A1	20	20	20		
				20*	20	20		
VMFAW 314	ATSUGI	F4D 1	A1	19	20	20	20	20
				19*	20	20	20	20
VMFAW 334	EL TORO	F8U 1	A1	12				
		F8U 1	D5	4				
		F8U 1	G6	1				
		F8U 2N	A1	10	20	20	20	20
				27*	20	20	20	20
VMFAW 513	EL TORO	F4D 1	A1	17	20	20	20	20
		F4D 1	D5	3				
				20*	20	20	20	20
VMFAW 531	ATSUGI	F4D 1	A1				20	20
				*			20	20
VMFAW 542	EL TORO	F4D 1	A1	19	20	20	20	20
		F4D 1	D5	1				
				20*	20	20	20	20
MARINE ATTACK SQDNS								
VMA 121	ABD CORALSEA	A4D 2	A1	18	20			
		A4D 2	D5	1				
		A4D 2	EV	2				
		A4D 2N	A1			20	20	20
				21*	20	20	20	20
VMA 211	EL TORO	A4D 2N	A1	20	20	20	20	20
		A4D 2N	B	3				
				23*	20	20	20	20
VMA 212	CUBI PNT	A4D 2	A1					20
		FJ 4B	A1	16	20	20	20	
		FJ 4B	B	1				
		FJ 4B	D5	2				
		FJ 4B	HF	1				
				20*	20	20	20	20
VMA 214	KANEOHE	FJ 4B	A1	12	20	20	20	20
		FJ 4B	D5	10				
				22*	20	20	20	20
VMA 223	EL TORO	A4D 2N	A1	20				
		A4D 2N	B	4				
		FJ 4B	A1		20	20	20	20
				24*	20	20	20	20
VMA 311	EL TORO	A4D 2	A1	20	20	20	20	20
		A4D 2	D5	2				
				22*	20	20	20	20
VMA 324	ABD CORALSEA	A4D 2	A1	17	20	20	20	
		A4D 2	B	4				
		A4D 2	D5	4				
				25*	20	20	20	
VMA 332	IWAKUNI	A4D 2N	A1					20
				*				20
VMA 343	EL TORO	A4D 2N	A1		20	20	20	20
		FJ 4B	A1	19				
		FJ 4B	D5	2				
				21*	20	20	20	20

[redacted]

TOTAL PROGRAM & NON-PROGRAM AIRCRAFT

DECLASSIFIED

TABLE 2 LOCATION OF AIRCRAFT INVENTORY AND PLANNED OPERATING ASSIGNMENTS

BY COMMAND AND UNIT

PAC UNIT	LOCATION	MODEL	INVENTORY STATUS	INVENTORY NO ON BOARD	PLANNED OPT'G. ASSIGNMENTS 31 MAR 1961	30 JUN 1961	30 SEP 1961	31 DEC 1961
MARINE COMPOSITE PHOTOGRAPHIC SQDNS								
VMCJ 1	CUBI PNT	F8U 1P	A1	6	6	6	6	6
		F8U 1P	B	1				
		F8U 1P	D5	2				
		F3D 2Q	A1	6	7	8	8	8
		F3D 2Q	D5	1				
				16*	13	14	14	14
VMCJ 3	EL TORO	F8U 1P	A1	10	12	12	12	12
		F8U 1P	B	2				
		F8U 1P	D5	2				
		F3D 2Q	A1	9	11	11	11	11
				23*	23	23	23	23
MARINE TRANSPORT SQDNS								
VMR 253	IWAKUNI	R5D 2 3	A2		8	8	8	8
		R5D 3	A2	5				
		R5D 3	D3	1				
		R5D 2	A2	3				
		R5D 2	D3	1				
		R4Q 2	A2	8	8	8	8	8
		R4Q 2	D3	2				
				20*	16	16	16	16
VMR 352	EL TORO	R5D 2 3	A2		7	4		
		R5D 3	A2	10				
		R4Q 2	A2	3	3	1	1	1
		GV 1	A2		3	8	11	11
				13*	13	13	12	12
MARINE HELICOPTER TRANSPORT SQDNS								
HMRL 161	KANEOHE	OE 1	A2	3				
		HUS 1	A1	12	15	15	15	15
		HUS 1	B	3				
				18*	15	15	15	15
HMRL 364	SANTA ANA	HUS 1	A1		10	20	20	20
				*	10	20	20	20
HMRL 162	FUTEMA	HUS 1	A1	21	24	24		
				21*	24	24		
HMRL 163	ABD BENINGTN	HUS 1	A1	22	24	24	24	24
				22*	24	24	24	24
HMRL 261	FUTEMA	HUS 1	A1				24	24
				*			24	24
HMRL 361	SANTA ANA	HUS 1	A1	24	24	24	24	24
				24*	24	24	24	24
HMRL 362	FUTEMA	HUS 1	A1	23	24	24	24	24
		HUS 1	G6	1				
				24*	24	24	24	24
HMRL 363	EL TORO	HRS 3	A1	11	12	10		
		HUS 1	A1	7			8	16
				18*	12	10	8	16
HMRM 462	SANTA ANA	HR2S 1	A1	12	13	13	13	13
				12*	13	13	13	13
MARINE OBSERVATION SQDNS								
VMO 2	SUKIRON	OE 1	A1		10	10	10	10
		OE 1	A2	8				
		OE 1	EJ	1				
		OE 1	G6	1				
		HOK 1	A1		12	12	12	12
		HOK 1	A2	12				
		HOK 1	G5	1				
				23*	22	22	22	22
VMO 6	CAMP PENDLET	OE 2	A1	10	10	10	10	10
		HOK 1	A1	9	12	12	12	12
				19*	22	22	22	22

PAC UNIT	LOCATION	MODEL	INVENTORY STATUS	INVENTORY NO. ON BOARD	PLANNED OPT'G ASSIGNMENTS 31 MAR 1961	30 JUN 1961	30 SEP 1961	31 DEC 1961
OPERATIONAL TEST AND EVALUATION FORCE								
VX 4	POINT MUGU	F8U 2N	A4		2	2	2	2
		F8U 2N	A9	4				
		F3H 2	A9	3	3	1	1	1
		F3H 2	B	1				
		F4H 1	A9		4	4	4	4
		F4D 1	A1		1	1	1	1
		F4D 1	A9	1				
		A4D 2	A9		1	1	1	1
		A4D 2	D5	1				
		F9F 8T	A6	1	1	1	1	1
		F3D 2T2	B	1				
		SNB 5	A6	1	1	1	1	1
				13*	13	11	11	11
VX 5	CHINA LAKE	A4D 2	A9	2	2	2	2	2
		A4D 2N	A9	3	4	4	4	4
		A4D 2N	D5	1				
		A4D 1	A9	1				
		FJ 4B	A9	1	2	1	1	1
		FJ 4B	B	2				
		F9F 8T	A6	1	1	1	1	1
		SNB 5	A6	1	1	1	1	1
				12*	10	9	9	9
FLEET UTILITY AND DRONE CONTROL SQDNS								
VU 1	BARBERS PNT	FJ 4	A8	1	4	4	4	4
		FJ 4	C9	2				
		FJ 4	D5	2				
		F9F 6D	A8	1				
		FJ 3D	A1		6	6	6	6
		FJ 3D	A8	8				
		FJ 3D	B	2				
		FJ 3D2	A8	3	4	4	4	4
		FJ 3D2	D5	1				
		F9F 5KD	A1		5	5	5	5
		F9F 5KD	A8	4				
		AD 5	A2		5	5	5	5
		AD 5	A8	5				
		TV 2D	A2		3	3	3	3
		TV 2D	A8	2				
		TV 2D	B	1				
		TV 2D	EJ	1				
		SNB 5P	A8	1	1	1	1	1
		HUP 2	A2		2	2	2	2
		HUP 2	A8	2				
				36*	30	30	30	30
VU 3	BROWN FIELD	FJ 3D2	A8	4	4	4	4	4
		FJ 3D2	D5	1				
		P2V 5FD	A8	2	1	1	1	1
		JD 1D	A8	5	4	4	4	4
		F9F 8T	B	2				
				14*	9	9	9	9
VU 5	ATSUGI	FJ 4	A8	5	5	5	5	5
		JD 1	A8	3	5	5	5	5
		JD 1	X	1				
		SNB 5P	A8	1	1	1	1	1
		HUS 1A	A2		2	2	1	1
				10*	13	13	12	12
DET A	CUBI PNT	AD 5	A2		3	3	3	3
		AD 5	A8	3				
		JD 1	X	1				
				4*	3	3	3	3
DET B	NAHA	FJ 3D2	A8	3	4	4	4	4
		FJ 3D2	HF	1				
		F9F 5KD	A1		2	2	2	2
		F9F 5KD	A8	2				
		P2V 5FD	A8	1	1	1	1	1
		P2V 5FD	B	1				
		SNB 5P	A8		1	1	1	1
		SNB 5P	B	1				
		HUS 1A	B	1				
				10*	8	8	8	8
VU 7	BROWN FIELD	F8U 1	A8		5	10	12	12
		FJ 4	A8	12	18	14	14	14
		FJ 4	B	7				
		FJ 4	G6	1				
		R4D 5 6	A8		1	1	1	1
		R4D 5	A8	1				
		JD 1	A8	11	10	10	10	10
		SNB 5P	A8	2	2	2	2	2
				34*	36	37	39	39

[redacted]

[redacted]

DECLASSIFIED

TOTAL PROGRAM & NON-PROGRAM AIRCRAFT

TABLE 2 LOCATION OF AIRCRAFT INVENTORY AND PLANNED OPERATING ASSIGNMENTS

BY COMMAND AND UNIT

PAC UNIT	LOCATION	MODEL	INVENTORY STATUS	INVENTORY NO ON BOARD	PLANNED OPT'G. ASSIGNMENTS 31 MAR 1961	30 JUN 1961	30 SEP 1961	31 DEC 1961
FLEET BASES OVERSEAS								
NAS	AGANA	R5D 2 3	A2		1	1	1	1
		UF 2	A2	2	3	3	3	
		UF 1	A2	1				3
		SNB 5	A6	1	1	1	1	1
		SNB 5	B	1				
		HRS 3	A2	2	2	2	2	2
		HUK 1	A2	2				
				9*	7	7	7	7
NAS	ATSUGI	F8U 1	B	4				
		FJ 4B	D5	2				
		AD 6	B	1				
		R5D 2 3	A2		1	1	1	1
		R5D 3	D3	1				
		R5D 2	A2	1				
		UF 1	A2	2	3	3	3	3
		F9F 8T	A6	6	7	7	7	7
		F9F 8T	D5	1				
		SNB 5	A6	6	6	6	6	6
		SNB 5	B	1				
		HRS 3	A1		2	2	2	2
		HRS 3	A2	2				
				27*	19	19	19	19
NAS CUBI PNT	CUBI PNT	F8U 1	HF	1				
		FJ 4B	I9	2				
		AD 7	B	1				
		AD 6	ER	1				
		UF 2	A2			1	1	1
		UF 1	A2	1	1			
		F9F 8T	A6	3	2	2	2	2
		SNB 5	A6	3	3	3	3	3
		HUK 1	A2	1	2	2	2	2
				13*	8	8	8	8
NAF	NAHA	UF 1	A2	2	2	2	2	2
		SNB 5	A6	2	3	3	3	3
				4*	5	5	5	5
NAF	OPPAMA	F8U 2	D5	1				
		F8U 1E	D5	1				
		F3H 2	G6	2				
		F4D 1	D5	1				
		A4D 2	D5	1				
		A4D 2	G6	1				
		FJ 4B	B	1				
		FJ 4B	D5	1				
		FJ 4B	G6	1				
		AD 5W	FA	4				
		OE 1	D1	1				
		R5D 3	D3	1				
		F9F 8T	D5	2				
		F9F 8T	G6	1				
		SNB 5	B	1				
		SNB 5	C9	1				
		SNB 5	D1	6				
		SNB 5	P4	1				
		HOK 1	D1	1				
		HUS 1	D1	10				
		HUS 1	G6	2				
		HUK 1	C9	1				
		HUK 1	D1	3				
		HUS 1A	C9	1				
		HUS 1A	D1	2				
		HUP 2	D1	2				
		HUP 2	G6	1				
				51*				
NAVSTA	SANGLEY PNT	R5D 2 3	A2		1	1	1	1
		R5D 2	A8	1				
		R4D 5 6	A2		2	2	2	2
		R4D 6	A8	2				
		SNB 5	A6	1	1	1	1	1
		HUK 1	A2	1	1	1	1	1
				5*	5	5	5	5
COMUSTDC	TAIWAN	R4D 8Z	A2	1	1	1	1	1
				1*	1	1	1	1
DET A 7TH FLT	TAIWAN	TF 1	A8		1	1	1	1
		TF 1	D5	1				
				1*	1	1	1	1
COMNAVFORJAPAN	YOKOSUKA	R4D 8	A2	1	1	1	1	1
				1*	1	1	1	1
COMNAVFORKOREA	SEOUL	SNB 5	A8	2	2	2	2	2
				2*	2	2	2	2
NAMD	IWAKUNI	UF 1	A2		1	1	1	1
		SNB 5	A6		2	2	2	2
				*	3	3	3	3

PAC UNIT	LOCATION	MODEL	INVENTORY STATUS	INVENTORY NO ON BOARD	PLANNED OPT'G. ASSIGNMENTS 31 MAR 1961	30 JUN 1961	30 SEP 1961	31 DEC 1961
NAVAL BASES AND NAVAL AIR STATIONS								
NAS ALAMEDA	ALAMEDA	F8U 2	C9	1				
		F8U 1	C9	1				
		F8U 1	G6	1				
		F4D 1	C9	2				
		FJ 3D2	C9	1				
				6*				
NAS NORTH ISL	SAN DIEGO	F3H 2	D5	2				
		P5M 1	B	1				
		TF 1	B	1				
				4*				
NAS MIRAMAR	MIRAMAR	F8U 2	B	1				
		F11F 1	R	1				
				2*				
NAS MOFFETT	MOFFETT FLD	F8U 2	B	1				
		F8U 1	B	3				
		A4D 2N	B	30				
				34*				
FOURTEENTH NAVAL DISTRICT								
PMRFAC	KWAJALEIN	UF 2	A2	5	5	5	5	5
				5*	5	5	5	5
NAS 14 NAVDST	BARBERS PNT	F9F 5KD	FA	1				
		P2V 5FS	B	5				
		R5D 2 3	A2		1	1	1	1
		R5D 3	A2	1				
		R4D 8	A2	1	1	1	1	1
		TF 1	C9	1				
		UF 1	B	1				
		F9F 8T	A6	2	3	3	3	3
		F9F 8T	C9	1				
		TV 2D	FA	1				
		SNB 5	A6	8	8	8	8	8
		SNB 5	FA	1				
		SNB 5P	B	1				
		HUK 1	A2		2	2	2	2
		HUK 1	FA	1				
				25*	15	15	15	15
NAVSTA 14 ND	MIDWAY	UF 2	A2	3	3	3	3	3
		HUK 1	A2	1	1	1	1	1
				4*	4	4	4	4
SEVENTEENTH NAVAL DISTRICT								
NAVSTA 17 ND	ADAK	UF 2	A2	2	2	2	2	2
				2*	2	2	2	2
NAVSTA 17 ND	KODIAK	R5D 2 3	A2		2	2	2	2
		R5D 3	A2	2				
		UF 2	A2	1	1	1	1	1
				3*	3	3	3	3
CV AND AV UTILITY AIRCRAFT								
CVA 61 RANGER	ALAMEDA	TF 1	A2	1	1	1	1	1
				1*	1	1	1	1
LPH 5 PRINCETN	PT HUENEME	HRS 3	A1	1				
				1*				
LPH 6 THETIS R	LOS ANGELES	HRS 3	A6	1				
				1*				
CVA 31 RICHARD	ALAMEDA	TF 1	A2	1	1	1	1	1
				1*	1	1	1	1
CVS 33 KERSRGE	LONG BEACH	TF 1	A2	1	1	1	1	1
				1*	1	1	1	1
CVS 12 HORNET	BREMERTON	TF 1	A2	1	1	1	1	1
		TF 1	D5	1				
				2*	1	1	1	1
CVS 20 BENNING	SAN DIEGO	TF 1	A2	1	1	1	1	1
				1*	1	1	1	1
CVS 10 YORKTWN	BREMERTON	TF 1	A2	1	1	1	1	1
				1*	1	1	1	1
CVA 14 TCNDRGA	ALAMEDA	TF 1	A2	1	1	1	1	1
				1*	1	1	1	1
CVA 16 LEXIGTN	LOS ANGELES	TF 1	A2	1	1	1		
				1*	1	1		
CVA 19 HANCOCK	SAN DIEGO	TF 1	A2	1	1	1	1	1
				1*	1	1	1	1

[redacted]

DECLASSIFIED

[redacted]

TOTAL PROGRAM & NON-PROGRAM AIRCRAFT

TABLE 2 LOCATION OF AIRCRAFT INVENTORY AND PLANNED OPERATING ASSIGNMENTS

BY COMMAND AND UNIT

PAC UNIT	LOCATION	MODEL	INVENTORY STATUS	INVENTORY NO ON BOARD	PLANNED OPT'G. ASSIGNMENTS 31 MAR 1961	30 JUN 1961	30 SEP 1961	31 DEC 1961
CVA 34 ORISKNY	ALAMEDA	TF 1	A2	1	1	1	1	1
		TF 1	D5	1				
				2*	1	1	1	1
CVA 41 MIDWAY	ALAMEDA	TF 1	A2	1	1	1	1	1
				1*	1	1	1	1
CVA 43 CRL SEA	ALAMEDA	TF 1	A2	1	1	1	1	1
				1*	1	1	1	1
MARINE AIR FMF & FORCE AVIATION HQTRS SQDN								
FHS AFMFPAC	EL TORO	R5D 4R	A2		1	1	1	1
		R5D 4R	A8	1				
		R4D 8	A2		1	1	1	1
		R4D 8	A6	1				
		R4Y 1	A2		1	1	1	1
		R4Y 1	A8	1				
		F9F 8T	A6	2	2	2	2	2
		SNB 5	A6	1	1	1	1	1
				6*	6	6	6	6
MARINE FLEET TRAINING SQDNS								
VMT 2	EL TORO	F9F 8T	A2		20	20	20	20
		F9F 8T	A4	22				
		F9F 8T	D5	1				
				23*	20	20	20	20
FLT BASES OVERSEAS USMC								
MCAS 14 ND	KANEOHE	R4D 5 6	A8		1	1	1	1
		R4D 6	A2	1				
		F9F 8T	A6	2	2	2	2	2
		SNB 5	A6	2	2	2	2	2
		HRS 3	A2	2	2	2	2	2
				7*	7	7	7	7

PAC UNIT	LOCATION	MODEL	INVENTORY STATUS	INVENTORY NO ON BOARD	PLANNED OPT'G ASSIGNMENTS 31 MAR 1961	30 JUN 1961	30 SEP 1961	31 DEC 1961
MCAF FUTEMA	OKINAWA	SNB 5	A6	2	2	2	2	2
				2*	2	2	2	2
MCAF IWAKUNI	IWAKUNI	UF 1	A2	2				
		SNB 5	A6	2				
				4*				
NAVAL ATTACHES AND MISSIONS PAC								
ATT DJAKARTA	JAVA	R4D 5 6	A8		1	1	1	1
		R4D 6	A8	1				
				1*	1	1	1	1
ATT CANBERRA	AUSTRALIA	R4D 5 6	A8		1	1	1	1
		R4D 6	A8	1				
				1*	1	1	1	1
MAAG BANGKOK	THAILAND	SNB 5	A6	1				
		SNB 5	A8		1	1	1	1
		SNB 5	U	1				
				2*	1	1	1	1
MAAG SAIGON	VIETNAM	R4D 5 6	A8		1	1	1	1
		R4D 5	A8	1				
				1*	1	1	1	1
NAVSECMAAG	TAIWAN	R4D 5 6	A8		1	1	1	1
		R4D 5	A8	1				
				1*	1	1	1	1
PROGRAM OPERATING				2102	2309	2320	2334	2337
OPERATIONAL POOL				488				
TOTAL PROGRAM				2590				
NON PROGRAM (INCLUDING DRONES)				2				
TOTAL INVENTORY				2592				

NABS

NAVAL AIR BASES								
PAC MISSLE RNG	POINT MUGU	F8U 1P	A8	1	1	1	1	1
		F8U 1D	A8		2	2	2	2
		F8U 1D	A9	2				
		FJ 3D	A8		2	2	2	2
		FJ 3D	A9	2				
		FJ 3D2	A8		4	4	4	4
		FJ 3D2	A9	4				
		F9F 5KD	A8		2	2	2	2
		F9F 5KD	A9	2				
		AD 5D	A8		2	2	2	2
		AD 5D	A9	2				
		S2F 1	A8		4	4	4	4
		S2F 1	A9	4				
		P2V 5FD	A8		1	1	1	1
		WV 2	A8		3	4	4	4
		WV 2	A9	3				
		R7V 1	A8		1	1	1	1
		R7V 1	A9	1				
		R5D 2 3	A8		3	3	3	3
		R5D 3	A9	1				
		R5D 2	A9	1				
		R4D 5	A8	1	1	1	1	1
		JD 1D	A9	1				
		TV 2D	A8		2	2	2	2
		TV 2D	A9	2				
		TV 2KD	A8		1	1	1	1
		TV 2KD	A9	1				
		SNB 5P	A8	1	1	1	1	1
		T 28BD	A9	3	3	3	3	3
		HRS 3	A8		4	4	4	4
		HUS 1A	A8	1	1	1	1	1
		F9F 6K2	A8	1				
		F9F 6K2	A9	14				
		F9F 6K	A8	3				
		F9F 6K	A9	9				
		F6F 5K	A8	1				
		F6F 5K	A9	1				
		P4Y 2K	A8	3				
				65*	38	39	39	39
DET	KANEOHE	HRS 3	A9	5				
				5*				

NABS

FIRST NAVAL DISTRICT								
NAS 1 NAV DST	QUONSET PNT	R4D 8	A8	1	1	1	1	1
		R4Y 1	A8	1	1	1	1	1
		UF 2	A8	1	1			
		UF 1	A8			1	1	1
		T2V 1	A6	6	6	6	6	6
		SNB 5	A6	14	14	13	13	13
		SNB 5P	A8	1	1	1	1	1
		HUP 2	A6	1				
		HUP 2	A8	2	3	3	3	3
				27*	27	26	26	26
NAS 1 NAV DST	BRUNSWICK	P2V 5FS	A8		1	1	1	1
		P2V 5FS	A9	1				
		R4D 5 6	A8		1	1	1	1
		R4D 5	A8	1				
		UF 1	A8	1	1	1	1	1
		SNB 5	A6	1	1	1	1	1
		HUP 2	A8	1	1	1	1	1
				5*	5	5	5	5
NADU	SO WEYMOUTH	R4D 8	A8	1	1	1	1	1
		SNB 5	A6		1	1	1	1
		SNB 5	A8	1				
				2*	2	2	2	2
THIRD NAVAL DISTRICT								
NTDC	PORT WASHNGT	SNB 5	A6	1	1	1	1	1
				1*	1	1	1	1
FOURTH NAVAL DISTRICT								
NAS 4 NAV DST	JOHNSVILLE	R4D 6	A6	1				
		R4D 6	A8		1	1	1	1
		UO 1	A6	1				
		UO 1	A8		1	1	1	1
		SNB 5	A6	5	5	5	5	5
				7*	7	7	7	7
NAS 4 NAV DST	LAKEHURST	R4D 6	A8	1	1	1	1	1
		SNB 5	A6	6	6	6	6	6
				7*	7	7	7	7

[redacted]

TOTAL PROGRAM & NON-PROGRAM AIRCRAFT

TABLE 2 LOCATION OF AIRCRAFT INVENTORY AND PLANNED OPERATING ASSIGNMENTS

DECLASSIFIED

BY COMMAND AND UNIT

NABS UNIT	LOCATION	MODEL	INVENTORY STATUS	INVENTORY NO. ON BOARD	PLANNED OPT'G. ASSIGNMENTS 31 MAR 1961	30 JUN 1961	30 SEP 1961	31 DEC 1961
FIFTH NAVAL DISTRICT								
NAS 5 NAV DST	NORFOLK	S2F 2	A8	1				
		S2F 1	A8		2	2	2	2
		S2F 1	D5	1				
	(INCLUDING BWMR)	S2F 1S	A5	1				
		R5D 3	A8		1	1	1	1
		R4D 8	A8	3	3	3	3	3
		R4D 5	A8	1	1	1	1	1
		R4D 8Z	A8		1	1	1	1
		R4D 5Z	A8	1				
		R4Y 1	A8	2	3	3	3	3
		TF 1	A8	1	1	1	1	1
		UF 2	A8	1	1			
		UF 1	A8			1	1	1
		UO 1	A8	2	2	2	2	2
		SNB 5	A6	18	20	19	19	19
		SNB 5	G5	3				
		SNB 5P	A8	1	1	1	1	1
		T 28B	A8	8	8	8	8	8
				44*	44	43	43	43
NAS 5 NAV DST	OCEANA	R4D 8	A8	1	1	1	1	1
		R4D 5 6	A8		1	1	1	1
		R4D 5	A8	1				
		T2V 1	A6	6	7	7	7	7
		T2V 1	D5	1				
		TV 2	A6	1	1	1	1	1
		SNB 5	A6		3	3	3	3
		SNB 5	A8	3				
		HUP 2	A8	2	2	2	2	2
				15*	15	15	15	15
SIXTH NAVAL DISTRICT								
NAS 6 NAV DST	JACKSONVILLE	R4D 8	A8	1	1	1	1	1
		R4D 5 6	A8		2	2	2	2
		R4D 6	A8	1				
		R4D 5	A8	1				
		R4Y 1	A8	1	1	1	1	1
		UF 1	A8	1	1	1	1	1
		UO 1	A6	2				
		UO 1	A8		2	2	2	2
		TV 2	A6	5	5	5	5	5
		SNB 5	A6	5	4	4	4	4
		HUK 1	A8	1	1	1	2	2
		HUP 2	A8	1	1	1		
				19*	18	18	18	18
NAS 6 NAV DST	KEY WEST	R5D 2 3	A8		1	1	1	1
		R5D 3	A8	1				
		UF 1	A8	1	1	1	1	1
		TV 2	A6	2	1	1	1	1
		SNB 5	A6	1	1	1	1	1
		HUP 2	A8	1	1	1	1	1
				6*	5	5	5	5
NAVSTA	MAYPORT	TV 2	A6	1	1	1	1	1
		SNB 5	A6	1	1	1	1	1
		HUK 1	A8					1
		HUP 2	A8	1	1	1	1	
				3*	3	3	3	3
NAS 6 NAV DST	SANFORD	R4D 5 6	A8		2	2	2	2
		R4D 5	A8	2				
		TV 2	A6	1	1	1	1	1
		SNB 5	A6	2	2	2	2	2
		SNB 5	A8	1				
		HUP 2	A8	1	1	1	1	1
				7*	6	6	6	6
NAS 6 NAV DST	CECIL FIELD	R4D 5 6	A8		1	1	1	1
		R4D 6	A2	1				
		T2V 1	A6	4	3	3	3	3
		T2V 1	D5	1				
		SNB 5	A6	3	2	2	2	2
		T 28B	A6			2	2	2
		HUK 1	A8					1
		HUP 2	A8	1	1	1	1	
				10*	7	9	9	9
EIGHTH NAVAL DISTRICT								
NASWF	KIRTLAND AFB	R4D 8	A8	1	1	1	1	1
				1*	1	1	1	1
NINTH NAVAL DISTRICT								
COMNAVCONAD	COLORADO SPR	R4D 8	A8	2	1	1	1	1
		TV 2	A8	1	1	1	1	1
				3*	2	2	2	2
NAVCRUIT STA	DENVER	SNB 5	A6	2	2	2	2	2
				2*	2	2	2	2

NABS UNIT	LOCATION	MODEL	INVENTORY STATUS	INVENTORY NO ON BOARD	PLANNED OPT'G. ASSIGNMENTS 31 MAR 1961	30 JUN 1961	30 SEP 1961	31 DEC 1961
ELEVENTH NAVAL DISTRICT								
US NAV PAR FAC	EL CENTRO	R4D 8	A9		1	1	1	1
		R4D 6	A9	1				
				1*	1	1	1	1
NAF 11 NAV DST	CHINA LAKE	R4D 8	A8		1	1	1	1
		R4D 8	A9	1				
		R4D 6	A9	1				
		R4D 5	A8		1	1	1	1
		HRS 3	A8		1	1	1	1
		HRS 3	A9	1				
				3*	3	3	3	3
NAS 11 NAV DST	SAN DIEGO	R4D 8	A8	1	1	1	1	1
		R4D 5 6	A8		2	2	2	2
		R4D 6	A8	1				
	(INCLUDING BWMR)	R4D 5	A8	1				
		R4Y 1	A8		1	1	1	1
		UO 1	A8	2	2	2	2	2
		TV 2	A6	10	10	10	8	8
		SNB 5	A6	10	10	10	10	10
		SNB 5P	A6	1				
		T 28B	A6	4				
		T 28B	A8		4	4	6	6
				30*	30	30	30	30
NAF 11 NAV DST	LITCHFLD PRK	R4D 6	A7	1				
		R4D 6	A8		1	1	1	1
		SNB 5	A6	1	1	1	1	1
				2*	2	2	2	2
NAS 11 NAV DST	MIRAMAR	R4D 8	A8	1	1	1	1	1
		R4D 5	A8	1	1	1	1	1
		TF 1	A8	2	2	2	2	2
		T2V 1	A6	4	6	6	6	6
		T2V 1	D5	2				
		SNB 5	A6	2	2	2	2	2
		HUP 2	A8	1	1	1	1	1
				13*	13	13	13	13
NAS 11 NAV DST	POINT MUGU	TV 2	A6	2				
		TV 2	A8		3	3	3	3
		SNB 5	A6	5	5	5	5	5
		HUP 2	A8	2	2	2	2	2
				9*	10	10	10	10
NMF	PNT ARGUELLO	TV 2	A6	1	1	1	1	1
		SNB 5	A6	1	1	1	1	1
		HRS 3	A8	2	2	2	2	2
				4*	4	4	4	4
NAAS 11 NAVDST	BROWN FIELD	SNB 5	A6	1	1	1	1	1
				1*	1	1	1	1
NAAS 11 NAVDST	REAM FIELD	SNB 5	A6	1	1	1	1	1
				1*	1	1	1	1
TWELFTH NAVAL DISTRICT								
NAS 12 NAV DST	ALAMEDA	R5D 3	A2	1	1	1	1	1
		R4D 8	A8	3	3	2	2	2
		R4Y 1	A8			1	1	1
		TF 1	A2	4	4	4	4	4
		UF 1	A8	1	1	1	1	1
		UO 1	A8	2	2	2	2	2
		TV 2	A6	7	7	7	7	7
		SNB 5	A6	5	5	5	5	5
		SNB 5P	A8	1	1	1	1	1
		HUP 2	A2	1				
		HUP 2	A8		1	1	1	1
				25*	25	25	25	25
NAAS 12 NAVDST	FALLON	R5D 3	A8	1	1	1	1	1
		TV 2	A6	2	2	2	2	2
		HRS 3	A8	2	2	2	2	2
				5*	5	5	5	5
NAS 12 NAV DST	MOFFETT FLD	TF 1	A2	1	1	1	1	1
		TV 2	A6	2	1	2	2	2
		SNB 5	A6	5	5	5	5	5
		HUP 2	A8	2	2	2	2	2
				10*	9	10	10	10
NAF 12 NAVDST	MONTEREY	AD 5	A6		3	3	3	3
		T2J 1	A6	6	6	6	6	6
		SNB 5	A6	25	25	24	24	24
		T 28B	A6	11	11	11	11	11
		HUP 2	A8	1	1	1	1	1
				43*	46	45	45	45

TOTAL PROGRAM & NON-PROGRAM AIRCRAFT

TABLE 2 LOCATION OF AIRCRAFT INVENTORY AND PLANNED OPERATING ASSIGNMENTS

BY COMMAND AND UNIT

DECLASSIFIED

NABS UNIT	LOCATION	MODEL	INVENTORY STATUS	INVENTORY NO ON BOARD	PLANNED OPT'G. ASSIGNMENTS 31 MAR 1961	30 JUN 1961	30 SEP 1961	31 DEC 1961
THIRTEENTH NAVAL DISTRICT								
NAS 13 NAV DST	WHDBY ISLAND	R5D 2 3	A8		1	1	1	1
		R5D 3	A2	1				
		R4D 8	A8	1	1	1	1	1
		R4D 5 6	A8		2	2	2	2
		R4D 5	A8	2				
		TF 1	A2	1	1	1	1	1
		UF 2	A2	1				
		UF 2	A8		1	1	1	1
		TV 2	A6	2	2	2	2	2
		SNB 5	A6	2	2	2	2	2
		SNB 5P	A8	1	1	1	1	1
		HRS 3	A2	2				
		HRS 3	A8		2	2	2	2
				13*	13	13	13	13
POTOMAC RIVER NAVAL COMMAND								
NAS ANACOSTIA	ANACOSTIA	R5D 4R	A8	2	2	2	2	2
		R5D 2Z	A8	1				
		R4Y 2	A8	1	1	1	1	1
		R4Y 1	A8	4	4	4	4	4
		R4Y 1Z	A8	1	1	1	1	1
		UO 1	A8	4	4	4	4	4
		T2V 1	A6	8	8	10	10	10
		T2V 1	D5	1				
		SNB 5	A6	44	44	43	43	43
		SNB 5	Y	1				
		SNB 5P	A8	2	2	2	2	2
		T 28B	A6	11	11	11	11	11
				80*	77	78	78	78
NWL	DAHLGREN	SNB 5	A6		1	1	1	1
		SNB 5	A8	1				
				1*	1	1	1	1
NAS PTXNT RIV	PTXNT RIVER	WV 2	A8			2	2	2
		WV 2	G5	1				
		R5D 4R	A8		1	1	1	1
		R5D 4R	A9	1				
		R4D 5	A8	1	1	1	1	1
		UF 1	A2	1				
		UF 1	A8		1	1	1	1
		T2V 1	A6	5	4	4	4	4
		T2V 1	D5	1				
		SNB 5	A6	3	3	3	3	3
		HRS 3	A8	1	1	1	1	1
				14*	11	13	13	13
SEVERN RIVER NAVAL COMMAND								
NAF ANNAPOLIS	ANNAPOLIS	UF 1 1T	A3		10	10	10	10
		UF 1	A6	7				
		UF 1	B	2				
		UF 1T	A6	3				
		HUP 2	A8	1	1	1	1	1
				13*	11	11	11	11
BUWEPS INSPECTORS AND REPRESENTATIVES								
BWFLTRREP CEN	WRGT PAT AFB	R4D 8	A8	1	1	1	1	1
		SNB 5	A6	2	2	1	1	1
				3*	3	2	2	2
BWR AKRON	AKRON	SNB 5	A6	1				
		SNB 5	A8		1	1	1	1
				1*	1	1	1	1
BWR BALTIMORE	BALTIMORE	SNB 5	A8	1	1	1	1	1
				1*	1	1	1	1
BWR BUFFALO	BUFFALO	SNB 5	A6	1	1	1	1	1
				1*	1	1	1	1
BWR BURBANK	BURBANK	SNB 5	A8	1	1	1	1	1
				1*	1	1	1	1
BWR COLUMBUS	COLUMBUS	SNB 5	A6	2	2	2	2	2
				2*	2	2	2	2
BWR EST HRTFRD	EST HARTFORD	SNB 5	A8	1	1	1	1	1
				1*	1	1	1	1
BWR EL SEGUNDO	EL SEGUNDO	SNB 5	A8	1	1	1	1	1
				1*	1	1	1	1
BWR ST LOUIS	ST LOUIS	SNB 5	A8	1	1	1	1	1
				1*	1	1	1	1
BWR TETERBORO	TETERBORO	SNB 5	A8	1	1	1	1	1
				1*	1	1	1	1
AVIONICS FAC	INDIANAPOLIS	SNB 5	A8	2	1	1	1	1
				2*	1	1	1	1

NABS UNIT	LOCATION	MODEL	INVENTORY STATUS	INVENTORY NO ON BOARD	PLANNED OPT'G. ASSIGNMENTS 31 MAR 1961	30 JUN 1961	30 SEP 1961	31 DEC 1961
MARINE CORPS BASES AND AIR STATIONS								
HMX 1	QUANTICO	HOK 1	A9	4	4	4	4	4
		HUS 1	A9	15	14	14	14	14
		HUS 1Z	A9	3	4	4	4	4
		HUS 1Z	D5	1				
		HR2S 1	A9	2	2	2	2	2
				25*	24	24	24	24
MCAAS	YUMA	R4D 8	A8	1	1	1	1	1
		R4D 6	A8	1				
		R4D 5	A8		1	1	1	1
		TV 2	A6	3	3	3	3	3
		SNB 5	A6	1	1	1	1	1
		HRS 3	A8	2	2	2	2	2
				8*	8	8	8	8
MCAS SO&ES	EL TORO	R4D 8	A8	2	3	3	3	3
		UO 1	A8				1	1
		TV 2	A6	1				
		SNB 5	A6	6	5	5	5	5
		HRS 3	A8	2	2	2	2	2
				11*	10	10	11	11
MCAS SO&ES	CHERRY POINT	R5D 3	A8	1	1	1	1	1
		R4D 8	A8	1	1	1	1	1
		R4D 5 6	A8		1	1	1	1
		R4D 6	A8	1				
		UO 1	A8				1	1
		TV 2	A6	3	2	2	2	2
		SNB 5	A6	2	1	1	1	1
		HRS 3	A8	2	2	2	2	2
				10*	8	8	9	9
MCAS AES 12	QUANTICO	AD 5	A8	2				
		R4D 8	A8	2	1	1	1	1
		R4D 5 6	A8		1	1	1	1
		SNB 5	A6	5	6	6	6	6
		SNB 5P	A8	1	1	1	1	1
		T 28B	A6	6	7	7	7	7
		T 28R	A8	1				
				17*	16	16	16	16
MCAF	NEW RIV JAX	R4D 8	A8	1	1	1	1	1
		SNB 5	A6	4	3	3	1	1
		T 28B	A6				2	2
				5*	4	4	4	4
HQ MC FLT SECT	ANACOSTIA	R5D 4R	A8	1	1	1	1	1
		R4D 8	A8		1	1	1	1
		R4D 8Z	A8	1				
		R4Y 2	A8	1	1	1	1	1
		UO 1	A8	1	1	1	1	1
		SNB 5	A6	5	4	4		
		T 28B	A6	6	6	6	10	10
				15*	14	14	14	14
MCAS	BEAUFORT	R8U 1	Y	1				
		R4D 8	A8	1	1	1	1	1
		R4D 5 6	A8		1	1	1	1
		R4D 6R	A8	1				
		TV 2	A6	1	1	1		
		SNB 5	A6		1	1		
		SNB 5	A8	1				
		T 28B	A6				2	2
		HRS 3	A8	2	2	2	2	2
				7*	6	6	6	6
PROGRAM OPERATING				562	557	560	562	562
OPERATIONAL POOL				16				
TOTAL PROGRAM				578				
NON PROGRAM (INCLUDING DRONES)				32				
TOTAL INVENTORY				610				

TOTAL PROGRAM & NON-PROGRAM AIRCRAFT

TABLE 2 LOCATION OF AIRCRAFT INVENTORY AND PLANNED OPERATING ASSIGNMENTS

BY COMMAND AND UNIT

DECLASSIFIED

NATRA UNIT	LOCATION	MODEL	INVENTORY STATUS	INVENTORY NO ON BOARD	PLANNED OPT'G. ASSIGNMENTS 31 MAR 1961	30 JUN 1961	30 SEP 1961	31 DEC 1961
NAVAL AIR BASIC TRAINING COMMAND								
TRARON 7	KINGSVILLE	T2J 1	A3	41	67	67	72	72
		T2J 1	D5	4				
		T2V 1	A3	2				
		SNB 5	A6	2	1	1	1	1
		T 28B	A3	1				
		T 28C	A3	1				
				51*	68	68	73	73
NAS NABTC	MERIDIAN	SNB 5	A6	1				
		T 34B	A6	1				
				2*				
NAAS NABTC	SAUFLEY FLD	SNB 5	A6	3	3	3	3	3
		T 34B	A3	103				
		T 28B	A6	8	5	5	5	5
		T 28C	A3	42				
				156*	8	8	8	8
TRARON 1	SAUFLEY FLD	T 34B	A3	45	147	147	147	147
				45*	147	147	147	147
TRARON 5	SAUFLEY FLD	T 28C	A3	5	40	40	40	40
		T 28C	G6	1				
		T 28C	HF	1				
				7*	40	40	40	40
NAAS NABTC	WHITING FLD	SNB 5	A3	11				
		SNB 5	A6	3	4	4	4	4
		T 28B	A3	126				
		T 28B	A6	5	6	6	6	6
		T 28C	A3	58				
				203*	10	10	10	10
TRARON 2	WHITING FLD	T 28B	A3	20	99	95	92	90
		T 28B	H6	1				
		T 28C	A3	28	55	53	60	60
		T 28C	G6	4				
		T 28C	H6	3				
				56*	154	148	152	150
TRARON 3	WHITING FLD	T 28B	A3	26	98	94	91	89
		T 28B	H6	1				
		T 28C	A3	9	38	37	40	40
		T 28C	G6	1				
				37*	136	131	131	129
TRARON 6	WHITING FLD	UO 1	A4	4	6	6	6	6
		SNB 5	A3	12	23	23	23	23
				16*	29	29	29	29
HT 8	ELLYSON FLD	SNB 5	A6	2	2	2	2	2
		T 28B	A6	2	2	2	2	2
		HO4S 3	A4	21	20	20	21	21
		HUP 2	A4	7	9	9	9	9
		HTL 6	A4	27	27	27	27	26
		HTL 6	G6	1				
				60*	60	60	61	60
NAS NABTC	PENSACOLA	F11F 1	A4	6	6	6	6	6
		AD 5	A8	1	1	1	1	1
		S2F 1	A5	3				
		S2F 1	D5	1				
		S2F 1 1T	A5		3	3	3	3
	(INCLUDING BWMR)	R5D 2 3	A8		1	1	1	1
		R5D 4R	A8	1	2	2	2	2
		R5D 3Z	A8	1	1	1	1	1
		R4D 8	A8	1	1	1	1	1
		R4Y 1	A8	1	1	1	1	1
		UF 1	A8	2	2	2	2	2
		T2J 1	A3	25				
		T2J 1	D5	1				
		T2J 1	Y	1				
		T2V 1	A5	5	3	3	3	3
		T2V 1	A6		2			
		T2V 1	D5	3				
		F9F 8T	A4	1	1	1	1	1
		SNB 5	A5	3	3	3	3	3
		SNB 5	A6	5	4	4	4	4
		SNB 5	A8	4	4	4	4	4
		SNB 5P	A8	1				
		T 34B	A3	1				
		T 34B	A4	3	2	2	2	2
		T 34B	A5	3	5	5	5	5
		T 28B	A4	2				
		T 28B	A5	4	6	6	6	6
		T 28B	A6	8	10	10	10	10
		HRS 3	A8	2	2	2	2	2
		HUP 2	A8	1	1	1	1	1
				90*	61	59	59	59
CVS 36ANTETAM	PENSACOLA	SNB 5	A6	1				
				1*				
TRARON 4	PENSACOLA	T2J 1	A3	32	77	77	77	77
		T2J 1	D5	6				
		T2J 1	G6	2				
				40*	77	77	77	77
NAVAL AIR ADVANCED TRAINING COMMAND								
NAAS NAATC	KINGSVILLE	F11F 1	A3	19				
		F9F 8B	A3	38				
		R4D 5 6	A8		2	2	2	2
		R4D 6	A8	1				
		R4D 5	A8	1				
		T2J 1	A3	15				
		F9F 8T	A3	10				
		SNB 5	A6	2	2	2	2	2
		HRS 3	A8	2	2	2	2	2
		HUP 2	A8	1	1	1	1	1
				89*	7	7	7	7
TRARON 21	KINGSVILLE	F9F 8B	A3	2	21	23	24	24
		F9F 8B	G5	1				
		F9F 8T	A3	19	22	22	22	22
		F9F 8T	D5	3				
				25*	43	45	46	46
TRARON 22	KINGSVILLE	F9F 8B	A3	1	21	23	24	24
		F9F 8T	A3	17	22	22	22	22
		F9F 8T	D5	2				
				20*	43	45	46	46
TRARON 23	KINGSVILLE	F11F 1	A3	12	32	32	32	32
		F11F 1	D5	3				
				15*	32	32	32	32
TRARON 28	CRPS CHRISTI	S2F 1	A3	10				
		S2F 1T	A3	27				
		S2F 1T	D5	8				
		S2F 1T	G6	1				
		S2F 1 1T	A3		56	56	56	56
				46*	56	56	56	56
TRARON 29	CRPS CHRISTI	R4D 8NAV	A5	8	7	7	7	7
		R4D 7	A5		4	4	4	4
				8*	11	11	11	11
TRARON 30	CRPS CHRISTI	AD 6	A3	15	21	21	21	21
		AD 6	EJ	1				
		AD 5	A3		2	2	2	2
		AD 5N	A3		6	6	6	6
		T 28B	A3	9	9	9	9	9
				25*	38	38	38	38
TRARON 31	CRPS CHRISTI	P2V 6T	A3	2				
		P2V 6T	A5	6	7	7	7	7
		P2V 6T	D5	1				
		P2V 5F	A3		3	3	3	3
		P5M 2	A3			3	3	3
		P5M 1	A3		4	7	7	7
		P5M 1	A5	2				
				11*	14	20	20	20
NAS NAATC	CRPS CHRISTI	AD 6	A3	7				
		AD 5	A3	4				
		S2F 1	A3	2				
		S2F 1T	A3	14				
		R5D 2	A8	1				
		R4D 8	A8	1	1	1	1	1
		T2V 1	A6	3	4	4	4	4
		T2V 1	D5	1				
		SNB 5	A6	5	5	5	5	5
		SNB 5P	A8	1	1	1	1	1
		T 34B	A6	2				
		R4D 7	A5	4				
		HRS 3	A8	2	1	1	1	1
		HUP 2	A8	1	1	1	1	1
				48*	13	13	13	13
NAAS NAATC	CHASE	F11F 1	A3	14				
		F9F 8B	A3	35				
		R4D 5 6	A8		1	1	1	1
		R4D 6	A8	1				
		F9F 8T	A3	15				
		SNB 5	A6	2	2	2	2	2
		HRS 3	A8	2	1	1	1	1
		HUP 2	A8	1	2	2	2	2
				70*	6	6	6	6
TRARON 24	CHASE	F9F 8B	A3	5	21	22	23	23
		F9F 8T	A3	11	23	23	23	23
		F9F 8T	D5	2				
				18*	44	45	46	46
TRARON 25	CHASE	F9F 8B	A3		21	22	23	23
		F9F 8B	Y	1				
		F9F 8T	A3	20	22	22	22	22
		F9F 8T	D5	3				
				24*	43	44	45	45
TRARON 26	CHASE	F11F 1	A3	13	32	32	32	32
		F11F 1	D5	5				
		F9F 8T	A3	1				
				19*	32	32	32	32
NAAS NAATC	PORT ISABEL	SNB 5	A8	2	1	1	1	1
		HUP 2	A8	1				
				3*	1	1	1	1

TOTAL PROGRAM & NON-PROGRAM AIRCRAFT

TABLE 2 LOCATION OF AIRCRAFT INVENTORY AND PLANNED OPERATING ASSIGNMENTS

BY COMMAND AND UNIT

DECLASSIFIED

NATRA UNIT	LOCATION	MODEL	INVENTORY STATUS	INVENTORY NO ON BOARD	PLANNED OPT'G. ASSIGNMENTS 31 MAR 1961	30 JUN 1961	30 SEP 1961	31 DEC 1961
NAAS NAATC	NEW IBERIA	S2F 1T	A3	25				
		SNB 5	A6	2	2	2	2	2
		HRS 3	A8	2	2	2	2	2
				29*	4	4	4	4
TRARON 27	NEW IBERIA	S2F 1	A3	6				
		S2F 1T	A3	13				
		S2F 1T	D5	5				
		S2F 1 1T	A3		39	39	39	39
				24*	39	39	39	39
NAVAL AIR TECHNICAL TRAINING COMMAND								
NATECHTRAU	LAKEHURST	R4D 7	A4	1	1	1	1	1
				1*	1	1	1	1
NATECHTRAU	OLATHE	T2J 1	A5	4	5	5		
		SNB 5	A5	2	4	4	4	4
		SNB 5	NY	2				
		T 34B	A5	7	7	7	7	7
				15*	16	16	11	11
NATECHTRAU	PENSACOLA	F8U 1P	A4				5	5
		F9F 8P	A4	8	8	8	4	
		F9F 8T	A4	2	2	2	2	2
		SNB 5P	A5	6	6	6	6	6
		T 28B	A6	1	1	1	1	1
				17*	17	17	18	14
NATECHTRAU	PHILADELPHIA	SNB 5	A6	1	1	1	1	1
				1*	1	1	1	1
NATECHTRACEN	MEMPHIS	T2V 1	D5	1				
		SNB 5	A6	3				
				4*				

NATRA UNIT	LOCATION	MODEL	INVENTORY STATUS	INVENTORY NO ON BOARD	PLANNED OPT'G. ASSIGNMENTS 31 MAR 1961	30 JUN 1961	30 SEP 1961	31 DEC 1961
NAS	GLYNCO	R4D 8	A8	1	1	1	1	1
		SNB 5	A8	4	5	5	5	5
		SNB 5	OY	1				
		HRS 3	A8	1	1	1	1	1
				7*	7	7	7	7
NAVCICOFFSCOL	GLYNCO	FJ 4	A4	35	36	36	36	36
		FJ 4	D5	5				
		FJ 4	EN	1				
		WV 2	A4	4	4	4	4	4
		WV 2	A5		2	2	2	2
		WV 2	H6	2				
		T2V 1	A4	2	3	5	5	5
		T2V 1	D5	1				
		F3D 2T2	A5	3	3	3	3	3
				53*	48	50	50	50
NAS	MEMPHIS	R4D 8	A8	2	2	2	2	2
		R4Y 1	A8	1	1	1	1	1
		T2V 1	A6		3	3	3	3
		SNB 5	A6	5	6	6	6	6
		SNB 5P	A8	1	1	1	1	1
		T 28B	A6	4	4	4	4	4
		HRS 3	A8	1	1	1	1	1
				14*	18	18	18	18
PROGRAM OPERATING				1269	1324	1325	1335	1326
OPERATIONAL POOL				81				
TOTAL PROGRAM				1350				
NON PROGRAM (INCLUDING DRONES)				-				
TOTAL INVENTORY				1350				

NART

U S NAVAL RESERVE AIRCRAFT

NART UNIT	LOCATION	MODEL	INVENTORY STATUS	INVENTORY NO ON BOARD	PLANNED OPT'G. ASSIGNMENTS 31 MAR 1961	30 JUN 1961	30 SEP 1961	31 DEC 1961
NARTU	ANACOSTIA	AD 5	A4	11	10	11	11	10
		AD 5	B	1				
		AD 5N	A4	3	4	3	3	3
		S2F 1	A4	10	10	10	10	10
		S2F 1	D5	1				
		P2V 5F	A4	5	5	4	4	4
		P2V 5F	D5	1				
		R4D 8	A4	1	2	2	2	2
		R4D 5 6	A4		1			
		R4D 5	A4	2				
		R4D 6R	A4	1	1	1		
		SNB 5	A4	2	2	2	2	2
		T 28B	A4	1	2	2	2	2
				39*	37	35	34	33
NAS NART	ATLANTA	AD 5	A4	11	10	11	11	10
		AD 5	B	1				
		AD 5N	A4	2	4	3	3	3
		P2V 5F	A4	5	4	4	3	3
		R5D 2 3	A4		1	2	2	2
		R5D 3	A4	1				
		R4D 8	A4	2	2	1	1	1
		SNB 5	A4	1	1	1	1	1
		T 28B	A4	2	2	2	2	2
		HTL 7	A4	1	1	1	1	1
				26*	25	25	24	23
NAS NART	DALLAS	FJ 3	A4	4	4	4	4	4
		FJ 3	D5	1				
		FJ 3M	A4	24	24	24	24	24
		FJ 3M	B	1				
		FJ 3M	Y	1				
		P2V 5F	A4	2	3	4	3	3
		P2V 4	A4	3	1			
		R5D 2 3	A4		2	2	2	2
		R5D 3	A4	1				
		R5D 2	A4	1				
		R5D 4R	A4	1	1	1	1	1
		T2V 1	A4	5	5	5	5	5
		SNB 5	A4	2	2	2	2	2
		SNB 5P	A4	1	1	1	1	1
		HUP 2	A4	6	6	6	6	6
				53*	49	49	48	48
NAS NART	GLENVIEW	F9F 8	A4	6	8	8	8	8
		F9F 8	B	2				
		F9F 8B	A4	10	8	8	8	8
		F9F 8B	B	1				
		S2F 1	A4	10	10	10	10	10
		S2F 1	D5	1				
		P2V 6	A4	7				
		P2V 6	B	1				
		P2V 6F	A4	1				
		P2V 6 6F	A4		8	6	6	6
		P2V 5F	B	2				
		R5D 2 3	A4		4	4	4	4
		R5D 3	A4	3				
		R5D 2	A4	1				
		R5D 4R	A8	2	2	2	2	2
		R4Y 1	A8	3	3	3	3	3

NART

NART UNIT	LOCATION	MODEL	INVENTORY STATUS	INVENTORY NO ON BOARD	PLANNED OPT'G. ASSIGNMENTS 31 MAR 1961	30 JUN 1961	30 SEP 1961	31 DEC 1961
		TV 2	A4	1	3	3	3	3
		F9F 8T	A4	3				
		SNB 5	A4	4	3	3	3	3
		SNB 5	A8	1	1	1	1	1
		SNB 5P	A4	1	1	1	1	1
		HSS 1	A4	2	3	3	3	3
		HSS 1N	A4					2
		HTL 7	A4	1	1	1	1	1
				63*	55	53	53	55
NAS NART	GROSSE ILE	AD 5	A4	9	10	11	11	10
		AD 5N	A4	4	4	3	3	3
		AD 5N	G5	1				
		S2F 2	A4		3	3	3	3
		S2F 1	A4	8	6	6	6	6
		P2V 5F	A4		2	2		
		S2F 1	D5	2				
		P2V 5F	A4	4				
		R5D 2 3	A4		1	1	1	2
		R5D 3	A4	1				
		R4D 8	A4	2	2	2	2	1
		SNB 5	A4	2	1	1	1	1
		T 28B	A4	1				
		T 28B	14		2	2	2	2
		HUP 2	A4	8	8	8	8	8
				42*	39	39	37	36
NARTU	JACKSONVILLE	A4D 1	A4	2	8	8	8	8
		F9F 8B	A4	15				
		S2F 2	A4	2	3	3	3	3
		S2F 1	A4	6	6	6	6	6
		S2F 1	D5	2				
		P2V 5F	A4	4	4	4	4	4
		P2V 5F	D5	2				
		R5D 2 3	A4		3	3	3	3
		R5D 3	A4	2				
		R5D 2	A4	1				
		R4D 8	A4		1	1	1	1
		R4D 5 6	A4		1			
		R4D 5	A4	1				
		TV 2	A4	1	4	4	4	4
		F9F 8T	A4	2				
		HSS 1	A4	3	3	3	3	1
		HSS 1N	A4					4
				43*	33	32	32	34
NARTU	LAKEHURST	S2F 2	A4	3	3	3	3	3
		S2F 1	A4	6	6	6	6	6
		S2F 1	D5	1				
		SNB 5	A4	1	1	1	1	1
		HUP 2	A4	4	4	4	4	4
				15*	14	14	14	14

TABLE 2 **LOCATION OF AIRCRAFT INVENTORY AND PLANNED OPERATING ASSIGNMENTS**

BY COMMAND AND UNIT

DECLASSIFIED

NART UNIT	LOCATION	MODEL	INVENTORY STATUS	INVENTORY NO ON BOARD	PLANNED OPT'G. ASSIGNMENTS 31 MAR 1961	30 JUN 1961	30 SEP 1961	31 DEC 1961
NAS NART	LOS ALAMITOS	F9F 8	A4	5	8	8	8	8
		A4D 1	B	13				
		A4D 1	D5	3				
		F9F 8B	A4	22	27	27	27	27
		F9F 8B	G5	1				
		S2F 2	A4	6	4	4	4	4
		S2F 1	A4	15	17	17	17	17
		S2F 1	B	3				
		S2F 1	D5	1				
		P2V 5F	A4	5	7	6	6	6
		P2V 5F	D5	3				
		R5D 2 3	A4		3	3	3	3
		R5D 3	A4	3				
		TV 2	A4	3	6	6	6	6
		F9F 8T	A4	2				
		SNB 5	A4	6	5	5	5	5
		R4D 5S	A4	1	1	1	1	1
		HSS 1	A4	2	4	4	4	2
		HSS 1N	A4					4
		HTL 7	A4				1	1
				94*	82	81	82	84
NARTU	MEMPHIS	FJ 4	A4	16	15	15	15	15
		FJ 4	B	2				
		FJ 4	D5	2				
		FJ 4	HF	1				
		P2V 5F	A4	3	3	3	3	3
		P2V 4	A4	1	1			
		R5D 2 3	A4		2	2	2	2
		R5D 2	A4	2				
		R4D 8	A4		1	1	1	1
		R4D 5 6	A4		1			
		R4D 6	A4	1				
		T2V 1	A4	3	2	2	2	2
		SNB 5	A4		1	1	1	1
		SNB 5	G6	1				
				32*	26	24	24	24
NAS NART	MINNEAPOLIS	AD 5	A4	12	11	11	11	10
		AD 5N	A4	2	3	3	3	3
		AD 5N	G5	1				
		S2F 2	A4	1	2	2	2	2
		S2F 1	A4	5	4	4	4	4
		P2V 5F	A4	7	4	4		
		R5D 2 3	A4		3	3	3	3
		R5D 3	A4	1				
		R5D 2	A4	1				
		SNB 5	A4	2	1	1	1	1
		T 28B	A4	2	2	2	2	2
		HUP 2	A4	5	6	6	6	6
				39*	36	36	32	31
NAS NART	NEW ORLEANS	FJ 3	A4	4	10	10	10	10
		FJ 3M	A4		3	3	3	3
		F9F 8B	A4	12				
		S2F 2	A4	2	3	3	3	3
		S2F 1	A4	4	6	6	6	6
		S2F 1	D5	3				
		S2F 1	G5	1				
		R5D 2 3	A4		1	1	1	1
		R4D 8	A4	3	2	2	2	2
		TV 2	A4	1	2	2	2	2
		F9F 8T	A4	2				
		SNB 5	A4	2	2	2	2	2
		HSS 1	A4	2	3	3	3	2
		HSS 1N	A4					2
				36*	32	32	32	33
NAS NART	NEW YORK	FJ 3	B	12				
		FJ 3	D5	1				
		FJ 3M	D5	1				
		FJ 4B	A4	16	17	17	17	17
		FJ 4B	B	2				
		FJ 4B	D5	1				
		S2F 2	A4	3	4	4	4	4
		S2F 2	D5	1				
		S2F 1	A4	12	14	14	14	14
		S2F 1	D5	4				
		S2F 1	G5	1				
		P2V 5F	A4	6	6	6	6	6
		P2V 5F	H6	1				
		R5D 2 3	A4		2	2	2	2
		R5D 3	A4	1				
		R5D 2	A4	1				
		R5D 4R	A4	1	1	1	1	1
		TF 1	A8	1	1	1	1	1
		T2V 1	A4	3	3	3	3	3
		SNB 5	A4	3	3	3	3	3
		SNB 5	A8	2	2	2	2	2
		HSS 1	A4	3	4	4	4	2
		HSS 1N	A4					4
		HTL 7	A4	1	1	1	1	1
				77*	58	58	58	60
NARTU	NORFOLK	S2F 1	A4	8	9	9	9	9
		S2F 1	D5	2				
		R5D 2 3	A4		2	2	2	2
		R5D 3	A4	1				
		R5D 2	A4	1				
		R4D 8	A4			1	1	1
		R4D 5 6	A4		1			
		R4D 5	G5	1				
		T2V 1	A4	2	3	3	3	3
		T2V 1	G5	1				
		SNB 5	A4	1	1	1	1	1
				17*	16	16	16	16
NAS NART	OAKLAND	F2H 4	A4	12	8			
		F2H 4	Y	1				
		F2H 3	A4	7	6			
		A4D 1	A4	17	24	24	24	24
		S2F 2	A4	6	4	5	5	5
		S2F 2	D5	1				
		S2F 1	A4	13	14	13	13	13
		S2F 1	D5	2				
		P2V 5F	A4	7	7	6	6	6
		P2V 5F	D5	1				
		P2V 5F	ER	1				
		R5D 2 3	A4		2	2	2	2
		R5D 3	A4	1				
		R5D 4R	A4	1	1	1	1	1
		TV 2	A4	6	5	5	5	5
		SNB 5	A4	1	1	1	1	1
		SNB 5P	A4	1	1	1	1	1
		HSS 1	A4	3	3	3	3	1
		HSS 1N	A4					4
				81*	76	61	61	63
NAS NART	OLATHE	F9F 8	A4	7	8	8	8	8
		F9F 8	B	1				
		F9F 8B	A4	8	5	5	5	5
		F9F 8B	G5	1				
		P2V 6	A4	5	4	4	4	4
		P2V 6	D5	1				
		R5D 2 3	A4		3	3	3	3
		R5D 3	A4	2				
		R5D 2	A4	1				
		TV 2	A4	2	3	3	3	3
		F9F 8T	A4	3				
		SNB 5	A4	2	2	2	2	2
				33*	25	25	25	25
NAS NART	SEATTLE	AD 5	A4	11	11	11	11	10
		AD 5N	A4	4	3	3	3	3
		S2F 2	A4	3	3	3	3	3
		S2F 1	A4	8	6	6	6	6
		S2F 1	D5	1				
		P2V 5F	A4	5	4	4	4	4
		P2V 5F	Y	1				
		R5D 2 3	A4		3	3	3	3
		R5D 3	A4	2				
		R5D 2	A4	1				
		SNB 5	A4	3	1	1	1	1
		T 28B	A4	1	2	2	2	2
		HSS 1	A4	2	3	3	3	2
		HSS 1N	A4					3
				42*	36	36	36	37
NAS NART	SO WEYMOUTH	FJ 3	A4	5	4	4	4	4
		FJ 3	B	5				
		FJ 3M	A4	3	4	4	4	4
		FJ 3M	D5	1				
		S2F 2	A4	3	6	6	6	6
		S2F 2	B	2				
		S2F 1	A4	15	12	12	12	12
		S2F 1	D5	2				
		P2V 5F	A4	5	5	4	4	4
		P2V 5F	D5	2				
		R5D 2 3	A4		3	3	3	3
		R5D 2	A4	2				
		TV 2	A4	2	2	2	2	2
		SNB 5	A4	2	2	2	2	2
		HSS 1	A4	3	3	3	3	2
		HSS 1N	A4					4
				52*	41	40	40	43
NAS NART	WILLOW GROVE	FJ 3	A4	11	11	11	11	11
		FJ 3	D5	2				
		FJ 3M	A4	3	4	4	4	4
		FJ 3M	D5	1				
		S2F 2	A4	6	5	5	5	5
		S2F 2	D5	1				
		S2F 1	A4	9	13	13	13	13
		S2F 1	B	1				
		S2F 1	D5	3				
		P2V 5F	A4	6	5	4	4	4
		R5D 2 3	A4		3	3	3	3
		R5D 3	A4	1				
		R5D 3	G6	1				
		R5D 2	A4	1				
		T2V 1	A4	3	2	2	2	2
		SNB 5	A4	2	1	1	1	1
		SNB 5P	A4	1	1	1	1	1
		R4D 6S	A4	1	1	1	1	1
		HUP 2	A4	6	6	6	6	6
				59*	52	51	51	51
PROGRAM OPERATING				726	732	707	699	710
OPERATIONAL POOL				117				
TOTAL PROGRAM				843				
NON PROGRAM (INCLUDING DRONES)				-				
TOTAL INVENTORY				843				

TOTAL PROGRAM & NON-PROGRAM AIRCRAFT

TABLE 2 **LOCATION OF AIRCRAFT INVENTORY AND PLANNED OPERATING ASSIGNMENTS**

BY COMMAND AND UNIT

DECLASSIFIED

RDT&E UNIT	LOCATION	MODEL	INVENTORY STATUS	INVENTORY NO ON BOARD	PLANNED OPT'G. ASSIGNMENTS 31 MAR 1961	30 JUN 1961	30 SEP 1961	31 DEC 1961
RDT&E AIRCRAFT								
		F8U 2	A9	4	6	6	6	6
		F8U 2	T	1				
				5*	6	6	6	6
		F8U 1	A9	3	6	4	2	2
		F8U 1	T	3				
				6*	6	4	2	2
		F8U 1E	A9	1				
				1*				
		F11F 1	A9	3	6	6	4	4
		F11F 1	D5	2				
		F11F 1	T	1				
		F11F 1	U	1				
				7*	6	6	4	4
		F9F 8	A9	2				
				2*				
		F2H 2	T	1				
				1*				
		FJ 4	A9	3	4	5	5	
		FJ 4	T	1				
				4*	4	5	5	
		FJ 3	A9	2	3	2	2	
		FJ 3	D5	1				
				3*	3	2	2	
		F8U 2N	A9		1	2	4	4
		F8U 2N	T	3				
				3*	1	2	4	4
		F3H 2	A9	6	8	8	8	8
		F3H 2	D5	2				
		F3H 2	T	2				
				10*	8	8	8	8
		F3H 2N	A9	3	1	1	1	
		F3H 2N	T	1				
				4*	1	1	1	
		F4H 1	A9	1	1	2	3	4
		F4H 1	T	9				
		F4H 1	U	2				
				12*	1	2	3	4
		F3D 2	A9	2	2	2	2	2
		F3D 2	T	2				
				4*	2	2	2	2
		F3D 2M	T	1				
				1*				
		F3D 1	T	1				
		F3D 1	U	1				
				2*				
		F4D 1	A9	9	11	11	11	11
		F4D 1	D5	1				
		F4D 1	T	1				
				11*	11	11	11	11
		F8U 1P	A9	1	3	3	3	3
		F8U 1P	T	1				
				2*	3	3	3	3
		F9F 8P	A9	1	1	1	1	1
		F9F 8P	T	1				
				2*	1	1	1	1
		FJ 3D2	A9	3	3	3	3	3
		FJ 3D2	D5	1				
				4*	3	3	3	3
		A4D 2	A9	4	4	4	4	4
		A4D 2	T	1				
				5*	4	4	4	4
		A4D 2N	A9	7	5	5	5	5
		A4D 2N	T	3				
				10*	5	5	5	5
		A4D 1	A9	5	4	4	4	4
		A4D 1	D5	1				
		A4D 1	G6	1				
				7*	4	4	4	4
		FJ 4B	A9	5	4	4	4	4
		FJ 4B	D5	1				
				6*	4	4	4	4
		F9F 8B	A9	2				
		F9F 8B	T	1				
				3*				
		A3D 2P	A9	1				
		A3D 2P	T	2				
				3*				
		A3D 1P	A9	1				
				1*				
		A3D 2Q	A9	1				
		A3D 2Q	T	1				
				2*				
		A3D 1Q	A9	1				
				1*				
		A3J 1	A9	1	1	1	1	1
		A3J 1	T	10				
		A3J 1	TR	1				
				12*	1	1	1	1
		A3D 2	A9		3	3	3	3
		A3D 2	T	2				
				2*	3	3	3	3
		A3D 1	A9	4	2	2	2	2
		A3D 1	T	1				
				5*	2	2	2	2
		A2F 1	T	4				
				4*				
		AD 6	A9	1	2	2	2	2
				1*	2	2	2	2
		AD 5	A9	2	2	2	2	2
		AD 5	C	1				
				3*	2	2	2	2
		AD 5N	A9	4	5	5	5	5
				4*	5	5	5	5
		AD 5Q	A9		1	1	1	1
				*	1	1	1	1
		W2F 1	T	1				
				1*				
		WF 2	A9	1	2	2	2	2
		WF 2	T	1				
				2*	2	2	2	2
		AD 5W	A9		2	2	2	2
				*	2	2	2	2
		AJ 1	T	1				
				1*				
		S2F 3	A9	3	2	2	2	2
		S2F 3	T	4				
				7*	2	2	2	2
		S2F 1	A9	4	2	2	2	2
		S2F 1	T	1				
				5*	2	2	2	2
		P2V 7	A9	1	2	2	2	2
		P2V 7	D5	1				
				2*	2	2	2	2
		P2V 7S	T	1				
				1*				
		P2V 6M	D5	1				
				1*				
		P2V 5F	A9	5	5	5	6	6
				5*	5	5	6	6
		P2V 5FS	A9	2	2	2	2	2
				2*	2	2	2	2
		P2V 4	A9	2	2	2	1	1
				2*	2	2	1	1
		P2V 5FD	A9	1	1	1	1	1
				1*	1	1	1	1
		WV 2	A9	5	6	6	6	6
		WV 2	G5	1				
				6*	6	6	6	6
		WV 2E	A9	1				
				1*				

[redacted]

DECLASSIFIED

TOTAL PROGRAM & NON-PROGRAM AIRCRAFT

TABLE 2 LOCATION OF AIRCRAFT INVENTORY AND PLANNED OPERATING ASSIGNMENTS

BY COMMAND AND UNIT

RDT&E UNIT	LOCATION	MODEL	INVENTORY STATUS	INVENTORY NO. ON BOARD	PLANNED OPT'G. ASSIGNMENTS 31 MAR 1961	30 JUN 1961	30 SEP 1961	31 DEC 1961
		R5D 2 3	A9		2	2	2	2
				*	2	2	2	2
		R5D 3	A9	1				
				1*				
		R5D 2	A9	1				
				1*				
		R5D 4R	A9	1	1	1	1	1
				1*	1	1	1	1
		R4D 8	A9	1	3	3	3	3
				1*	3	3	3	3
		R4D 5 6	A9		3	3	3	3
				*	3	3	3	3
		R4D 6	A9	1				
		R4D 6	U	2				
				3*				
		R4D 5	A9	2				
		R4D 5	U	1				
				3*				
		R4D 6R	T	1				
				1*				
		R4Y 1 2	A9		2	2	2	2
				*	2	2	2	2
		R4Y 1	A9	2				
				2*				
		TF 1	A9	1	2	2	2	2
		TF 1	T	2				
				3*	2	2	2	2
		GV 1	T	1				
				1*				
		UF 1	A9	1	1	1	1	1
				1*	1	1	1	1
		JD 1	A9	1	1	1	1	1
				1*	1	1	1	1
		JD 1D	A9		3	3	3	3
				*	3	3	3	3
		T2J 1	A9	1	1	1	1	1
		T2J 1	D5	1				
		T2J 1	T	2				
				4*	1	1	1	1
		T2V 1	A9	7	3	3	3	3
		T2V 1	T	1				
				8*	3	3	3	3
		F9F 8T	A9	4	5	5	5	5
		F9F 8T	D5	1				
		F9F 8T	T	1				
				6*	5	5	5	5
		F3D 2T2	A9	4	2	2		
				4*	2	2		
		SNB 5	A9		1	1	1	1
				*	1	1	1	1
		T 34B	A9	2	2	2	2	2
				2*	2	2	2	2
		T 28B	A9	3	3	3	3	3
		T 28B	T	1				
				4*	3	3	3	3
		R4D 5S	T	1				
				1*				
		T 28BD	A9	3	2	2	2	2
				3*	2	2	2	2
		HSS 2	T	13				
				13*				
		HSS 1	A9	1				
		HSS 1	T	5				
				6*				
		HSS 1N	A9	3				
				3*				
		HOK 1	T	1				
				1*				
		HRS 3	A9	1	1	1	1	1
				1*	1	1	1	1
		HU2K 1	A9				1	1
		HU2K 1	T	8				
				8*			1	1
		HUS 1A	A9	1	1	1	1	1
				1*	1	1	1	1
		HUP 2	A9		1			
		HUP 2	T	1				
				1*	1			
		HTK 1	T	2				
				2*				
		HTL 7	T	1				
				1*				
		ZS2G 1	A9	1				
				1*				
		ZSG 4	A9		1	1	1	1
				*	1	1	1	1
		ZPG 2	A9	2	2	2	2	2
				2*	2	2	2	2
		ZPG 1	A9		1	1	1	1
				*	1	1	1	1
		Y/F8U 1	A9	2				
				2*				
		Y/F11F 1	A9	1				
				1*				
		Y/FJ 4	A9	1				
				1*				
		Y/F8U 2N	A9	6				
				6*				
		Y/F3D 2M	A9	1				
				1*				
		Y/F4D 1	A9	2				
				2*				
		Y/A4D 2	A9	2				
		Y/A4D 2	D5	1				
				3*				
		Y/A4D 1	A9	1				
		Y/A4D 1	D5	1				
				2*				
		Y/FJ 4B	A9	1				
				1*				
		Y/A3D 1	A9	1				
				1*				
		Y/S2F 1	A9	1				
				1*				
		Y/S2F 1S	A9	1				
				1*				
		Y/P8M5S2	A9	1				
				1*				
		Y/T2J 1	A9	3				
				3*				
		Y/TV 2	A9	1				
				1*				
		Y/F9F 8T	A9	1				
		Y/F9F 8T	D5	1				
				2*				
		Y/T 34B	A9	1				
				1*				
		Y/HSS 1	A9	1				
				1*				
		Y/HUL 1	A9	1				
				1*				

[redacted]

DECLASSIFIED

[redacted]

TOTAL PROGRAM & NON-PROGRAM AIRCRAFT

TABLE 2 LOCATION OF AIRCRAFT INVENTORY AND PLANNED OPERATING ASSIGNMENTS

DECLASSIFIED

BY COMMAND AND UNIT

January 1961

RDT&E UNIT	LOCATION	MODEL	INVENTORY STATUS	INVENTORY NO ON BOARD	PLANNED OPT'G. ASSIGNMENTS 31 MAR 1961	30 JUN 1961	30 SEP 1961	31 DEC 1961
		YF8U 2N	A9	4				
				4*				
		YF4H 1	A9	7				
				7*				
		YA3J 1	A9	3				
				3*				
		YS2F 3	A9	1				
				1*				
		YGV 1	A9	3				
				3*				
		YUO 1	A9	2				
				2*				
		YHSS 2	A9	1				
				1*				
		F9F 6K2	A9	8				
				8*				
		F9F 6K	A9	14				
				14*				
		F6F 5K	A9	5				
				5*				
PROGRAM OPERATING				153	159	158	156	149
OPERATIONAL POOL				16				
TOTAL PROGRAM				169				
NON PROGRAM (INCLUDING DRONES)				192				
TOTAL INVENTORY				361				
RDT&E AIRCRAFT								
NAS RDT&E	ANACOSTIA	R5D 4R	A9	1				
		Y/S2F 1	A9	1				
				2*				
BWR	WALTHAM	F3H 2N	T	1				
		F4H 1	T	1				
		F3D 2	T	1				
		F3D 2M	T	1				
		F3D 1	U	1				
		F4D 1	T	1				
		R4D 5S	T	1				
				7*				
ONR	BOSTON	R4D 6R	T	1				
				1*				
NASA	CLEVELAND	R4D 6	U	1				
				1*				
NLO	EDWARDS AFB	F4H 1	U	2				
		R4D 5	U	1				
				3*				
NPF	EL CENTRO	F3D 2	A9	2				
		A4D 1	A9	1				
		A4D 1	D5	1				
		AD 5N	A9	1				
		P2V 4	A9	1				
		T2V 1	A9	1				
		F9F 8T	A9	1				
		F9F 8T	D5	1				
		Y/TV 2	A9	1				
				10*				
NAF RDT&E	CHINA LAKE	F8U 1	A9	1				
		FJ 4	A9	1				
		F4D 1	A9	1				
		FJ 3D2	A9	3				
		FJ 3D2	D5	1				
		A4D 2	A9	1				
		A4D 2N	A9	1				
		A4D 1	A9	1				
		A4D 1	G6	1				
		FJ 4B	A9	2				
		AD 5N	A9	1				
		S2F 3	A9	1				
		P2V 4	A9	1				
		P2V 5FD	A9	1				
		F3D 2T2	A9	3				
		T 28BD	A9	3				
		Y/F8U 1	A9	2				
		Y/F8U 2N	A9	1				
		Y/A4D 1	D5	1				
		F9F 6K2	A9	8				
		F9F 6K	A9	11				
		F6F 5K	A9	4				
				80*				
NASWF	KIRTLAND AFB	F3H 2	A9	1				
		F3H 2	D5	1				
		A4D 2N	A9	1				
		FJ 4B	A9	1				
		A3J 1	A9	1				
		A3D 1	A9	1				
		AD 6	A9	1				
		S2F 1	A9	1				
		T2V 1	A9	1				
		F9F 8T	A9	1				
		Y/HUL 1	A9	1				
		YF4H 1	A9	1				
				12*				
NADC	JOHNSVILLE	F8U 1P	A9	1				
		F9F 8P	A9	1				
		A4D 2	A9	1				
		A4D 2N	A9	1				
		F9F 8B	A9	1				
		A3D 1P	A9	1				
		WF 2	A9	1				
		S2F 3	A9	1				
		P2V 7	A9	1				
		P2V 7	D5	1				
		P2V 5F	A9	1				
		WV 2	A9	1				
		R4D 8	A9	1				
		HSS 1N	A9	1				
		Y/S2F 1S	A9	1				
		Y/F9F 8T	D5	1				
		Y/HSS 1	A9	1				
		F9F 6K	A9	3				
		F6F 5K	A9	1				
				21*				
NATFSI	LAKEHURST	F8U 1	A9	1				
		F11F 1	A9	1				
		FJ 4	A9	1				
		F3H 2N	A9	1				
		F4D 1	D5	1				
		AD 5N	A9	1				
		Y/A4D 1	A9	1				
				7*				
NAS	LAKEHURST	ZS2G 1	A9	1				
		ZPG 2	A9	1				
				2*				
NASA	LANGLEY FLD	F11F 1	U	1				
				1*				
NASA	MOFFETT FLD	R4D 6	U	1				
				1*				
MINEDEFDEVU	PANAMA CITY	HSS 1	A9	1				
				1*				
NAMC	PHILADELPHIA	AD 5N	A9	1				
		T2J 1	D5	1				
		Y/T 34B	A9	1				
				3*				

[redacted]

DECLASSIFIED

CONFIDENTIAL

TOTAL PROGRAM & NON-PROGRAM AIRCRAFT

DECLASSIFIED

TABLE 2 LOCATION OF AIRCRAFT INVENTORY AND PLANNED OPERATING ASSIGNMENTS

BY COMMAND AND UNIT

RDT&E UNIT	LOCATION	MODEL	INVENTORY STATUS	INVENTORY NO ON BOARD	PLANNED OPT'G. ASSIGNMENTS 31 MAR 1961	30 JUN 1961	30 SEP 1961	31 DEC 1961
NATC RDT&E	PTXNT RIVER	F8U 2	A9	4				
		F8U 1	A9	1				
		F8U 1E	A9	1				
		F11F 1	A9	2				
		F11F 1	D5	2				
		F9F 8	A9	2				
		FJ 4	A9	1				
		FJ 3	A9	2				
		FJ 3	D5	1				
		F3H 2	A9	4				
		F3H 2N	A9	2				
		F4D 1	A9	4				
		A4D 2	A9	2				
		A4D 2N	A9	2				
		A4D 1	A9	1				
		FJ 4B	A9	2				
		FJ 4B	D5	1				
		F9F 8B	A9	1				
		A3D 2P	A9	1				
		A3D 2Q	A9	1				
		A3D 1Q	A9	1				
		A3D 1	A9	1				
		AD 5	A9	2				
		AD 5	C	1				
		S2F 3	A9	1				
		S2F 1	A9	1				
		P2V 5F	A9	2				
		WV 2	A9	2				
		WV 2	G5	1				
		R5D 3	A9	1				
		R5D 2	A9	1				
		R4D 6	A9	1				
		R4D 5	A9	2				
		R4Y 1	A9	1				
		TF 1	A9	1				
		UF 1	A9	1				
		T2J 1	A9	1				
		T2V 1	A9	5				
		F9F 8T	A9	2				
		T 28B	A9	3				
		HSS 1N	A9	2				
		HRS 3	A9	1				
		HUS 1A	A9	1				
		Y/F11F 1	A9	1				
		Y/FJ 4	A9	1				
		Y/F8U 2N	A9	5				
		Y/F4D 1	A9	2				
		Y/A4D 2	A9	1				
		Y/A4D 2	D5	1				
		Y/FJ 4B	A9	1				
		Y/P8M5S2	A9	1				
		Y/T2J 1	A9	3				
		Y/F9F 8T	A9	1				
		YF8U 2N	A9	4				
		YF4H 1	A9	5				
		YA3J 1	A9	3				
		YS2F 3	A9	1				
		YGV 1	A9	3				
		YUO 1	A9	2				
		YHSS 2	A9	1				
				108*				
USNMC RDT&E	POINT MUGU	F3H 2	A9	1				
		F3H 2	D5	1				
		F3H 2	T	2				
		F4H 1	A9	1				
		F4D 1	A9	2				
		A4D 2N	A9	1				
		A4D 1	A9	1				
		A3D 1	A9	2				
		P2V 6M	D5	1				
		WV 2E	A9	1				
		R4Y 1	A9	1				
		Y/F3D 2M	A9	1				
		Y/A4D 2	A9	1				
		Y/A3D 1	A9	1				
		YF4H 1	A9	1				
				18*				
MCAS AES 12	QUANTICO	T 34B	A9	2				
				2*				
NATU	QUONSET PNT	A4D 1	A9	1				
		S2F 1	A9	1				
		P2V 5F	A9	1				
				3*				
INSMAT	SCHENECTADY	HSS 2	T	1				
		HSS 1	T	1				
				2*				
NADU	SO WEYMOUTH	F4D 1	A9	2				
		S2F 1	A9	1				
		P2V 5F	A9	1				
		P2V 5FS	A9	2				
		WV 2	A9	2				
		JD 1	A9	1				
		F3D 2T2	A9	1				
		ZPG 2	A9	1				
				11*				

RDT&E UNIT	LOCATION	MODEL	INVENTORY STATUS	INVENTORY NO. ON BOARD	PLANNED OPT'G ASSIGNMENTS 31 MAR 1961	30 JUN 1961	30 SEP 1961	31 DEC 1961
BUREAU OF NAVAL WEAPONS REPRESENTATIVES								
BWR RDT&E	BALTIMORE	F2H 2	T	1				
		F3D 2	T	1				
		F8U 1P	T	1				
		A3D 2P	T	1				
				4*				
BWR RDT&E	BETHPAGE	F11F 1	T	1				
		F9F 8B	T	1				
		A3D 1	T	1				
		A2F 1	T	4				
		W2F 1	T	1				
		WF 2	T	1				
		S2F 3	T	4				
		S2F 1	T	1				
		TF 1	T	2				
		F9F 8T	T	1				
		T 28B	T	1				
				18*				
BWR RDT&E	BLOOMFIELD	HOK 1	T	1				
		HU2K 1	T	8				
		HTK 1	T	2				
				11*				
BWR RDT&E	BUFFALO	F3D 1	T	1				
				1*				
BWR RDT&E	BURBANK	P2V 7S	T	1				
		T2V 1	T	1				
				2*				
BWR RDT&E	COLUMBUS	FJ 4	T	1				
		F9F 8P	T	1				
		A3J 1	T	10				
		A3J 1	TR	1				
		AJ 1	T	1				
		GV 1	T	1				
		T2J 1	T	2				
				17*				
BWR RDT&E	DALLAS	F8U 2	T	1				
		F8U 1	T	3				
		F8U 2N	T	3				
BWR RDT&E	EST HARTFORD	HSS 2	T	12				
		HSS 1	T	4				
				16*				
BWR RDT&E	EL SEGUNDO	A4D 2	T	1				
		A4D 2N	A9	1				
		A4D 2N	T	3				
		A3D 2P	T	1				
		A3D 2Q	T	1				
		A3D 2	T	2				
				9*				
BWR RDT&E	FORT WORTH	HTL 7	T	1				
				1*				
BWR RDT&E	MORTON	HUP 2	T	1				
				1*				
BWR RDT&E	ST LOUIS	F4H 1	T	8				
				8*				
PROGRAM OPERATING				153	159	158	156	149
OPERATIONAL POOL				16				
TOTAL PROGRAM				169				
NON PROGRAM (INCLUDING DRONES)				192				
TOTAL INVENTORY				361				

CONFIDENTIAL

DECLASSIFIED

TOTAL PROGRAM & NON-PROGRAM AIRCRAFT

TABLE 2 **LOCATION OF AIRCRAFT INVENTORY AND PLANNED OPERATING ASSIGNMENTS**

BY COMMAND AND UNIT

BUWEPS FR UNIT	LOCATION	MODEL	INVENTORY STATUS	INVENTORY NO ON BOARD	PLANNED OPT'G. ASSIGNMENTS 31 MAR 1961	30 JUN 1961	30 SEP 1961	31 DEC 1961
OVERHAUL & REPAIR ACTIVITIES								
O&R BUWEPS FR	ALAMEDA	F8U 2	B	1				
		F11F 1	EA	3				
		F11F 1	OX	1				
		FJ 4	EA	1				
		FJ 4	EE	6				
		FJ 4	Y	1				
		FJ 3M	EA	8				
		F3H 2	EV	2				
		F8U 1P	B	1				
		FJ 3D	EE	7				
		FJ 3D	Y	1				
		FJ 3D2	Y	1				
		A4D 2N	D1	1				
		FJ 4B	EA	1				
		FJ 4B	Y	1				
		A3D 2Q	G7	1				
		AD 6	EA	6				
		AD 6	ER	1				
		AD 6	E1	1				
		AD 6	R	4				
		AD 5N	EA	1				
		AD 5N	NX	1				
		AD 5Q	R	1				
		AD 5W	EJ	4				
		AD 5W	MX	9				
		AD 5W	Y	1				
		P2V 7	DE	1				
		P2V 7	D5	5				
		P2V 7	H5	1				
		P2V 7S	B	1				
		P2V 7S	B1	2				
		P2V 6M	E5	4				
		P2V 6TX	E5	1				
		P2V 5F	DE	4				
		P2V 5F	D5	13				
		P2V 5F	E5	14				
		P2V 5F	H5	1				
		P2V 5F	I	1				
		R4D 6	OX	1				
		UF 1	NX	3				
		JD 1	EJ	1				
		JD 1	Y	1				
		TV 2D	P4	1				
				115*				
O&R BUWEPS FR	CHERRY POINT	F3H 2M	P3	2				
		F3H 2M	Y	2				
		FJ 4	EA	1				
		FJ 3	EA	3				
		FJ 3	E5	9				
		FJ 3	Y	1				
		FJ 3M	EA	8				
		FJ 3M	EE	1				
		FJ 3M	NX	26				
		FJ 3M	Y	2				
		F2H 4	EM	1				
		F2H 4	NX	3				
		F2H 3	NX	4				
		F2H 3	Y	1				
		F3H 2	R	1				
		F3H 2	D1	1				
		F3H 2	D5	1				
		F3H 2	EA	2				
		F3H 2	Y	1				
		F3H 2X	D7	2				
		F3H 2N	P3	1				
		F3H 2N	Y	2				
		FJ 3D	E5	3				
		OE 2	C	1				
		OE 2	D1	2				
		OE 2	E1	1				
		OE 1	E1	2				
		R4D 2	R	1				
		R4D 2	D5	6				
		R4D 2	E3	2				
				93*				
O&R BUWEPS FR	JACKSONVILLE	F4D 1	R	1				
		F4D 1	D5	4				
		F4D 1	EA	3				
		F4D 1	EE	4				
		F4D 1	E5	1				
		F4D 1	NX	1				
		A4D 2	ER	3				
		A3D 2	D1	1				
		A3D 2	D5	1				
		HSS 1	C	1				
		HSS 1	D1	2				
		HSS 1	D4	5				
		HSS 1	EA	2				
		HSS 1	E1	8				
		HSS 1	E4	3				
		HSS 1N	D1	1				
		HSS 1N	E1	2				
		HOK 1	B	1				
		HOK 1	EA	1				
		HOK 1	E1	15				
		HOK 1	G7	2				
		HO4S 3	E1	9				
		HRS 3	E1	6				
		HRS 3	P4	3				
		HUS 1	D1	5				
		HUS 1	EA	2				
		HR2S 1	D1	6				
		HR2S 1	E1	2				
		HUK 1	D1	1				
		HUK 1	EA	1				
		HUK 1	E1	2				
		HUS 1A	EA	2				
		HUL 1	D1	1				
		HUL 1	E1	1				
		HUP 2	D1	2				
		HUP 2	EA	1				
		HUP 2	E1	6				
		HTL 7	D1	2				
		HTL 7	E1	3				
		HTL 6	D1	2				
		HTL 6	EA	1				
		HTL 6	E1	10				
				130*				
O&R BUWEPS FR	LAKEHURST	HSS 1	G5	1				
		ZPG 2	D5	1				
		ZPG 2	MW	1				
		ZPG 2	NX	1				
		ZPG 3W	G7	1				
		ZPG 2W	MX	1				
				6*				
O&R BUWEPS FR	NORFOLK	F8U 2	B	1				
		F8U 2	DA	1				
		F8U 2	D1	2				
		F8U 2	Y	1				
		F8U 1	DE	1				
		F8U 1	D5	1				
		F8U 1	EA	2				
		F8U 1	EE	2				
		F8U 1E	B	1				
		F8U 1E	D1	1				
		F11F 1	B3	1				
		F11F 1	E5	3				
		F11F 1	Y	2				
		F9F 8	E1	1				
		F9F 8	PC	29				
		F2H 4	Y	1				
		F3H 2	EV	1				
		F8U 1P	B	1				
		F8U 1P	G7	1				
		F9F 6D	PC	1				
		F9F 5KD	D1	2				
		A4D 2	EV	1				
		A4D 2	EE	1				
		A4D 2N	ER	1				
		A4D 1	EA	1				
		F9F 8B	D1	5				
		F9F 8B	EA	3				
		F9F 8B	E1	2				
		F9F 8B	G5	1				
		F9F 8B	MW	1				
		F9F 8B	MX	1				
		A3D 2	EV	2				
		AD 6	ER	1				
		AD 6	EA	2				
		AD 5Q	EA	1				
		S2F 1	ER	1				
		S2F 1	R	9				
		P5M 2	MX	1				
		P5M 2S	G5	1				
		P5M 1	EJ	3				
		P5M 1	MX	14				
		JD 1	D1	4				
		JD 1D	MX	1				
		F9F 8T	EE	2				
		HSS 1	ER	1				
		HUP 2	MR	1				
		HTL 4	MW	2				
		F9F 6K2	B	2				
		F9F 6K2	C	2				
		F9F 6K2	HG	2				
		F9F 6K2	MZ	3				
		F9F 6K2X	DD	2				
		F9F 6K2X	D4	9				
		F9F 6K2X	E4	24				
		F9F 6K	D3	1				
		F9F 6K	MZ	40				
		F9F 6KX	E4	7				
		F9F 6KX	MW	57				
				266*				

TOTAL PROGRAM & NON-PROGRAM AIRCRAFT

TABLE 2 LOCATION OF AIRCRAFT INVENTORY AND PLANNED OPERATING ASSIGNMENTS

BY COMMAND AND UNIT

DECLASSIFIED

BUWEPS FR UNIT	LOCATION	MODEL	INVENTORY STATUS	INVENTORY NO. ON BOARD	PLANNED OPT'G. ASSIGNMENTS 31 MAR 1961	30 JUN 1961	30 SEP 1961	31 DEC 1961
O&R BUWEPS FR	PENSACOLA	WF 2	D5	1				
		S2F 1X	D5	2				
		S2F 1X	EE	1				
		S2F 1	DE	1				
		S2F 1	D1	1				
		S2F 1	D5	5				
		S2F 1T	D5	1				
		P5M 2	G4	1				
		P5M 1	G4	2				
		UF 2	D1	1				
		UF 1	D1	4				
		UF 1	E1	2				
		T2J 1	DE	2				
		T2J 1	G6	3				
		T2J 1	G7	10				
		T2J 1	H7	33				
		SNB 5	B	3				
		SNB 5	C	2				
		SNB 5	DA	1				
		SNB 5	D1	17				
		SNB 5	EA	1				
		SNB 5	E1	32				
		SNB 5P	EA	1				
		SNB 5P	E1	1				
		T 34B	B	1				
		T 34B	D1	9				
		T 34B	E1	15				
		T 34B	MW	131				
		T 28B	B	6				
		T 28B	C	2				
		T 28B	D1	29				
		T 28B	E1	14				
		T 28B	G6	1				
		T 28C	D1	3				
		T 28C	E1	10				
		HTL 6	EJ	1				
				350*				
O&R BUWEPS FR	QUONSET PNT	A4D 2	D1	1				
		AD 7	C	1				
		AD 7	DA	2				
		AD 7	D1	5				
		AD 7	E1	2				
		AD 6	B	1				
		AD 6	C	1				
		AD 6	DA	3				
		AD 6	D1	31				
		AD 6	EA	3				
		AD 6	E1	46				
		AD 6	RD	3				
		AD 6	RE	1				
		AD 5	B	1				
		AD 5	D1	4				
		AD 5	G7	1				
		AD 5	PD	1				
		AD 5N	B	1				
		AD 5N	D1	2				
		AD 5Q	B	1				
		AD 5Q	D1	4				
		AD 5Q	E1	4				
		AD 5W	B	2				
		AD 5W	DA	2				
		AD 5W	D1	9				
		AD 5W	EA	3				
		AD 5W	E1	1				
		S2F 2	FA	1				
		F3D 2T2	NX	2				
		HSS 1	Y	1				
		HUP 2	FA	1				
		HUP 2	PD	1				
				142*				
O&R BUWEPS FR	SAN DIEGO	F8U 2	B	1				
		F8U 2	D1	1				
		F8U 1	DA	2				
		F8U 1	D1	2				
		F8U 1	EA	2				
		F8U 1E	D1	1				
		F11F 1	Y	1				
		F3H 2M	P3	3				
		F2H 4	MY	2				
		F2H 4	NX	1				
		F2H 3	P4	1				
		F3H 2	B	1				
		F3H 2	C	1				
		F3H 2	D1	2				
		F3H 2	NX	1				
		F3H 2	Y	1				
		F3H 2X	D7	7				
		F3D 2M	MX	1				
		F4D 1	EE	1				
		F4D 1	E5	4				
		F4D 1	MX	2				
		F4D 1	NX	1				
		F8U 1P	MX	1				
		F8U 1P	NX	4				
		F9F 5KD	B	2				
		F3D 2Q	B	1				
		F3D 2Q	DA	1				
		F3D 2Q	D1	1				
		F3D 2Q	E1	1				
		F3D 2QX	D4	3				
		F9F 8B	EU	1				
		AD 6	EJ	1				
		AD 6	NX	2				
		AD 5	PD	1				
		WF 2	D1	1				
		S2F 1	B	1				
		S2F 1	D5	1				
		S2F 1	E5	2				
		S2F 1	HF	1				
		P5M 2	H7	1				
		P5M 2	I	1				
		P5M 1	B	1				
		P5M 1	E1	7				
		P5M 1	MX	27				
		P5M 1SX	G8	5				
		P5M 1SX	MY	1				
		R4D 8	B	1				
		R4D 8	F1	1				
		TF 1	D1	1				
		UF 1	ER	2				
		TV 2	EJ	1				
		TV 2	EU	7				
		F3D 2T2	G7	2				
		TV 2D	EU	1				
		HSS 1	D1	4				
		HSS 1	E1	1				
		HSS 1N	D1	2				
		HSS 1N	EA	1				
		HSS 1N	E1	1				
		HSS 1NX	D4	1				
		HO4S 3	E1	1				
		HRS 3	EA	4				
		HRS 3	PD	1				
		HRS 3	WD	1				
		HUS 1	B	2				
		HUS 1	DA	2				
		HUS 1	D1	9				
		HR2S 1	FA	1				
		HUS 1A	D1	1				
		HUP 2	WD	1				
		HUP 2	WE	1				
		HTL 7	FA	1				
		YF2Y 1	P3	1				
				159*				
O&R BUWEPS FR	TULSA	TV 2	D1	11				
				11*				
BUREAU OF NAVAL WEAPONS REPRESENTATIVES								
BWR FR	BALTIMORE	P5M 2S	B	5				
		P5M 2SX	D1	15				
				20*				
BWR FR	BETHPAGE	W2F 1	V	1				
		WF 2	H5	1				
		WF 2	V	4				
		WF 2	Y	1				
		S2F 3	G5	3				
		S2F 3	V	6				
		S2F 1	R	4				
		UF 2	R	2				
				22*				
BWRR FR	BLOOMFIELD	HU2K 1	V	6				
				6*				
BWR FR	BURBANK	P2V 7S	B	1				
		P2V 7S	C	1				
		P2V 7SX	G5	14				
		P2V 5FS	C	2				
		P2V 5FSX	G5	23				
				41*				
BWR FR	COLUMBUS	T2J 1	B	5				
		T2J 1	C	1				
		T2J 1	G5	2				
		T2J 1	G6	2				
				10*				
BWR FR	DALLAS	F8U 2	B	5				
		F8U 2	D5	1				
		F8U 1	D5	4				
		F8U 2N	B	5				
		F8U 2N	B3	10				
		F8U 1P	D5	1				
		R5D 5	D3	2				
		R5D 3	D3	4				
		R5D 2	B	2				
		R5D 2	D3	7				
		R5D 4R	D3	2				
		R5D 1Z	D3	1				
		R4D 8	D1	1				
		R4D 6	D1	6				
		R4D 5	D1	1				
		R4D 8Z	D1	1				
		R4D 7	D1	1				
		HUP 3	B	2				
		HUP 3	D4	6				
				62*				

[redacted]

TOTAL PROGRAM & NON-PROGRAM AIRCRAFT

TABLE 2 LOCATION OF AIRCRAFT INVENTORY AND PLANNED OPERATING ASSIGNMENTS

BY COMMAND AND UNIT

DECLASSIFIED

BUWEPS FR UNIT	LOCATION	MODEL	INVENTORY STATUS	INVENTORY NO ON BOARD	PLANNED OPT'G ASSIGNMENTS 31 MAR 1961	30 JUN 1961	30 SEP 1961	31 DEC 1961
BWR FR	EL SEGUNDO	A4D 2N	V	9				
		A3D 2P	G5	1				
		A3D 2	B	1				
		A3D 2	V	3				
				14*				
BWR FR	EST HARTFORD	HSS 2	V	18				
		HSS 1N	B3	1				
		HSS 1N	V	38				
		HUS 1	V	7				
		HR2S 1	V	1				
				65*				
BWR FR	MARIETTA	GV 1	V	2				
				2*				
BWR FR	MORTON	HUP 3	D4	5				
				5*				
BWR FR	ONTARIO	R4D 8	B	4				
		R4D 8	B1	1				
		R4D 8	D1	7				
		R4D 6	D1	1				
		R4D 6S	B	1				
				14*				
BWR FR	ST LOUIS	F4H 1	B	6				
		F4H 1	C	1				
				7*				
BWR FR	W PALM BEACH	R6D 1	D3	2				
		R4Y 1	D3	4				
				6*				
MISCELLANEOUS BUWEPS ACTIVITIES								
POOL BUWEPS FR	CRPS CHRISTI	P2V 5FD	EN	1				
				1*				
POOL BUWEPS FR	LEMOHIS	F4D 1	MX	1				
		A4D 1	B	1				
		A3D 2	HF	1				
				3*				
POOL BUWEPS FR	OCEANA	A3D 2	HF	1				
				1*				
POOL BUWEPS FR	SO WEYMOUTH	FJ 3	Y	1				
				1*				
ACFT ON LOAN BUWEPS FR								
ATOM ENER COMM		R4D 6R	U	1				
				1*				
BLATZ AIRLINES		R4D 6R	U	1				
				1*				
CAL AIR CHARTR		R4D 5R	U	1				
				1*				
CEN AIRLNE INC		R4D 6R	U	2				
		R4D 5R	U	1				
				3*				
DEPT OF AGRI		SNB 5	U	1				
		R4D 6S	U	1				
				2*				
DEPT OF INT		R4D 6Q	U	1				
				1*				
DEPT OF JUSTCE		R4D 5	U	2				
				2*				
FED AVN AGENCY		F9F 8P	U	2				
		R4D 5	U	1				
		R4D 6R	U	16				
		R4D 5R	U	2				
		R4D 6Z	U	5				
		R4D 5Z	U	1				
		F9F 8T	U	1				
		R4D 6Q	U	3				
		R4D 5Q	U	3				
		R4D 6S	U	11				
		HR2S 1	U	1				
				46*				
FLYING CLUB	CRPS CHRISTI	T 34B	U	1				
				1*				
FLYING CLUB	JOHNSVILLE	T 34B	U	1				
				1*				
FLYING CLUB	LAKEHURST	T 34B	U	1				
				1*				
FLYING CLUB	NEW ORLEANS	T 34B	U	1				
				1*				
FLYING CLUB	NEW RIV JAX	T 34B	U	1				
				1*				
FLYING CLUB	ROTA	T 34B	U	1				
				1*				
FLYING CLUB	WHITING FLD	T 34B	U	1				
				1*				
GEN ELEC CO		T 34B	U	1				
				1*				
LAKE CEN AIRLN		R4D 6R	U	1				
		R4D 5R	U	1				
		T 34B	U	1				
				3*				
NO CEN AIRLNS		R4D 6R	U	2				
				2*				
OZARK AIR INC		R4D 5R	U	3				
				3*				
TRANS TEX AIRW		R4D 5R	U	2				
				2*				
U S ARMY		A4D 1	U	1				
		F9F 8B	U	1				
		T2V 1	U	2				
		T 28B	U	2				
		R4D 6Q	U	4				
		R4D 5Q	U	1				
		R4D 6S	U	1				
		R4D 5S	U	1				
				13*				
USAF		F8U 1	U	1				
		F8U 1D	U	1				
		TV 2D	U	1				
		TV 2KD	U	1				
				4*				

[redacted]

TOTAL PROGRAM & NON-PROGRAM AIRCR DECLASSIFIED

TABLE 2 LOCATION OF AIRCRAFT INVENTORY AND PLANNED OPERATING ASSIGNMENTS

BY COMMAND AND UNIT

BUWEPS FR UNIT	LOCATION	MODEL	INVENTORY STATUS	INVENTORY NO ON BOARD	PLANNED OPT'G. ASSIGNMENTS 31 MAR 1961	30 JUN 1961	30 SEP 1961	31 DEC 1961
STORAGE FACILITIES								
STORAGE FACLTY	LITCHFLD PRK	F8U 1	MX	2				
		F11F 1	MX	26				
		F9F 8	MX	2				
		F9F 8	P3	97				
		F9F 8	P4	6				
		F9F 7	MX	24				
		F9F 6	P3	167				
		F9F 6	P4	1				
		F3H 2M	P3	52				
		F3H 2M	P4	1				
		FJ 4	MX	1				
		FJ 3	MX	49				
		FJ 3	P4	5				
		FJ 3M	MX	11				
		F2H 4	MX	9				
		F2H 4	P4	11				
		F2H 3	MX	22				
		F2H 3	P4	22				
		F3H 2N	P3	14				
		F4D 1	MX	27				
		F8U 1P	MX	17				
		F9F 8P	I	1				
		F9F 8P	MX	45				
		F9F 6D	MX	2				
		F9F 6D	P3	14				
		F9F 6D	P4	3				
		FJ 3D	MX	3				
		A4D 1	MX	3				
		F9F 8B	MX	118				
		F9F 8B	MY	3				
		AD 6	MX	90				
		AD 6	MY	4				
		AD 5	MX	7				
		AD 5	P4	23				
		AD 5	WB	23				
		AD 5N	MX	52				
		AD 5N	P4	3				
		AD 5N	WB	17				
		AD 5Q	MX	4				
		AD 5W	MX	79				
		AD 5W	P4	2				
		S2F 2	MX	7				
		S2F 1	MX	24				
		S2F 1T	MX	2				
		P2V 6	MX	7				
		P2V 6F	MX	1				
		P2V 6M	MX	5				
		P2V 6T	MX	5				
		P2V 4	MX	23				
		P2V 4	P4	4				
		P2V 4	WB	6				
		WV 2	MX	23				
		R4D 6	MX	5				
		R4D 5	MX	9				
		R4D 6R	MX	1				
		R4D 5R	MX	6				
		R4D 6Z	MX	1				
		UF 1	MX	18				
		UF 1T	MX	2				
		JD 1	MX	18				
		JD 1	P4	4				
		JD 1D	MX	2				
		JD 1D	P4	1				
		T2V 1	MX	57				
		TV 2	MX	236				
		TV 2	MY	1				
		TV 2	P4	1				
		F9F 8T	MX	2				
		F3D 2T2	MX	13				
		TV 2D	MX	3				
		TV 2D	P4	2				
		TV 2KD	MX	6				
		TV 2KD	P4	1				
		SNB 5	MX	194				
		SNB 5	MY	1				
		SNB 5	P4	26				
		SNB 5P	MX	9				
		T 34B	MX	12				
		T 28B	MX	58				
		T 28C	MX	95				
		SNJ 6	R	3				
		R4D 5Q	MX	1				
		R4D 6S	MX	3				
		R4D 5S	MX	8				
		T 28BD	MX	2				
		HRS 3	MX	1				
		HRS 3	P4	2				
		HRS 3	WB	2				
		HUP 2	P4	15				
		HUP 2	WB	8				
		F9F 6K	MY	17				
		P4Y 2K	MY	11				
				2020*				
NON OPERATIONAL SUPPORT				1088				
RESERVE STOCK				1698				
TOTAL PROGRAM				2786				
NON PROGRAM (INCLUDING DRONES)				878				
TOTAL INVENTORY				3664				

DECLASSIFIED

[redacted]

TABLE 3 PROGRAM AIRCRAFT

PROGRAM INVENTORY BY STATUS AND PLANNED OPERATING ASSIGNMENTS

BY COMMAND, CLASS AND MODEL

CLASS AND MODEL	COMMAND	TOTAL	BUWEPS FR: NON OPERATIONAL SUPPORT	BUWEPS FR: RESERVE STOCK	OPERATING COMMANDS: OPERATIONAL POOL: READY FOR ISSUE	OPERATING COMMANDS: OPERATIONAL POOL: NOT READY FOR ISSUE: UNDG. PAR & AIRLINE MAINTENANCE	OPERATING COMMANDS: OPERATIONAL POOL: NOT READY FOR ISSUE: OTHER	OPERATING COMMANDS: ON BOARD OPERATING INV.	PLANNED OPT'G ASSIGNMENTS: 31 MAR 1961	PLANNED OPT'G ASSIGNMENTS: 30 JUN 1961	PLANNED OPT'G ASSIGNMENTS: 30 SEP 1961	PLANNED OPT'G ASSIGNMENTS: 31 DEC 1961
	LANT	2212			95	103	88	1926	1962	1987	1975	1973
	PAC	2590			192	174	122	2102	2309	2320	2334	2337
	NABS	578			2	8	6	562	557	560	562	562
	NATRA	1350				56	25	1269	1324	1325	1335	1326
	NART	843			50	51	16	726	732	707	699	710
	RDT&E	169			1	13	2	153	159	158	156	149
	BUWPS	2786	1088	1698								
		10528	1088	1698	340	405	259	6738	7043	7057	7061	7057
FIGHTER JET	LANT	494			18	35	21	420	440	451	450	450
	PAC	703			50	82	26	545	645	645	653	653
	NABS	12					1	11	11	11	11	11
	NATRA	121				14		107	114	114	115	111
	NART	142			23	9	3	107	117	103	103	103
	RDT&E	51				7		44	56	56	55	48
	BUWPS	467	184	283								
		1990	184	283	91	147	51	1234	1383	1380	1387	1376
ATTACK JET	LANT	514			44	31	22	417	421	428	430	424
	PAC	603			73	55	17	458	502	501	512	512
	NATRA	83					2	81	84	90	94	94
	NART	124			16	4	2	102	89	89	89	89
	RDT&E	35				2	1	32	23	23	23	23
	BUWPS	169	43	126								
		1528	43	126	133	92	44	1090	1119	1131	1148	1142
ATTACK PROP	LANT	192			4	1	8	179	176	176	172	172
	PAC	209			10		8	191	196	196	196	196
	NABS	4						4	5	5	5	5
	NATRA	28					1	27	30	30	30	30
	NART	73			2		2	69	70	70	70	65
	RDT&E	9			1			8	14	14	14	14
	BUWPS	401	159	242								
		916	159	242	17	1	19	478	491	491	487	482
ANTI SUBMARINE	LANT	141			8	16	3	114	115	115	115	115
	PAC	102			4	12	1	85	89	89	89	89
	NABS	7				1		6	6	6	6	6
	NATRA	115				14	1	100	98	98	98	98
	NART	200			6	28	2	164	173	173	173	173
	RDT&E	7						7	4	4	4	4
	BUWPS	60	27	33								
		632	27	33	18	71	7	476	485	485	485	485
PATROL	LANT	201			3	8	4	186	183	188	189	189
	PAC	201			19	4	8	170	182	182	182	182
	NABS	1						1	2	2	2	2
	NATRA	11				1		10	14	20	20	20
	NART	97			3	10	3	81	73	65	57	57
	RDT&E	13				2		11	12	12	12	12
	BUWPS	216	132	84								
		740	132	84	25	25	15	459	466	469	462	462
WARNING	LANT	55			6		13	36	39	39	33	33
	PAC	45					8	37	37	37	34	34
	NABS	4					1	3	3	6	6	6
	NATRA	6					2	4	6	6	6	6
	RDT&E	7					1	6	6	6	6	6
	BUWPS	23		23								
		140		23	6		25	86	91	94	85	85
OBSERVATION	LANT	11						11	10	10	10	9
	PAC	24					3	21	20	20	20	20
	BUWPS	6	6									
		41	6				3	32	30	30	30	29
TRANSPORT	LANT	149			1	3	6	139	143	144	143	139
	PAC	129			3	5	8	113	112	107	102	102
	NABS	84						84	87	87	87	87
	NATRA	13						13	14	14	14	14
	NART	57					2	55	62	59	58	58
	RDT&E	10						10	13	13	13	13
	BUWPS	81	58	23								
		523	58	23	4	8	16	414	431	424	417	413
IN FLGT REFUEL	LANT											3
	PAC								3	8	11	11
	BUWPS	2	2									
		2	2						3	8	11	14

[redacted]

[redacted]

DECLASSIFIED

TABLE 3 PROGRAM AIRCRAFT

PROGRAM INVENTORY BY STATUS AND PLANNED OPERATING ASSIGNMENTS

BY COMMAND, CLASS AND MODEL

CLASS AND MODEL	COMMAND	TOTAL	BUWEPS FR		OPERATING COMMANDS				PLANNED OPT'G ASSIGNMENTS			
					OPERATIONAL POOL							
						NOT READY FOR ISSUE						
			NON OPERATIONAL SUPPORT	RESERVE STOCK	READY FOR ISSUE	UNDG. PAR & AIRLINE MAINTENANCE	OTHER	ON BOARD OPERATING INV.	31 MAR 1961	30 JUN 1961	30 SEP 1961	31 DEC 1961
UTILITY	LANT	30			3		2	25	28	28	28	28
	PAC	43			1		2	40	40	40	40	40
	NABS	35			2			33	32	32	34	34
	NATRA	6						6	8	8	8	8
	RDT&E	2						2	5	5	5	5
	BUWPS	59	15	44								
		175	15	44	6		4	106	113	113	115	115
TRAINING JET	LANT	106			3	9	3	91	90	90	90	90
	PAC	153			16	16	3	118	128	128	128	128
	NABS	93				6		87	85	88	85	85
	NATRA	258				27	3	228	259	259	259	259
	NART	45					1	44	40	40	40	40
	RDT&E	18				2		16	11	11	9	9
	BUWPS	402	82	320								
		1075	82	320	19	60	10	584	613	616	611	611
TRAINING PROP	LANT	38					1	37	34	34	34	34
	PAC	62			6		8	48	49	49	49	49
	NABS	271					4	267	261	258	261	261
	NATRA	636					15	621	626	615	619	615
	NART	53					1	52	49	49	49	49
	RDT&E	8						8	8	8	8	8
	BUWPS	664	150	514								
		1732	150	514	6		29	1033	1027	1013	1020	1016
ROTARY WING	LANT	272			5		2	265	275	276	273	279
	PAC	316			10		30	276	306	318	318	321
	NABS	67				1		66	65	65	65	65
	NATRA	73					1	72	71	71	72	71
	NART	52						52	59	59	60	76
	RDT&E	6						6	3	2	3	3
	BUWPS	231	228	3								
		1017	228	3	15	1	33	737	779	791	791	815
AIRSHIPS	LANT	9					3	6	8	8	8	8
	RDT&E	3						3	4	4	4	4
	BUWPS	5	2	3								
		17	2	3			3	9	12	12	12	12
		10528	1088	1698	340	405	259	6738	7043	7057	7061	7057
FIGHTER JET												
VF DAY	LANT	253			10	17	8	218	193	193	177	177
	PAC	298			34	25	10	229	235	236	224	210
	NABS	1					1					
	NATRA	113				14		99	106	106	106	106
	NART	122			23	9	2	88	103	103	103	103
	RDT&E	21				3		18	25	23	19	12
	BUWPS	224	88	136								
		1032	88	136	67	68	21	652	662	661	629	608
VF AW	LANT	187			3	13	13	158	198	209	224	224
	PAC	298			9	46	13	230	317	315	335	349
	NART	20					1	19	14			
	RDT&E	24				3		21	24	26	29	29
	BUWPS	143	68	75								
		672	68	75	12	62	27	428	553	550	588	602
VF P	LANT	39			2	4		33	36	36	36	36
	PAC	59			4	8	1	46	50	50	50	50
	NABS	1						1	1	1	1	1
	NATRA	8						8	8	8	9	5
	RDT&E	2						2	4	4	4	4
	BUWPS	72	5	67								
		181	5	67	6	12	1	90	99	99	100	96
VF D	LANT	9			3	1		5	7	7	7	7
	PAC	25			3	2	1	19	18	18	18	18
	NABS	8						8	8	8	8	8
	RDT&E	4				1		3	3	3	3	3
	BUWPS	17	12	5								
		63	12	5	6	4	1	35	36	36	36	36
VF KD	PAC	7					1	6	7	7	7	7
	NABS	2						2	2	2	2	2
	BUWPS	4	4									
		13	4				1	8	9	9	9	9

[redacted]

DECLASSIFIED

[redacted]

TABLE 3 PROGRAM AIRCRAFT

PROGRAM INVENTORY BY STATUS AND PLANNED OPERATING ASSIGNMENTS

BY COMMAND, CLASS AND MODEL

CLASS AND MODEL	COMMAND	TOTAL	BUWEPS FR: NON OPERATIONAL SUPPORT	BUWEPS FR: RESERVE STOCK	OPERATING COMMANDS: OPERATIONAL POOL: READY FOR ISSUE	OPERATING COMMANDS: OPERATIONAL POOL: NOT READY FOR ISSUE: UNDG. PAR & AIRLINE MAINTENANCE	OPERATING COMMANDS: OPERATIONAL POOL: NOT READY FOR ISSUE: OTHER	OPERATING COMMANDS: ON BOARD OPERATING INV.	PLANNED OPT'G ASSIGNMENTS: 31 MAR 1961	PLANNED OPT'G ASSIGNMENTS: 30 JUN 1961	PLANNED OPT'G ASSIGNMENTS: 30 SEP 1961	PLANNED OPT'G ASSIGNMENTS: 31 DEC 1961
VF Q	LANT	6						6	6	6	6	6
	PAC	16				1		15	18	19	19	19
	BUWPS	7	7									
		29	7			1		21	24	25	25	25
		1990	184	283	91	147	51	1234	1383	1380	1387	1376
ATTACK JET												
VA DAY	LANT	400			37	24	14	325	328	328	328	328
	PAC	510			70	44	16	380	425	424	424	424
	NATRA	83					2	81	84	90	94	94
	NART	124			16	4	2	102	89	89	89	89
	RDT&E	26				2	1	23	17	17	17	17
	BUWPS	157	31	126								
		1300	31	126	123	74	35	911	943	948	952	952
VA P	LANT	12			6			6	9	9	9	9
	PAC	12			1	2		9	10	10	9	9
	RDT&E	2						2				
	BUWPS	1	1									
		27	1		7	2		17	19	19	18	18
VA Q	LANT	11			1			10	9	9	9	9
	PAC	10						10	8	8	8	8
	RDT&E	2						2				
	BUWPS	1	1									
		24	1		1			22	17	17	17	17
VA HT	LANT	6						6	4	4	4	4
	PAC	6			1		1	4	4	4	3	3
		12			1		1	10	8	8	7	7
VA H	LANT	85				7	8	70	71	78	80	74
	PAC	65			1	9		55	55	55	68	68
	RDT&E	5						5	6	6	6	6
	BUWPS	10	10									
		165	10		1	16	8	130	132	139	154	148
		1528	43	126	133	92	44	1090	1119	1131	1148	1142
ATTACK PROP												
VA DAY	LANT	127			2		4	121	115	115	111	111
	PAC	131			7		4	120	130	130	130	130
	NABS	2						2	3	3	3	3
	NATRA	28					1	27	24	24	24	24
	NART	56			2			54	52	55	55	50
	RDT&E	4			1			3	4	4	4	4
	BUWPS	216	113	103								
		564	113	103	12		9	327	328	331	327	322
VA AW	LANT	14			1			13	14	14	14	14
	PAC	19						19	18	18	18	18
	NABS	2						2	2	2	2	2
	NATRA								6	6	6	6
	NART	17					2	15	18	15	15	15
	RDT&E	4						4	6	6	6	6
	BUWPS	72	15	57								
		128	15	57	1		2	53	64	61	61	61
VA W	LANT	51			1	1	4	45	47	47	47	47
	PAC	59			3		4	52	48	48	48	48
	RDT&E	1						1	4	4	4	4
	BUWPS	113	31	82								
		224	31	82	4	1	8	98	99	99	99	99
		916	159	242	17	1	19	478	491	491	487	482
ANTI SUBMARINE												
VS	LANT	141			8	16	3	114	115	115	115	115
	PAC	102			4	12	1	85	89	89	89	89
	NABS	7				1		6	6	6	6	6
	NATRA	115				14	1	100	98	98	98	98
	NART	200			6	28	2	164	173	173	173	173
	RDT&E	7						7	4	4	4	4
	BUWPS	60	27	33								
		632	27	33	18	71	7	476	485	485	485	485
		632	27	33	18	71	7	476	485	485	485	485

[redacted]

TABLE 3

PROGRAM AIRCRAFT

PROGRAM INVENTORY BY STATUS AND PLANNED OPERATING ASSIGNMENTS

BY COMMAND, CLASS AND MODEL

CLASS AND MODEL	COMMAND	TOTAL	BUWEPS FR		OPERATING COMMANDS				PLANNED OPT'G ASSIGNMENTS			
					OPERATIONAL POOL							
						NOT READY FOR ISSUE						
			NON OPERATIONAL SUPPORT	RESERVE STOCK	READY FOR ISSUE	UNDG. PAR & AIRLINE MAINTENANCE	OTHER	ON BOARD OPERATING INV.	31 MAR 1961	30 JUN 1961	30 SEP 1961	31 DEC 1961
PATROL												
VP L	LANT	155			3	8	3	141	144	150	162	162
	PAC	128			15	4		109	120	120	120	120
	NABS	1						1	1	1	1	1
	NATRA	9				1		8	10	10	10	10
	NART	97			3	10	3	81	73	65	57	57
	RDT&E	12				2		10	11	11	11	11
	BUWPS	130	89	41								
		532	89	41	21	25	6	350	359	357	361	361
VP LD	LANT	2						2	2	2	2	2
	PAC	4			1			3	2	2	2	2
	NABS								1	1	1	1
	RDT&E	1						1	1	1	1	1
	BUWPS	1	1									
		8	1		1			6	6	6	6	6
VP S	LANT	44					1	43	37	36	25	25
	PAC	69			3		8	58	60	60	60	60
	NATRA	2						2	4	10	10	10
	BUWPS	85	42	43								
		200	42	43	3		9	103	101	106	95	95
		740	132	84	25	25	15	459	466	469	462	462
WARNING												
VW WEA	LANT	7					2	5	6	6	6	6
		7					2	5	6	6	6	6
VW AEW	LANT	44			5		11	28	30	30	24	24
	PAC	41					7	34	34	34	31	31
	NABS	4					1	3	3	6	6	6
	NATRA	6					2	4	6	6	6	6
	RDT&E	7					1	6	6	6	6	6
	BUWPS	23		23								
		125		23	5		22	75	79	82	73	73
VW Q	LANT	4			1			3	3	3	3	3
	PAC	4					1	3	3	3	3	3
		8			1		1	6	6	6	6	6
		140		23	6		25	86	91	94	85	85
OBSERVATION												
VO	LANT	11						11	10	10	10	9
	PAC	24					3	21	20	20	20	20
	BUWPS	6	6									
		41	6				3	32	30	30	30	29
		41	6				3	32	30	30	30	29
TRANSPORT												
VR H	LANT	31			1		1	29	31	31	30	30
	PAC	56					5	51	49	46	42	42
	NABS	13						13	14	14	14	14
	NATRA	3						3	4	4	4	4
	NART	39					1	38	43	44	44	45
	RDT&E	3						3	3	3	3	3
	BUWPS	20	20									
		165	20		1		7	137	144	142	137	138
VR M	LANT	82					4	78	80	80	80	77
	PAC	44					2	42	40	38	38	38
	NABS	62						62	64	64	64	64
	NATRA	10						10	10	10	10	10
	NART	17					1	16	18	14	13	12
	RDT&E	6						6	8	8	8	8
	BUWPS	60	37	23								
		281	37	23			7	214	220	214	213	209

DECLASSIFIED

[redacted]

TABLE 3 PROGRAM AIRCRAFT

PROGRAM INVENTORY BY STATUS AND PLANNED OPERATING ASSIGNMENTS

BY COMMAND, CLASS AND MODEL

CLASS AND MODEL	COMMAND	TOTAL	BUWEPS FR: NON OPERATIONAL SUPPORT	BUWEPS FR: RESERVE STOCK	OPERATING COMMANDS: OPERATIONAL POOL: READY FOR ISSUE	OPERATING COMMANDS: OPERATIONAL POOL: NOT READY FOR ISSUE: UNDG. PAR & AIRLINE MAINTENANCE	OPERATING COMMANDS: OPERATIONAL POOL: NOT READY FOR ISSUE: OTHER	OPERATING COMMANDS: ON BOARD OPERATING INV.	PLANNED OPT'G ASSIGNMENTS: 31 MAR 1961	30 JUN 1961	30 SEP 1961	31 DEC 1961
VR C	LANT	36				3	1	32	32	33	33	32
	PAC	29			3	5	1	20	23	23	22	22
	NABS	9						9	9	9	9	9
	NART	1						1	1	1	1	1
	RDT&E	1						1	2	2	2	2
	BUWPS	1	1									
		77	1		3	8	2	63	67	68	67	66
		523	58	23	4	8	16	414	431	424	417	413
IN FLGT REFUEL												
VG	LANT											3
	PAC								3	8	11	11
	BUWPS	2	2									
		2	2						3	8	11	14
		2	2						3	8	11	14
UTILITY												
VU SAR	LANT	19			3		2	14	17	17	17	17
	PAC	22			1			21	21	21	21	21
	NABS	20			2			18	18	18	18	18
	NATRA	2						2	2	2	2	2
	RDT&E	1						1	1	1	1	1
	BUWPS	32	9	23								
		96	9	23	6		2	56	59	59	59	59
VU TOW	LANT	11						11	11	11	11	11
	PAC	16					2	14	15	15	15	15
	RDT&E	1						1	1	1	1	1
	BUWPS	24	6	18								
		52	6	18			2	26	27	27	27	27
VU T&D	PAC	5						5	4	4	4	4
	NABS	1						1				
	RDT&E								3	3	3	3
	BUWPS	3		3								
		9		3				6	7	7	7	7
VU L	NABS	14						14	14	14	16	16
	NATRA	4						4	6	6	6	6
		18						18	20	20	22	22
		175	15	44	6		4	106	113	113	115	115
TRAINING JET												
VT	LANT	106			3	9	3	91	90	90	90	90
	PAC	148			15	16	1	116	125	125	125	125
	NABS	90				6		84	82	85	82	82
	NATRA	258				27	3	228	259	259	259	259
	NART	45					1	44	40	40	40	40
	RDT&E	18				2		16	11	11	9	9
	BUWPS	392	81	311								
		1057	81	311	18	60	8	579	607	610	605	605
VT D	PAC	5			1		2	2	3	3	3	3
	NABS	2						2	2	2	2	2
	BUWPS	4	1	3								
		11	1	3	1		2	4	5	5	5	5
VT KD	NABS	1						1	1	1	1	1
	BUWPS	6		6								
		7		6				1	1	1	1	1
		1075	82	320	19	60	10	584	613	616	611	611
TRAINING PROP												
VT ME	LANT	23					1	22	23	23	23	23
	PAC	48			4		7	37	36	36	36	36
	NABS	212					4	208	203	198	191	191
	NATRA	78					3	75	72	72	72	72
	NART	40					1	39	33	33	33	33
	RDT&E								1	1		1
	BUWPS	251	56	195								
		652	56	195	4		16	381	368	363	356	356

[redacted]

[redacted]

DECLASSIFIED

TABLE 3 PROGRAM AIRCRAFT

PROGRAM INVENTORY BY STATUS AND PLANNED OPERATING ASSIGNMENTS

BY COMMAND, CLASS AND MODEL

CLASS AND MODEL	COMMAND	TOTAL	BUWEPS FR: NON OPERATIONAL SUPPORT	BUWEPS FR: RESERVE STOCK	OPERATING COMMANDS: OPERATIONAL POOL: READY FOR ISSUE	OPERATING COMMANDS: OPERATIONAL POOL: NOT READY FOR ISSUE: UNDG. PAR & AIRLINE MAINTENANCE	OPERATING COMMANDS: OPERATIONAL POOL: NOT READY FOR ISSUE: OTHER	OPERATING COMMANDS: ON BOARD OPERATING INV	PLANNED OPT'G ASSIGNMENTS: 31 MAR 1961	PLANNED OPT'G ASSIGNMENTS: 30 JUN 1961	PLANNED OPT'G ASSIGNMENTS: 30 SEP 1961	PLANNED OPT'G ASSIGNMENTS: 31 DEC 1961
VT MEP	PAC	6			2			4	5	5	5	5
	NABS	9						9	8	8	8	8
	NATRA	9						9	8	8	8	8
	NART	4						4	4	4	4	4
	BUWPS	11	2	9								
		39	2	9	2			26	25	25	25	25
VT SE	LANT	13						13	9	9	9	9
	PAC	8					1	7	8	8	8	8
	NABS	47						47	47	49	59	59
	NATRA	536					12	524	534	523	527	523
	NART	7						7	10	10	10	10
	RDT&E	5						5	5	5	5	5
	BUWPS	386	90	296								
		1002	90	296			13	603	613	604	618	614
VT E	NART	2						2	2	2	2	2
	BUWPS	13	1	12								
		15	1	12				2	2	2	2	2
VT NAV	NATRA	13						13	12	12	12	12
	BUWPS	1	1									
		14	1					13	12	12	12	12
VT D	LANT	2						2	2	2	2	2
	NABS	3						3	3	3	3	3
	RDT&E	3						3	2	2	2	2
	BUWPS	2		2								
		10		2				8	7	7	7	7
		1732	150	514	6		29	1033	1027	1013	1020	1016
ROTARY WING												
HS	LANT	85						85	92	92	87	92
	PAC	67					6	61	70	71	71	71
	NART	20						20	26	26	26	42
	RDT&E	4						4				
	BUWPS	94	94									
		270	94				6	170	188	189	184	205
HO	LANT	13			1			12	12	12	12	12
	PAC	23					2	21	24	24	24	24
	NABS	4						4	4	4	4	4
	NATRA	21						21	20	20	21	21
	BUWPS	29	29									
		90	29		1		2	58	60	60	61	61
HR L	LANT	104			3		1	100	96	96	96	100
	PAC	156			7		13	136	148	157	155	162
	NABS	40				1		39	38	38	38	38
	NATRA	12						12	10	10	10	10
	RDT&E	1						1	1	1	1	1
	BUWPS	38	37	1								
		351	37	1	10	1	14	288	293	302	300	311
HR M	LANT	14						14	14	14	14	14
	PAC	12						12	13	13	13	13
	NABS	2						2	2	2	2	2
	BUWPS	10	10									
		38	10					28	29	29	29	29
HU	LANT	51			1		1	49	54	55	58	55
	PAC	57			3		9	45	49	51	53	49
	NABS	21						21	21	21	21	21
	NATRA	12						12	14	14	14	14
	NART	29						29	30	30	30	30
	RDT&E	1						1	2	1	2	2
	BUWPS	38	38									
		209	38		4		10	157	170	172	178	171
HT	LANT	5						5	7	7	6	6
	PAC	1						1	2	2	2	2
	NATRA	28					1	27	27	27	27	26
	NART	3						3	3	3	4	4
	BUWPS	22	20	2								
		59	20	2			1	36	39	39	39	38
		1017	228	3	15	1	33	737	779	791	791	815

[redacted]

DECLASSIFIED

CONFIDENTIAL

TABLE 3 PROGRAM AIRCRAFT

PROGRAM INVENTORY BY STATUS AND PLANNED OPERATING ASSIGNMENTS

BY COMMAND, CLASS AND MODEL

CLASS AND MODEL	COMMAND	TOTAL	BUWEPS FR: NON OPERATIONAL SUPPORT	BUWEPS FR: RESERVE STOCK	OPERATING COMMANDS: OPERATIONAL POOL: READY FOR ISSUE	OPERATING COMMANDS: OPERATIONAL POOL: NOT READY FOR ISSUE: UNDG. PAR & AIRLINE MAINTENANCE	OPERATING COMMANDS: OPERATIONAL POOL: NOT READY FOR ISSUE: OTHER	OPERATING COMMANDS: ON BOARD OPERATING INV.	PLANNED OPT'G ASSIGNMENTS: 31 MAR 1961	PLANNED OPT'G ASSIGNMENTS: 30 JUN 1961	PLANNED OPT'G ASSIGNMENTS: 30 SEP 1961	PLANNED OPT'G ASSIGNMENTS: 31 DEC 1961
AIRSHIPS												
ZP	LANT	5					2	3	4	4	4	4
	RDT&E	3						3	4	4	4	4
	BUWPS	3	1	2								
		11	1	2			2	6	8	8	8	8
ZW	LANT	4					1	3	4	4	4	4
	BUWPS	2	1	1								
		6	1	1			1	3	4	4	4	4
		17	2	3			3	9	12	12	12	12
FIGHTER JET												
VF DAY												
* F8U 2	LANT	70			2	6	1	61	56	56	54	54
	PAC	82			3	12	1	66	72	72	72	72
	RDT&E	4						4	6	6	6	6
	BUWPS	14	14									
		170	14		5	18	2	131	134	134	132	132
F8U 1	LANT	92			3	7	2	80	74	74	68	70
	PAC	108			15	7	5	81	82	87	89	75
	NABS	1					1					
	RDT&E	3						3	6	4	2	2
	BUWPS	18	16	2								
		222	16	2	18	14	8	164	162	165	159	147
F8U 1E	LANT	41				1	4	36	36	36	36	36
	PAC	64			5	4	1	54	54	54	40	40
	RDT&E	1						1				
	BUWPS	3	3									
		109	3		5	5	5	91	90	90	76	76
F11F 1	LANT	16			2		1	13				
	PAC	14			2		2	10				
	NATRA	72				8		64	70	70	70	70
	RDT&E	5				2		3	6	6	4	4
	BUWPS	37	10	27								
		144	10	27	4	10	3	90	76	76	74	74
F9F 8	NART	21			3			18	24	24	24	24
	RDT&E	2						2				
	BUWPS	3	1	2								
		26	1	2	3			20	24	24	24	24
F9F 7	BUWPS	24		24								
		24		24								
F3H 2M	BUWPS	2	2									
		2	2									
FJ 4	PAC	30			9	2	1	18	27	23	23	23
	NATRA	41				6		35	36	36	36	36
	NART	21			2	2	1	16	15	15	15	15
	RDT&E	3						3	4	5	5	
	BUWPS	10	9	1								
		105	9	1	11	10	2	72	82	79	79	74
FJ 3	LANT	8			3			5	6	6		
	NART	45			17	4		24	29	29	29	29
	RDT&E	3				1		2	3	2	2	
	BUWPS	57	14	43								
		113	14	43	20	5		31	38	37	31	29
FJ 3M	LANT	26				3		23	21	21	19	17
	NART	35			1	3	1	30	35	35	35	35
	BUWPS	56	19	37								
		117	19	37	1	6	1	53	56	56	54	52
		1032	88	136	67	68	21	652	662	661	629	608

* COMBAT FIRST LINE MODELS

CONFIDENTIAL

DECLASSIFIED

TABLE 3

PROGRAM AIRCRAFT

PROGRAM INVENTORY BY STATUS AND PLANNED OPERATING ASSIGNMENTS

BY COMMAND, CLASS AND MODEL

CLASS AND MODEL	COMMAND	TOTAL	BUWEPS FR: NON OPERATIONAL SUPPORT	BUWEPS FR: RESERVE STOCK	OPERATING COMMANDS: OPERATIONAL POOL: READY FOR ISSUE	OPERATING COMMANDS: OPERATIONAL POOL: NOT READY FOR ISSUE: UNDG. PAR & AIRLINE MAINTENANCE	OPERATING COMMANDS: OPERATIONAL POOL: NOT READY FOR ISSUE: OTHER	OPERATING COMMANDS: ON BOARD OPERATING INV.	PLANNED OPT'G ASSIGNMENTS: 31 MAR 1961	PLANNED OPT'G ASSIGNMENTS: 30 JUN 1961	PLANNED OPT'G ASSIGNMENTS: 30 SEP 1961	PLANNED OPT'G ASSIGNMENTS: 31 DEC 1961
VF AW												
* F8U 2N	LANT	9						9	20	20	36	36
	PAC	26						26	48	48	62	76
	RDT&E								1	2	4	4
	BUWPS	15	15									
		50	15					35	69	70	102	116
F2H 4	NART	13					1	12	8			
	BUWPS	17	2	15								
		30	2	15			1	12	8			
F2H 3	NART	7						7	6			
	BUWPS	27	1	26								
		34	1	26				7	6			
* F3H 2	LANT	73			2	3	8	60	68	70	70	70
	PAC	147			2	29	11	105	145	143	135	135
	RDT&E	8				2		6	8	8	8	8
	BUWPS	15	14	1								
		243	14	1	4	34	19	171	221	221	213	213
* F3H 2X	BUWPS	9	9									
		9	9									
* F3H 2N	RDT&E	3						3	1	1	1	
	BUWPS	2	2									
		5	2					3	1	1	1	
* F4H 1	LANT								2	15	16	28
	PAC	2						2	18	18	32	32
	RDT&E	1						1	1	2	3	4
	BUWPS	7	7									
		10	7					3	21	35	51	64
F3D 2	RDT&E	2						2	2	2	2	2
		2						2	2	2	2	2
F3D 2M	BUWPS	1		1								
		1		1								
F4D 1	LANT	105			1	10	5	89	108	104	102	90
	PAC	123			7	17	2	97	106	106	106	106
	RDT&E	10				1		9	11	11	11	11
	BUWPS	50	18	32								
		288	18	32	8	28	7	195	225	221	219	207
		672	68	75	12	62	27	428	553	550	588	602
VF P												
* F8U 1P	LANT	39			2	4		33	36	36	36	36
	PAC	59			4	8	1	46	50	50	50	50
	NABS	1						1	1	1	1	1
	NATRA										5	5
	RDT&E	1						1	3	3	3	3
	BUWPS	26	4	22								
		126	4	22	6	12	1	81	90	90	95	95
F9F 8P	NATRA	8						8	8	8	4	
	RDT&E	1						1	1	1	1	1
	BUWPS	46	1	45								
		55	1	45				9	9	9	5	1
		181	5	67	6	12	1	90	99	99	100	96
VF D												
F8U 1D	NABS	2						2	2	2	2	2
		2						2	2	2	2	2
F9F 6D	PAC	1						1				
	BUWPS	2		2								
		3		2				1				
FJ 3D	PAC	10			2			8	6	6	6	6
	NABS	2						2	2	2	2	2
	BUWPS	14	11	3								
		26	11	3	2			10	8	8	8	8
FJ 3D2	LANT	9			3	1		5	7	7	7	7
	PAC	14			1	2	1	10	12	12	12	12
	NABS	4						4	4	4	4	4
	RDT&E	4				1		3	3	3	3	3
	BUWPS	1	1									
		32	1		4	4	1	22	26	26	26	26
		63	12	5	6	4	1	35	36	36	36	36

* COMBAT FIRST LINE MODELS

DECLASSIFIED

[redacted]

TABLE 3 PROGRAM AIRCRAFT

PROGRAM INVENTORY BY STATUS AND PLANNED OPERATING ASSIGNMENTS

BY COMMAND, CLASS AND MODEL

CLASS AND MODEL		COMMAND	TOTAL	BUWEPS FR: NON OPERATIONAL SUPPORT	BUWEPS FR: RESERVE STOCK	OPERATING COMMANDS: OPERATIONAL POOL: READY FOR ISSUE	OPERATING COMMANDS: OPERATIONAL POOL: NOT READY FOR ISSUE: UNDG. PAR & AIRLINE MAINTENANCE	OPERATING COMMANDS: OPERATIONAL POOL: NOT READY FOR ISSUE: OTHER	OPERATING COMMANDS: ON BOARD OPERATING INV.	PLANNED OPT'G ASSIGNMENTS: 31 MAR 1961	PLANNED OPT'G ASSIGNMENTS: 30 JUN 1961	PLANNED OPT'G ASSIGNMENTS: 30 SEP 1961	PLANNED OPT'G ASSIGNMENTS: 31 DEC 1961
VF KD													
	F9F 5KD	PAC	7					1	6	7	7	7	7
		NABS	2						2	2	2	2	2
		BUWPS	4	4									
			13	4				1	8	9	9	9	9
			13	4				1	8	9	9	9	9
VF Q													
	F3D 2Q	LANT	6						6	6	6	6	6
		PAC	16				1		15	18	19	19	19
		BUWPS	4	4									
			26	4			1		21	24	25	25	25
	F3D 2QX	BUWPS	3	3									
			3	3									
			29	7			1		21	24	25	25	25
ATTACK JET													
VA DAY													
	* A4D 2	LANT	258			33	22	13	190	208	204	196	184
		PAC	178			7	15	7	149	145	138	144	144
		RDT&E	4						4	4	4	4	4
		BUWPS	6	6									
			446	6		40	37	20	343	357	346	344	332
	* A4D 2N	LANT	116			4		1	111	104	120	132	144
		PAC	150			40	1	2	107	133	165	165	185
		RDT&E	7						7	5	5	5	5
		BUWPS	11	11									
			284	11		44	1	3	225	242	290	302	334
	A4D 1	LANT	26				2		24	16	4		
		PAC	43			15	2	3	23	25			
		NART	35			13	3		19	32	32	32	32
		RDT&E	7				1	1	5	4	4	4	4
		BUWPS	5	2	3								
			116	2	3	28	8	4	71	77	40	36	36
	FJ 4B	PAC	139			8	26	4	101	122	121	115	95
		NART	19			2	1		16	17	17	17	17
		RDT&E	6				1		5	4	4	4	4
		BUWPS	2	2									
			166	2		10	28	4	122	143	142	136	116
	F9F 8B	NATRA	83					2	81	84	90	94	94
		NART	70			1		2	67	40	40	40	40
		RDT&E	2						2				
		BUWPS	133	10	123								
			288	10	123	1		4	150	124	130	134	134
			1300	31	126	123	74	35	911	943	948	952	952
VA P													
	* A3D 2P	LANT	12			6			6	9	9	9	9
		PAC	12			1	2		9	10	10	9	9
		RDT&E	1						1				
		BUWPS	1	1									
			26	1		7	2		16	19	19	18	18
	A3D 1P	RDT&E	1						1				
			1						1				
			27	1		7	2		17	19	19	18	18
VA Q													
	* A3D 2Q	LANT	11			1			10	9	9	9	9
		PAC	9						9	8	8	8	8
		RDT&E	1						1				
		BUWPS	1	1									
			22	1		1			20	17	17	17	17
	A3D 1Q	PAC	1						1				
		RDT&E	1						1				
			2						2				
			24	1		1			22	17	17	17	17
VA HT													
	* A3D 2T	LANT	6						6	4	4	4	4
		PAC	6			1		1	4	4	4	3	3
			12			1		1	10	8	8	7	7
			12			1		1	10	8	8	7	7

* COMBAT FIRST LINE MODELS

[redacted]

[redacted]

DECLASSIFIED

TABLE 3 PROGRAM AIRCRAFT

PROGRAM INVENTORY BY STATUS AND PLANNED OPERATING ASSIGNMENTS

BY COMMAND, CLASS AND MODEL

CLASS AND MODEL	COMMAND	TOTAL	BUWEPS FR: NON OPERATIONAL SUPPORT	BUWEPS FR: RESERVE STOCK	OPERATING COMMANDS: OPERATIONAL POOL: READY FOR ISSUE	OPERATING COMMANDS: OPERATIONAL POOL: NOT READY FOR ISSUE: UNDG. PAR & AIRLINE MAINTENANCE	OPERATING COMMANDS: OPERATIONAL POOL: NOT READY FOR ISSUE: OTHER	OPERATING COMMANDS: ON BOARD OPERATING INV.	PLANNED OPT'G ASSIGNMENTS: 31 MAR 1961	PLANNED OPT'G ASSIGNMENTS: 30 JUN 1961	PLANNED OPT'G ASSIGNMENTS: 30 SEP 1961	PLANNED OPT'G ASSIGNMENTS: 31 DEC 1961
VA H												
* A3J 1	LANT								2	9	18	22
	RDT&E	1						1	1	1	1	1
		1						1	3	10	19	23
* A3D 2	LANT	72				5	7	60	59	59	53	43
	PAC	52			1	5		46	45	45	58	58
	RDT&E								3	3	3	3
	BUWPS	10	10									
		134	10		1	10	7	106	107	107	114	104
A3D 1	LANT	13				2	1	10	10	10	9	9
	PAC	13				4		9	10	10	10	10
	RDT&E	4						4	2	2	2	2
		30				6	1	23	22	22	21	21
		165	10		1	16	8	130	132	139	154	148
ATTACK PROP												
VA DAY												
AD 7	PAC	41			1		2	38	34	34	34	34
	BUWPS	10	10									
		51	10		1		2	38	34	34	34	34
AD 6	LANT	113			1		2	110	103	103	103	103
	PAC	77			1		2	74	84	84	84	84
	NATRA	23					1	22	21	21	21	21
	RDT&E	1						1	2	2	2	2
	BUWPS	193	97	96								
		407	97	96	2		5	207	210	210	210	210
AD 5	LANT	14			1		2	11	12	12	8	8
	PAC	13			5			8	12	12	12	12
	NABS	2						2	3	3	3	3
	NATRA	5						5	3	3	3	3
	NART	56			2			54	52	55	55	50
	RDT&E	3			1			2	2	2	2	2
	BUWPS	13	6	7								
		106	6	7	9		2	82	84	87	83	78
		564	113	103	12		9	327	328	331	327	322
VA AW												
AD 5N	NATRA								6	6	6	6
	NART	17					2	15	18	15	15	15
	RDT&E	4						4	5	5	5	5
	BUWPS	57	4	53								
		78	4	53			2	19	29	26	26	26
AD 5Q	LANT	12			1			11	12	12	12	12
	PAC	17						17	16	16	16	16
	NABS	2						2	2	2	2	2
	RDT&E								1	1	1	1
	BUWPS	15	11	4								
		46	11	4	1			30	31	31	31	31
TF 1Q	LANT	2						2	2	2	2	2
	PAC	2						2	2	2	2	2
		4						4	4	4	4	4
		128	15	57	1		2	53	64	61	61	61
VA W												
* WZF 1	BUWPS	1	1									
		1	1									
* WF 2	LANT	26				1	1	24	23	27	29	29
	PAC	30			3			27	26	29	31	32
	RDT&E	1						1	2	2	2	2
	BUWPS	8	8									
		65	8		3		1	52	51	58	62	63
AD 5W	LANT	25			1		3	21	24	20	18	18
	PAC	29					4	25	22	19	17	16
	RDT&E								2	2	2	2
	BUWPS	104	22	82								
		158	22	82	1		7	46	48	41	37	36
		224	31	82	4	1	8	98	99	99	99	99

* COMBAT FIRST LINE MODELS

[redacted]

DECLASSIFIED

[redacted]

TABLE 3 PROGRAM AIRCRAFT

PROGRAM INVENTORY BY STATUS AND PLANNED OPERATING ASSIGNMENTS

BY COMMAND, CLASS AND MODEL

CLASS AND MODEL	COMMAND	TOTAL	BUWEPS FR: NON OPERATIONAL SUPPORT	BUWEPS FR: RESERVE STOCK	OPERATING COMMANDS: OPERATIONAL POOL: READY FOR ISSUE	OPERATING COMMANDS: OPERATIONAL POOL: NOT READY FOR ISSUE: UNDG. PAR & AIRLINE MAINTENANCE	OPERATING COMMANDS: OPERATIONAL POOL: NOT READY FOR ISSUE: OTHER	OPERATING COMMANDS: ON BOARD OPERATING INV.	PLANNED OPT'G ASSIGNMENTS: 31 MAR 1961	PLANNED OPT'G ASSIGNMENTS: 30 JUN 1961	PLANNED OPT'G ASSIGNMENTS: 30 SEP 1961	PLANNED OPT'G ASSIGNMENTS: 31 DEC 1961
ANTI SUBMARINE												
VS												
* S2F 3	LANT	17						17	18	22	22	29
	PAC								4	12	20	22
	RDT&E	3						3	2	2	2	2
	BUWPS	9	9									
		29	9					20	24	36	44	53
S2F 2	LANT	3					2	1	1	1	1	1
	PAC	1						1				
	NABS	1						1				
	NART	40			2	3		35	40	41	41	41
	BUWPS	8	1	7								
		53	1	7	2	3	2	38	41	42	42	42
* S2F 1X	BUWPS	3	3									
		3	3									
* S2F 1	LANT	43			2	4	1	36	96	92	92	85
	PAC	45			3	3	1	38	85	77	69	67
	NABS	5				1		4	6	6	6	6
	NATRA	22				1		21				
	NART	160			4	25	2	129	133	132	132	132
	RDT&E	4						4	2	2	2	2
	BUWPS	37	13	24								
		316	13	24	9	34	4	232	322	309	301	292
* S2F 1T	NATRA	93				13	1	79				
	BUWPS	3	1	2								
		96	1	2		13	1	79				
S2F 1 1T	NATRA								98	98	98	98
									98	98	98	98
* S2F 1S	LANT	76			6	12		58				
	PAC	54			1	9		44				
	NABS	1						1				
		131			7	21		103				
* S2F 1S1	LANT	2						2				
	PAC	2						2				
		4						4				
		632	27	33	18	71	7	476	485	485	485	485
PATROL												
VP L												
* P2V 7	LANT	3						3	3	3	3	3
	RDT&E	2				1		1	2	2	2	2
	BUWPS	7	7									
		12	7			1		4	5	5	5	5
* P2V 7S	LANT	74			3	8	2	61	63	63	75	75
	PAC	68			7	4		57	60	60	60	60
	BUWPS	5	5									
		147	5		10	12	2	118	123	123	135	135
* P2V 7SX	BUWPS	14	14									
		14	14									
P2V 6	NART	14			1	1		12	4	4	4	4
	BUWPS	7		7								
		21		7	1	1		12	4	4	4	4
P2V 6F	NART	1						1				
	BUWPS	1		1								
		2		1				1				
P2V 6 6F	NART								8	6	6	6
									8	6	6	6
P2V 6M	RDT&E	1				1						
	BUWPS	9	4	5								
		10	4	5		1						
P2V 6T	NATRA	9				1		8	7	7	7	7
	BUWPS	5		5								
		14		5		1		8	7	7	7	7

* COMBAT FIRST LINE MODELS

[redacted]

TABLE 3

PROGRAM AIRCRAFT

PROGRAM INVENTORY BY STATUS AND PLANNED OPERATING ASSIGNMENTS

DECLASSIFIED

BY COMMAND, CLASS AND MODEL

CLASS AND MODEL	COMMAND	TOTAL	BUWEPS FR: NON OPERATIONAL SUPPORT	BUWEPS FR: RESERVE STOCK	OPERATING COMMANDS: OPERATIONAL POOL: READY FOR ISSUE	OPERATING COMMANDS: OPERATIONAL POOL: NOT READY FOR ISSUE: UNDG. PAR & AIRLINE MAINTENANCE	OPERATING COMMANDS: OPERATIONAL POOL: NOT READY FOR ISSUE: OTHER	OPERATING COMMANDS: ON BOARD OPERATING INV.	PLANNED OPT'G ASSIGNMENTS: 31 MAR 1961	PLANNED OPT'G ASSIGNMENTS: 30 JUN 1961	PLANNED OPT'G ASSIGNMENTS: 30 SEP 1961	PLANNED OPT'G ASSIGNMENTS: 31 DEC 1961
P2V 6TX	BUWPS	1	1									
		1	1									
*P2V 5F	LANT	2						2				
	NATRA								3	3	3	3
	NART	78			2	9	3	64	59	55	47	47
	RDT&E	5						5	5	5	6	6
	BUWPS	33	33									
		118	33		2	9	3	71	67	63	56	56
*P2V 5FS	LANT	76					1	75	78	84	84	84
	PAC	60			8			52	60	60	60	60
	NABS	1						1	1	1	1	1
	RDT&E	2						2	2	2	2	2
	BUWPS	2	2									
		141	2		8		1	130	141	147	147	147
*P2V 5FSX	BUWPS	23	23									
		23	23									
P2V 4	NART	4						4	2			
	RDT&E	2						2	2	2	1	1
	BUWPS	23		23								
		29		23				6	4	2	1	1
		532	89	41	21	25	6	350	359	357	361	361
VP LD												
*P2V 5FD	LANT	2						2	2	2	2	2
	PAC	4			1			3	2	2	2	2
	NABS								1	1	1	1
	RDT&E	1						1	1	1	1	1
	BUWPS	1	1									
		8	1		1			6	6	6	6	6
		8	1		1			6	6	6	6	6
VP S												
*P5M 2	PAC	4					4					
	NATRA									3	3	3
	BUWPS	4	3	1								
		8	3	1			4			3	3	3
*P5M 2S	LANT	27					1	26	31	31	25	25
	PAC	43					2	41	50	50	49	49
	BUWPS	6	6									
		76	6				3	67	81	81	74	74
*P5M 2SX	BUWPS	15	15									
		15	15									
P5M 1	LANT	13						13	4	3		
	PAC	17			3		2	12	2			
	NATRA	2						2	4	7	7	7
	BUWPS	54	13	41								
		86	13	41	3		2	27	10	10	7	7
P5M 1S	LANT	4						4	2	2		
	PAC	5						5	8	10	11	11
		9						9	10	12	11	11
P5M 1SX	BUWPS	6	5	1								
		6	5	1								
		200	42	43	3		9	103	101	106	95	95
WARNING												
VW WEA												
*WV 3	LANT	7					2	5	6	6	6	6
		7					2	5	6	6	6	6
		7					2	5	6	6	6	6
VW AEW												
*WV 2	LANT	44			5		11	28	30	30	24	24
	PAC	41					7	34	34	34	31	31
	NABS	4					1	3	3	6	6	6
	NATRA	6					2	4	6	6	6	6
	RDT&E	6					1	5	6	6	6	6
	BUWPS	23		23								
		124		23	5		22	74	79	82	73	73
*WV 2E	RDT&E	1						1				
		1						1				
		125		23	5		22	75	79	82	73	73
VW Q												
*WV 2Q	LANT	4			1			3	3	3	3	3
	PAC	4					1	3	3	3	3	3
		8			1		1	6	6	6	6	6
		8			1		1	6	6	6	6	6

* COMBAT FIRST LINE MODELS

DECLASSIFIED

[redacted]

TABLE 3 PROGRAM AIRCRAFT

PROGRAM INVENTORY BY STATUS AND PLANNED OPERATING ASSIGNMENTS

BY COMMAND, CLASS AND MODEL

CLASS AND MODEL	COMMAND	TOTAL	BUWEPS FR: NON OPERATIONAL SUPPORT	BUWEPS FR: RESERVE STOCK	OPERATING COMMANDS: OPERATIONAL POOL: READY FOR ISSUE	OPERATING COMMANDS: OPERATIONAL POOL: NOT READY FOR ISSUE: UNDG. PAR & AIRLINE MAINTENANCE	OPERATING COMMANDS: OPERATIONAL POOL: NOT READY FOR ISSUE: OTHER	OPERATING COMMANDS: ON BOARD OPERATING INV	PLANNED OPT'G ASSIGNMENTS: 31 MAR 1961	PLANNED OPT'G ASSIGNMENTS: 30 JUN 1961	PLANNED OPT'G ASSIGNMENTS: 30 SEP 1961	PLANNED OPT'G ASSIGNMENTS: 31 DEC 1961
OBSERVATION												
VQ												
OE 2	LANT	4						4	5	5	5	5
	PAC	10						10	10	10	10	10
	BUWPS	4	4									
		18	4					14	15	15	15	15
OE 1	LANT	7						7	5	5	5	4
	PAC	14					3	11	10	10	10	10
	BUWPS	2	2									
		23	2				3	18	15	15	15	14
		41	6				3	32	30	30	30	29
TRANSPORT												
VR H												
R6D 1	LANT	2						2	2	2	2	2
	PAC	12						12	12	12	12	12
	BUWPS	2	2									
		16	2					14	14	14	14	14
R7V 1	LANT	6					1	5	5	5	5	5
	PAC	6					1	5	5	5	5	5
	NABS	1						1	1	1	1	1
		13					2	11	11	11	11	11
R5D 2 3	LANT								2	2	1	1
	PAC								24	21	17	17
	NABS								5	5	5	5
	NATRA								1	1	1	1
	NART								38	39	39	40
	RDT&E								2	2	2	2
									72	70	65	66
R5D 5	LANT	9			1			8	10	10	10	10
	PAC	1						1	1	1	1	1
	BUWPS	2	2									
		12	2		1			9	11	11	11	11
R5D 3	LANT	3						3				
	PAC	23					3	20				
	NABS	6						6	4	4	4	4
	NART	21					1	20				
	RDT&E	1						1				
	BUWPS	4	4									
		58	4				4	50	4	4	4	4
R5D 2	PAC	6					1	5				
	NABS	1						1				
	NATRA	1						1				
	NART	13						13				
	RDT&E	1						1				
	BUWPS	9	9									
		31	9				1	21				
R5D 5R	LANT	1						1	1	1	1	1
		1						1	1	1	1	1
R5D 4R	PAC	2						2	2	2	2	2
	NABS	4						4	4	4	4	4
	NATRA	1						1	2	2	2	2
	NART	5						5	5	5	5	5
	RDT&E	1						1	1	1	1	1
	BUWPS	2	2									
		15	2					13	14	14	14	14
R6D 1Z	LANT	4						4	4	4	4	4
	PAC	2						2	2	2	2	2
		6						6	6	6	6	6
R5D Z	LANT								3	3	3	3
									3	3	3	3
R5D 5Z	PAC	1						1	1	1	1	1
		1						1	1	1	1	1

[redacted]

CONFIDENTIAL

DECLASSIFIED

TABLE 3 PROGRAM AIRCRAFT

PROGRAM INVENTORY BY STATUS AND PLANNED OPERATING ASSIGNMENTS

BY COMMAND, CLASS AND MODEL

CLASS AND MODEL	COMMAND	TOTAL	BUWEPS FR: NON OPERATIONAL SUPPORT	BUWEPS FR: RESERVE STOCK	OPERATING COMMANDS: OPERATIONAL POOL: READY FOR ISSUE	OPERATING COMMANDS: OPERATIONAL POOL: NOT READY FOR ISSUE: UNDG. PAR & AIRLINE MAINTENANCE	OPERATING COMMANDS: OPERATIONAL POOL: NOT READY FOR ISSUE: OTHER	OPERATING COMMANDS: ON BOARD OPERATING INV.	PLANNED OPT'G ASSIGNMENTS: 31 MAR 1961	PLANNED OPT'G ASSIGNMENTS: 30 JUN 1961	PLANNED OPT'G ASSIGNMENTS: 30 SEP 1961	PLANNED OPT'G ASSIGNMENTS: 31 DEC 1961
R5D 3Z	LANT	1						1				
	NATRA	1						1	1	1	1	1
		2						2	1	1	1	1
R5D 2Z	LANT	1						1				
	PAC	3						3	2	2	2	2
	NABS	1						1				
		5						5	2	2	2	2
R5D 1Z	BUWPS	1	1									
		1	1									
C 130BL	LANT	4						4	4	4	4	4
		4						4	4	4	4	4
VR M		165	20		1		7	137	144	142	137	138
R4Q 2	LANT	31						31	33	33	33	30
	PAC	13					2	11	11	9	9	9
	BUWPS	9	9									
		53	9				2	42	44	42	42	39
R4D 8	LANT	17					2	15	15	15	15	15
	PAC	12						12	12	12	12	12
	NABS	26						26	27	26	26	26
	NATRA	5						5	5	5	5	5
	NART	8						8	10	10	10	9
	RDT&E	1						1	3	3	3	3
	BUWPS	15	15									
		84	15				2	67	72	71	71	70
R4D 5 6	LANT								19	19	19	19
	PAC								11	11	11	11
	NABS								14	14	14	14
	NATRA								3	3	3	3
	NART								4			
	RDT&E								3	3	3	3
									54	50	50	50
R4D 6	LANT	14					2	12				
	PAC	8						8				
	NABS	10						10	3	3	3	3
	NATRA	2						2				
	NART	1						1				
	RDT&E	1						1				
	BUWPS	13	7	6								
		49	7	6			2	34	3	3	3	3
R4D 5	LANT	7						7				
	PAC	5						5				
	NABS	12						12	6	6	6	6
	NATRA	1						1				
	NART	4					1	3				
	RDT&E	2						2				
	BUWPS	10	1	9								
		41	1	9			1	30	6	6	6	6
R4D 6R	LANT	1						1	1	1	1	1
	NABS	1						1				
	NART	1						1	1	1		
	BUWPS	1		1								
		4		1				3	2	2	1	1
R4D 5R	BUWPS	6		6								
		6		6								
R4D 8Z	PAC	1						1	1	1	1	1
	NABS	1						1	1	1	1	1
	BUWPS	1	1									
		3	1					2	2	2	2	2
R4D 6Z	BUWPS	1		1								
		1		1								
R4D 5Z	NABS	1						1				
		1						1				

CONFIDENTIAL

DECLASSIFIED

CONFIDENTIAL

TABLE 3 PROGRAM AIRCRAFT

PROGRAM INVENTORY BY STATUS AND PLANNED OPERATING ASSIGNMENTS

BY COMMAND, CLASS AND MODEL

CLASS AND MODEL	COMMAND	TOTAL	BUWEPS FR: NON OPERATIONAL SUPPORT	BUWEPS FR: RESERVE STOCK	OPERATING COMMANDS: OPERATIONAL POOL: READY FOR ISSUE	OPERATING COMMANDS: OPERATIONAL POOL: NOT READY FOR ISSUE: UNDG. PAR & AIRLINE MAINTENANCE	OPERATING COMMANDS: OPERATIONAL POOL: NOT READY FOR ISSUE: OTHER	OPERATING COMMANDS: ON BOARD OPERATING INV.	PLANNED OPT'G ASSIGNMENTS: 31 MAR 1961	PLANNED OPT'G ASSIGNMENTS: 30 JUN 1961	PLANNED OPT'G ASSIGNMENTS: 30 SEP 1961	PLANNED OPT'G ASSIGNMENTS: 31 DEC 1961
R4Y 1 2	RDT&E								2	2	2	2
									2	2	2	2
R4Y 2	NABS	2						2	2	2	2	2
		2						2	2	2	2	2
R4Y 1	LANT	12						12	12	12	12	12
	PAC	5						5	5	5	5	5
	NABS	8						8	10	11	11	11
	NATRA	2						2	2	2	2	2
	NART	3						3	3	3	3	3
	RDT&E	2						2				
	BUWPS	4	4									
		36	4					32	32	33	33	33
R4Y 1Z	NABS	1						1	1	1	1	1
		1						1	1	1	1	1
		281	37	23			7	214	220	214	213	209
VR C												
TF 1	LANT	36				3	1	32	32	33	33	32
	PAC	29			3	5	1	20	23	23	22	22
	NABS	9						9	9	9	9	9
	NART	1						1	1	1	1	1
	RDT&E	1						1	2	2	2	2
	BUWPS	1	1									
		77	1		3	8	2	63	67	68	67	66
		77	1		3	8	2	63	67	68	67	66
IN FLGT REFUEL												
VG												
*GV 1	LANT											3
	PAC								3	8	11	11
	BUWPS	2	2									
		2	2						3	8	11	14
		2	2						3	8	11	14
UTILITY												
VU SAR												
UF 2	LANT	10					1	9	9	9	9	9
	PAC	13						13	14	15	15	12
	NABS	3						3	3	1	1	1
	BUWPS	1	1									
		27	1				1	25	26	25	25	22
UF 1 1T	LANT								3	3	3	3
	NABS								10	10	10	10
									13	13	13	13
UF 1	LANT	3						3				
	PAC	9			1			8	7	6	6	9
	NABS	14			2			12	5	7	7	7
	NATRA	2						2	2	2	2	2
	RDT&E	1						1	1	1	1	1
	BUWPS	29	8	21								
		58	8	21	3			26	15	16	16	19
UF 1T	NABS	3						3				
	BUWPS	2		2								
		5		2				3				
UC 1	LANT	6			3		1	2	5	5	5	5
		6			3		1	2	5	5	5	5
		96	9	23	6		2	56	59	59	59	59
VU TOW												
JD 1	LANT	11						11	11	11	11	11
	PAC	16					2	14	15	15	15	15
	RDT&E	1						1	1	1	1	1
	BUWPS	24	6	18								
		52	6	18			2	26	27	27	27	27
		52	6	18			2	26	27	27	27	27
VU T&D												
JD 1D	PAC	5						5	4	4	4	4
	NABS	1						1				
	RDT&E								3	3	3	3
	BUWPS	3		3								
		9		3				6	7	7	7	7
		9		3				6	7	7	7	7
VU L												
UO 1	NABS	14						14	14	14	16	16
	NATRA	4						4	6	6	6	6
		18						18	20	20	22	22
		18						18	20	20	22	22

* COMBAT FIRST LINE MODELS

CONFIDENTIAL

[redacted]

DECLASSIFIED

TABLE 3

PROGRAM AIRCRAFT

PROGRAM INVENTORY BY STATUS AND PLANNED OPERATING ASSIGNMENTS

BY COMMAND, CLASS AND MODEL

CLASS AND MODEL		COMMAND	TOTAL	BUWEPS FR: NON OPERATIONAL SUPPORT	BUWEPS FR: RESERVE STOCK	OPERATING COMMANDS: OPERATIONAL POOL: READY FOR ISSUE	OPERATING COMMANDS: OPERATIONAL POOL: NOT READY FOR ISSUE: UNDG. PAR & AIRLINE MAINTENANCE	OPERATING COMMANDS: OPERATIONAL POOL: NOT READY FOR ISSUE: OTHER	OPERATING COMMANDS: ON BOARD OPERATING INV	PLANNED OPT'G ASSIGNMENTS: 31 MAR 1961	PLANNED OPT'G ASSIGNMENTS: 30 JUN 1961	PLANNED OPT'G ASSIGNMENTS: 30 SEP 1961	PLANNED OPT'G ASSIGNMENTS: 31 DEC 1961
TRAINING JET													
VT													
	T2J 1	NABS	6						6	6	6	6	6
		NATRA	131				11	3	117	149	149	149	149
		RDT&E	2				1		1	1	1	1	1
		BUWPS	58	58									
			197	58			12	3	124	156	156	156	156
	T2V 1	NABS	39				6		33	34	36	36	36
		NATRA	18				6		12	15	15	15	15
		NART	17					1	16	15	15	15	15
		RDT&E	7						7	3	3	3	3
		BUWPS	57		57								
			138		57		12	1	68	67	69	69	69
	TV 2	NABS	45						45	42	43	40	40
		NART	16						16	25	25	25	25
		BUWPS	256	19	237								
			317	19	237				61	67	68	65	65
	F9F 8T	LANT	95			3	9	3	80	82	82	82	82
		PAC	137			14	16	1	106	117	117	117	117
		NATRA	106				10		96	92	92	92	92
		NART	12						12				
		RDT&E	5				1		4	5	5	5	5
		BUWPS	4	2	2								
			359	2	2	17	36	4	298	296	296	296	296
	F3D 2T2	LANT	11						11	8	8	8	8
		PAC	11			1			10	8	8	8	8
		NATRA	3						3	3	3	3	3
		RDT&E	4						4	2	2		
		BUWPS	17	2	15								
			46	2	15	1			28	21	21	19	19
			1057	81	311	18	60	8	579	607	610	605	605
VT D													
	TV 2D	PAC	5			1		2	2	3	3	3	3
		NABS	2						2	2	2	2	2
		BUWPS	4	1	3								
			11	1	3	1		2	4	5	5	5	5
			11	1	3	1		2	4	5	5	5	5
VT KD													
	TV 2KD	NABS	1						1	1	1	1	1
		BUWPS	6		6								
			7		6				1	1	1	1	1
			7		6				1	1	1	1	1
TRAINING PROP													
VT ME													
	SNB 5	LANT	23					1	22	23	23	23	23
		PAC	48			4		7	37	36	36	36	36
		NABS	212					4	208	203	198	191	191
		NATRA	78					3	75	72	72	72	72
		NART	40					1	39	33	33	33	33
		RDT&E								1	1	1	1
		BUWPS	251	56	195								
			652	56	195	4		16	381	368	363	356	356
			652	56	195	4		16	381	368	363	356	356
VT MEP													
	SNB 5P	PAC	6			2			4	5	5	5	5
		NABS	9						9	8	8	8	8
		NATRA	9						9	8	8	8	8
		NART	4						4	4	4	4	4
		BUWPS	11	2	9								
			39	2	9	2			26	25	25	25	25
			39	2	9	2			26	25	25	25	25

[redacted]

DECLASSIFIED

[redacted]

TABLE 3

PROGRAM AIRCRAFT

PROGRAM INVENTORY BY STATUS AND PLANNED OPERATING ASSIGNMENTS

BY COMMAND, CLASS AND MODEL

CLASS AND MODEL		COMMAND	TOTAL	BUWEPS FR: NON OPERATIONAL SUPPORT	BUWEPS FR: RESERVE STOCK	OPERATING COMMANDS: OPERATIONAL POOL: READY FOR ISSUE	OPERATING COMMANDS: OPERATIONAL POOL: NOT READY FOR ISSUE: UNDG. PAR & AIRLINE MAINTENANCE	OPERATING COMMANDS: OPERATIONAL POOL: NOT READY FOR ISSUE: OTHER	OPERATING COMMANDS: ON BOARD OPERATING INV.	PLANNED OPT'G ASSIGNMENTS: 31 MAR 1961	PLANNED OPT'G ASSIGNMENTS: 30 JUN 1961	PLANNED OPT'G ASSIGNMENTS: 30 SEP 1961	PLANNED OPT'G ASSIGNMENTS: 31 DEC 1961
VT SE													
	T 34B	LANT	1						1	1	1	1	1
		NATRA	165						165	161	161	161	161
		RDT&E	2						2	2	2	2	2
		BUWPS	168	25	143								
			336	25	143				168	164	164	164	164
	T 28B	LANT	12						12	8	8	8	8
		PAC	8					1	7	8	8	8	8
		NABS	47						47	47	49	59	59
		NATRA	218					2	216	240	232	226	222
		NART	7						7	10	10	10	10
		RDT&E	3						3	3	3	3	3
		BUWPS	110	52	58								
			405	52	58			3	292	316	310	314	310
	T 28C	NATRA	153					10	143	133	130	140	140
		BUWPS	108	13	95								
			261	13	95			10	143	133	130	140	140
			1002	90	296			13	603	613	604	618	614
VT E													
	R4D 5Q	BUWPS	1		1								
			1		1								
	R4D 6S	NART	1						1	1	1	1	1
		BUWPS	4	1	3								
			5	1	3				1	1	1	1	1
	R4D 5S	NART	1						1	1	1	1	1
		BUWPS	8		8								
			9		8				1	1	1	1	1
			15	1	12				2	2	2	2	2
VT NAV													
	R4D 8T	NATRA	8						8	7	7	7	7
			8						8	7	7	7	7
	R4D 7	NATRA	5						5	5	5	5	5
		BUWPS	1	1									
			6	1					5	5	5	5	5
			14	1					13	12	12	12	12
VT D													
	T 28BD	LANT	2						2	2	2	2	2
		NABS	3						3	3	3	3	3
		RDT&E	3						3	2	2	2	2
		BUWPS	2		2								
			10		2				8	7	7	7	7
			10		2				8	7	7	7	7
ROTARY WING													
HS													
	*HSS 2	LANT										16	34
		PAC										15	25
		BUWPS	18	18									
			18	18								31	59
	*HSS 1	LANT	55						55	45	39		
		PAC	43						43	33	28		
		NART	20						20	26	26	26	15
		RDT&E	1						1				
		BUWPS	29	29									
			148	29					119	104	93	26	15
	*HSS 1N	LANT	30						30	47	53	71	58
		PAC	14						14	37	43	56	46
		NART											27
		RDT&E	3						3				
		BUWPS	46	46									
			93	46					47	84	96	127	131
	*HSS 1NX	PAC	10					6	4				
		BUWPS	1	1									
			11	1				6	4				
			270	94				6	170	188	189	184	205

* COMBAT FIRST LINE MODELS

[redacted]

[redacted]

DECLASSIFIED

TABLE 3 PROGRAM AIRCRAFT

PROGRAM INVENTORY BY STATUS AND PLANNED OPERATING ASSIGNMENTS

BY COMMAND, CLASS AND MODEL

CLASS AND MODEL	COMMAND	TOTAL	BUWEPS FR: NON OPERATIONAL SUPPORT	BUWEPS FR: RESERVE STOCK	OPERATING COMMANDS: OPERATIONAL POOL: READY FOR ISSUE	OPERATING COMMANDS: OPERATIONAL POOL: NOT READY FOR ISSUE: UNDG. PAR & AIRLINE MAINTENANCE	OPERATING COMMANDS: OPERATIONAL POOL: NOT READY FOR ISSUE: OTHER	OPERATING COMMANDS: ON BOARD OPERATING INV.	PLANNED OPT'G ASSIGNMENTS: 31 MAR 1961	PLANNED OPT'G ASSIGNMENTS: 30 JUN 1961	PLANNED OPT'G ASSIGNMENTS: 30 SEP 1961	PLANNED OPT'G ASSIGNMENTS: 31 DEC 1961
HO												
* HOK 1	LANT	12						12	12	12	12	12
	PAC	23					2	21	24	24	24	24
	NABS	4						4	4	4	4	4
	BUWPS	19	19									
		58	19				2	37	40	40	40	40
HO4S 3	LANT	1			1							
	NATRA	21						21	20	20	21	21
	BUWPS	10	10									
		32	10		1			21	20	20	21	21
		90	29		1		2	58	60	60	61	61
HR L												
HRS 3	LANT	30			2			28	28	12	12	12
	PAC	26						26	27	26	16	15
	NABS	21						21	20	20	20	20
	NATRA	12						12	10	10	10	10
	RDT&E	1						1	1	1	1	1
	BUWPS	18	18	1								
		101	18	1	2			88	86	69	59	58
* HUS 1	LANT	74			1		1	72	68	84	84	88
	PAC	130			7		13	110	121	131	139	147
	NABS	15						15	14	14	14	14
	BUWPS	27	27									
		246	27		8		14	197	203	229	237	249
* HUS 1Z	NABS	4				1		3	4	4	4	4
		4				1		3	4	4	4	4
		351	37	1	10	1	14	288	293	302	300	311
HR M												
* HR2S 1	LANT	14						14	14	14	14	14
	PAC	12						12	13	13	13	13
	NABS	2						2	2	2	2	2
	BUWPS	10	10									
		38	10					28	29	29	29	29
		38	10					28	29	29	29	29
HU												
* HU2K 1	LANT									4	12	17
	PAC										12	16
	RDT&E										1	1
	BUWPS	6	6									
		6	6							4	25	34
* HUK 1	LANT	4						4				
	PAC	10			1		4	5	6	6	6	6
	NABS	1						1	1	1	2	4
	BUWPS	4	4									
		19	4		1		4	10	7	7	8	10
* HUS 1A	LANT	9			1			8	10	10	10	10
	PAC	6			2		2	2	5	5	4	3
	NABS	1						1	1	1	1	1
	RDT&E	1						1	1	1	1	1
	BUWPS	3	3									
		20	3		3		2	12	17	17	16	15
* HUL 1	LANT	6						6	6	6	6	6
	PAC	6						6	6	6	6	6
	BUWPS	2	2									
		14	2					12	12	12	12	12
HUP 3	LANT	19						19	21	22	22	22
	PAC	17						17	22	23	21	16
	BUWPS	13	13									
		49	13					36	43	45	43	38
HUP 2	LANT	13					1	12	17	13	8	
	PAC	18					3	15	10	11	4	2
	NABS	19						19	19	19	18	16
	NATRA	12						12	14	14	14	14
	NART	29						29	30	30	30	30
	RDT&E								1			
	BUWPS	10	10									
		101	10				4	87	91	87	74	62
		209	38		4		10	157	170	172	178	171

* COMBAT FIRST LINE MODELS

[redacted]

DECLASSIFIED

[redacted]

TABLE 3

PROGRAM AIRCRAFT

PROGRAM INVENTORY BY STATUS AND PLANNED OPERATING ASSIGNMENTS

BY COMMAND, CLASS AND MODEL

CLASS AND MODEL		COMMAND	TOTAL	BUWEPS FR: NON OPERATIONAL SUPPORT	BUWEPS FR: RESERVE STOCK	OPERATING COMMANDS: OPERATIONAL POOL: READY FOR ISSUE	OPERATING COMMANDS: OPERATIONAL POOL: NOT READY FOR ISSUE: UNDG. PAR & AIRLINE MAINTENANCE	OPERATING COMMANDS: OPERATIONAL POOL: NOT READY FOR ISSUE: OTHER	OPERATING COMMANDS: ON BOARD OPERATING INV	PLANNED OPT'G ASSIGNMENTS: 31 MAR 1961	PLANNED OPT'G ASSIGNMENTS: 30 JUN 1961	PLANNED OPT'G ASSIGNMENTS: 30 SEP 1961	PLANNED OPT'G ASSIGNMENTS: 31 DEC 1961
HT													
	HTL 7	LANT	4						4	6	6	6	6
		PAC	1						1	2	2	2	2
		NART	3						3	3	3	4	4
		BUWPS	6	6									
			14	6					8	11	11	12	12
	HTL 6	NATRA	28					1	27	27	27	27	26
		BUWPS	14	14									
			42	14				1	27	27	27	27	26
	HTL 4	LANT	1						1	1	1		
		BUWPS	2		2								
			3		2				1	1	1		
			59	20	2			1	36	39	39	39	38
AIRSHIPS													
ZP													
	ZS2G 1	RDT&E	1						1				
			1						1				
	ZSG 4	RDT&E								1	1	1	1
										1	1	1	1
	*ZPG 2	LANT	5					2	3	4	4	4	4
		RDT&E	2						2	2	2	2	2
		BUWPS	3	1	2								
			10	1	2			2	5	6	6	6	6
	ZPG 1	RDT&E								1	1	1	1
										1	1	1	1
			11	1	2			2	6	8	8	8	8
ZW													
	*ZPG 3W	LANT	2					1	1	3	3	3	3
		BUWPS	1	1									
			3	1				1	1	3	3	3	3
	*ZPG 2W	LANT	2						2	1	1	1	1
		BUWPS	1		1								
			3		1				2	1	1	1	1
			6	1	1			1	3	4	4	4	4

* COMBAT FIRST LINE MODELS

[redacted]

DECLASSIFIED

[redacted]

TOTAL PROGRAM AND NON-PROGRAM AIRCRAFT

TABLE 4 **LOCATION OF AIRCRAFT INVENTORY BY ORGANIZATIONAL UNIT**

LOCATION	UNIT	NO. OF A/C	COM-MAND
ABD ALTAIR	HU 4 DET 85	1	11
ABD BENINGTN	DET Q	4	21
	VS 33	11	21
	VS 38	11	21
	HS 8	15	21
	HMRL 163	22	29
ABD BOXER	HMRL 264	20	19
ABD CHMPLAIN	VAW 12 DET 34	3	11
	VS 22	12	11
	VS 32	12	11
	HS 5	17	11
	HU 2 DET 34	1	11
	HMRM 461	14	19
ABD CORALSEA	VF 151	12	21
	VA 152	12	21
	VA 153	13	21
	VF 154	12	21
	VA 155	12	21
	VAH 2	11	21
	VAW 13 DET D	3	21
	VMA 121	21	29
	VMA 324	25	29
ABD EASTWIND	HU 4 DET 73	2	11
ABD EDISTO	HU 4 DET 71	2	11
ABD ESSEX	HU 2 DET 45	1	11
ABD FORRESTL	VFP 62 DET 42	3	11
	VAW 12 DET 42	6	11
ABD GLACIER	HU 4 DET 69	2	11
ABD HANCOCK	VAH 4 C	3	21
	VF 111	13	21
	VA 112	12	21
	VA 113	11	21
	VF 114	12	21
	VA 115	11	21
	VCP 61 DET C	3	21
	VAW 13 DET C	3	21
ABD INDEPEND	VF 41	14	11
	VA 75	12	11
	VA 86	11	11
	VA 72	11	11
	VAH 1	16	11
	VFP 62 DET 41	3	11
	VAW 12 DET 41	5	11
	VAW 33 DET 41	3	11
	HU 2 DET 41	2	11
	VMA 224	12	19
ABD INTREPID	VF 33	14	11
	VF 74	15	11
	VA 65	12	11
	VA 66	12	11
	VA 76	13	11
	VFP 62 DET 33	3	11
	HU 2 DET 33	2	11
ABD KEARSGE	VAW 11 DET R	4	21
ABD LEXINGTN	VF 211	12	21
	VA 212	11	21
	VF 213	12	21
	VA 215	12	21
	VA 216	11	21
	VCP 63 DET L	3	21
ABD LSD 15	HMRL 262 SUB 1	7	19
ABD LSD 34	HMRL 264 SUB 1	6	19
ABD MIDWAY	VA 23	11	21
	VF 24	14	21
	VA 22	12	21
	VF 21	12	21
	VA 25	12	21
	VAH 8	9	21
	VCP 63 DET A	3	21
	VAW 11 DET A	3	21
ABD OBSER IS	HU 4 DET 97	1	11
ABD ROOSEVLT	VFP 62 DET 37	2	11
	VAW 12 DET 37	3	11
ABD SARATOGA	VF 31	12	11
	VF 32	14	11
	VA 34	11	11
	VA 35	12	11
	VA 36	12	11
	VAH 9	12	11
	VFP 62 DET 43	3	11
	VAW 12 DET 43	5	11
	HU 2 DET 43	2	11
ABD SHANGRLA	VA 46	16	11
	VF 13	17	11
	VF 62	15	11
	VA 106	14	11
	VA 176	15	11
	VFP 62 DET 44	2	11
	HU 2 DET 44	2	11
	VMA 224 SUB 1	8	19
ABD SPRNGFLD	HU 2 DET 22	1	11
ABD TACONIC	HU 4 DET 93	1	11
ABD TANNER	HU 4 DET 76	2	11
ABD VALY FRG	VAW 12 DET 52	4	11
ADAK	NAVSTA 17 ND	2	21
AGANA	VCP 61	19	21
	VAW 13	16	21
	VW 1	11	21
	NAS	9	21
AKRON	BWR AKRON	1	31
ALAMEDA	VF 91	13	21
	VF 92	17	21
	VA 93	13	21
	VA 94	13	21
	VA 95	14	21
	VP 9	11	21
	VP 19	13	21
	VR 21 DET ALA	8	21
	NAS ALAMEDA	6	21
	CVA 61 RANGER	1	21
	CVA 31 RICHARD	1	21
	CVA 14 TCNDRGA	1	21
	CVA 34 ORISKNY	2	21
	CVA 41 MIDWAY	1	21
	CVA 43 CRL SEA	1	21
	NAS 12 NAV DST	25	31
	O&R BUWEPS FR	115	88
ANACOSTIA	NAS ANACOSTIA	80	31
	HQ MC FLT SECT	15	39
	NARTU	39	50
	NAS RDT&E	2	70
ANNAPOLIS	NAF ANNAPOLIS	13	31
ARGENTIA	VW 11	18	11
	NAVSTA	4	11
ATLANTA	NAS NART	26	50
ATSUGI	VQ 1	14	21
	HU 1 DET 1	13	21
	VR 21 DET	9	21
	H&MS 11	15	29
	VMF 312	21	29
	VMFAW 115	20	29
	VMFAW 314	19	29
	VU 5	10	21
	NAS	27	21
AUSTRALIA	ATT CANBERRA	1	21
BALTIMORE	BWR BALTIMORE	1	31
	BWR RDT&E	4	70
	BWR FR	20	88
BARBERS PNT	VP 6	12	21
	VP 28	12	21
	AEWBARRONPAC	36	21
	VR 21	16	21
	VU 1	36	21
	NAS 14 NAVDST	25	21
BEAUFORT	VMF 122	25	19
	VMF 235	24	19
	VMF 251	16	19
	VMF 333	24	19
	VMA 331	23	19
	MCAS	7	39
BERMUDA	VP 45	11	11
	VP 49	10	11
	NAVSTA	1	11
BETHPAGE	BWR RDT&E	18	70
	BWR FR	22	88
BLOOMFIELD	BWR RDT&E	11	70
	BWRR FR	6	88
BOSTON	ONR	1	70
BRAZIL	MISSION RIO DJ	1	11
BREMERTON	CVS 12 HORNET	2	21
	CVS 10 YORKTWN	1	21
BROWN FIELD	VU 3	14	21
	VU 7	34	21
	NAAS 11 NAVDST	1	31
BRUNSWICK	VP 7	11	11
	VP 11	11	11
	VP 21	14	11
	VP 23	13	11
	VP 26	11	11
	NAS 1 NAV DST	5	31
BUENOS AIRES	NAV ADV GROUP	1	11
BUFFALO	BWR BUFFALO	1	31
	BWR RDT&E	1	70
BURBANK	BWR BURBANK	1	31
	BWR RDT&E	2	70
	BWR FR	41	88
CAMDEN	CVA 63 KITTYHW	1	11
CAMP PENDLET	VMO 6	19	29
CECIL FIELD	VF 14	14	11
	VF 11	14	11
	VA 172	12	11
	VF 174	51	11
	VA 12	17	11
	VA 163	5	11
	VA 164	7	11
	VF 161	7	11
	VF 162	5	11
	VFP 62	12	11
	NAS 6 NAV DST	10	31
CHASE	NAAS NAATC	70	43
	TRARON 24	18	43
	TRARON 25	24	43
	TRARON 26	19	43
CHERRY POINT	MARS MWSG 27	18	19
	H&MS 14	9	19
	H&MS 24	4	19
	H&MS 32	5	19
	VMFAW 531	20	19
	VMA 225	12	19
	VMA 225 SUB 1	10	19
	VMA 242	20	19
	VMA 332	20	19
	VMCJ 2	17	19
	VMR 252	19	19
	VMR 353	9	19
	VMT 1	22	19
	MCAS	2	19
	MCAS SO&ES	10	39
	O&R BUWEPS FR	93	88
CHILE	MISSION VLPRSO	1	11
CHINA LAKE	VX 5	12	21
	NAF 11 NAV DST	3	31
	NAF RDT&E	50	70
CLEVELAND	NASA	1	70
COLOMBIA	MISSION BOGOTA	1	11
COLORADO SPR	COMNAVCONAD	3	31

[redacted]

DECLASSIFIED

[redacted]

TOTAL PROGRAM AND NON-PROGRAM AIRCRAFT

TABLE 4 **LOCATION OF AIRCRAFT INVENTORY BY ORGANIZATIONAL UNIT**

LOCATION	UNIT	NO. OF A/C	COMMAND
COLUMBUS	BWR COLUMBUS	2	31
	BWR RDT&E	17	70
	BWR FR	10	88
CRPS CHRISTI	TRARON 28	46	43
	TRARON 29	8	43
	TRARON 30	25	43
	TRARON 31	11	43
	NAS NAATC	48	43
	POOL BUWEPS FR	1	88
	FLYING CLUB	1	88
CUBI PNT	VAH 4 L	3	21
	H&MS 12	4	29
	VMA 212	20	29
	VMCJ 1	16	29
	VU 5 DET A	4	21
	NAS CUBI PNT	13	21
DAHLGREN	NWL	1	31
DALLAS	NAS NART	53	50
	BWR RDT&E	7	70
	BWR FR	62	88
DENVER	NAVCRUIT STA	2	31
DHAHRAN AFB	HDQTRS CMEF	1	11
ECUADOR	MISSION QUITO	1	11
EDWARDS AFB	NLO	3	70
	GEN ELEC CO	1	88
	LAKE CEN AIRLN	3	88
	NO CEN AIRLNS	2	88
	OZARK AIR INC	3	88
	TRANS TEX AIRW	2	88
	U S ARMY	13	88
	USAF	4	88
EST HARTFORD	BWR EST HRTFRD	1	31
	BWR RDT&E	16	70
	BWR FR	65	88
EGYPT	ATT CAIRO	1	11
EL CENTRO	US NAV PAR FAC	1	31
	NPF	10	70
EL SEGUNDO	BWR EL SEGUNDO	1	31
	BWR RDT&E	9	70
	BWR FR	14	88
EL TORO	H&MS 15	4	29
	MARS 37	9	29
	H&MS 33	4	29
	VMF 323	25	29
	VMF 451	24	29
	VMFAW 334	27	29
	VMFAW 513	20	29
	VMFAW 542	20	29
	VMA 211	23	29
	VMA 223	24	29
	VMA 311	22	29
	VMA 343	21	29
	VMCJ 3	23	29
	VMR 352	13	29
	HMRL 363	18	29
	HHS AFMFPAC	6	29
	VMT 2	23	29
	MCAS SO&ES	11	39
ELLYSON FLD	HT 8	60	41
FALLON	NAAS 12 NAVDST	5	31
FORT WORTH	BWR RDT&E	1	70
FUTEMA	H&MS 16	5	29
	HMRL 162	21	29
	HMRL 362	24	29
GLENVIEW	NAS NART	63	50
GLYNCO	NAS	7	44
	NAVCICOFFSCOL	53	44
GREECE	ATT ATHENS	1	11
GROSSE ILE	NAS NART	42	50
GTMO BAY	VU 10	11	11
	NAS GTMO BAY	8	11
HAITI	MISSION STAUPR	1	11
INDIA	ATT NEW DELHI	1	11
INDIANAPOLIS	AVIONICS FAC	2	31
IRAN	ATT TEHRAN	1	11
IWAKUNI	VP 22	12	21
	VP 50	11	21
	MARS 17	18	29
	VMR 253	20	29
	MCAF IWAKUNI	4	29
JACKSONVILLE	VA 15	12	11
	VA 44	91	11
	VA 165	10	11
	VAP 62	12	11
	VP 5	11	11
	VP 18	13	11
	VP 30	10	11
	VU 10 DET	2	11
	NAS 6 NAV DST	19	31
	NARTU	43	50
	O&R BUWEPS FR	130	88
JAVA	ATT DJAKARTA	1	21
JOHNSVILLE	NAS 4 NAV DST	7	31
	NADC	21	70
	FLYING CLUB	1	88
KANEOHE	H&MS 13	10	29
	VMF 232	20	29
	VMA 214	22	29
	HMRL 161	18	29
	MCAS 14 ND	7	29
	DET	5	31
KEFLAVIK	NAF	1	11
KENT	NAF KENT	7	11
KEY WEST	VF 101	37	11
	VS 30	14	11
	HS 1	9	11
	VX 1	15	11
	NAS 6 NAV DST	6	31
KINGSVILLE	TRARON 7	51	41
	NAAS NAATC	89	43
	TRARON 21	25	43
	TRARON 22	20	43
	TRARON 23	15	43
KIRTLAND AFB	NASWF	1	31
	NASWF	12	70
KODIAK	VP 1	12	21
	NAVSTA 17 ND	3	21
KWAJALEIN	PMRFAC	5	21
LAJES	NAF	1	11
LAKEHURST	ZP 3	4	11
	HU 2	19	11
	HU 4	16	11
	NAS 4 NAV DST	7	31
	NATECHTRAU	1	44
	NARTU	15	50
	NATFSI	7	70
	NAS	2	70
	O&R BUWEPS FR	6	88
	FLYING CLUB	1	88
LANGLEY FLD	NASA	1	70
LITCHFLD PRK	NAF 11 NAV DST	2	31
	STORAGE FACLTY	2020	88
LONG BEACH	CVS 33 KERSRGE	1	21
LOS ALAMITOS	VS 23	12	21
	VS 25	12	21
	VS 35	11	21
	VS 37	13	21
	HS 2	15	21
	NAS NART	94	50
LOS ANGELES	LPH 6 THETIS B	1	21
	CVA 16 LEXIGTN	1	21
MARIETTA	BWR FR	2	88
MAYPORT	CVS 39 CHMPLAN	1	11
	CVA 38 SHANGRL	2	11
	CVA 42 FDR	2	11
	NAVSTA	3	31
MEMPHIS	NATECHTRACEN	4	44
	NAS	14	44
	NARTU	32	50
	POOL BUWEPS FR	3	88
MERIDIAN	NAS NABTC	2	41
MEXICO	ATT MEXICO CTY	1	11
MIDWAY	NAVSTA 14 ND	4	21
MINNEAPOLIS	NAS NART	39	50
MIRAMAR	VF 51	13	21
	VA 52	12	21
	VF 53	19	21
	VA 55	13	21
	VA 56	15	21
	VF 121	43	21
	VA 126	65	21
	VF 141	9	21
	VF 142	17	21
	VA 144	13	21
	VA 145	9	21
	VA 146	13	21
	VCP 63	24	21
	NAS MIRAMAR	2	21
	NAS 11 NAV DST	13	31
MOFFETT FLD	VF 124	75	21
	VA 125	40	21
	VF 191	14	21
	VA 192	13	21
	VF 193	16	21
	VA 195	13	21
	VA 196	12	21
	NAS MOFFETT	34	21
	NAS 12 NAV DST	10	31
	NASA	1	70
MONTEREY	NAF 12 NAVDST	43	31
MORTON	BWR RDT&E	1	70
	BWR FR	5	88
NAHA	VP 4	13	21
	VU 5 DET B	10	21
	NAF	4	21
NAPLES	VR 24 DET	9	11
	NAF	18	11
NEW IBERIA	NAAS NAATC	29	43
	TRARON 27	24	43
NEW ORLEANS	NAS NART	36	50
	FLYING CLUB	1	88
NEW RIV JAX	H&MS 26	1	19
	HMRL 261	16	19
	HMRL 262	13	19
	HMRL 263	22	19
	VMO 1	23	19
	MCAF	5	39
	FLYING CLUB	1	88
NEW YORK	CVS 36 ANTETAM	1	11
	CVA 60 SARATOG	1	11
	CVA 64 CONSTEL	1	11
	NAS NART	77	50

[redacted]

DECLASSIFIED

[redacted]

TOTAL PROGRAM AND NON-PROGRAM AIRCRAFT

TABLE 4 LOCATION OF AIRCRAFT INVENTORY BY ORGANIZATIONAL UNIT

LOCATION	UNIT	NO. OF A/C	COM-MAND
NORFOLK	VS 24	13	11
	VS 27	13	11
	HS 3	12	11
	VS 26	10	11
	VS 36	12	11
	HS 7	15	11
	VP 8	11	11
	VP 24	13	11
	VP 44	11	11
	VP 56	13	11
	VP 30 DET A	5	11
	HU 2 DET 1	4	11
	VRC 40	12	11
	CVS 9 ESSEX	1	11
	CVS15 RANDOLPH	1	11
	LPH 4 BOXER	1	11
	CVA 59 FORSTAL	1	11
	CVS 45 VALYFRG	1	11
	CVS 18 WASP	1	11
	CVA 62 INDPEND	2	11
	HS FMFLNT	6	19
	NAS 5 NAV DST	44	31
	NARTU	17	50
	O&R BUWEPS FR	266	88
NORWAY	ATT OSLO	1	11
OAKLAND	NAS NART	81	50
OCEANA	VA 43	64	11
	DET A	14	11
	VA 42	22	11
	VF 102	17	11
	VA 81	16	11
	VF 103	15	11
	VA 83	12	11
	VA 85	13	11
	VU 2	13	11
	VU 4	16	11
	NAS 5 NAV DST	15	31
	POOL BUWEPS FR	1	88
OKINAWA	MCAF FUTEMA	2	29
OLATHE	NATECHTRAU	15	44
	NAS NART	33	50
ONTARIO	BWR FR	14	88
OPPAMA	NAF	51	21
PANAMA	COM FIFTEEN	1	11
PANAMA CITY	MINEDEFDEVU	1	70
PT HUENEME	LPH 5 PRINCETN	1	21
PORT ISABEL	NAAS NAATC	3	43
PTXNT RIVER	VW 2	6	11
	VW 13	10	11
	VW 15	10	11
	AEWTRAUNIT	5	11
	VR 1	15	11
	NAS PTXNT RIV	14	31
	NATC RDT&E	108	70
PENSACOLA	NAS NABTC	90	41
	CVS 36ANTETAM	1	41
	TRARON 4	40	41
	NATECHTRAU	17	44
	O&R BUWEPS FR	350	88
PERU	MISSION LIMA	1	11
PHILADELPHIA	NATECHTRAU	1	44
	NAMC	3	70
PNT ARGUELLO	NMF	4	31
POINT MUGU	VX 4	13	21
	PAC MISSLE RNG	65	31
	NAS 11 NAV DST	9	31
	USNMC RDT&E	18	70
PORT LYAUTEY	VR 24	9	11
	NAS	5	11
PORT WASHNGT	NTDC	1	31
QUANTICO	HMX 1	25	39
	MCAS AES 12	17	39
	MCAS AES 12	2	70
QUONSET PNT	VAW 12	27	11
	VAW 33	9	11
	VS 34	13	11
	VS 39	13	11
	HS 9	14	11
	VS 28	13	11
	VS 31	11	11
	HS 11	15	11
	VX 6	23	11
	VU 2 DET A	3	11
	NAS	1	11
	CVA 11 INTREPD	1	11
	NAS 1 NAV DST	27	31
	NATU	3	70
	O&R BUWEPS FR	142	88
REAM FIELD	HS 4	12	21
	HS 10	9	21
	HU 1	32	21
	NAAS 11 NAVDST	1	31
ROOSEVLT RDS	VW 4	7	11
	VMFAW 114	20	19
	VMA 533	25	19
	VU 8	26	11
	NAVSTA	8	11
ROTA	VF 84	12	11
	VQ 2	15	11
	VP 10	11	11
	NAVSTA	14	11
	FLYING CLUB	1	88
SAN DIEGO	VA 122	32	21
	VAW 11	41	21
	VFAW 3	32	21
	VS 21	11	21
	VS 29	11	21
	HS 6	16	21
	VS 41	10	21
	VP 46	11	21
	VP 42	9	21
	VP 48	8	21
	VP 31	15	21
	NAS NORTH ISL	4	21
	CVS 20 BENNING	1	21
	CVA 19 HANCOCK	1	21
	NAS 11 NAV DST	30	31
	O&R BUWEPS FR	159	88
SANFORD	VAH 11	11	11
	VAH 3	28	11
	VAH 13	6	11
	VAH 5	18	11
	VAH 7	6	11
	NAS 6 NAV DST	7	31
SANGLEY PNT	VP 40	15	21
	NAVSTA	5	21
SANTA ANA	HMRL 361	24	29
	HMRM 462	12	29
SAUFLEY FLD	NAAS NABTC	156	41
	TRARON 1	45	41
	TRARON 5	7	41
SCHENECTADY	INSMAT	2	70
SEOUL	COMNAVFORKOREA	2	21
SEATTLE	NAS NART	42	50
SIGONELLA	VP 16	11	11
—	NAF	4	11
SO WEYMOUTH	NADU	2	31
	NAS NART	52	50
	NADU	11	70
	POOL BUWEPS FR	1	88
SO AFRICA	ATT CAPETOWN	1	11
ST LOUIS	BWR ST LOUIS	1	31
	BWR RDT&E	8	70
	BWR FR	7	88
SUKIRON	VMC 2	23	29
TETERBORO	BWR TETERBORO	1	31
TAIWAN	COMUSTDC	1	21
	DET A 7TH FLT	1	21
	NAVSECMAAG	1	21
THAILAND	MAAG BANGKOK	2	21
TRINIDAD	NAVSTA	1	11
TULSA	O&R BUWEPS FR	11	88
TURKEY	MISSION ANKARA	1	11
VIETNAM	MAAG SAIGON	1	21
WALTHAM	BWR	7	70
W PALM BEACH	BWR FR	6	88
WHDBY ISLAND	VAH 4	13	21
	VAH 6	13	21
	VAH 123	25	21
	VP 2	15	21
	VP 17	12	21
	VP 47	11	21
	NAS 13 NAV DST	13	31
WHITING FLD	NAAS NABTC	203	41
	TRARON 2	56	41
	TRARON 3	37	41
	TRARON 6	16	41
	FLYING CLUB	1	88
WILLOW GROVE	NAS NART	59	50
WRGT PAT AFB	BWFLTRREP CEN	3	31
YOKOSUKA	COMNAVFORJAPAN	1	21
YUMA	MCAAS	8	39
	ZP 1	5	11
	ATOM ENER COMM	1	88
	BLATZ AIRLINES	1	88
	CAL AIR CHARTR	1	88
	CEN AIRLNE INC	3	88
	DEPT OF AGRI	2	88
	DEPT OF INT	1	88
	DEPT OF JUSTCE	2	88
	FED AVN AGENCY	46	88
		11644	

[redacted]

DECLASSIFIED

SECTION II
AIRCRAFT INVENTORY, END OF MONTH

PROGRAM AND NON-PROGRAM AIRCRAFT

TABLE PAGE

5...MAJOR PROGRAM CLASSIFICATION BY COMBAT AND NON-COMBAT TYPE AIRCRAFT 69

6...STATUS DISTRIBUTION BY CLASS AND COMMAND 70

7...STATUS DISTRIBUTION, 1950 TO DATE 71

8...NON-PROGRAM AIRCRAFT, STATUS DISTRIBUTION BY MODEL 72

9...PROGRAM AIRCRAFT, TYPE OF ORGANIZATIONAL UNIT BY CLASS 74

10...PROGRAM AIRCRAFT, ATLANTIC FLEET, TYPE OF ORGANIZATIONAL UNIT BY CLASS 76

11...PROGRAM AIRCRAFT, PACIFIC FLEET, TYPE OF ORGANIZATIONAL UNIT BY CLASS 77

SPECIAL TABLES

12...MAN-CARRYING DRONES BY COMMAND AND STATUS DISTRIBUTION BY MODEL 78

13...AIRCRAFT ON LOAN TO NAVY 78

CHARTS

1...AIRCRAFT INVENTORY AND PLANNED ASSIGNMENT DATA 67

2...MONTH-END INVENTORY OF PROGRAM AIRCRAFT BY STATUS, JUNE 1956 TO DATE 69

3...TOTAL NAVY PROGRAM AIRCRAFT BY ORGANIZATIONAL UNITS 75

CONFIDENTIAL

CONFIDENTIAL

STATUS OF NAVY AIRCRAFT INVENTORY

SCOPE OF SECTION II

Navy aircraft "inventory" is comprised of all aircraft which have been accepted, but not stricken, by the Navy. An aircraft is accepted when legal custody is assumed by the Navy, and is stricken when officially separated from Navy custody by the signature of the Deputy Chief of Naval Operations (Air) to the monthly notice "Separations From and Reinstatements To the Navy list of aircraft".

Navy aircraft are presented under three basic classifications: STATUS, KIND OR CLASS and CONFIGURATION, and CUSTODY. "Status" refers to the classification of the functional employment or condition of aircraft; that is, generally, either undergoing, awaiting, or enroute to either operating, standard rework, special rework, storage, final disposition, or evaluation to determine next action. "Kind or Class and Configuration" refers to physical characteristics; as to general mission purpose of Navy aircraft design, e.g., fighter, attack, patrol, transport, etc. "Sub-Class" refers to the next lower level of classification into more specific mission purpose of design, e.g., all-weather, photographic, etc. "Custody" refers to organizational location; that is, administrative control of assignment, pipeline, and employment of aircraft; and, responsibility to account for and otherwise provide information about aircraft.

Included in Section II are selected inventory statistics for all Navy aircraft except non-man-carrying target drones and guided missiles. (Man-carrying drones and aircraft on loan to Navy are included in tables 12 and 13, but are excluded from all others in Section II.) Succeeding tables and listings represent successive breakdowns, in varying degree of detail, of current TOTAL INVENTORY.

GLOSSARY OF TERMS (AIRCRAFT)

TOTAL INVENTORY - Comprises all man-carrying Naval aircraft (including man-carrying drones) in the custody of all Navy and Marine organizations and units which have been accepted but not yet stricken. Total inventory may be divided into Program and Non-Program categories.

PROGRAM AIRCRAFT - Comprise all production aircraft in the physical custody of Navy and Marine units for which current or future operation within an authorized allowance is intended or can reasonably be expected. Stated differently, the program category includes operating, pipeline and reserve stock aircraft..

NON-PROGRAM AIRCRAFT - Comprise all aircraft of project development and service test (BIS) configuration, target drones (man-carrying), aircraft retired but not yet stricken (including contingency reserve), and aircraft on loan or on bailment contracts.

OPERATIONAL AIRCRAFT - This grouping includes all program aircraft in the controlling custody of the operating commands (COMNAVAIRLANT, COMNAVAIRPAC, CNATRA, CNARESTRA, NABS, and BUWEPS RDT&E) i.e., operating and operational pool aircraft.

OPERATING AIRCRAFT - are those aircraft in the custody of designated units for flight in performance of a Navy mission therefor, in accordance with, and in direct assignment against OPNAV planned operating assignments. Operating aircraft may be further classified by primary mission of unit having custody - "Combat", "Direct Combat Support", "Indirect Combat Support", "Air Training" and "Reserve (USNR-USMCR) Training".

PIPELINE - Comprise aircraft in the Non-Operational Support and Operational Pool categories (see below).

OPERATIONAL POOL AIRCRAFT - are non-operating aircraft in custody of the operating command, i.e., pipeline aircraft in support of the operating program. Pool aircraft are often further classified as between "Ready For Issue" (those new or newly reworked aircraft awaiting issue to an operating unit) and "Not Ready For Issue" (aircraft in process of rework or return to BUWEPS).

NON-OPERATIONAL SUPPORT - aircraft are those in custody of BUWEPS (Fleet Readiness) for purposes of rework.

RESERVE STOCK - are program aircraft in the controlling custody of BUWEPS (FR) which are not currently and actively engaged in any of the various logistic processes (i.e., in, awaiting or enroute to operating or to rework) required in normal transition through standard service life.

CONTINGENCY RESERVE - aircraft are those which have been retired from the program inventory as a consequence of completion of standard service life but which have been retained in the inventory to alleviate mobilization deficiencies. Only those aircraft are retained in contingency reserve for which spare part support is available for at least one more overhaul and one more service tour.

ACTIVE AIRCRAFT - Operating aircraft and aircraft currently engaged in logistic support of operating aircraft.

INACTIVE AIRCRAFT - Non-program and Reserve Stock aircraft.

DECLASSIFIED

CHART 1

AIRCRAFT INVENTORY AND PLANNED ASSIGNMENT DATA

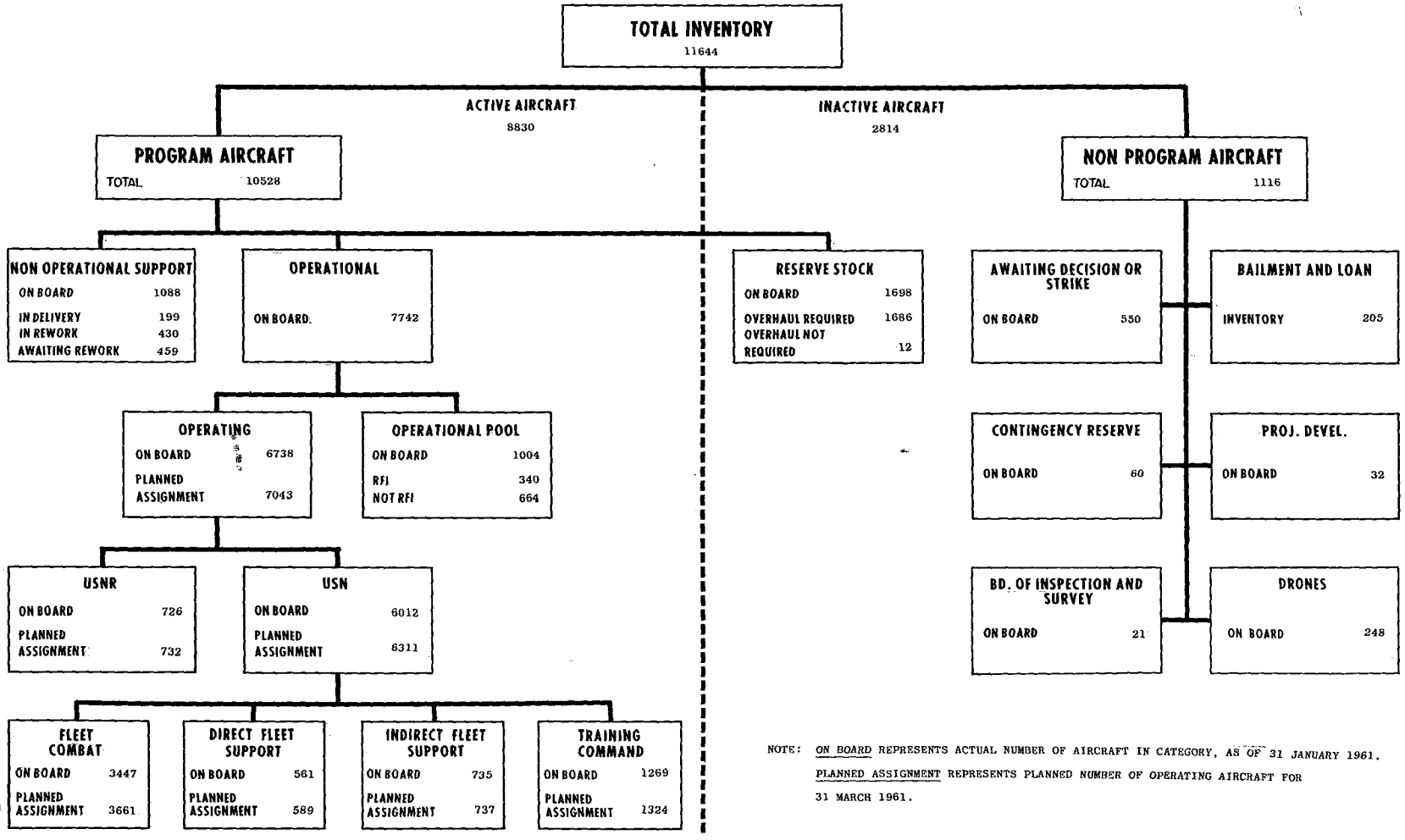

NOTE: ON BOARD REPRESENTS ACTUAL NUMBER OF AIRCRAFT IN CATEGORY, AS OF 31 JANUARY 1961.
PLANNED ASSIGNMENT REPRESENTS PLANNED NUMBER OF OPERATING AIRCRAFT FOR 31 MARCH 1961.

DECLASSIFIED

[redacted]

[redacted]

DECLASSIFIED

TOTAL AIRCRAFT INVENTORY

[redacted]

TABLE 5

MAJOR PROGRAM CLASSIFICATIONS BY COMBAT AND NON-COMBAT TYPE

PROGRAM & NON-PROGRAM

PROGRAM CLASSIFICATION	31 JANUARY 1961					31 DECEMBER 1960				
	GRAND TOTAL	HEAVIER-THAN-AIR			LIGHTER THAN AIR	GRAND TOTAL	HEAVIER-THAN-AIR			LIGHTER THAN AIR
		TOTAL	COMBAT TYPE	NON-COMBAT TYPE			TOTAL	COMBAT TYPE	NON-COMBAT TYPE	
TOTAL INVENTORY	11,396	11,379	7,296	4,083	17	11,389	11,372	7,287	4,085	17
PROGRAM AIRCRAFT	10,528	10,511	6,624	3,887	17	10,515	10,498	6,615	3,883	17
Operational	7,742	7,730	5,120	2,610	12	7,711	7,699	5,102	2,597	12
Operating	6,738	6,729	4,292	2,437	9	6,748	6,738	4,293	2,445	10
U. S. Navy	6,012	6,003	3,749	2,254	9	6,001	5,991	3,725	2,266	10
U. S. Navy Reserve	726	726	543	183	-	747	747	568	179	-
Operational Pools	1,004	1,001	828	173	3	963	961	809	152	2
RFI	340	340	302	38	-	349	349	308	41	-
Not RFI	664	661	526	135	3	614	612	501	111	2
Non-Operational Support	1,088	1,086	712	374	2	1,112	1,110	725	385	2
Delivery	199	199	166	33	-	235	235	191	44	-
Rework	430	428	261	167	2	423	421	266	155	2
Awtg. Rework	459	459	285	174	-	454	454	268	186	-
Reserve Stock	1,698	1,695	792	903	3	1,692	1,689	788	901	3
Overhaul Required	1,686	1,683	782	901	3	1,679	1,676	777	899	3
Overhaul Not Required	12	12	10	2	-	13	13	11	2	-
NON-PROGRAM AIRCRAFT	868	868	672	196	-	874	874	672	202	-
Awaiting Decision or Strike	550	550	486	64	-	575	575	485	90	-
Contingency Reserve	60	60	46	14	-	33	33	32	1	-
Project Development	32	32	22	10	-	33	33	26	7	-
Bailment and Loan	205	205	103	102	-	210	210	108	102	-
Board of Inspection and Survey	21	21	15	6	-	23	23	21	2	-

CHART 2

TOTAL PROGRAM AIRCRAFT BY STATUS

30 JUNE 1956 TO DATE

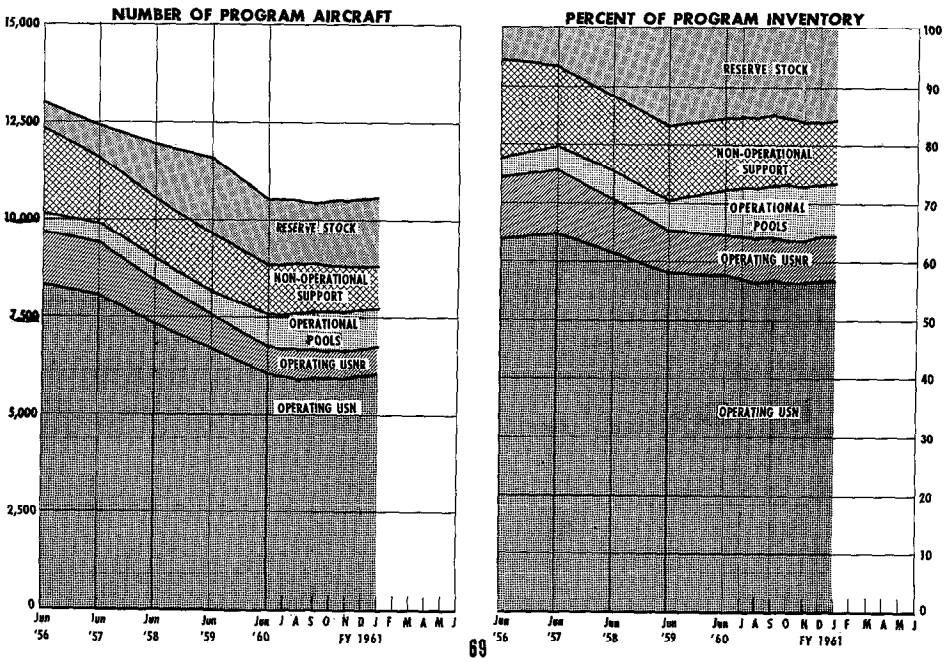

[redacted]

[redacted]

DECLASSIFIED

TABLE 6

TOTAL AIRCRAFT INVENTORY
STATUS DISTRIBUTION BY CLASS & COMMAND
PROGRAM & NON-PROGRAM

CLASS AND COMMAND	GRAND TOTAL	PROGRAM								NON - PROGRAM						
		TOTAL	OPERATIONAL			NON-OPERATIONAL SUPPORT			RESERVE STOCK	TOTAL	AWTG DE-CISION	AWTG. STRIKE	CONTIN-GENCY RESERVE	PRO-JECT DE-VELOP-MENT a/	BAIL-MENT & LOAN	BOARD OF INSPEC-TION & SURVEY
				PIPELINE												
				OPT'L POOL												
			OPER-ATING	RFI	NOT RFI	IN DELIVERY	IN REWORK	AWTG. REWORK								
TOTAL	11,396	10,528	6,738	340	664	199	430	459	1,698	868	524	26	60	32	205	21
Fighter	2,482	1,990	1,234	91	198	43	43	100	283	492	431	-	-	12	37	11
VF(DAY)JET	1,408	1,032	652	67	89	10	17	61	136	376	363	-	-	4	9	-
VF(AW)JET	765	672	428	12	89	26	17	25	75	93	50	-	-	9	23	11
VF(P)JET	185	181	90	6	13	2	2	1	67	4	-	-	-	-	4	-
VF(D)JET	82	63	35	6	5	-	-	12	5	19	18	-	-	-	1	-
VF(KD)JET	13	13	8	-	1	2	2	-	-	-	-	-	-	-	-	-
VF(Q)JET	29	29	21	-	1	1	5	1	-	-	-	-	-	-	-	-
Attack	2,563	2,444	1,568	150	156	28	77	97	268	119	30	8	40	7	31	3
VA(DAY)JET	1,313	1,300	911	123	109	10	8	13	126	13	-	-	-	6	7	-
VA(P)JET	29	27	17	7	2	-	1	-	-	2	-	-	-	-	2	-
VA(Q)JET	25	24	22	1	-	-	1	-	-	1	-	-	-	-	1	-
VA(HF)JET	12	12	10	1	1	-	-	-	-	-	-	-	-	-	-	-
VA(H)JET	183	165	130	1	24	4	2	4	-	18	-	-	-	1	14	3
VA(LL)JET	4	-	-	-	-	-	-	-	-	4	-	-	-	-	4	-
VA(DAY)PROP	620	564	327	12	9	4	46	63	103	56	25	8	23	-	-	-
VA(AW)PROP	148	128	53	1	2	3	6	6	57	20	3	-	17	-	-	-
VA(W)PROP	228	224	98	4	9	7	13	11	82	4	2	-	-	-	2	-
VA(H)PROP	1	-	-	-	-	-	-	-	-	1	-	-	-	-	1	-
Anti-Submarine	652	632	476	18	78	7	14	6	33	21	-	13	-	2	5	1
VS	653	632	476	18	78	7	14	6	33	21	-	13	-	2	5	1
Patrol	752	740	459	25	40	13	84	35	84	12	4	-	6	1	1	-
VP(L)	543	532	350	21	31	7	60	22	41	11	4	-	6	-	1	-
VP(LD)	8	8	6	1	-	-	-	1	-	-	-	-	-	-	-	-
VP(S)	201	200	103	3	9	6	24	12	43	1	-	-	-	1	-	-
Warning	140	140	86	6	25	-	-	-	23	-	-	-	-	-	-	-
VW(EA)	7	7	5	-	2	-	-	-	-	-	-	-	-	-	-	-
VW(AEW)	125	125	75	5	22	-	-	-	23	-	-	-	-	-	-	-
VW(Q)	8	8	6	1	1	-	-	-	-	-	-	-	-	-	-	-
Observation	41	41	32	-	3	1	2	3	-	-	-	-	-	-	-	-
VO	41	41	32	-	3	1	2	3	-	-	-	-	-	-	-	-
Transport	571	523	414	4	24	9	46	3	23	48	-	-	-	-	48	-
VR(H)	165	165	137	1	7	2	18	-	-	-	-	-	-	-	-	-
VR(M)	327	281	214	-	7	7	27	3	23	46	-	-	-	-	46	-
VR(C)	79	77	63	3	10	-	1	-	-	2	-	-	-	-	2	-
In Flight Refueler	6	2	-	-	-	2	-	-	-	4	-	-	-	-	1	3
VG	6	2	-	-	-	2	-	-	-	4	-	-	-	-	1	3
Utility	184	175	106	6	4	-	9	6	44	9	5	2	-	-	-	2
VU(SAR)	98	96	56	6	2	-	5	4	23	2	-	2	-	-	-	-
VU(TOW)	56	52	26	-	2	-	4	2	18	4	4	-	-	-	-	-
VU(T&D)	10	9	6	-	-	-	-	-	3	1	1	-	-	-	-	-
VU(L)	20	18	18	-	-	-	-	-	-	2	-	-	-	-	-	2
Training	2,399	2,307	1,617	25	99	21	93	118	834	92	32	3	-	7	50	-
VT(JET)	1,071	1,057	579	18	68	6	32	43	311	14	1	-	-	6	7	-
VT(D)(JET)	15	11	4	1	2	-	-	1	3	4	3	-	-	-	1	-
VT(KD)(JET)	9	7	1	-	-	-	-	-	6	2	1	-	-	-	1	-
VT(ME)(PROP)	681	652	381	4	16	5	18	33	195	29	27	-	-	-	2	-
VT(ME)(P)(PROP)	39	39	26	2	-	-	-	2	9	-	-	-	-	-	-	-
VT(SE)(PROP)	1,018	1,002	603	-	13	9	42	39	296	16	-	3	-	1	12	-
VT(S)(PROP)	42	15	2	-	-	1	-	-	12	27	-	-	-	-	27	-
VT(NAV)(PROP)	14	14	13	-	-	-	1	-	-	-	-	-	-	-	-	-
VT(D)(PROP)	10	10	8	-	-	-	-	-	2	-	-	-	-	-	-	-
Rotary Wing	1,088	1,017	737	15	34	27	60	91	3	71	22	-	14	2	32	1
HS	290	270	170	-	6	58	16	20	-	20	-	-	-	1	18	1
HO	92	90	58	1	2	1	2	26	-	1	-	-	-	-	1	-
HR(L)	360	351	288	10	15	9	16	12	1	9	6	-	3	-	-	-
HR(M)	39	38	28	-	-	1	6	3	-	1	-	-	-	-	1	-
HU	246	209	157	4	10	8	16	14	-	37	16	-	11	1	9	-
HT	62	59	36	-	1	-	4	16	2	3	-	-	-	-	3	-
Airships	17	17	9	-	3	-	2	-	3	-	-	-	-	-	-	-
ZP	11	11	6	-	2	-	1	-	2	-	-	-	-	-	-	-
ZW	6	6	3	-	1	-	1	-	1	-	-	-	-	-	-	-
COMMAND																
LANT	2,212	2,212	1,926	95	191	-	-	-	-	-	-	-	-	-	-	-
PAC	2,592	2,590	2,102	192	296	-	-	-	-	2	1	-	-	-	1	-
NARS	578	578	562	2	14	-	-	-	-	-	-	-	-	-	-	-
NATRA	1,350	1,350	1,269	-	81	-	-	-	-	-	-	-	-	-	-	-
NART	843	843	726	50	67	-	-	-	-	-	-	-	-	-	-	-
RDT&E	334	169	153	1	15	-	-	-	-	165	-	-	-	32	112	21
BUWEPS	3,487	2,786	-	-	-	199	430	459	1,698	701	523	26	60	-	92	-

a/ Project Development - A new non-program aircraft category, established with 30 June 1958 data, which includes both the Research and Development "Y-Project" aircraft and Experimental aircraft.

[redacted]

[redacted]

DECLASSIFIED

TABLE 7

STATUS DISTRIBUTION BY CLASS & COMMAND
PROGRAM & NON-PROGRAM

CLASS AND COMMAND	GRAND TOTAL	PROGRAM								NON - PROGRAM						
		TOTAL	OPERATIONAL			NON-OPERATIONAL SUPPORT			RESERVE STOCK	TOTAL	AWTG. DE-CISION b/	AWTG. STRIKE	CONTIN-GENCY RESERVE	PRO-JECT DE VELOP-MENT c/	BAIL-MENT & LOAN	BOARD OF INSPEC-TION & SURVEY
				PIPELINE												
				OPT'L POOL a/												
			OPER-ATING	RFI	NOT RFI	IN DELIVERY	IN REWORK	AWTG. REWORK								
30 JUNE																
1951	13,532	13,174	7,369	797	-	610	1,053	877	2,468	358	269	-	-	43	46	-
1952	13,846	13,475	8,314	836	-	677	1,031	818	1,299	371	269	-	-	35	67	-
1953	14,723	14,012	9,946	1,167	-	685	835	675	704	711	574	-	-	33	104	-
1954	15,536	14,151	9,733	1,025	-	588	847	880	1,078	1,385	1,197	-	-	24	118	46
1955	16,504	14,140	9,761	644	23	612	924	857	1,319	2,364	126	503	1,508	18	163	46
1956																
31 March	17,067	13,554	9,692	442	46	539	1,063	718	1,054	3,513	125	2,527	590	8	200	63
30 June	15,761	13,003	9,687	371	32	482	981	764	686	2,758	131	1,591	734	9	236	57
30 September	14,714	12,752	9,596	350	15	369	943	745	734	1,962	201	602	829	8	266	56
31 December	14,253	12,573	9,553	364	18	391	892	618	737	1,680	158	336	853	8	265	60
1957																
31 March	13,933	12,566	9,557	400	17	380	767	604	841	1,367	103	169	760	7	275	53
30 June	13,958	12,434	9,421	471	21	362	718	624	817	1,524	196	137	870	5	270	46
30 September	12,748	12,065	9,338	180	295	348	776	444	684	683	58	160	145	5	272	43
31 December	12,786	12,140	9,275	100	354	373	756	422	860	646	66	133	150	3	252	42
1958																
31 March	12,865	12,214	9,039	112	390	391	758	464	1,060	651	93	149	150	-	223	36
30 June	12,573	11,924	8,424	198	373	259	764	515	1,391	649	59	221	56	58	226	29
30 September	12,087	11,629	8,415	124	412	242	678	395	1,363	458	27	121	4	49	230	27
31 December	12,098	11,659	8,147	116	455	290	661	479	1,511	439	40	94	4	44	237	20
1959																
31 March	12,048	11,607	7,657	170	452	221	690	563	1,854	441	66	77	9	35	235	19
30 June	12,067	11,597	7,562	145	462	274	617	589	1,948	470	104	84	14	32	212	24
30 September	11,700	11,296	7,277	323	498	207	624	590	1,777	404	73	57	27	35	197	15
31 December	11,737	11,257	7,064	322	456	272	552	647	1,944	480	64	131	44	37	182	22
1960																
31 March	11,640	11,174	6,726	363	519	304	542	611	2,109	466	144	69	23	36	181	13
30 June	11,272	10,472	6,759	299	514	286	515	490	1,609	800	458	23	89	35	183	12
30 September	11,320	10,411	6,665	364	590	294	543	405	1,550	909	495	64	98	35	200	17
31 December	11,389	10,515	6,748	349	614	235	423	454	1,692	874	553	22	33	33	210	23
1961																
31 January	11,396	10,528	6,738	340	664	199	430	459	1,698	868	524	26	60	32	205	21

a/ Commencing with 30 April 1955 data, "Operational Pool" aircraft was broken by "For Use" and "For BUWEPS" until 30 June 1957. Commencing with 31 July 1957 data, "Operational Pool" aircraft is broken by "RFI" and "Not RFI".

b/ Includes aircraft both in "Awaiting Decision" and "Awaiting Strike" status for period June 1951 through 31 May 1957.

c/ Project Development - A new non-program aircraft category, established with 30 June 1958 data, which includes both the Research, Development, Test and Evaluation "Y-Project" aircraft and Experimental aircraft.

[redacted]

DECLASSIFIED

DISTRIBUTION OF NON-PROGRAM AIRCRAFT BY MODEL

TABLE 8

CLASS & MODEL	GRAND TOTAL	AWTG. DECI-SION	AWTG. STRIKE	MAP	CONT. RE-SERVE	BAIL-MENT	LOAN	PROJ. DEV	BRD. OF INSP. & SURVEY
TOTAL	868	524		26	60	105	100	32	21
Fighter	492	431				29	8	13	11
VF(DAY)JET ...	376	263				7	2	4	
F8U-2	1					1			
F8U-1	4					3	1		
Y/F8U-1	2							2	
F11F-1	2					1	1		
Y/F11F-1 ...	1							1	
F9F-8	132	132							
F9F-6	168	168							
F3H-2M	58	58							
F2H-2	1					1			
FJ-4	1					1			
Y/FJ-4	1							1	
FJ-3	5	5							
VF(AW)JET	93	50				20	3	9	11
F8U-2N	3					3			
Y/F8U-2N ...	6							6	
YF8U-2N	4								4
F2H-4	11	11							
F2H-3	23	23							
F3H-2	2					2			
F3H-2N	16	15				1			
F4H-1	11					9	2		
YF4H-1	7								7
F3D-2	2					2			
F3D-2M	1					1			
Y/F3D-2M ...	1							1	
F3D-1	2					1	1		
F4D-1	1					1			
Y/F4D-1	2							2	
YF2Y-1	1	1							
VF(P)JET	4					2	2		
F8U-1P	1					1			
F9F-8P	3					1	2		
VF(D)JET	19	18					1		
F8U-1D	1						1		
F9F-6D	18	18							
Attack	119	30		8	40	29	2	7	3
VA(DAY)JET ...	13					5	2	6	
A4D-2	1					1			
Y/A4D-2	3							3	
A4D-2N	3					3			
A4D-1	1						1		
Y/A4D-1	2							2	
Y/FJ-4B	1							1	
F9F-8B	2					1	1		
VA(P)JET	2					2			
A3D-2P	2					2			
VA(Q)JET	1					1			
A3D-2Q	1					1			
VA(H)JET	18					14		1	3
A3J-1	11					11			
YA3J-1	3								3
A3D-2	2					2			
A3D-1	1					1			
Y/A3D-1	1							1	

CLASS & MODEL	GRAND TOTAL	AWTG DECI-SION	AWTG. STRIKE	MAP	CONT RE-SERVE	BAIL-MENT	LOAN	PROJ. DEV	BRD. OF INSP. & SURVEY
VA(LL)JET	4					4			
A2F-1	4					4			
VA(DAY)PROP ..	56	25		8	23				
AD-6	8			8					
AD-5	48	25			23				
VA(AW)PROP ...	20	3			17				
AD-5N	20	3			17				
VA(W)PROP	4	2				2			
W2F-1	1					1			
WF-2	1					1			
AD-5W	2	2							
VA(H)PROP	1					1			
AJ-1	1					1			
Anti-Submarine	21			13		5		2	1
VS	21			13		5		2	1
S2F-3	4					4			
YS2F-3	1								1
S2F-1	14			13		1			
Y/S2F-1	1							1	
Y/S2F-1S ...	1							1	
Patrol	12	4			6	1		1	
VP(L)	11	4			6	1			
P2V-7S	1					1			
P2V-4	10	4			6				
VP(S)	1							1	
Y/P5M-5S2 ..	1							1	
Transport	48					3	45		
VR(M)	46					1	45		
R4D-6	2						2		
R4D-5	4						4		
R4D-6R	24					1	23		
R4D-5R	10						10		
R4D-6Z	5						5		
R4D-5Z	1						1		
VR(C)	2					2			
TF-1	2					2			
In Flgt Refueler	4					1			3
VG	4					1			3
GV-1	1					1			
YGV-1	3								3
Utility	9	5		2					2
VU(SAR)	2			2					
UF-2	2			2					
VU(TCW)	4	4							
JD-1	4	4							

DECLASSIFIED

CONFIDENTIAL

DISTRIBUTION OF NON PROGRAM AIRCRAFT BY MODEL

TABLE 8

CLASS & MODEL	GRAND TOTAL	AWTG. DECI-SION	AWTG. STRIKE	MAP	CONT. RE-SERVE	BAIL-MENT	LOAN	PROJ DEV.	BRD. OF INSP. & SURVEY
VU(T&D)	1	1							
JD-1D	1	1							
VU(L)	2								2
YUO-1	2								2
Training	92	32		3		6	44	7	
VT(JET)	14	1				4	3	6	
T2J-1	2					2			
Y/T2J-1	3							3	
T2V-1	3					1	2		
TV-2	1	1							
Y/TV-2	1							1	
F9F-8T	2					1	1		
Y/F9F-8T ...	2							2	
VT(D)JET	4	3					1		
TV-2D	4	3					1		
VT(KD)JET	2	1					1		
TV-2KD							1		
VT(ME)PROP ...	29	27					2		
SNB-5	29	27					2		
VT(SE)PROP ...	16			3		1	11	1	
T-34B	9						9		
Y/T-34B	1							1	
T-28B	3					1	2		
SNJ-6	3			3					

CLASS & MODEL	GRAND TOTAL	AWTG. DECI-SION	AWTG. STRIKE	MAP	CONT. RE-SERVE	BAIL-MENT	LOAN	PROJ. DEV	BRD. OF INSP. & SURVEY
VT(E)PROP	27					1	26		
R4D-6Q	8						8		
R4D-5Q	4						4		
R4D-6S	13						13		
R4D-5S	2					1	1		
Rotary Wing	71	22			14	31	1	2	1
HS	20					18		1	1
HSS-2	13					13			
YHSS-2	1								1
HSS-1	5					5			
Y/HSS-1	1							1	
HO	1					1			
HCK-1	1					1			
HR(L)	9	6			3				
HRS-3	9	6			3				
HR(M)	1						1		
HR2S-1	1						1		
HU	37	16			11	9		1	
HU2K-1	8					8			
HUP-2	28	16			11	1			
Y/HUL-1	1							1	
HT	3					3			
HTK-1	2					2			
HTL-7	1					1			

CONFIDENTIAL

DECLASSIFIED

CONFIDENTIAL

PROGRAM AIRCRAFT INVENTORY
TYPE OF ORGANIZATIONAL UNIT BY CLASS

TABLE 9

UNIT TYPE	TOTAL	CLASS OF AIRCRAFT													
		VF JET	VA JET	VA PROP	VS	VP	VW	VO	VR	VG	VU	VT JET	VT PROP	H	Z
TOTAL	10528	1979	1504	951	632	740	140	41	523	2	175	1075	1732	1017	17
OPERATING	6738	1223	1066	513	476	459	86	32	414		106	584	1033	737	9
PIPELINE SUPPORT	2092	473	312	196	123	197	31	9	86	2	25	171	185	277	5
RESERVE STOCK	1698	283	126	242	33	84	23		23		44	320	514	3	3
OPERATING UNITS															
FLEET COMBAT	3447	870	843	393	195	343	67	32	155			30	4	509	6
USN	2460	539	599	392	195	343	67		71					248	6
VF DAY	256	256													
VF AW	208	208													
VA JET	429		429												
VA PROP	263			263											
VA H	136		136												
VFP PHOTO	24	24													
VAW AEW	129			129											
VFAW	21	21													
VQ ECM	19		19												
VAP PHOTO	6		6												
VCP PHOTO	39	30	9												
VS	195				195										
HS	143													143	
VP LAND	249					249									
VP SEA	95					94			1						
ZP	6														6
VW AEW WEA	21						21								
VU BARRIER	46						46								
HU	105													105	
VR TAC SUPP	70								70						
USMC	987	331	244	1				32	84			30	4	261	
MAW HEDRONS	65		1	1					27			30	4	2	
VMF	153	153													
VMF AW	132	132													
VMA	243		243												
VMCJ	46	46													
VMR	57								57						
HMR	229							3						226	
VMO	62							29						33	
DIR FLEET SUPP	561	84	8	12	4	13	6		81		63	179	80	31	
USN	494	84	8	12	4	13	6		75		61	131	71	29	
OPTEVFOR	49	8	7		4	8			9		2	2	3	6	
VU	131	76		8		5			1		30	2	6	3	
FLEET TRNG	150						6		9			116	19		
FLEET BASES	132			4					29		29	11	43	16	
CV & AV UTIL	32		1						27					4	
USMC	67								6		2	48	9	2	
FMF & FAHG	12								5			4	3		
VMT	42											42			
FLEET BASES	13								1		2	2	6	2	
IND FLEET SUPP	735	55	32	12	13	12	9		110		37	103	276	73	3
NABS & NAS	451	11		2	6	1	3		68		32	79	215	34	
HMX	24													24	
BWGR & BWR	15								1				14		
RDT & E	153	44	32	8	7	11	6		10		2	16	8	6	3
ATT & MISS	20								16		2		1	1	
USMCAS	72			2					15		1	8	38	8	
NATRA	1269	107	81	27	100	10	4		13		6	228	621	72	
BASIC	733	6		1	3				4		6	106	549	58	
ADVANCED	437	58	81	26	97	10			5			111	37	12	
TECHNICAL	99	43					4		4			11	35	2	
NART	726	107	102	69	164	81			55			44	52	52	
NON-OPERATING UNITS															
PIPELINE SUPP	2092	473	312	196	123	197	31	9	86	2	25	171	185	277	5
OPTL POOLS	1004	289	269	37	96	65	31	3	28		10	89	35	49	3
RFI	340	91	133	17	18	25	6		4		6	19	6	15	
NOT RFI	664	198	136	20	78	40	25	3	24		4	70	29	34	3
NON OPTL SUPP	1088	184	43	159	27	132		6	58	2	15	82	150	228	2
DELIVERY	199	41	14	14	7	13		1	9	2		6	15	77	
REWORK	430	43	12	65	14	84		2	46		9	32	61	60	2
AWTG REWORK	459	100	17	80	6	35		3	3		6	44	74	91	
RESERVE STOCK	1698	283	126	242	33	84	23		23		44	320	514	3	3
O/H REQUIRED	1686	281	123	238	33	83	23		23		44	319	513	3	3
O/H NOT REQ	12	2	3	4		1						1	1		

CONFIDENTIAL

Chart 3

DECLASSIFIED

[redacted]

TYPE OF ORGANIZATIONAL UNIT

OPERATING INVENTORY

PLANNED ASSIGNMENT

(OPERATING INVENTORY VS PLANNED ASSIGNMENT)

NON-OPERATING INVENTORY

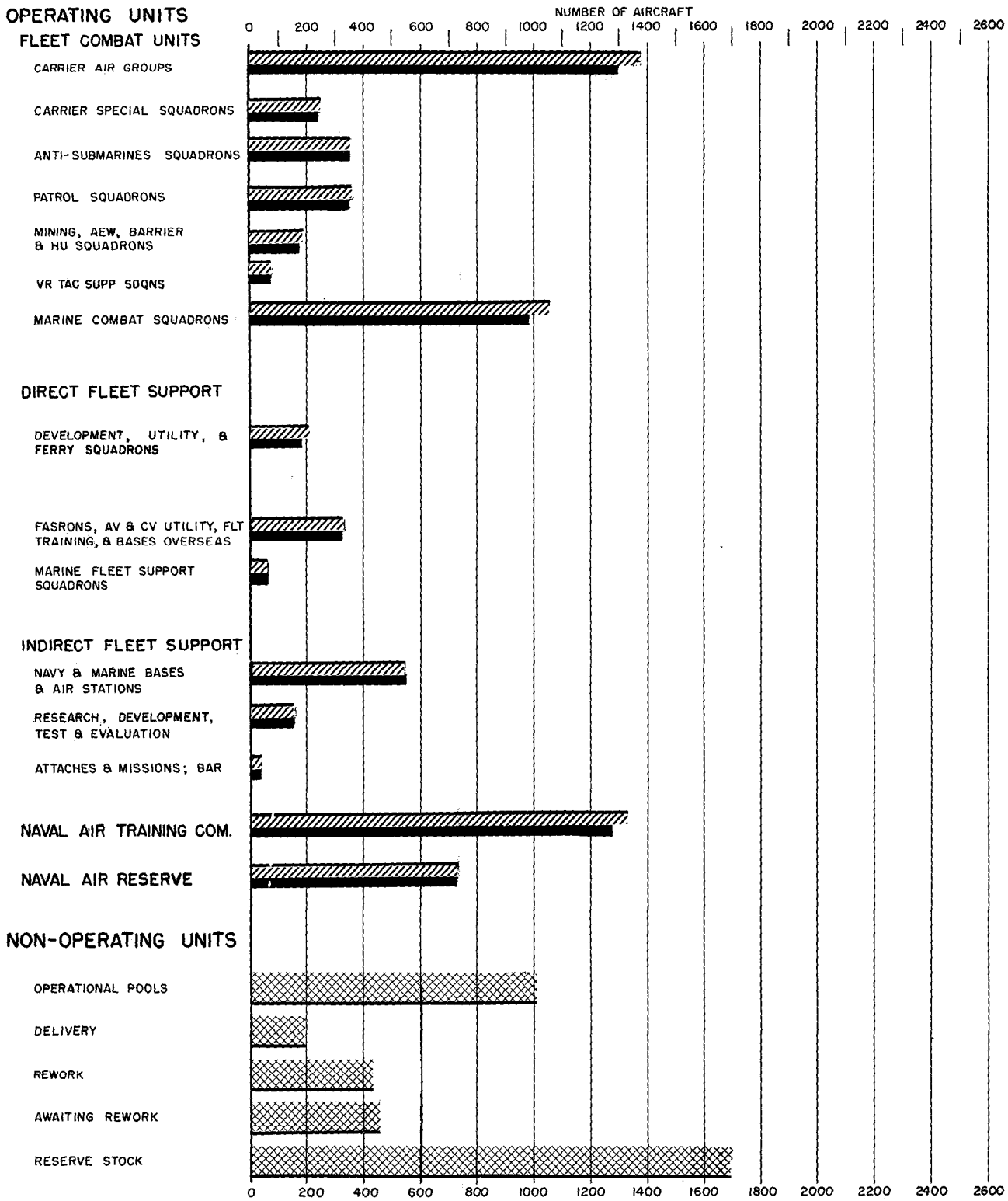

[redacted]

DECLASSIFIED

~~CONFIDENTIAL~~

PROGRAM AIRCRAFT INVENTORY
TYPE OF ORGANIZATIONAL UNIT BY CLASS
NAVAL AIR FORCE, ATLANTIC FLEET

TABLE 10

UNIT TYPE	TOTAL	CLASS OF AIRCRAFT													
		VF JET	VA JET	VA PROP	VS	VP	VW	VO	VR	VG	VU	VT JET	VT PROP	H	Z
TOTAL	2212	494	479	227	141	201	55	11	149		30	106	38	272	9
OPERATING	1926	420	382	214	114	186	36	11	139		25	91	37	265	6
OPERATING POOLS	286	74	97	13	27	15	19		10		5	15	1	7	3
FLEET COMBAT	1651	387	381	210	110	176	33	11	78			11		248	6
USN	1255	259	279	209	110	176	33		41					142	6
VF DAY	120	120													
VF AW	115	115													
VA JET	187		187												
VA PROP	151			151											
VA H	76		76												
VFP PHOTO	24	24													
VAW AEW	58			58											
VQ ECM	10		10												
VAP PHOTO	6		6												
VS	110				110										
HS	82													82	
VP LAND	140					140									
VP SEA	36					36									
ZP	6														6
VW AEW WEA	11						11								
VW BARRIER	22						22								
HU	60													60	
VR TAC SUPP	41								41						
USMC	396	128	102	1				11	37			11		106	
MAW HEDRONS	22		1	1					9			11			
VMF	78	78													
VMF AW	35	35													
VMA	101		101												
VMCJ	15	15													
VMR	28								28						
HMR	94													94	
VMO	23							11						12	
DIR FLEET SUPP	260	33	1	4	4	10	3		49		23	80	37	16	
USN	234	33	1	4	4	10	3		47		23	58	35	16	
OPTEVFOR	30				4	8			9		2		1	6	
VU	49	33				2					11		2	1	
FLEET TRNG	77						3		4			58	12		
FLEET BASES	60			4					19		10		20	7	
CV & AV UTIL	18		1						15					2	
USMC	26								2			22	2		
FMF & FAHG	6								2			2	2		
VMT	20											20			
IND FLEET SUPP	15								12		2			1	
ATT & MISS	15								12		2			1	
OPTL POOLS	286	74	97	13	27	15	19		10		5	15	1	7	3
RFI	95	18	44	4	8	3	6		1		3	3		5	
NOT RFI	191	56	53	9	19	12	13		9		2	12	1	2	3

~~CONFIDENTIAL~~

DECLASSIFIED

[redacted]

PROGRAM AIRCRAFT INVENTORY
TYPE OF ORGANIZATIONAL UNIT BY CLASS
NAVAL AIR FORCE, PACIFIC FLEET

TABLE 11

UNIT TYPE	TOTAL	CLASS OF AIRCRAFT													
		VF JET	VA JET	VA PROP	VS	VP	VW	VO	VR	VG	VU	VT JET	VT PROP	H	Z
TOTAL	2590	692	614	209	102	201	45	24	129		43	153	62	316	
OPERATING	2102	534	469	191	85	170	37	21	113		40	118	48	276	
OPERATING POOLS	488	158	145	18	17	31	8	3	16		3	35	14	40	
FLEET COMBAT	1796	483	462	183	85	167	34	21	77			19	4	261	
USN	1205	280	320	183	85	167	34		30					106	
VF DAY	136	136													
VF AW	93	93													
VA JET	242		242												
VA PROP	112			112											
VA H	60		60												
VAW AEW	71			71											
VFAW	21	21													
VO ECM	9		9												
VCP PHOTO	39	30	9												
VS	85				85										
HS	61													61	
VP LAND	109					109									
VP SEA	59					58			1						
VW AEW WEA	10						10								
VW BARRIER	24						24								
HU	45													45	
VR TAC SUPP	29								29						
USMC	591	203	142					21	47			19	4	155	
MAW HEDRONS	43								18			19	4	2	
VMF	75	75													
VMF AW	97	97													
VMA	142		142												
VMCJ	31	31													
VMR	29								29						
HMR	135							3						132	
VMO	39							18						21	
DIR FLEET SUPP	301	51	7	8		3	3		32		40	99	43	15	
USN	260	51	7	8		3	3		28		38	73	36	13	
OPTEVFOR	19	8	7									2	2		
VU	82	43		8		3			1		19	2	4	2	
FLEET TRNG	73						3		5			58	7		
FLEET BASES	72								10		19	11	23	9	
CV & AV UTIL	14								12					2	
USMC	41								4		2	23	7	2	
FMF & FAHG	6								3			2	1		
VMT	22											22			
FLEET BASES	13								1		2	2	6	2	
IND FLEET SUPP	5								4				1		
ATT & MISS	5								4				1		
OPTL POOLS	488	158	145	18	17	31	8	3	16		3	35	14	40	
RFI	192	50	73	10	4	19			3		1	16	6	10	
NOT RFI	296	108	72	8	13	12	8	3	13		2	19	8	30	

[redacted]AL

[redacted]

DECLASSIFIED

MAN-CARRYING DRONES
COMMAND AND STATUS DISTRIBUTION BY MODEL

TABLE 12

MODEL	COMMAND						STATUS			
	GRAND TOTAL	LANT	PAC	NABS	RDT&E	BUWEPS	OPERATING	OPERAT'L. POOL	NON OPERAT'L. SUPPORT	RESERVE STOCK
TOTAL	248	9	-	32	27	177	68	3	49	128
F9F-6K2	-	4	-	15	8	9	27	-	6	3
F9F-6K2X	-	-	-	-	-	35	-	-	35	-
F9F-6K	-	5	-	12	14	58	31	3	1	57
F9F-6KX	-	-	-	-	-	64	-	-	7	57
F6F-5K	-	-	-	2	5	-	7	-	-	-
P4Y-2K	-	-	-	3	-	11	3	-	-	11

AIRCRAFT ON LOAN TO NAVY

TABLE 13

MODEL	TOTAL	CUSTODIAN	LOCATION
TOTAL	11		
B-45A	1	Research, Development, Test & Evaluation	NAF, Litchfield Park
C-47D	1	Research, Development, Test & Evaluation	INM, Boston
F-101A	2	Research, Development, Test & Evaluation	BWR, Columbus
F-104A	1	Research, Development, Test & Evaluation	NAF, China Lake
HU-1	1	Research, Development, Test & Evaluation	BWR, Fort Worth
JRF-5G	1	Research, Development, Test & Evaluation	BWR, Garden City
RB-66A	1	Research, Development, Test & Evaluation	BWR, Columbus
RB-66A	1	Research, Development, Test & Evaluation	BWR, East Hartford
RB-66B	1	Research, Development, Test & Evaluation	INM, Schenectady
L-20	1	Commander Air Force, Pacific Fleet	PMR, Eniwetok

[redacted]