DECLASSIFIED [redacted]

[redacted] OPNAV [redacted]

ALLOWANCES and LOCATION of NAVY AIRCRAFT

IMPORTANT

COMMENCING WITH THIS ISSUE DATE ON COVER REFLECTS DATE OF INVENTORY DATA CONTAINED HEREIN.

DECLASSIFIED by authority of Op-51 dtd 2 April 1975 by Blanche Snyder Op-511

OPNAV NOTICE P03110

[redacted]

31 JANUARY 1959

DEPARTMENT OF THE NAVY
OFFICE OF THE CHIEF OF NAVAL OPERATIONS

[redacted]

DECLASSIFIED

DEPARTMENT OF THE NAVY
OFFICE OF THE CHIEF OF NAVAL OPERATIONS
WASHINGTON 25, D. C.

OPNAV 03110
Op-502D
Ser 02511P50
28 Feb 1959

[redacted]

OPNAV NOTICE 03110

From: Chief of Naval Operations
To: Distribution List

Subj: Allowance and Location of Navy Aircraft (U)

1. Purpose.

a. To indicate the following by units:

(1) The operating aircraft allowances (Table 1)
(2) The actual on hand aircraft inventories (Table 2)
(3) The planned assignments of operating aircraft (Table 2)

b. To show the actual on hand program and non-program aircraft inventory in various forms (Section II).

2. General Instructions.

a. This Notice establishes unit operating allowances of the Naval Aircraft Program within each major operating command. The allocation of naval aircraft by model (i. e. operating and operational pool) is reflected in OPNAV INSTRUCTION 03110.1, "U. S. Naval Aircraft Program (Gray Book), which establishes the operating and operational pool allocations for major operating commands in accordance with the approved planning factors and available inventory. In these instances where apparent inconsistencies between operating allowances and allocations occur, the "U. S. Naval Aircraft Program" shall be the controlling instruction, since it represents the planned implementation of aircraft programs which Congress approved and provided funds for. Actual on hand aircraft inventories are developed by the Navy Aircraft Accounting System, OPNAV INSTRUCTION 5442.2. The Naval Air Reserve Training Command as shown herein, has been established as a major command for aircraft logistics purposes only.

b. If the allowances as set forth are not deemed suitable for the mission which an activity or command has to support, the Chief of Naval Operations will consider recommendations for changes in types and allowances of aircraft. However, any requests for such changes that would result in an increase in a major command's total aircraft operating allowance should contain that command's recommendation for a compensatory reduction.

c. Major operating commands are authorized to shift operating assignments (Table 2) from one unit to another on a temporary basis; however, if it is expected that this shift will exceed three (3) months, the Chief of Naval Operations shall be requested to change the authorized operating allowance (Table 1).

d. Specific assignment of aircraft to individual officers is prohibited by the Secretary of the Navy. Aircraft for shore based activities not listed in Table 1 are provided within the allowances of Naval Air Bases, the Naval Air Reserve Training Command, the Naval Air Training Command, and the Bureau of Aeronautics (Research and Development).

e. Types, classes and models of aircraft listed herein are in conformance with BUAER INSTRUCTION 05030.4 of 17 October 1957.

f. Planned operating levels of target drones (capable of carrying a pilot) are contained in OPNAV INSTRUCTION 03110.1 (U. S. Naval Aircraft Program).

3. Cancellation. This Notice is cancelled and will be destroyed by burning when the next issue is received. No report of destruction is necessary.

F. Massey

F. MASSEY
By direction

[redacted]

DECLASSIFIED

[redacted]

OPNAVNOTE 03110

DISTRIBUTION LIST:

Ops - 001 (1), 02S3 (11), 25 (3), 26 (1), 284 (1), 03EG (1), 30 (1), 312 (1), 33 (5), 34 (2), 345 (1), 36 (1), 41 (1), 404 (1), 411D (1), 43 (1), 05 (2), 05A5 (1), 05B1 (1), 50 (1), 50C (2), 501 (25), 502 (20), 503 (1), 504 (2), 507 (3), 51 (3), 52 (4), 55 (5), 56 (2), 57 (1), 60S (7), 007 (1), 82 (1), 09 (1), 09D (1), 91E (1), 92 (6), 923R (1), CNO FLAGPLOT (1),
Army War College, Carlisle Brks, Pa. (Attn: Library P-3) (1),
CofS, USAF, (Attn: AFXPR-AM) Rm: 4E1029, Pentagon Bldg, Washington, D. C. (1),
Chief, NavAdvGrp, AU Library 8464, Maxwell AFB, Montgomery, Ala (1),
CinC HQ SAC, Offutt AFB, Omaha, Nebr (Attn: DinC) (1),
Senior Naval Officer, MATS, Scott AFB, Illinois (1),
Chief, Traffic Forecast Section, Airways Mod Bd., Rm: 4B348, Pentagon Bldg (DRD-GW) (1),
SenMem BIS, PaxRiv (1),
CinC, Pacific Air Force, Hickam AFB, Pearl Harbor, T. H. (1),
Bureau of the Budget (Attn: Navy Section Chief), (1),
General Accounting Office (Defense Acct. & Audit. Div) Navy Audit Group, Washington D.C.(1),
Director, National Security Agency, Fort George G. Mead, Md. (Attn: CREF-212) (1),
Naval Aide to the President, (Attn: Captain E. P. Aurand,) THE WHITE HOUSE OFFICE (1),
Directorate of Development Planning, Deputy Chief of Staff, Development (AFDAP-R) Hdqtrs USAF Rm: 5D462, Pentagon Bldg (1)

PART I AND II OF STANDARD NAVY DISTRIBUTION LIST:

A1 - Asst SecNav (Air) (2),
A2A- NavComp (2), ONM (M44) (1), U. S. NavTraDevCen, Sands Pt., L. I. NY (2), ONR Logistics ResearchProj (PP) (1), Dir Office of Analysis & Review, Rm 4E 832 Pentagon Bldg (1),
A5 - BUAER (92), BUORD (9), BUPERS (7), BUSHIPS-214 (5), BUSANDA-S423 (1),
A5 - BUORD (Prog. & Reqt Br.) (PL3B)(1) REW3A (1),
B1 - SecDev (Comptroller) Budget (1), Office of Progress, Report and Statistics (1), Weapons System Evaluation Group (1),
B3 - Comdt, Armed Forces Staff College, Norva (2).

21(6),22(4),23(2)(ComNavForCONAD(2)),23A(1),24A(ComNavAirPac only (15)),ComNavAirLant only (10), 24B(2)(less ComPhibPac),24F(3),24H(2)(less ComFltTraPac),24J(2),26F(2)(less OPDEVDET/DEVFOR New London),26AA(2),26CC(1),27C(1)(less Alaskan SeaFron),28A(1),29H(1)(less CVAs 16-20-59), 32HH(1),32JJ(1)(less AVP-48),42A(3),ComFairAlameda (4),42B(FltAirShipWing One and AirShip Wing Six only) (1)),42C(1),42D(1)(less FAETUPAC Dets 2&3-FAETULANT Det 2),42H(1),42T(1) (less TACGRU 1),42EE(2),46A(2),46B(2),46C only (1)(less MAG-13),46D only (1)(less VMFRons 232-312-333),46D1(VMA 223 only (1),46P2(1)(HMG-26(2)(less HMG-36),F2(1)(less COM3ND,6ND, 15ND,SRNC), G1A(2)(less Agana, Niagara, Denver, So.Weymouth,)G1B(1),G1D(1)(less NAF Annapolis) G1F(1),G1H(1)(less NAB-8/NABPhil),G2(2),G3A(2),G3B(2),G3C(2),G3D(4),G3E(1),G4A(1),G5A(2), G5B(1),G5C(2),G5D(1),G6A(1),G6B(BAR E. Hartford only) (1),G6C(1),G7A(1),G8K(6),G13(1),G14(1), G16(1),G18(1),G19,(1),G21(1),J5(1),J60(2),J84(2),J95(2),K1(2),K3(1),M34(1),M46(2),M47(2), P1(5),R20(1).

[redacted]

DECLASSIFIED

CONFIDENTIAL

TABLE OF CONTENTS

SECTION I

STATUS CODES 4

ABBREVIATIONS 5

TABLE I PROGRAM OPERATING ALLOWANCES FOR FISCAL 1959 6

TABLE 2 LOCATION OF TOTAL PROGRAM AND NON-PROGRAM AIRCRAFT INVENTORY 16

TABLE 3 SUMMARY OF OPERATING INVENTORY BY MODEL 46

TABLE 4 TOTAL PROGRAM AND NON-PROGRAM AIRCRAFT INVENTORY BY LOCATION AND ORGANIZATIONAL UNIT 54

GENERAL

The Navy Program aircraft inventory is presented herein in three arrangements:

TABLE 2 is by type of reporting custodian within each command showing, for each unit and model of aircraft, location, authorized operating allowance, and actual inventory.

TABLE 3 is a summary of the actual operating inventory by major commands for each class, configuration and model in the program.

TABLE 4 is in alphabetic order of geograghic location except that carriers and other ships are listed first showing for each location the "reporting custodians" or "unit" based there, the total aircraft in custody of each, and a code designation of their respective "command". The column headed Command contains their code designations, which are translated as follows:

11.....LANT.....Atlantic Fleet (Navy)
19.....LANT.....Atlantic Fleet (Marine Corps)

21.....PAC.....Pacific Fleet (Navy)
29.....PAC.....Pacific Fleet (Marine Corps)

31.....NABS.....Naval Air Bases (Navy)
39.....NABS.....Naval Air Bases (Marine Corps)

41.....NABTC.....Naval Air Basic Training Command
43.....NAATC.....Naval Air Advanced Training Command
44.....NATTC.....Naval Air Technical Training Command

50.....NART.....Naval Air Reserve Training Command

70.....R&D.....Research & Development, BUAER

88.....BUAER.....Maintenance and Support, BUAER

The above classifications are for logistic purposes and statistical convenience and in no way alter any organizational structure or military command established elsewhere by the Navy.

SECTION II

STATUS OF NAVY AIRCRAFT INVENTORY 57

CONFIDENTIAL

DECLASSIFIED

STATUS CODES

Table two of this report includes a column headed "STATUS" which refers to aircraft status code classifications as defined in OPNAV INSTRUCTION NO. 5442.2 For full status code definitions, see reference.

AIRCRAFT STATUS CLASSIFICATIONS	AIRCRAFT STATUS CODES							
THE PROCESS	IF IN THE PROCESS		IF AWAITING THE PROCESS (OR AWAITING TRANSFER ELSEWHERE FOR THE PROCESS)				IF ENROUTE TO THE PROCESS	
							Flight	Surface Transport
OPERATING	A-number, aging in tour, A-letter, not aging in tour		If in operating command	If In BUAER				
Primary Use:								
Combat	A1	AJ	B	B if completely ready for issue; B # to indicate material lacking:			C	C9
Combat Services	A2	AK	B				C	C9
Student Pilot Training	A3	AL	B				C	C9
Post-Student Training	A4	AM	B	B1-Airborne Equipment			C	C9
Crew Training	A5	AN	B	B2-Armament			C	C9
Individual Proficiency	A6	AO	B	B3-Electronic			C	C9
Transport	A7	AP	B	B4-Photographic			C	C9
Utility (Including Administrative)	A8	AQ	B	B5-Power Plant			C	C9
Research and Development	A9	AR	B				C	C9
STANDARD REWORK	D-number, in rework D-letter, rework completed except for flight check		If to be reworked where now located		If to be transferred elsewhere for rework			
			Flyable	Non-Flyable	Flyable	Non-Flyable		
Overhaul	D1	DA	E1	E6	EJ	EN	F1	F6
Progressive Maintenance-Conversion	D2	DB	E2	E7	EK	EP	F2	F7
Progressive Maintenance	D3	DC	E3	E8	EL	EQ	F3	F8
Overhaul-Conversion	D4	DD	E4	E9	EM	ER	F4	F9
Airline Maintenance	D9	-	E3	E8	EL	EQ	F3	F8
SPECIAL REWORK			If not in storage and if flyable, H - Number; but if nonflyable, H - Letter. If in storage, M - Number.					
				Not In Cans	In Cans			
Conversion	G4		H4 HM	-	-		I	I9
Modification	G5		H5 HN	-	-		I	I9
Repair	G6		H6 HO	-	-		I	I9
Modernization	G7		H7 HP	M7	M9		I	I9
Modernization-Conversion	G8		H8 HQ	M8	MQ		I	I9
Interim Rework	G9		H9 HR	-	-		I	I9
STORAGE								
Standard rework required . . . In cans	MW		NX				OX	
Not in cans	MX		NX				OX	
Standard rework not required . Not in cans	MY		NY				OY	
In cans	MZ		NY				OY	

BASIS OF ELIGIBILITY FOR RETIREMENT AND STRIKE					
RETIREMENT AND STRIKE		Category 1 Damage	Category 2 Depreciation	Category 3 Administrative	Category 4 Service Life Ended
Awaiting decision to strike	Flyable	Q1	P2	P3	P4
	Nonflyable		Q2	Q3	Q4
Awaiting strike	Flyable		S2	S3	S4
	Nonflyable		SK	SL	SM
MAP ...No rework involved			R	R	R
Standard rework involved	In process		RD	RD	RD
	Awtg., enroute		RE	RE	RE
Special rework involved	In process		RG	RG	RG
	Awtg., enroute		RH	RH	RH

VARIOUS

Bailment . . On Contract	T
Contract pending	TR
Loan . . By the Navy	U
To the Navy	U5
Provisionally accepted	V#
Grounded, Structural	X
Disposition undetermined . . . . Awaiting	Y
Enroute	Z

Contingency Reserve:		If Enroute	If Not
Not stored . .	Flyable	WD	WF
	Nonflyable	WE	WN
Stored	In cans		WA
	Not in cans		WB

DECLASSIFIED

LOCATION OF NAVY AIRCRAFT
ABBREVIATIONS USED IN THIS REPORT
(Excluding "Status" Codes)

ABD - Aboard (name of ship follows)
ABMA - Army Ballistic Missile Agency
ADV - Advance
AER - Aeronautics, Bureau of
AES - Aircraft Engineering Squadron
AFB - Air Force Base
ASW - Anti-Submarine Warfare
ATT - Naval Attache
ATU - Advanced Training Unit
AV , AVP - Seaplane Tenders

BAGR - Bureau of Aeronautics General Representative
BAMR - Bureau of Aeronautics Maintenance Representative
BAR - Bureau of Aeronautics Representative
BARR - Bureau of Aeronautics Resident Representative
BIS - Board of Inspection and Survey ("Y" Prefix)
BUAER - Bureau of Aeronautics

CAA - Civil Aeronautics Authority
CD - Central District
CMEF - Commander of Middle East Forces
CNFE - Commander Naval Far East
CNFGER - Commander Naval Forces Germany
CVA - Attack Carrier
CVE - Escort Carrier
CVG - Carrier Air Group
CVL - Light Carrier
CVS - ASW Support Carrier

DET - Detachment
DST - District

F&M - Ferry and Maintenance
FAGU - Fleet Air Gunnery Unit
FAETU - Fleet Airborne Electronics Training Unit
FASRON - Fleet Air Service Squadron
FAWTU - Fleet All Weather Training Unit
FLTACSUPP - Fleet Tactical Support Squadrons
FORAVAHQGRU - Marine Force Aviation Headquarters Group

GMGRU - Guided Missile Group
GMSRON - Guided Missile Service Squadron

H&HS - Headquarters and Headquarters Squadron
H&MS - Headquarters and Maintenance Squadron
HATU - Heavy Attack Training Unit
HDQTRS - Headquarters
HEDRON - Marine Headquarters Squadron
HMR - Marine Helicopter Transport Squadron
HMX - Marine Helicopter Operational Development Squadron
HS - Helicopter Anti-Submarine Squadron
HTG - Helicopter Training Group
HU - Helicopter Utility Squadron

INM - Inspector of Naval Material

JOC - Joint Operations Center
JTTU - Jet Transitional Training Unit

LANT - Naval Air Force, Atlantic Fleet

M&S - Maintenance and Support, BUAER
MAAG - Military Assistance Advisory Group
MARS - Marine Aircraft Repair Squadron
MARTRAREPLGRU - Marine Training and Replacement Group
MATRON - AEW Barrier Maintenance Squadron
MATS - Military Air Transport Service
MCAF - Marine Corps Air Facility
MCALF - Marine Corps Auxiliary Landing Field
MCAS - Marine Corps Air Station
MINDEFDEVU - Mine Defense Development Unit
MISS - Naval Mission
MTG - Marine Training Group
MWSG - Marine Wing Service Group

NAAS - Naval Auxiliary Air Station
NAATC - Naval Air Advanced Training Command
NABS - Naval Air Bases
NABTC - Naval Air Basic Training Command
NADC - Naval Air Development Center
NADU - Naval Air Development Unit
NAF - Naval Air Facility
NAMC - Naval Air Material Center
NAOTS - Naval Aviation Ordnance Test Station
NART - Naval Air Reserve Training
NARTS - Naval Air Rocket Test Station
NARTU - Naval Air Reserve Training Unit
NAS - Naval Air Station
NASA - National Aeronautics and Space Administration
NASWF - Naval Air Special Weapons Facility
NATC - Naval Air Test Center
NATRA - Naval Air Training
NATECHTRACEN - Naval Air Technical Training Center
NATECHTRAU - Naval Air Technical Training Unit
NATTC - Naval Air Technical Training Command
NATTU - Naval Air Technical Training Unit
NATU - Naval Air Torpedo Unit
NAV - Naval
NAVCICOFFSCH - Combat Information Center Officers' School
NLO - Naval Liaison Officer
NOTS - Naval Ordnance Test Station
NPG - Naval Proving Ground
NPU - Naval Parachute Unit
NSAWF - Naval School All Weather Flight
NTDC - Naval Training Device Center

O&R - Overhaul and Repair, BUAER M&S
ONR - Office of Naval Research
OPDEVFOR - Operational Development Force

PAC - Naval Air Force, Pacific Fleet
PRNC - Potomac River Naval Command

R&D - Research and Development, BUAER

SDC - Special Devices Center
SO&ES - Station Operations and Engineering Squadron
SRNC - Severn River Naval Command

TRANS - Transportation

USMC - United States Marine Corps
USN - United States Navy
USNMC - United States Naval Missile Center
USNR - United States Naval Reserve

VA - Attack Squadron
VAAW - Carrier Special Squadron Night
VAH - Heavy Attack or Mining Squadron
VAHM - Mining Squadron
VAP - Photographic Squadron
VAW - Carrier Special Squadrons Air Early Warning
VF - Fighter Squadron
VFAW - Carrier Special Squadron Intercept
VFP - Composite Squadron Photographic
VMA - Marine Attack Squadron
VMAT - Marine Attack Training Squadron
VMC - Marine Composite Squadron
VMCJ - Marine Composite Photographic Squadron
VMFAW - Marine All-Weather Fighter Squadron
VMFT - Marine Fighter Training Squadron
VMFTAW - Marine All-Weather Fighter Training Squadron
VMIT - Marine Instrument Training Squadron
VMJ - Marine Photographic Squadron
VMO - Marine Observation Squadron
VMR - Marine Transport Squadron
VP - Patrol Squadron
VQ - Electronic Counter Measures Squadron
VR - Transport Squadron
VS - Anti-Submarine Squadron
VU - Utility Squadron
VW - Air Early Warning Squadron
VX - Air Operational Development Squadron

ZP - Airship Patrol Squadron
ZTG - Airship Training Group
ZW - Barrier Squadron (Contiguous)
ZX - Airship Operational Development Squadron

NOTE: For information as to abbreviations used to designate class, subclass and version of aircraft, see pages 58 and 64.

DECLASSIFIED

TABLE 1 PROGRAM OPERATING ALLOWANCES FOR FISCAL 1959

Table 2 reflects planned aircraft model assignments to meet the allowances shown in Table 1. In instances where the Naval Aircraft Inventory contains insufficient aircraft of the types shown in Table 1, Table 2 will indicate substituted models. The primary operating status code included in Table 1 reflects the primary reason or intent for the operating units having an authorized operating allowance therefore. Where inconsistencies appear between the status codes listed in Table 1 and Table 2, differences will be resolved in favor of those listed in Table 1. Revisions to the authorized allowances listed in Table 1 will be indicated by an appropriate symbol for subsequent periods; however, because of budgetary considerations such revision will normally not appear at intervals of less than four months.

UNIT	LOCATION	CLASS	OPERATING ALLOWANCES	PRIMARY OPTG. STATUS
FLEET COMBAT UNITS				
USN				
CARRIER AIR GROUPS/RONS				
# LANT		VF(AW)JET	249	A1
		VA(DAY)JET	186	A1
		VA(DAY)PROP	84	A1
		VA(H)JET	72	A1
		VT(JET)	47*	A4
		VT(SE)	10*	A4
PAC		VF(AW)JET	332	A1
		VA(DAY)JET	252	A1
		VA(DAY)PROP	108	A1
		VA(H)JET	58	A1
		VT(JET)	63*	A4
		VT(SE)	5*	A4
SPECIAL MISSION SQUADRONS				
LANT				
VAW 12	Quonset Point	VA(W)PROP	48	A1
		VT(ME)	1*	A4
VA(AW) 33	Quonset Point	VA(AW)PROP	24	A1
		VA(Q)PROP	2	A1
		VT(ME)	1*	A4
VF(AW) 4	Quonset Point	VF(AW)JET	30	A1
VFP 62	Cecil Field	VF(P)JET	24	A1
		VT(JET)	1*	A4
		VT(ME)(P)	1*	A4
VAP 62	Norfolk	VA(P)JET	12	A1
		VT(JET)	1*	A4
		VT(ME)(P)	1*	A4
VQ 2	Port Lyautey	VA(Q)JET	12	A1
GMSRON 2		VF(D)JET	6	A1
		VF(KD)JET	5	A1
		VT(D)JET	4	A2
		VT(SE)(D)	3	A2
PAC				
VAW 11	North Island	VA(W)PROP	56	A1
		VT(ME)	1*	A4
VA(AW) 35	North Island	VA(AW)PROP	32	A1
		VA(Q)PROP	2	A1
		VT(ME)	1*	A4
VF(AW) 3	North Island	VF(AW)JET	45	A1
		VT(ME)	1*	A8
VFP 61	Miramar	VF(P)JET	32	A1
		VT(JET)	1*	A4
		VT(ME)(P)	1*	A4
VAP 61	Agana	VA(P)JET	12	A1
		VT(JET)	1*	A4
		VT(ME)(P)	1*	A4
VQ 1	Iwakuni	VA(Q)JET	12	A1
GMSRON 1	Barbers Point	VF(D)JET	6	A1
		VF(KD)JET	5	A1
		VT(D)JET	4	A2
FAGU		VF(DAY)JET	12*	A4
		VF(AW)JET	8*	A4
		VA(DAY)JET	12*	A4
		VA(DAY)PROP	1*	A4
		VT(ME)	1*	A4
HEAVY ATTACK MINING RONS				
LANT				
VA(HM) 13	Norfolk	VP(L)	12	A1
PAC				
VA(HM) 10	Whidbey Island	VP(L)	12	A1
VP 28	Barbers Point	VP(L)	12	A1
CARRIER ASW RONS				
LANT				
VS RONS				
VS 27	Norfolk	VS	20	A1
VS 30	Norfolk	VS	20	A1
VS 31	Norfolk	VS	20	A1
VS 32	Quonset Point	VS	20	A1
VS 36	Norfolk	VS	20	A1
VS 39	Norfolk	VS	20	A1
HS RONS				
HS 1	Key West	HS	14	A1
		VT(ME)	1*	A4
HS 3	Norfolk	HS	14	A1
		VT(ME)	1*	A4
HS 5	Key West	HS	14	A1
		VT(ME)	1*	A4
HS 7	Norfolk	HS	14	A1
		VT(ME)	1*	A4
HS 9	Quonset Point	HS	14	A1
		VT(ME)	1*	A4
HS 11	Quonset Point	HS	14	A1
		VT(ME)	1*	A4
PAC				
VS RONS				
VS 21	North Island	VS	20	A1
VS 23	Los Alamitos	VS	20	A1
VS 37	Los Alamitos	VS	20	A1
VS 38	North Island	VS	20	A1
HS RONS				
HS 2	Ream Field	HS	14	A1
		VT(ME)	1*	A4
HS 4	Ream Field	HS	14	A1
		VT(ME)	1*	A4
HS 6	Ream Field	HS	14	A1
		VT(ME)	1*	A4
HS 8	Ream Field	HS	14	A1
		VT(ME)	1*	A4

* Fleet Training Aircraft.

\# Revision to authorized allowance.

DECLASSIFIED

TABLE 1 **PROGRAM OPERATING ALLOWANCES FOR FISCAL 1959**

UNIT	LOCATION	CLASS	OPERATING ALLOWANCES	PRIMARY OPTG. STATUS
VP SQUADRONS				
LANT				
VP(LAND)				
VP 5	Jacksonville	VP(L)	12	A1
VP 7	Brunswick	VP(L)	12	A1
VP 8	Norfolk	VP(L)	12	A1
VP 10	Brunswick	VP(L)	12	A1
VP 11	Brunswick	VP(L)	12	A1
VP 16	Jacksonville	VP(L)	12	A1
VP 18	Jacksonville	VP(L)	12	A1
VP 21	Brunswick	VP(L)	12	A1
VP 23	Brunswick	VP(L)	12	A1
VP 26	Brunswick	VP(L)	12	A1
VP(SEA)				
VP 44	Norfolk	VP(S)	12	A1
VP 45	Bermuda	VP(S)	12	A1
VP 49	Bermuda	VP(S)	12	A1
VP 56	Norfolk	VP(S)	12	A1
PAC				
VP(LAND)				
VP 1	Whidbey Island	VP(L)	12	A1
VP 2	Whidbey Island	VP(L)	12	A1
VP 4	Naha	VP(L)	12	A1
VP 6	Barbers Point	VP(L)	12	A1
VP 9	Alameda	VP(L)	12	A1
VP 19	Alameda	VP(L)	12	A1
VP 22	Barbers Point	VP(L)	12	A1
VP(SEA)				
VP 40	North Island	VP(S)	12	A1
VP 42	North Island	VP(S)	12	A1
VP 46	North Island	VP(S)	12	A1
VP 47	Alameda	VP(S)	12	A1
VP 48	North Island	VP(S)	12	A1
VP 50	Whidbey Island	VP(S)	12	A1
ZP SQUADRONS				
LANT				
ZP 2	Glynco	ZP	6	A1
		VT(ME)	2*	A4
ZP 3	Lakehurst	ZP	4	A1
		VT(ME)	3*	A4
HU SQUADRONS				
LANT				
HU 2	Lakehurst	VT(ME)	1*	A4
		HU	50	A2
PAC				
# HU 1	Ream Field	HU	48	A2
		VT(ME)	1*	A4
		HT	2	A4
FLEET AEWRONS				
VW 1	Agana	VW	9	A2
VW 2	Patuxent River	VW	12	A2
VW 3	Agana	VW	9	A2
VW 4	Jacksonville	VW	6	A2
BARRIER AEWRONS				
LANT				
VW 11	Argentia	VW	12	A2
		VR(H)	2*	A5
		VT(ME)	1*	A5
VW 13	Patuxent River	VW	6	A2
		VR(H)	1*	A5
		VT(ME)	1*	A5
VW 15	Patuxent River	VW	6	A2
		VR(H)	1*	A5
		VT(ME)	1*	A5
ZW 1	Lakehurst	ZW	6	A2
		VT(ME)	3*	A4
PAC				
VW 12	Barbers Point	VW	12	A2
VW 14	Barbers Point	VW	13	A2
AEW BARSRON 2	Barbers Point	VR(H)	5*	A5
		VT(ME)	3*	A5
USMC				
LANT				
MARS 27	Cherry Point	VA(DAY)PROP	4	A2
		VR(H)	2	A2
		VR(M)	2	A2
		VT(JET)	3	A6
		VT(ME)	1	A6
H&MS 14	Edenton	VA(DAY)JET	2	A1
		VR(M)	1	A2
		VT(JET)	3	A2
H&MS 24	Cherry Point	VF(AW)JET	2	A1
		VR(M)	1	A2
		VT(JET)	3	A2
H&MS 26	New River	VR(M)	2	A2
H&MS 32	Beaufort	VF(DAY)JET	2	A1
		VR(M)	1	A2
		VT(JET)	3	A2
4 VMF		VF(DAY)JET	80	A1
2 VMF(AW)		VF(AW)JET	40	A1
5 VMA		VA(DAY)JET	100	A1
1 VMCJ		VF(Q)JET	9	A1
		VF(P)JET	9	A1
3 VMR		VR(M)	35	A2
1 HMR(C)		HO	12	A1
		HR(L)	12	A1
2 HMR(L)		HR(L)	44	A1
1 HMR(M)		HR(M)	12	A1
1 VMO		VO	12	A1

* Fleet Training Aircraft.

\# Revision to authorized allowance.

DECLASSIFIED

[redacted]

TABLE 1 **PROGRAM OPERATING ALLOWANCES FOR FISCAL 1959**

UNIT	LOCATION	CLASS	OPERATING ALLOWANCES	PRIMARY OPTG. STATUS
PAC				
MARS 17	Iwakuni	VA(DAY)PROP	3	A1
		VR(H)	2	A2
		VR(M)	4	A2
		VT(JET)	2	A6
		VT(ME)	1	A6
		HU	2	A2
MARS 37	El Toro	VA(DAY)PROP	4	A1
		VR(H)	2	A2
		VR(M)	4	A2
		VT(JET)	3	A6
		VT(ME)	1	A6
H&MS 11	Atsugi	VF(AW)JET	2	A1
		VR(M)	1	A2
		VT(JET)	3	A2
H&MS 12	Iwakuni	VA(DAY)JET	2	A1
		VR(M)	1	A2
		VT(JET)	3	A2
H&MS 13	Kaneohe	VF(DAY)JET	2	A1
		VR(M)	1	A2
		VT(JET)	3	A2
H&MS 15	El Toro	VA(DAY)JET	2	A1
		VR(M)	1	A2
		VT(JET)	3	A2
H&MS 33	El Toro	VF(DAY)JET	2	A1
		VR(M)	1	A2
		VT(JET)	3	A2
5 VMF		VF(DAY)JET	100	A1
4 VMF(AW)		VF(AW)JET	80	A1
7 VMA		VA(DAY)JET	140	A1
2 VMCJ		VF(Q)JET	18	A1
		VF(P)JET	18	A1
2 VMR		VR(H)	20	A2
		VR(M)	8	A2
5 HMR(L)		HR(L)	120	A1
2 HMR(M)		HR(M)	24	A1
2 VMO		VO	24	A1
		HO	12	A1
1 HMR(C)		HO	12	A1
		HR(L)	12	A1
DIRECT FLEET SUPPORT UNITS				
USN				
UTILITY SQUADRONS				
VU 1	Barbers Point	VF(P)JET	1	A8
		VF(D)JET	6	A8
		VU(TOW)	4	A8
		VT(ME)(P)	1	A8
		HU	1	A8
# VU 2	Quonset Point	VU(TOW)	3	A8
		VT(ME)	1	A8
VU 3	Brown Field	VF(D)JET	7	A8
		VT(ME)	1	A8
		VU(TOW)(D)	2	A8
		VP(L)(D)	1	A8
		VT(SE)(D)	2	A8
# VU 4	Oceana	VF(D)JET	6	A8
		VU(TOW)	2	A8
		VU(TOW)(D)	2	A8
		VT(ME)	1	A8
		VP(L)(D)	1	A8
		HU	1	A8
		VT(SE)(D)	1	A8
VU 5	Atsugi	VF(DAY)JET	5	A8
		VF(P)JET	1	A8
		VT(ME)(P)	2	A8
		VU(TOW)	4	A8
VU 6	Norfolk	VT(ME)	1	A8
VU 7	Brown Field	VF(DAY)JET	12	A8
		VR(M)	1	A8
		VU(TOW)	6	A8
		VU(TOW)(D)	3	A8
		VT(ME)(P)	2	A8
		VT(SE)(D)	2	A8
# VU 10	Guantanamo Bay	VF(DAY)JET	2	A8
		VF(D)JET	7	A8
		VU(TOW)	2	A8
		VU(TOW)(D)	2	A8
		VT(ME)	1	A8
		VT(SE)(D)	1	A8
FLEET TACTICAL SUPPORT SQUADRONS				
VR 1	Patuxent River	VR(H)	7	A2
		VR(M)	12	A2
VR 21	Barbers Point	VR(H)	15	A2
Detachment	Atsugi	VR(H)	1	A2
		VR(C)	7	A2
Detachment	San Diego	VR(H)	1	A2
		VR(M)	3	A2
		VR(C)	4	A2
VR 24	Port Lyautey	VR(H)	6	A2
Detachment	Naples	VR(C)	6	A2
AIRCRAFT FERRY SQUADRONS				
VRF 31	Norfolk	VR(M)	2	A2
		VT(ME)	1	A2
VRF 32	San Diego	VR(M)	2	A2
		VT(ME)	1	A2
CARRIER UTILITY				
CVA FLT. TRNG.	LANT	VA(DAY)PROP	6	A2
		VR(C)	6	A2
CVS, CVE, AV FLT. TRNG.	LANT	VR(C)	5	A2
		VU	1	A2
CVS, CVE, AV FLT. TRNG.	PAC	VR(C)	4	A2
CVA FLT. TRNG.	PAC	VA(DAY)PROP	8	A2
		VR(C)	8	A2
FLEET AIRCRAFT SERVICE SQUADRONS				
FASRON 2	Quonset Point	VT(JET)	2	A6
		VT(ME)	1	A6
		VR(C)	1	A2
FASRON 3	Norfolk	VA(DAY)JET	3	A6
		VR(C)	5	A2
		VT(JET)	6	A6
		VT(ME)	9	A6
FASRON 4	San Diego	VA(DAY)JET	3	A6
		VR(M)	1	A2
		VT(JET)	3	A6
		VT(ME)	3	A6
FASRON 5	Oceana	VT(JET)	3	A6
		VT(ME)	1	A6
FASRON 6	Jacksonville	VT(JET)	3	A6
		VR(C)	4	A2
		VT(ME)	3	A6

[redacted] # Revision to authorized allowance.

DECLASSIFIED

TABLE 1 **PROGRAM OPERATING ALLOWANCES FOR FISCAL 1959**

UNIT	LOCATION	CLASS	OPERATING ALLOWANCES	PRIMARY OPTG. STATUS
FASRON 8	Alameda	VA(DAY)JET	2	A6
		VR(C)	1	A2
		VT(JET)	3	A6
		VT(ME)	3	A6
FASRON 9	Cecil Field	VT(JET)	1	A6
		VT(ME)	1	A6
FASRON 10	Moffett Field	VR(C)	1	A2
		VT(JET)	2	A6
FASRON 11	Atsugi	VR(C)	1	A2
		VT(JET)	5	A6
		VT(ME)	6	A6
FASRON 12	Miramar	VR(C)	1	A2
		VT(JET)	3	A6
FASRON 51	Sanford	VT(JET)	2	A6
		VT(ME)	2	A6
FASRON 200	Blackbushe	VR(H)	1	A8
		VR(M)	3	A2
		VT(ME)	3	A6
FASRON 201	Malta	VR(M)	1	A2
		VT(ME)	1	A6
FASRON 102	Norfolk	VR(M)	2	A2
		VR(M)	4	A5
		VT(ME)	2	A6
		VU	1	A8
		VW	1	A9
FASRON 104	Rota	VR(M)	1	A2
		VT(ME)	2	A6
FASRON 105	Roosevelt Roads	VU	1	A2
FASRON 106	Argentia	VR(H)	1	A2
		VT(ME)	1	A6
FASRON 107	Iceland	VU	1	A2
FASRON 108	Brunswick	VT(ME)	1	A6
FASRON 109	Jacksonville	VR(M)	1	A2
		VT(ME)	1	A6
FASRON 110	San Diego	VT(ME)	2	A6
FASRON 111	Bermuda	VU	1	A2
FASRON 112	Whidbey Island	VR(H)	2	A2
		VR(M)	2	A2
		VT(JET)	2	A6
		VT(ME)	2	A6
FASRON 113	Cubi Point	VR(C)	1	A2
		VT(JET)	2	A6
		VT(ME)	2	A6
FASRON 114	Kodiak	VU	1	A2
FASRON 116	Alameda	VT(ME)	1	A6
FASRON 117	Barbers Point	VT(ME)	5	A6
		VT(JET)	3	A6
		VR(M)	1	A2
FASRON 118	Naha	VR(M)	1	A2
		VT(ME)	3	A6
		VU	1	A2
FASRON 119	Sangley Point	VT(ME)	3	A6
		VR(M)	1	A2
FASRON 120	Iwakuni	VT(ME)	2	A6
		VU	1	A2
AIR OPERATIONAL DEVELOPMENT SQUADRONS				
VX 1	Key West	VS	2	A9
		VP(L)	3	A9
		VP(S)	2	A9
		VT(ME)	2	A6
		HS	3	A9
		ZP	3	A9
VX 3	Oceana	VF(DAY)JET	6	A9
		VF(AW)JET	6	A9
		VT(JET)	2	A9
		VR(C)	1	A8
		VT(ME)	1	A8
VX 4	Point Mugu	VF(AW)JET	8	A9
		VT(ME)	1	A6
VX 5	China Lake	VA(DAY)JET	8	A9
		VA(DAY)PROP	2	A9
		VA(H)JET	1	A9
		VT(ME)	1	A6
		VT(JET)	1	A6
VX 6	Quonset Point	VP(L)	3	A8
		VR(H)	2	A8
		VR(M)	6	A8
		VU	6	A8
		HU	3	A8
USMC				
H&HS AIRFMFLANT	Norfolk	VR(H)	1	A2
		VR(M)	1	A2
		VT(JET)	1	A6
		VT(ME)	2	A6
H&HS AIRFMFPAC	El Toro	VR(M)	2	A2
		VT(JET)	2	A6
		VT(ME)	1	A6
VMT 1	Cherry Point	VT(JET)	20	A2
VMT 2	El Toro	VT(JET)	20	A2
OVERSEAS NAVAL BASES				
LANT				
# NAVSTA	Argentia	VU	2	A2
		HU	2	A2
HDQTRS CMEF	Dhahran	VR(M)	1	A8
NAS ADV BASE	Port Lyautey	VR(M)	1	A2
		VU	1	A2
		VT(ME)	1	A6
		HU	1	A2
NAF	Naples	VR(H)	1	A8
		VR(M)	2	A2
		VU	1	A2
		VT(ME)	5	A6
		VU(TOW)	2	A2
NAF	Lajes	VU	1	A6
NAS	Rota	VR(M)	1	A2
		VT(ME)	1	A6
		HU	1	A2
NAVSTA 10 ND	Roosevelt Roads	VR(M)	2	A2
		VU	2	A2
		VT(ME)	1	A6
		HU	1	A2
NAS 10 ND	Guantanamo	VR(M)	1	A2
		VU	2	A2
		VT(ME)	1	A6
		VT(SE)	1	A8
		HU	1	A2
NAVSTA 10 ND	Trinidad	VU	1	A2

Revision to authorized allowance.

DECLASSIFIED

TABLE 1 **PROGRAM OPERATING ALLOWANCES FOR FISCAL 1959**

UNIT	LOCATION	CLASS	OPERATING ALLOWANCES	PRIMARY OPTG. STATUS
PAC				
NAS ADV BASE	Atsugi	VR(M)	1	A2
		VT(ME)	1	A6
		VT(JET)	2	A6
		HU	2	A2
COMNAVFORJAPAN	Atsugi	VR(M)	1	A2
NAS ADV BASE	Oppama	VU	4	A2
NAS ADV BASE	Naha	VU	1	A2
NAS	Cubi Point	VU	1	A2
		VT(ME)	1	A6
		HU	2	A2
NAVSTA	Sangley Point	VR(H)	1	A2
		VR(M)	1	A2
		VU	1	A2
		HU	1	A2
NAS ADV BASE	Agana	VR(H)	1	A2
		VU	3	A2
		VT(ME)	1	A6
		HU	2	A2
COMTAIWANDEFCOM	Taiwan	VR(M)	1	A2
NAVSTA 14 ND	Midway	VU	3	A2
NAS 14 ND	Barbers Point	VR(M)	1	A2
		VT(ME)	2	A6
		HU	2	A2
NAS 14 ND	Ford Island	VT(ME)	1	A6
NAVSTA 14 ND	Kwajalein	VU	1	A2
MCAS 14 ND	Kaneohe	VR(M)	1	A2
		VT(ME)	2	A6
		VT(JET)	2	A6
		HU	2	A2
NAS 17 ND	Adak	VU	2	A2
NAS 17 ND	Kodiak	VR(H)	2	A2
INDIRECT FLEET SUPPORT UNITS				
NAVAL AIR BASES				
# NAS 1 ND	Quonset Point	VR(M)	2	A8
		VU	1	A8
		VT(JET)	8	A6
		VT(ME)	9	A6
		VT(ME)(P)	1	A8
		HU	3	A8
NAS 1 ND	Brunswick	VU	1	A8
		VT(ME)	1	A6
		HU	1	A8
NAS 4 ND	Lakehurst	VR(M)	1	A8
		VT(ME)	2	A6
NAS 4 ND	Johnsville	VT(ME)	7	A6
NAS 5 ND	Norfolk	VR(M)	4	A8
		VT(ME)	6	A6
		VT(SE)	6	A6
		VT(ME)(P)	1	A8
NAS 5 ND	Oceana	VR(M)	1	A8
		VT(JET)	4	A6
		VT(ME)	2	A6
		HU	2	A8
NAS 6 ND	Jacksonville	VR(M)	2	A8
		VU	1	A8
		VT(JET)	2	A6
		VT(ME)	3	A6
		HU	1	A8
NAAS 6 ND	Mayport	VT(JET)	2	A6
		HU	1	A8
NAS 6 ND	Key West	VA(DAY)PROP	1	A6
		VR(H)	1	A8
		VU	1	A8
		VT(JET)	1	A6
		VT(ME)	1	A6
		HU	1	A8
# NAS 6 ND	Sanford	VR(M)	1	A8
		VT(JET)	1	A6
		HU	1	A8
NAS 6 ND	Cecil Field	VT(JET)	2	A6
		VT(ME)	1	A6
		HU	1	A8
COMNAVCONAD				
NAS 9 ND	Colorado Springs	VR(M)	2	A8
		VT(JET)	3	A8
NAAS 11 ND	Brown Field	VT(ME)	1	A6
NAS 11 ND	North Island	VR(M)	2	A8
		VT(JET)	3	A6
		VT(ME)	3	A6
		HU	2	A8
NAAS 11 ND	Ream Field	VT(ME)	1	A6
NAF 11 ND	Litchfield Park	VR(M)	1	A8
		VT(ME)	1	A6
NAS 11 ND	China Lake	HU	1	A8
NAS 11 ND	Miramar	VR(M)	1	A8
		VT(ME)	2	A6
		VT(JET)	3	A6
		HU	1	A8
# NAS 11 ND	Point Mugu	VR(H)	1	A8
		VT(JET)	1	A6
		VT(ME)	6	A6
		HU	2	A8
NAS 12 ND	Alameda	VR(M)	2	A8
		VU	1	A8
		VT(JET)	4	A6
		VT(ME)	2	A6
		VT(ME)(P)	1	A8
		HU	1	A8
NAS 12 ND	Moffett Field	VT(JET)	3	A6
		VT(ME)	5	A6
		HU	2	A8
NAAS 12 ND	Fallon	VT(JET)	1	A6
		VR(H)	1	A8
		HU	2	A8
NAF 12 ND	Monterey	VA(DAY)PROP	4	A4
		VT(ME)	26	A6
		VT(SE)	11	A6
		VT(NAV)	1	A4
		HU	1	A8
NAS 13 ND	Whidbey Island	VR(M)	1	A8
		VU	1	A8
		VT(ME)	1	A6
		VT(ME)(P)	1	A8
		HU	2	A8

Revision to authorized allowance.

DECLASSIFIED

TABLE 1 PROGRAM OPERATING ALLOWANCES FOR FISCAL 1959

UNIT	LOCATION	CLASS	OPERATING ALLOWANCES	PRIMARY OPTG. STATUS
NAF PRNC	Dahlgren	VT(ME)	1	A6
NAS PRNC	Anacostia	VR(H)	1	A8
		VR(M)	10	A8
		VT(JET)	8	A6
		VT(ME)	56	A6
		VT(ME)(P)	2	A8
		VT(SE)	11	A6
NAS PRNC	Patuxent River	VT(JET)	2	A6
		VT(ME)	2	A6
		VU	1	A8
		HU	1	A8
NAS SRNC	Annapolis	VT(SE)	28	A3
		VU	12	A6
		HU	1	A8
INDIRECT FLEET SUPPORT UNITS				
USN				
NAVAL AIR TRAINING				
	Basic	VF(DAY)JET	6	A4
		VA(DAY)PROP	1	A8
		VS	2	A6
		VR(H)	3	A8
		VR(M)	5	A8
		VT(JET)	112	A3
		VT(JET)	8	A6
		VT(SE)	670	A3
		VT(SE)	10	A6
		VT(ME)	35	A3
		VT(ME)	30	A6
		VT(ME)(P)	1	A8
		HU	3	A8
		HU	39	A4
		HT	39	A4
		ZP	4	A3
		TOTAL	968	
	# Advanced	VF(DAY)JET	214	A3
		VA(DAY)PROP	33	A3
		VS	76	A3
		VP(L)	18	A3
		VP(S)	9	A3
		VR(H)	2	A8
		VR(M)	4	A8
		VT(JET)	113	A3
		VT(JET)	10	A6
		VT(ME)	38	A3
		VT(ME)	8	A6
		VT(ME)(P)	1	A8
		VT(NAV)	2	A5
		HU	9	A8
		TOTAL	537	
	Technical	VF(AW)JET	42	A4
		VF(P)JET	4	A4
		VA(DAY)PROP	4	A4
		VW	6	A4
		VR(M)	4	A8
		VT(JET)	14	A4
		VT(SE)	3	A6
		VT(SE)	7	A5
		VT(ME)	18	A6
		VT(ME)	4	A8
		VT(ME)(P)	9	A4
		VT(NAV)	1	A4
		HU	2	A8
		TOTAL	118	
RESEARCH & DEVELOPMENT (BUAER R&D)				
	Project	VF(DAY)JET	27	A9
		VF(AW)JET	21	A9
		VF(P)JET	4	A9
		VF(D)JET	8	A9
		VA(DAY)PROP	8	A9
		VA(DAY)JET	17	A9
		VA(W)PROP	3	A9
		VA(AW)PROP	5	A9
		VA(H)JET	3	A9
		VA(P)JET	1	A9
		VA(Q)JET	1	A9
		VS	7	A9
		VP(L)	12	A9
		VW	9	A9
		VR(H)	5	A9
		VR(M)	12	A9
		VR(C)	2	A9
		VU(TOW)(D)	6	A9
		VT(JET)	14	A9
		VT(ME)	11	A9
		VT(SE)	1	A9
		VT(SE)(D)	7	A9
		HS	6	A9
		HU	2	A9
		ZP	2	A9
NAVAL ATTACHES AND MISSIONS				
LANT				
ATT BAGHDAD	Iraq	VR(M)	1	A8
ATT CAIRO	Egypt	VR(M)	1	A8
ATT TEHRAN	Iran	VR(M)	1	A8
ATT NEW DELHI	India	VR(M)	1	A8
ATT ATHENS	Greece	VU	1	A8
ATT MEXICO CITY	Mexico	VR(M)	1	A8
ATT OSLO	Norway	VU	1	A8
MISSION ANKARA	Turkey	VR(M)	1	A8
MISSION BOGOTA	Columbia	VR(M)	1	A8
MISSION PORT-AU-PRINCE	Haiti	HU	1	A8
MISSION LIMA	Peru	VR(M)	1	A8
MISSION QUITO	Ecuador	VR(M)	1	A8
MISSION RIO DE JAN	Brazil	VR(M)	1	A8
MISSION VALPARAISO	Chile	VR(M)	1	A8
NAV ADV GROUP	Buenos Aires	VR(M)	1	A8

Revision to authorized allowance.

DECLASSIFIED

TABLE 1 **PROGRAM OPERATING ALLOWANCES FOR FISCAL 1959**

UNIT	LOCATION	CLASS	OPERATING ALLOWANCES	PRIMARY OPTG. STATUS
PAC				
ATT DJAKARTA	Java	VR(M)	1	A8
ATT MELBOURNE	Australia	VR(M)	1	A8
MAAG BANGKOK	Thailand	VT(ME)	1	A8
MAAG SAIGON	Vietnam	VR(M)	1	A8
MAAG TSO YING	Taiwan	VR(M)	1	A8
NAVSEC MAAG TAIPEI	Taiwan	VT(ME)	1	A8
BUAER REPRESENTATIVES				
BAGR CENT DIST	Dayton	VR(M)	1	A8
		VT(ME)	2	A8
BAGR WSTRN DIST	Los Angeles	VR(M)	1	A8
		VT(ME)	1	A8
BAR AKRON	Akron	VT(ME)	1	A8
BAR BALTIMORE	Baltimore	VT(ME)	1	A8
BAR BUFFALO	Buffalo	VT(ME)	1	A8
BAR BURBANK	Burbank	VT(ME)	1	A8
BAR COLUMBUS	Columbus	VT(ME)	2	A8
BAR EAST HARTFORD	East Hartford	VT(ME)	1	A8
BAR EL SEGUNDO	El Segundo	VT(ME)	1	A8
BAR INDIANAPOLIS	Indianapolis	VT(ME)	1	A8
BAR ST. LOUIS	St. Louis	VT(ME)	1	A8
BAR TETERBOROUGH	Teterborough	VT(ME)	1	A8
MARINE CORPS AIR STATIONS				
MCAS	El Toro	VR(H)	1	A8
		VR(M)	2	A8
		VT(JET)	3	A6
		VT(ME)	4	A6
		HU	2	A8
MCAF	Santa Ana	VT(ME)	2	A8
MCAAS	Yuma	VR(M)	2	A8
		VT(JET)	2	A6
		VT(ME)	1	A6
		HU	2	A8
MCAS	Cherry Point	VR(H)	2	A8
		VR(M)	2	A8
		VT(JET)	3	A6
		VT(ME)	2	A6
		HU	2	A8
MCAAS	Beaufort	VR(M)	2	A8
		VT(JET)	2	A6
		VT(ME)	1	A6
		HU	2	A8
MCAF	New River	VR(M)	1	A8
		VT(ME)	5	A6
MCAS	Quantico	VA(DAY)PROP	14	A2
		VR(M)	2	A8
		VT(ME)	7	A6
		VT(ME)(P)	1	A6
HQMC FLT SEC	Anacostia	VR(M)	3	A8
		VT(JET)	2	A6
		VT(ME)	5	A6
		VT(SE)	7	A6
HMX 1	Quantico	HO	4	A2
		HR(L)	20	A2
		HR(M)	4	A2
NAVAL AIR RESERVE TRAINING		VF(DAY)JET	331	A4
		VA(DAY)PROP	63	A4
		VS	165	A4
		VP(L)	89	A4
		VR(H)	42	A4
		VR(M)	21	A4
		VT(JET)	47	A4
		VT(ME)	42	A4
		VT(ME)	2¢	A8
		VT(ME)(P)	4	A8
		HS	60	A4
		ZP	1	A4

[redacted] ¢ Includes 2 VT(ME) aircraft, one each for BAGR EAST DIST and BAR BETHPAGE.

\# Revision to authorized allowance.

TABLE 1A

DECLASSIFIED

CONFIDENTIAL

PROGRAM OPERATING ALLOWANCES FOR FISCAL 1959

CLASS	LANT	PAC	NABS	MCAS	BARS	NATRA	NART	BUAER R&D	TOTAL
TOTAL	2,026	2,429	335	114	16	1,623	867	194	7,604
VF(DAY)JET	90	133	-	-	-	220	331	27	801
VF(AW)JET	327	475	-	-	-	42	-	21	865
VF(P)JET	33	52	-	-	-	4	-	4	93
VF(D)JET	19	19	-	-	-	-	-	8	46
VF(KD)JET	5	5	-	-	-	-	-	-	10
VF(Q)JET	9	18	-	-	-	-	-	-	27
VA(DAY)JET	291	421	-	-	-	-	-	17	729
VA(DAY)PROP	94	126	5	14	-	38	63	8	348
VA(AW)PROP	24	32	-	-	-	-	-	5	61
VA(W)PROP	48	56	-	-	-	-	-	3	107
VA(P)JET	12	12	-	-	-	-	-	1	25
VA(Q)JET	12	12	-	-	-	-	-	1	25
VA(Q)PROP	2	2	-	-	-	-	-	-	4
VA(H)JET	72	59	-	-	-	-	-	3	134
VS	122	80	-	-	-	78	165	7	452
VP(L)	138	108	-	-	-	18	89	12	365
VP(S)	50	72	-	-	-	9	-	-	131
VP(LD)	1	1	-	-	-	-	-	-	2
VW	43	43	-	-	-	6	-	9	101
VO	12	24	-	-	-	-	-	-	36
VR(H)	25	52	4	3	-	5	42	5	136
VR(M)	95	45	30	14	2	13	21	12	232
VR(C)	28	28	-	-	-	-	-	2	58
VU(SAR)	23	19	19	-	-	-	-	-	61
VU(TOW)	9	14	-	-	-	-	-	-	23
VU(TOW)(D)	4	5	-	-	-	-	-	6	15
VT(JET)	101	135	48	12	-	257	47	14	614
VT(ME)	68	61	139	27	14	133	44	11	497
VT(ME)(P)	2	7	6	1	-	11	4	-	31
VT(SE)	11	5	56	7	-	690	-	1	770
VT(SE)(D)	5	4	-	-	-	-	-	7	16
VT(NAV)	-	-	1	-	-	3	-	-	4
VT(D)JET	4	4	-	-	-	-	-	-	8
HS	87	56	-	-	-	-	60	6	209
HO	12	24	-	4	-	-	-	-	40
HR(L)	56	132	-	20	-	-	-	-	208
HR(M)	12	24	-	4	-	-	-	-	40
HU	61	62	27	8	-	53	-	2	213
HT	-	2	-	-	-	39	-	-	41
ZP	13	-	-	-	-	4	1	2	20
ZW	6	-	-	-	-	-	-	-	6

CONFIDENTIAL

DECLASSIFIED

TABLE 1B

PROGRAM OPERATING ALLOWANCES FOR FISCAL 1959

LANT

CLASS	TOTAL	NAVY COMBAT	FLT. TRNG.	O'SEAS BASES	FASRONS	VURONS	OPDEVFOR	CV UTILITY	ATT. & MISS.	FLTACSUPPRON	MARINE COMBAT	H&RS	VMT-1
TOTAL	2,026	1,253	85	37	77	34	51	18	15	34	397	5	20
VF(DAY)JET	90					2	6				82		
VF(AW)JET	327	279					6				42		
VF(P)JET	33	24									9		
VF(D)JET	19	6				13							
VF(KD)JET	5	5											
VF(Q)JET	9										9		
VA(DAY)JET	291	186			3						102		
VA(DAY)PROP	94	84						6			4		
VA(AW)PROP	24	24											
VA(W)PROP	48	48											
VA(P)JET	12	12											
VA(Q)JET	12	12											
VA(Q)PROP	2	2											
VA(H)JET	72	72											
VS	122	120					2						
VP(L)	138	132					6						
VP(S)	50	48					2						
VP(LD)	1					1							
VW	43	42			1								
VO	12										12		
VR(H)	25		4	1	2		2			13	2	1	
VR(M)	95			8	12		6		12	14	42	1	
VR(C)	28				10		1	11		6			
VU(SAR)	23			10	4		6	1	2				
VU(TOW)	9			2		7							
VU(TOW)(D)	4					4							
VT(JET)	101		49		17		2				12	1	20
VT(ME)	68		20	9	28	4	3			1	1	2	
VT(SE)	11		10	1									
VT(ME)(P)	2		2										
VT(D)JET	4	4											
VT(SE)(D)	5	3				2							
HS	87	84					3						
HO	12										12		
HR(L)	56										56		
HR(M)	12										12		
HU	61	50		6		1	3		1				
ZP	13	10					3						
ZW	6	6											

DECLASSIFIED

TABLE 1C

PROGRAM OPERATING ALLOWANCES FOR FISCAL 1959

PAC

CLASS	TOTAL	NAVY COMBAT	FLT. TRNG.	O'SEAS BASES	FASRONS	VURONS	OPDEVFOR	CV UTILITY	ATT. & MISS	FLTACSUPPRON	MARINE COMBAT	H&HS	VMT-2
TOTAL	2,429	1,365	122	49	76	64	22	20	6	34	646	5	20
VF(DAY)JET	133		12			17					104		
VF(AW)JET	475	377	8				8				82		
VF(P)JET	52	32				2					18		
VF(D)JET	19	6				13							
VF(KD)JET	5	5											
VF(Q)JET	18										18		
VA(DAY)JET	421	252	12		5		8				144		
VA(DAY)PROP	126	108	1				2	8			7		
VA(AW)PROP	32	32											
VA(W)PROP	56	56											
VA(P)JET	12	12											
VA(Q)JET	12	12											
VA(Q)PROP	2	2											
VA(H)JET	59	58					1						
VS	80	80											
VP(L)	108	108											
VP(S)	72	72											
VP(LD)	1					1							
VW	43	43											
VO	24										24		
VR(H)	52		5	4	2					17	24		
VR(M)	45			6	6	1			4	5	21	2	
VR(C)	28				5			12		11			
VU(SAR)	19			16	3								
VU(TOW)	14					14							
VU(TOW)(D)	5					5							
VT(JET)	135		65	4	23		1				20	2	20
VT(ME)	61		12	8	32	1	2		2	1	2	1	
VT(ME)(P)	7		2			5							
VT(D)JET	4	4											
VT(SE)	5		5										
VT(SE)(D)	4					4							
HS	56	56											
HO	24										24		
HR(L)	132										132		
HR(M)	24										24		
HU	62	48		11		1					2		
HT	2	2											

TOTAL PROGRAM & NON-PROGRAM AIRCRAFT

DECLASSIFIED

TABLE 2 LOCATION OF AIRCRAFT INVENTORY AND PLANNED OPERATING ASSIGNMENTS

BY COMMAND AND UNIT

LANT UNIT	LOCATION	MODEL	INVENTORY STATUS	INVENTORY NO. ON BOARD	PLANNED ASSIGNMENTS 31 MAR 1959	30 JUN 1959	30 SEP 1959	31 DEC 1959
CARRIER AIR GROUPS								
CVG 1								
VF 14	ABD ROOSEVLT	F3H 2	A1	14	14	14	14	14
				14*	14	14	14	14
VF 43	GTMO BAY	F8U 1	A1	14	14	14	14	14
				14*	14	14	14	14
VA 15	JACKSONVILLE	AD 6	A1	12	12	12	12	12
				12*	12	12	12	12
VA 46	CECIL FIELD	F9F 8	AJ	1				
		A4D 2	A1	12	12	12	12	12
				13*	12	12	12	12
VA 172	CECIL FIELD	A4D 2	A1	12	12	12	12	12
				12*	12	12	12	12
CVG 3								
VF 31	KEY WEST	F3H 2	A1	7	14	14	14	14
		F3H 2N	A1	9				
		F3H 2N	G9	1				
				17*	14	14	14	14
VF 32	CECIL FIELD	F8U 1	A1	16	14	14	14	14
		F8U 1	G9	2				
				18*	14	14	14	14
VA 34	LEEWARD PNT	A4D 2	A1	4	12	12	12	12
		A4D 1	A1	9				
		A4D 1	G9	4				
				17*	12	12	12	12
VA 35	GTMO BAY	AD 6	A1	14	12	12	12	12
				14*	12	12	12	12
VA 36	CECIL FIELD	A4D 2	A1	12	12	12	12	12
				12*	12	12	12	12
VAH 9	SANFORD	A3D 2	A1	7	12	12	12	12
		A3D 2	G9	4				
		A3D 1	A1	2				
				13*	12	12	12	12
CVG 4								
VF 21	OCEANA	F11F 1	A4	19	12	4	4	4
		A4D 1	A4	2	6	18	18	18
		TV 2	AM	1				
		TV 2	A4	9	6	4	2	2
		F9F 8T	AM	1				
		F9F 8T	A4	12	13	15	16	16
		T 28B	A4	3	5	5	5	5
				47*	42	46	45	45
VF 101	KEY WEST	F8U 1	A4	1				
		F3H 2M	A4	5				
		F3H 2	A4	4	11	11	11	11
		F3H 2N	A4	9				
		F3H 2N	G9	4				
		F4H 1	A4					1
		F3D 2T2	A4	13	11	10	10	10
		F4D 1	A1	1				
		F4D 1	A4	26	11	11	11	11
		F4D 1	G9	2				
		R4D 5 6	A2		1	1	1	1
		R4D 5	A4	1				
		TV 2	A4	2	2	2	2	2
				68*	36	35	35	36
VF 174	CECIL FIELD	F8U 2	A4				6	20
		F8U 1	A4	15	14	18	15	15
		F8U 1	G9	4				
		TV 2	A4		1	1	1	1
				19*	15	19	22	36
VA 44	JACKSONVILLE	A4D 2	A4	6				
		A4D 1	A1	1				
		A4D 1	A4	26	30	25	19	19
		A4D 1	G9	4				
		AD 6	A4	6	6	6	6	6
		AD 5	A4	1	2	2	2	2
		TV 2	AM	1				
		TV 2	A4	10	12	3	2	2
		F9F 8T	A4	13	14	23	24	24
		T 28B	A4	5	5	5	5	5
				73*	69	64	58	58
VAH 3	SANFORD	F9F 8B	A4		9	9	7	7
		A3D 2P	A1				4	7
		A3D 2T	A4				1	4
		A3D 1	A1	7				
		A3D 1	A4		12	12	11	8
		A3D 1	A5	2				
		A3D 1	HO	2				
		A3D 1	H6	1				
		P2V 3B	A5	6	7	7	5	3
		P2V 3B	HO	1				
		R4D 5 6	A2		1	1	1	1
		R4D 6	A5	1				
		TV 2	A4		2	2		
		F9F 8T	A4				2	2
				20*	31	31	31	32
CVG 6								
VF 33	OCEANA	F11F 1	A1	13	14	14	14	14
				13*	14	14	14	14
VF 74	OCEANA	F4D 1	A1	15	14	14	14	14
				15*	14	14	14	14
VA 25	OCEANA	AD 6	A1	12	12	12	12	12
				12*	12	12	12	12
VA 66	LEEWARD PNT	A4D 2	A1	12	12	12	12	3
		A4D 2N	A1					9
				12*	12	12	12	12
VA 76	OCEANA	F9F 8	A1	5				
		A4D 2	A1					12
		F9F 8B	A1	8	12	12	12	
				13*	12	12	12	12
VAH 11	LEEWARD PNT	A3D 2	A1	11	12	12	12	12
				11*	12	12	12	12
CVG 7								
VF 41	OCEANA	F3H 2M	A1	2				
		F3H 2	A1	14	14	14	14	14
		F3H 2	G9	2				
				18*	14	14	14	14
VF 71	ABD RANDOLPH	F2H 4	A1	8				
				8*				
VF 84	ABD RANDOLPH	F8U 2	A1			9	14	14
		FJ 3M	A1	11	14			
		FJ 3M	HO	1				
				12*	14	9	14	14
VA 75	ABD RANDOLPH	AD 6	A1	14	12	12	12	12
				14*	12	12	12	12
VA 86	OCEANA	A4D 2	A1	12	12	12	12	12
		A4D 2	HO	1				
				13*	12	12	12	12
VA 72	ABD FORRESTL	A4D 2	A1	11	12	12	12	12
				11*	12	12	12	12
VAH 1	SANFORD	F9F 8B	A4	3				
		A3D 2	A1	2	6	12	12	12
		A3D 1	A1	8	6			
				13*	12	12	12	12
CVG 8								
VF 61	OCEANA	F3H 2M	A1	16				
				16*				
VF 81	ABD INTREPID	F9F 8	A1	7				
		A4D 2	A1		7	12	12	12
		F9F 8B	AJ	2				
		F9F 8B	A1	3	12			
				12*	19	12	12	12
VF 82	OCEANA	F3H 2M	A1	2				
		F3H 2	A1	9				
		F3H 2	G9	3				
		F3H 2	HO	1				
				15*				
VA 83	OCEANA	A4D 2	A1	10	12	12	7	
		A4D 2	G9	6				
		A4D 2N	A1				5	12
				16*	12	12	12	12
VA 85	OCEANA	AD 6	A1	12	12	12	12	12
				12*	12	12	12	12
VAH 5	ABD FORRESTL	A3D 2	A1	11	12	12	12	12
				11*	12	12	12	12

DECLASSIFIED

TABLE 2 LOCATION OF AIRCRAFT INVENTORY AND PLANNED OPERATING ASSIGNMENTS

BY COMMAND AND UNIT

LANT UNIT	LOCATION	MODEL	INVENTORY STATUS	INVENTORY NO. ON BOARD	PLANNED ASSIGNMENTS 31 MAR 1959	30 JUN 1959	30 SEP 1959	31 DEC 1959
CVG 10								
VA 12	ABD FORRESTL	A4D 2	A1	15	12	12	12	12
				15*	12	12	12	12
VF 102	CECIL FIELD	F4D 1	A1	14	14	14	14	14
				14*	14	14	14	14
VF 103	CECIL FIELD	F8U 1	A1	12	14	14	14	14
		F8U 1	G6	1				
				13*	14	14	14	14
VA 106	CECIL FIELD	A4D 2	A1	12	12	12	12	12
				12*	12	12	12	12
VA 176	GTMO BAY	AD 6	A1	13	12	12	12	12
				13*	12	12	12	12
VAH 7	SANFORD	F9F 8B	AM	1				
		F9F 8B	A4	1				
		F9F 8B	A6	3				
		A3D 2	A1	1				
		A3D 1	A1	2	5	7	8	11
		AJ 2	G6	1				
		TV 2	A4	1				
		TV 2	A6	1				
				11*	5	7	8	11
COMFAIRJAX								
VF 11	JACKSONVILLE	F2H 4	A1	8				
				8*				
VF 13	CECIL FIELD	F4D 1	A1	10	14	14	14	14
				10*	14	14	14	14
VF 62	CECIL FIELD	FJ 3	A1	6				
		FJ 3M	A1	4	14	14	14	14
		FJ 3M	G9	1				
				11*	14	14	14	14
VF 173	JACKSONVILLE	FJ 3	A1	3				
		FJ 3D2	G4	2				
				5*				
VA 104	ABD FORRESTL	AD 6	A1	14				
				14*				
VA 42	ABD INTREPID	AD 6	A1	9	6	6	6	6
		AD 5	A1	1				
		AD 5	A4		2	2	2	2
				10*	8	8	8	8
CARRIER SPECIAL SQDNS PHOTOGRAHIC								
VFP 62	JACKSONVILLE	F8U 1P	A1	9	10	16	21	21
		F9F 8P	AJ	1				
		F9F 8P	A1	12	14	8	3	3
		TV 2	A4	2				
		SNB 5P	A4	1	1	1	1	1
				25*	25	25	25	25
DET 33	ABD INTREPID	F9F 8P	A1	4				
				4*				
DET 36	ABD RANDOLPH	F9F 8P	A1	3				
				3*				
DET 42	ABD FORRESTL	F8U 1P	A1	3				
				3*				
CARRIER SPECIAL SQDNS NIGHT								
VAAW 33	QUONSET PNT	AD 5N	A1	17	10	9	9	9
		AD 5Q	A1	13	14	15	15	15
		TF 1Q	A1	2	2	1	1	1
		S2F 2	A1	1				
		S2F 1	A4		1	1	1	1
		SNB 5	A4	1	1	1	1	1
				34*	28	27	27	27
DET 33	ABD INTREPID	AD 5Q	A1	3				
				3*				
DET 36	ABD RANDOLPH	AD 5N	A1	2				
				2*				
DET 42	ABD FORRESTL	AD 5N	A1	3				
				3*				
CARRIER SPECIAL SQDNS AIR EARLY WARNING								
VAW 12	QUONSET PNT	WF 2	A1		1	1	2	6
		AD 5W	A1	18	47	47	46	42
		SNB 5	A4	2	1	1	1	1
				20*	49	49	49	49
DET 33	ABD INTREPID	AD 5W	A1	4				
				4*				
DET 34	ABD CHMPLAIN	AD 5W	A1	4				
				4*				
DET 36	ABD RANDOLPH	AD 5W	A1	4				
				4*				
DET 38	QUONSET PNT	AD 5W	A1	4				
				4*				
DET 42	ABD FORRESTL	AD 5W	A1	4				
				4*				
DET 45	ABD ESSEX	AD 5W	AJ	1				
				1*				
DET 4R	ABD WASP	AD 5W	A1	4				
				4*				
DET 51	ABD LEYTE	AD 5W	AJ	1				
		AD 5W	A1	1				
				2*				
DET 52	ABD VALY FRG	AD 5W	A1	4				
				4*				
CARRIER SPECIAL SQDNS								
VFAW 4	QUONSET PNT	F2H 4	AJ	3				
		F2H 4	A1	26	30	30	30	30
		F2H 3	A1	1				
		TV 2	A1	1				
		TV 2	A4	1	1	1	1	1
				32*	31	31	31	31
GUIDED MISSLE SERVICE SQDN								
GMSRON 2	ROOSEVLT RDS	F9F 6D	A1	3				
		FJ 3D	A1	8	4	4	4	4
		FJ 3D	Q1	1				
		FJ 3D2	A1	2	4	4	4	4
		F9F 5KD	A1	5	4	4	4	3
		F9F 2KD	A1	2				
		P2V 5FD	A1		1	1	2	2
		JD 1D	A2	2				
		JD 1D	A8		1	1		
		TV 2D	A2	3	2	2	2	2
		TV 2KD	A2	1				
		HUS 1A	A8		1	1	1	1
		F9F 6K	A8	4				
				31*	17	17	17	16
DET 1	ROOSEVLT RDS	HUS 1A	A2	1				
				1*				

TOTAL PROGRAM & NON-PROGRAM AIRCRAFT **DECLASSIFIED**

TABLE 2 **LOCATION OF AIRCRAFT INVENTORY AND PLANNED OPERATING ASSIGNMENTS**

BY COMMAND AND UNIT

LANT UNIT	LOCATION	MODEL	INVENTORY STATUS	INVENTORY NO. ON BOARD	PLANNED ASSIGNMENTS 31 MAR 1959	30 JUN 1959	30 SEP 1959	31 DEC 1959
ELECTRONIC COUNTER MEASURE SQDNS								
VQ 2	ROTA	A3D 2Q	A1				1	3
		A3D 1Q	A1	1	1	1	1	
		A3D 1	A1	1				
		P4M 1Q	A1	3	3	3	3	3
		P2V 5F	A1	2	2	2	2	2
		P2V 3	A5	1				
				8*	6	6	7	8
PHOTOGRAPHIC SQDNS								
VAP 62	JACKSONVILLE	AJ 2P	A1	6	6	6	2	
		AJ 2P	G9	1				
		SNB 5P	A4	1	1	1	1	1
		SNB 5P	G6	1				
				9*	7	7	3	1
REFUELER SQUADRON								
VAH 15	NORFOLK	TV 2	A4	2				
				2*				
CARRIER ANTI SUBMARINE SQDNS								
VS 27	NORFOLK	S2F 2	A1	4	3	3	3	3
		S2F 1	A1	18	17	17	17	17
				22*	20	20	20	20
VS 30	ABD LEYTE	S2F 2	A1	3	3	3	3	3
		S2F 1	A1	19	17	17	17	17
				22*	20	20	20	20
VS 31	QUONSET PNT	S2F 2	A1	3	3	3	3	3
		S2F 1	A1	20	17	17	17	17
		S2F 1	G9	3				
				26*	20	20	20	20
VS 32	QUONSET PNT	S2F 2	A1	4	3	3	3	3
		S2F 1	A1	17	17	17	17	17
				21*	20	20	20	20
VS 36	ABD VALY FRG	S2F 2	A1		4	4	4	4
		S2F 1	A1	18	16	16	16	16
		S2F 1	G6	1				
		S2F 1	G9	1				
				20*	20	20	20	20
VS 39	ABD LEYTE	S2F 2	A1	3	4	4	4	4
		S2F 1	A1	17	16	16	16	16
		S2F 1	G9	1				
				21*	20	20	20	20
HELICOPTER ANTI SUBMARINE SQDNS								
HS 1	KEY WEST	SNB 5	A4	1	1	1	1	1
		HSS 1	A1	9	7	7	7	7
		HSS 1N	A1	5	7	7	7	7
				15*	15	15	15	15
HS 3	NORFOLK	SNB 5	A4	1	1	1	1	1
		HSS 1	A1	14	14	14	14	14
				15*	15	15	15	15
HS 5	KEY WEST	SNB 5	A4	1	1	1	1	1
		HSS 1	A1	7	7	7	7	7
		HSS 1N	A1	7	7	7	7	7
				15*	15	15	15	15
HS 7	ABD VALY FRG	SNB 5	A4	1	1	1	1	1
		HSS 1	AJ	2				
		HSS 1	A1	12	14	14	14	14
				15*	15	15	15	15
HS 9	ABD LEYTE	SNB 5	A4	1	1	1	1	1
		HSS 1	A1	15	14	14	14	14
				16*	15	15	15	15
HS 11	ABD WASP	SNB 5	A4	1	1	1	1	1
		HSS 1	A1	13	9	9	9	9
		HSS 1N	A1	2	5	5	5	5
				16*	15	15	15	15

LANT UNIT	LOCATION	MODEL	INVENTORY STATUS	INVENTORY NO. ON BOARD	PLANNED ASSIGNMENTS 31 MAR 1959	30 JUN 1959	30 SEP 1959	31 DEC 1959
PATROL SQDNS LAND PLANE								
VP 5	JACKSONVILLE	P2V 5F	AJ	3				
		P2V 5F	A1	9	12	12	12	12
				12*	12	12	12	12
VP 7	ROTA	P2V 5F	A1	12	12	12	12	12
				12*	12	12	12	12
VP 8	CHINCOTEAGUE	P2V 5F	A1	11	12	12	12	12
				11*	12	12	12	12
VP 10	BRUNSWICK	P2V 5F	AJ	1				
		P2V 5F	A1	11	12	12	12	12
				12*	12	12	12	12
VP 11	BRUNSWICK	P2V 7	A1	12	12	12	12	12
				12*	12	12	12	12
VP 16	JACKSONVILLE	P2V 5F	A1	10	12	12	12	12
		P2V 5F	G9	3				
				13*	12	12	12	12
VP 18	JACKSONVILLE	P2V 7	A1	12	12	12	12	12
				12*	12	12	12	12
VP 21	BRUNSWICK	P2V 7	A1	10	12	12	12	12
				10*	12	12	12	12
VP 23	ICELAND	P2V 7	A1	11	12	12	12	12
				11*	12	12	12	12
VP 26	ICELAND	P2V 5F	A1	12	12	12	12	12
				12*	12	12	12	12
PATROL SQDNS SEA PLANE								
VP 44	NORFOLK	P5M 2	AJ	1				
		P5M 2	A1	10	12	10	10	10
		P5M 2	G9	1				
		P5M 1	A1	1		2	2	2
				13*	12	12	12	12
VP 45	BERMUDA	P5M 1	A1	12	12	12	12	12
				12*	12	12	12	12
VP 49	BERMUDA	P5M 2	A1	1				
		P5M 1	AJ	1				
		P5M 1	A1	10	12	12	12	12
				12*	12	12	12	12
VP 56	NORFOLK	P5M 2	AJ	1				
		P5M 2	A1	9	12	12	12	12
		P5M 1	A1	1				
				11*	12	12	12	12
PATROL SQDNS AIRSHIP								
ZP 2	GLYNCO	SNB 5	A4	1	2	2	2	2
		SNB 5	A6	1				
		ZSZG 1	A1	5	6	6	6	6
				7*	8	8	8	8
ZP 3	LAKEHURST	SNB 5	A4	3	3	3	3	3
		ZPG 2	A1	5	4	4	4	4
				8*	7	7	7	7
MINING SQDNS								
VAHM 13	ROOSEVLT RDS	P2V 7	A1					6
		P2V 5F	A1	11	12	12	12	6
		P2V 5F	G9	2				
				13*	12	12	12	12

DECLASSIFIED

TABLE 2 LOCATION OF AIRCRAFT INVENTORY AND PLANNED OPERATING ASSIGNMENTS

BY COMMAND AND UNIT

LANT UNIT	LOCATION	MODEL	INVENTORY STATUS	INVENTORY NO. ON BOARD	PLANNED ASSIGNMENTS 31 MAR 1959	30 JUN 1959	30 SEP 1959	31 DEC 1959
FLEET AIR EARLY WARNING SQDNS								
VW 2	PTXNT RIVER	WV 2	A2	7	12	12	12	12
		WV 2	D9	1				
				8*	12	12	12	12
DET B	CHINCOTEAGUE	WV 2	A2	4				
				4*				
VW 4	JACKSONVILLE	WV 3	A2	3	6	6	6	6
		WV 3	D9	3				
		WV 2	A2	6				
		R7V 1	A5	1				
				13*	6	6	6	6
BARRIER SQDNS DISTANT WARNING								
VW 11	ARGENTIA	WV 2	A1	1				
		WV 2	A2	12	12	12	12	12
		WV 2	D9	2				
		R7V 1	A5		1	1	1	1
		R7V 1	D9	1				
		SNB 5	A5	1	1	1	1	1
				17*	14	14	14	14
VW 13	PTXNT RIVER	WV 2	A2	7	6	6	6	6
		WV 2	D9	2				
		R7V 1	A5	1	1	1	1	1
		SNB 5	A5	1	1	1	1	1
				11*	8	8	8	8
VW 15	PTXNT RIVER	WV 2	A2	9	6	6	6	6
		R7V 1	A5	1	2	2	2	2
		R7V 1	A6	1				
		SNB 5	A5	1	1	1	1	1
				12*	9	9	9	9
BARRIER SQDNS CONTIGUOUS								
ZW 1	LAKEHURST	R4D 5 6	A2		1	1		
		R4D 5	A4	1				
		SNB 5	A4	2	2	2	2	2
		ZPG 3W	A2		1	3	3	3
		ZPG 2W	A2	4	3	3	3	3
				7*	7	9	8	8
HELICOPTER RECONNAISSANCE SAR SQDNS								
HU 2	LAKEHURST	SNB 5	A4	1	1	1	1	1
		HO4S 3	AK	1				
		HO4S 3	A2	1				
		HRS 3	A2	2	7	6	6	6
		HUK 1	A2	9	10	10	10	10
		HUL 1	A2	2	5	5	5	6
		HUP 2	A2	13	28	28	32	32
		HTL 5	A2	8	7	7	7	
		HTL 4	A2	2	2	2	2	
				39*	60	59	63	55
DET 1	NORFOLK	HUK 1	A2	1				
		HUP 2	A2	4				
		HTL 5	A2	1				
				6*				
DET 20	ABD ALBANY	HUP 2	A2	1				
				1*				
DET 23	ABD DESMOINS	HUP 2	A2	1				
				1*				
DET 24	ABD MACON	HUP 2	A2	1				
				1*				
DET 36	ABD RANDOLPH	HUP 2	A2	1				
				1*				
DET 42	ABD FORRESTL	HUP 2	A2	1				
				1*				
HU 2 DET 69	ABD GLACIER	HRS 3	A2	1				
		HUL 1	AK	1				
				2*				
DET 71	ABD EDISTO	HRS 3	A2	1				
		HUL 1	A2	1				
				2*				
DET 92	ABD POCONO	HUL 1	A2	1				
				1*				
DET 93	ABD TACONIC	HUP 2	A2	1				
				1*				
MARINE HEADQUARTERS SQDNS								
MARS MWSG 27	CHERRY POINT	F8U 1	G6	1				
		FJ 3	B	2				
		F9F 8P	A6	2				
		AD 6	B	1				
		AD 5	A1		4	4	4	4
		AD 5	A2	4				
		AD 5N	A2	1				
		OE 2	B	1				
		OE 1	B	2				
		R5D 2 3	A2		2	2	2	2
		R5D 3	A2	2				
		R4D 8	A2	2	2	2	2	2
		TV 2	A4		3	3	3	3
		TV 2	A6	4				
		SNB 5	A6	1	1	1	1	1
		HOK 1	B	4				
				27*	12	12	12	12
H&MS 14	CHERRY POINT	A4D 2	A1	8	2	2	2	2
		A4D 2	G9	2				
		R4D 5 6	A2		1	1	1	1
		R4D 6	A2	1				
		R4D 5	AK	1				
		TV 2	A2	2	2	2	2	2
				14*	5	5	5	5
H&MS 24	CHERRY POINT	F3D 2	A1	1				
		F3D 2T2	AJ	1				
		F3D 2T2	A1	4	4	4	4	4
		F4D 1	A1		2	2	2	
		R4D 8	A2		1	1	1	1
		R4D 6	A2	1				
				7*	7	7	7	5
H&MS 26	NEW RIV JAX	R4D 8	A2	1	2	2	2	2
		HRS 3	AJ	3				
		HRS 3	A1	8				
		HUS 1	AJ	6				
		HUS 1	A1	5				
		HUS 1A	A1	2				
				25*	2	2	2	2
H&MS 32	CHERRY POINT	F8U 1	A1		2	2	2	
		FJ 3	A1	4	2			
		R4D 8	A2	2				
		R4D 5 6	A2		1	1	1	1
		R4D 6	A2	1				
		TV 2	A2	1	3	3	3	3
		TV 2	A4	1				
				9*	8	6	6	4

DECLASSIFIED

TABLE 2 LOCATION OF AIRCRAFT INVENTORY AND PLANNED OPERATING ASSIGNMENTS

BY COMMAND AND UNIT

LANT UNIT	LOCATION	MODEL	INVENTORY STATUS	INVENTORY NO. ON BOARD	PLANNED ASSIGNMENTS 31 MAR 1959	30 JUN 1959	30 SEP 1959	31 DEC 1959
MARINE FIGHTER SQDNS								
VMF 122	BEAUFORT	F8U 1	A1	15	20	20	20	20
		F8U 1	G9	3				
				18*	20	20	20	20
VMF 235	BEAUFORT	F8U 1	A1	15	20	20	20	20
		FJ 3M	A1	9				
				24*	20	20	20	20
VMF 333	MIAMI	FJ 3	A1	18				
		FJ 3	G9	1				
		FJ 3M	A1	4	20	20	20	20
				23*	20	20	20	20
VMF 312	BEAUFORT	F8U 1	A1			10	20	20
		FJ 3M	A1	25	20	10		
				25*	20	20	20	20
MARINE FIGHTER ALL WEATHER SQDNS								
VMFAW 114	CHERRY POINT	F4D 1	A1	20	20	20	20	20
		F4D 1	G9	2				
				22*	20	20	20	20
VMFAW 115	CHERRY POINT	F4D 1	A1			20	20	20
				*		20	20	20
VMFAW 531	CHERRY POINT	F4D 1	A1	22	20			
				22*	20			
MARINE ATTACK SQDNS								
VMA 224	CHERRY POINT	A4D 2	A1	12	20	20	20	20
		A4D 2	G9	1				
				13*	20	20	20	20
VMA 225	CHERRY POINT	A4D 2	A1	20	20	20	20	20
		AD 4B	AJ	1				
				21*	20	20	20	20
VMA 324	ABD ANTIETAM	A4D 2	A1			20	20	20
		AD 6	AJ	1				
		AD 6	A1	20	20			
				21*	20	20	20	20
VMA 331	CHERRY POINT	A4D 2	A1			20	20	20
				*		20	20	20
VMA 332	MIAMI	A4D 2	A1	20	20			
				20*	20			
VMA 533	ROOSEVLT RDS	F9F 8	AJ	1				
		F9F 8	A1	9				
		A4D 2	A1				20	20
		F9F 8B	A1	10	20	20		
				20*	20	20	20	20
MARINE COMPOSITE PHOTOGRAPHIC SQDNS								
VMCJ 2	CHERRY POINT	F3D 2	A1	1				
		F3D 2Q	AJ	1				
		F3D 2Q	A1	8	9	9	9	7
		F8U 1P	A1			6	9	9
		F9F 8P	A1	12				
		F9F 8P	A2		9	3		
				22*	18	18	18	16
MARINE TRANSPORT SQDNS								
VMR 153	CHERRY POINT	R4Q 2	A2	17	15			
				17*	15			
VMR 252	CHERRY POINT	R4Q 2	A2	16	15	20	20	20
				16*	15	20	20	20
VMR 353	MIAMI	R4Q 2	A2	16	15	15	12	12
				16*	15	15	12	12

LANT UNIT	LOCATION	MODEL	INVENTORY STATUS	INVENTORY NO. ON BOARD	PLANNED ASSIGNMENTS 31 MAR 1959	30 JUN 1959	30 SEP 1959	31 DEC 1959
MARINE HELICOPTER TRANSPORT SQDNS								
HMRL 162	NEW RIV JAX	HUS 1	A1		19	19	19	20
		HUS 1A	A1		3	3	2	1
				*	22	22	21	21
HMRL 261	ABD ANTIETAM	HUS 1	A1	1				
				1*				
HMRL 262	ABD BOXER	OE 2	A1	2				
		HRS 3	A1	6	11	8	6	3
		HUS 1	AJ	3				
		HUS 1	A1	18	12	14	16	19
		HUS 1A	A1	2				
				31*	23	22	22	22
HMRL 263	NEW RIV JAX	HOK 1	AJ	3				
		HOK 1	A1	10				
		HOK 1	A2		12	12	12	12
		HRS 3	AJ	1				
		HRS 3	A1	5	12	12	12	12
				19*	24	24	24	24
HMRM 461	ABD CHMPLAIN	HR2S 1	AJ	1				
		HR2S 1	A1	7				
		HR2S 1	A2	1	12	12	12	12
		HR2S 1	G5	5				
				14*	12	12	12	12
MARINE OBSERVATION SQDNS								
VMO 1	NEW RIV JAX	OE 2	A1	5				
		OE 2	A2		6	5	5	5
		OE 1	A1	5				
		OE 1	A2		6	7	7	7
				10*	12	12	12	12
OPERATIONAL DEVELOPMENT SQDNS								
VX 1	KEY WEST	S2F 1	A9	2	2	2	2	2
		P2V 7	A9	3	3	3	3	3
		P5M 2	A9	3	2	2	2	2
		SNB 5	A6	2	2	2	2	2
		HSS 1	A9	2	3	3	3	3
		ZS2G 1	A9	1	1	1	1	1
		ZPG 2	A9	2	2	2	2	2
				16*	15	15	15	15
VX 3	OCEANA	F8U 2	A9			4	4	4
		F8U 1	A9	6	6			
		F3H 2	A9			6	6	6
		F4D 1	A9	6	6			
		R4D 8	A8	1				
		R4D 8	A9		1	1	1	1
		TV 2	A9	2	1	1	1	
		F9F 8T	A9					1
		SNB 5	A8	2	1	1	1	1
				17*	15	13	13	13
VX 6	QUONSET PNT	P2V 7	A8	3	3	3	3	3
		R7V 1	A8	1	1	1	1	1
		R5D 2 3	A8		1	1	1	
		R5D 3	A8	1				
		R4D 8	A8	3	4	4	4	4
		R4D 8	G5	1				
		R4D 5 6	A8		2	2	2	2
		R4D 5	AQ	1				
		R4D 5	A8	1				
		UC 1	AQ	3				
		UC 1	A8	4	6	6	6	6
		HUS 1A	AQ	1				
		HUS 1A	A8	2	3	3	4	4
				21*	20	20	21	20

DECLASSIFIED

CONFIDENTIAL

TOTAL PROGRAM & NON-PROGRAM AIRCRAFT

TABLE 2 LOCATION OF AIRCRAFT INVENTORY AND PLANNED OPERATING ASSIGNMENTS

BY COMMAND AND UNIT

LANT UNIT	LOCATION	MODEL	INVENTORY STATUS	INVENTORY NO. ON BOARD	PLANNED ASSIGNMENTS 31 MAR 1959	30 JUN 1959	30 SEP 1959	31 DEC 1959
FLEET ALL WEATHER TRAINING UNITS								
FAWTULANT	KEY WEST	T 28B	A4	1				
				1*				
FLEET AIRCRAFT SERVICE SQDNS								
FASRON 2	QUONSET PNT	TF 1	A2	1	1	1	1	1
		TV 2	AO	2				
		SNB 5	A6	2	2	2	2	2
				5*	3	3	3	3
FASRON 3	NORFOLK	F11F 1	B	1				
		F11F 1	HO	3				
		S2F 1	A5	2	2	2	2	2
		TF 1	A2	4	4	4	4	4
		TV 2	AO	2				
		TV 2	A6	1				
		SNB 5	A6	12	12	12	12	12
		T 28B	A6	1				
				26*	18	18	18	18
FASRON 5	OCEANA	F3H 2M	H5	1				
		F2H 4	G5	3				
		F3H 2	G5	1				
		AD 6	G5	2				
		TV 2	G5	2				
		SNB 5	A6	2	2	2	2	2
				11*	2	2	2	2
FASRON 6	JACKSONVILLE	F2H 3	G5	1				
		AD 6	G5	1				
		R4Y 1	A2	1	1	1	1	1
		TF 1	A2	4	3	3	3	3
		TV 2	A6	2				
		SNB 5	A6	3	3	3	3	3
		HOK 1	A2	1				
				13*	7	7	7	7
FASRON 9	CECIL FIELD	FJ 3	G5	1				
		TV 2	AO	1				
		TV 2	A6	2				
		SNB 5	A6	3	2	2	2	2
				7*	2	2	2	2
FASRON 51	SANFORD	F9F 8B	A6	1				
		AD 5N	A6	1				
		R4D 5 6	A2		1	1	1	1
		R4D 6	A2	1				
		TV 2	A6	2				
		SNB 5	A6	1	2	2	2	2
				6*	3	3	3	3
FASRON 102	NORFOLK	WV 2	A2		1	1	1	1
		WV 2	D9	1				
		R5D 4R	A9	1	1	1	1	1
		R4D 5 6	A2		1	1	1	1
		R4D 5	A5	2				
		R4Y 1	A2	3	3	3	3	3
		UF 1	A2	1				
		UF 1	A8	1	1	1	1	1
		SNB 5	A6	2	2	2	2	2
				11*	9	9	9	9
FASRON 104	ROTA	FJ 3M	G5	4				
		F2H 4	B	2				
		AD 6	B	1				
		R4D 8	A2	1	1	1	1	1
		SNB 5	A6	2	2	2	2	2
				10*	3	3	3	3
FASRON 105	ROOSEVLT RDS	UF 1	A2	1	1	1	1	1
				1*	1	1	1	1
FASRON 106	ARGENTIA	R5D 2 3	A2		1	1	1	
		R5D 5	A2					1
		R5D 2	A2	1				
		SNB 5	AQ	1				
		SNB 5	A6		1	1	1	1
				2*	2	2	2	2
FASRON 107	ICELAND	R5D 2 3	A2		1	1	1	
		R5D 5	A2					1
		UF 1	A2	1				
				1*	1	1	1	1
FASRON 108	BRUNSWICK	P2V 7	Y	1				
		P2V 3B	A6	1				
		R4D 5	A2	1				
		SNB 5	AO	1				
		SNB 5	A6		1	1	1	1
				4*	1	1	1	1
FASRON 109	JACKSONVILLE	R4D 5 6	A2		1	1	1	1
		R4D 6	A2	1				
		SNB 5	A6	1	1	1	1	1
				2*	2	2	2	2
FASRON 111	BERMUDA	UF 2	A2		1	1	2	2
		UF 1	A2	2	1	1		
				2*	2	2	2	2
FASRON 121	CHINCOTEAGUE	SNB 5	A6	2				
				2*				
FASRON SPC 200	LONDON	A3D 2	EN	1				
		R4D 8	A2	2	2	2	2	2
		R4D 5 6	A2		1	1	1	1
		R4D 5	A2	1				
		R4Y 1	A2	2	1	1	1	1
		SNB 5	A6	3	3	3	3	3
				9*	7	7	7	7
FASRON SPC 201	MALTA	R4D 8	A2	1	1	1	1	1
		SNB 5	A6	1	1	1	1	1
				2*	2	2	2	2

CONFIDENTIAL

TOTAL PROGRAM & NON-PROGRAM AIRCRAFT

DECLASSIFIED

TABLE 2 LOCATION OF AIRCRAFT INVENTORY AND PLANNED OPERATING ASSIGNMENTS

BY COMMAND AND UNIT

LANT UNIT	LOCATION	MODEL	INVENTORY STATUS	INVENTORY NO. ON BOARD	PLANNED ASSIGNMENTS 31 MAR 1959	30 JUN 1959	30 SEP 1959	31 DEC 1959
FLEET UTILITY AND DRONE CONTROL SQDNS								
VU 2	QUONSET PNT	JD 1	A8	4	5	2	2	2
		JD 1D	A8	2				
		SNB 5	A8	1				
				7*	5	2	2	2
VU 4	CHINCOTEAGUE	FJ 3	A8	1				
		F9F 6D	A8	5				
		FJ 3D2	A8	4	6	6	6	6
		FJ 3D2	G4	1				
		P2V 5FD	A8	1				
		JD 1	A8	3				
		JD 1D	A2	1				
		JD 1D	A8	2	5	2	2	2
		SNB 5	A8	1				
		T 28BD	A8	4				
		HUS 1	A8	1				
		HUS 1A	A8		1	1	1	1
		F9F 6K	A8	2				
		F6F 5K	A8	3				
				29*	12	9	9	9
VU 10	GTMO BAY	FJ 3	A8	7	4	5	5	5
		FJ 3D	A8		3	2	2	2
		F6F 5	A8	3				
		R4D 5	A2	1				
		JD 1	A8	4	7	7	7	7
		JD 1D	A8	2				
		SNB 5	A4	1				
		SNB 5	A8	1	2	2	2	2
		T 28BD	A8		3	2		
		F6F 5K	A8	4				
				23*	19	18	16	16
DET	JACKSONVILLE	JD 1	A8	2				
				2*				
FLEET TACTICAL SUPPORT SQDNS								
VR 1	PTXNT RIVER	R6D 1	A2	2	2	2	2	2
		R6D 1Z	A2	3	4	4	4	4
		R5D Z	A2		1	1	1	1
		R5D 2Z	A2	1				
		R4Y 1	A2	10	12	12	12	12
				16*	19	19	19	19
VR 24	PORT LYAUTEY	R5D 2 3	A2		2	1		
		R5D 5	A2	3	6	7	8	8
		R5D 5	Y	1				
		R5D 3	A2	3				
		R5D 3	Y	1				
		R5D 2	A2	1				
		TF 1	A2		7	7	7	7
				9*	15	15	15	15
DET	NAPLES	TF 1	A2	7				
		TF 1	G9	2				
				9*				
VRF 31	NORFOLK	R4D 8	A2	2	2	2	2	2
		SNB 5	A2	1	1	1	1	1
				3*	3	3	3	3

LANT UNIT	LOCATION	MODEL	INVENTORY STATUS	INVENTORY NO. ON BOARD	PLANNED ASSIGNMENTS 31 MAR 1959	30 JUN 1959	30 SEP 1959	31 DEC 1959
FLEET BASES OVERSEAS								
NAVSTA	ARGENTIA	UF 2	A1				1	2
		UF 1	A2	2	2	2	1	
		HO4S 3	A2	1	1	1	1	1
				3*	3	3	3	3
NAF	NAPLES	A4D 2	G6	1				
		A3D 2	EN	1				
		AD 5	A2	2	4	4	4	4
		R4D 8	A2	2	2	2	2	2
		R4Y 2	A2	1				
		R4Y 1	A2		1	1	1	1
		UF 2	A2					1
		UF 1	A2	1	1	1	1	
		SNB 5	A6	6	5	5	5	5
				14*	13	13	13	13
NAF	LAGES	UF 2	A2					1
		UF 1	A2		1	1	1	
		UF 1	A6	1				
				1*	1	1	1	1
HDQTRS CMEF	DHAHRAN AFB	R4D 8	A2		1	1	1	1
		R4D 8	A8	1				
				1*	1	1	1	1
NAF ADV BASE	PORT LYAUTEY	R4D 5 6	A2		1	1	1	1
		R4D 5	A2	1				
		UF 1	A2	1	1	1	1	1
		SNB 5	A6	1	1	1	1	1
		HUP 2	AK	1				
		HUP 2	A2		1	1	1	1
				4*	4	4	4	4
NAS	ROTA	R4D 8	A2	1				
		R4D 5 6	A6		1	1	1	1
		R4D 5	A2	1				
		SNB 5	A6	1	1	1	1	1
		HUP 2	A2	1	1	1	1	1
				4*	3	3	3	3
CV AND AV UTILITY AIRCRAFT								
CVA 9 ESSEX	NORFOLK	TF 1	A2	1	1	1	1	1
		TF 1	G9	1				
				2*	1	1	1	1
CVA 11 INTREPD	QUONSET PNT	AD 5	A2	1				
		TF 1	A2	1	1	1	1	1
				2*	1	1	1	1
CVA 15 RANDOLH	NORFOLK	TF 1	A2	1	1	1	1	1
				1*	1	1	1	1
CVS 32 LEYTE	NORFOLK	TF 1	A2	1				
		TF 1	G9	1				
				2*				
CVS 39 CHMPLAN	MAYPORT	TF 1	A2	2	1	1	1	1
				2*	1	1	1	1
CVA 40 TARAWA	NEWPORT	TF 1	A2	1	1	1	1	1
				1*	1	1	1	1
CVA 42 FDR	MAYPORT	AD 5	A2	1				
		TF 1	A2	1	1	1	1	1
		TF 1	A6	1				
				3*	1	1	1	1

DECLASSIFIED

TOTAL PROGRAM & NON-PROGRAM AIRCRAFT

TABLE 2 LOCATION OF AIRCRAFT INVENTORY AND PLANNED OPERATING ASSIGNMENTS

BY COMMAND AND UNIT

LANT UNIT	LOCATION	MODEL	INVENTORY STATUS	INVENTORY NO. ON BOARD	PLANNED ASSIGNMENTS 31 MAR 1959	30 JUN 1959	30 SEP 1959	31 DEC 1959
CVA 59 FORSTAL	NORFOLK	TF 1	A2	1	1	1	1	1
				1*	1	1	1	1
CVA 60 SARATOG	NEW YORK	TF 1	A2	1	1	1	1	1
				1*	1	1	1	1
CVS 45 VALYFRG	NORFOLK	TF 1	A2	2	1	1	1	1
		TF 1	G9	1				
				3*	1	1	1	1
CVA 18 WASP	NORFOLK	TF 1	A2	1	1	1	1	1
				1*	1	1	1	1
CVA 62 INDPEND	NORFOLK	TF 1	A2	1	1	1	1	1
				1*	1	1	1	1
USS ALBERMARLE	NORFOLK	UF 1 1T	A2		1	1	1	1
		UF 1	A2	1				
				1*	1	1	1	1
MARINE AIR FMF & FORCE AVIATION HDQTR SQDNS								
H&HS AFMFLNT	NORFOLK	F9F 8P	A2	2				
		R5D 5R	A2		1	1	1	1
		R5D 4R	A2	1				
		R4Y 1	A2	1	1	1	1	1
		TV 2	A6	2	1	1	1	1
		SNB 5	A6	2	2	2	2	2
				8*	5	5	5	5
MARINE FLEET TRAINING SQDNS								
VMT 1	CHERRY POINT	F9F 8B	AK	1				
		F9F 8B	A2	8				
		TV 2	AK	1				
		TV 2	A2	4	10	8		
		F9F 8T	AK	1				
		F9F 8T	A2	8	10	12	20	20
				23*	20	20	20	20
TENTH NAVAL DISTRICT								
NAS 10 NAVDST	TRINIDAD	UF 2	A2		1	1	1	1
		UF 1	A2	1				
				1*	1	1	1	1
NAS 10 NAVDST	GTMO BAY	R4D 6	A2	1				
		UF 1	A2	2	2	2	2	2
		SNB 5	A6	1	1	1	1	1
		T 34B	A8	1	1	1	1	1
		HUP 2	A2	1	1	1	1	1
				6*	5	5	5	5
NAS 10 NAVDST	ROOSEVLT RDS	R4D 8	A2		1	1	1	1
		R4D 8	A8	1				
		R4Y 1	A2	1	1	1	1	1
		UF 1	A2	2	2	2	2	2
		SNB 5	A6	1	1	1	1	1
		HUP 2	A2	1	1	1	1	1
				6*	6	6	6	6

LANT UNIT	LOCATION	MODEL	INVENTORY STATUS	INVENTORY NO. ON BOARD	PLANNED ASSIGNMENTS 31 MAR 1959	30 JUN 1959	30 SEP 1959	31 DEC 1959
NAVAL ATTACHES AND MISSIONS LANT								
ATT ATHENS	GREECE	UF 2	A8			1	1	1
		UF 1	A8	1	1			
				1*	1	1	1	1
ATT BAGHDAD	IRAQ	R4D 5 6	A8		1	1	1	1
		R4D 6	A8	1				
				1*	1	1	1	1
ATT CAIRO	EGYPT	R4D 5 6	A8		1	1	1	1
		R4D 6	A8	1				
				1*	1	1	1	1
ATT MEXICO CTY	MEXICO	R4D 5 6	A8		1	1	1	1
		R4D 6	A8	1				
				1*	1	1	1	1
ATT NEW DELHI	INDIA	R4D 5 6	A8		1	1	1	1
		R4D 5	A8	1				
				1*	1	1	1	1
ATT OSLO	NORWAY	UF 2	A8		1	1	1	1
		UF 1	A8	1				
				1*	1	1	1	1
ATT TEHRAN	IRAN	R4D 5 6	A8		1	1	1	1
		R4D 6	A8	1				
				1*	1	1	1	1
MISSION ANKARA	TURKEY	R4D 5 6	A8		1	1	1	1
		R4D 5	AQ	1				
				1*	1	1	1	1
MISSION BOGOTA	COLOMBIA	R4D 5 6	A8		1	1	1	1
		R4D 6	A8	1				
				1*	1	1	1	1
MISSION HAVANA	CUBA	SNB 5	A8	1	1	1	1	1
				1*	1	1	1	1
MISSION HAITI	HAITI	HUP 2	A8			1	1	1
				*		1	1	1
MISSION LIMA	PERU	R4D 5 6	A8		1	1	1	1
		R4D 5	A8	1				
				1*	1	1	1	1
MISSION QUITO	ECUADOR	R4D 5 6	A8		1	1	1	1
		R4D 6	A8	1				
				1*	1	1	1	1
MISSION RIO DJ	BRAZIL	R4D 6R	A8	1	1	1	1	1
				1*	1	1	1	1
MISSION VLPRSO	CHILE	R4D 5 6	A8		1	1	1	1
		R4D 6	A8	1				
				1*	1	1	1	1
NAV ADV GROUP	BUENOS AIRES	R4D 5 6	A8		1	1	1	1
		R4D 6	A8	1				
				1*	1	1	1	1
PROGRAM OPERATING				2205	2016	1987	1984	1986
OPERATIONAL POOL				134				
TOTAL PROGRAM				2339				
NON PROGRAM				14				
TOTAL INVENTORY				2353				

DECLASSIFIED

TOTAL PROGRAM & NON-PROGRAM AIRCRAFT

TABLE 2 LOCATION OF AIRCRAFT INVENTORY AND PLANNED OPERATING ASSIGNMENTS

BY COMMAND AND UNIT

PAC UNIT	LOCATION	MODEL	INVENTORY STATUS	INVENTORY NO. ON BOARD	PLANNED ASSIGNMENTS 31 MAR 1959	30 JUN 1959	30 SEP 1959	31 DEC 1959
CARRIER AIR GROUPS								
CVG 2								
VA 23	ALAMEDA	FJ 4B	A1		12	12	12	12
				*	12	12	12	12
VF 23	MOFFETT FLD	F3H 2	A1	4				
		F4D 1	G9	4				
				8*				
VF 24	MOFFETT FLD	F8U 1	A1		14	14	14	14
		F11F 1	A1	12				
				12*	14	14	14	14
VA 63	ABD MIDWAY	FJ 4B	A1	12	12	12	12	12
				12*	12	12	12	12
VF 64	ABD MIDWAY	F3H 2	A1	10	14	14	14	14
		F3H 2	H6	1				
				11*	14	14	14	14
VA 65	ABD MIDWAY	AD 6	AJ	3				
		AD 6	A1	11	12	12	12	12
		AD 5	AJ	1				
		AD 5	A1		1	1	1	1
				15*	13	13	13	13
CVG 5								
VF 51	MIRAMAR	F4D 1	A1	4	14	14	14	14
				4*	14	14	14	14
VF 52	ABD TICNDRGA	F2H 3	A1	12				
				12*				
VA 52	MIRAMAR	AD 6	A1		12	12	12	12
		AD 5	A1		1	1	1	1
				*	13	13	13	13
VF 53	MOFFETT FLD	F3H 2	A1	9	14	14	14	14
		F3H 2	G5	2				
		F3H 2	HO	1				
				12*	14	14	14	14
VA 55	MIRAMAR	A4D 2N	A1					12
		FJ 4B	A1	6	12	12	12	
				6*	12	12	12	12
VA 56	MIRAMAR	A4D 2	A1			12	12	12
		A4D 1	A1	4	12			
		FJ 4B	AJ	5				
				9*	12	12	12	12
CVG 9								
VF 91	ALAMEDA	F8U 1	A1	12	14	14	14	14
		F8U 1	G5	2				
				14*	14	14	14	14
VF 92	ALAMEDA	F2H 3	A1	1				
		F3H 2	A1	7	14	14	14	14
		F3H 2	G5	3				
		F3H 2	G9	1				
		F3H 2	I9	1				
		F3H 2N	A1	2				
				15*	14	14	14	14
DET N	ABD YORKTOWN	F2H 3	A1	4	4			
				4*	4			
VA 93	ALAMEDA	A4D 2	A1	12	12	12	12	12
		A4D 1	A1	1				
				13*	12	12	12	12
VA 94	ALAMEDA	A4D 2	A1	10	12	12	12	12
				10*	12	12	12	12
VA 95	ALAMEDA	AD 7	A1	13	12	12	12	12
		AD 5	A1	1	1	1	1	1
				14*	13	13	13	13
CVG 11								
VF 111	MIRAMAR	F8U 2	A1					14
		F11F 1	A1	10	14	14	14	
		F11F 1	G9	8				
				18*	14	14	14	14
VF 112	ABD TICNDRGA	F3H 2M	A1	10				
				10*				
VA 112	MIRAMAR	A4D 2	A1		12	12	12	12
				*	12	12	12	12
VA 113	MIRAMAR	A4D 2	A1	12	12	12	12	12
				12*	12	12	12	12
VF 114	MIRAMAR	F3H 2	A1					14
		F3H 2N	A1	13	14	14	14	
				13*	14	14	14	14
VA 115	MIRAMAR	AD 7	A1	12	12	12	12	12
		AD 5	A1	1	1	1	1	1
				13*	13	13	13	13
VA 116	ABD RANGER	FJ 4B	A1	12	12	12		
				12*	12	12		
CVG 12								
VF 121	MIRAMAR	F11F 1	A1	15	14	14		
		F11F 1	G9	4				
		F3H 2M	A1	15	14	14	14	14
		F3H 2M	G9	1				
		FJ 3	A1	3				
		FJ 3M	A1	1				
		F3H 2	A1	7	18	37	39	30
		F3H 2	G9	1				
		F3H 2	HO	1				
		F3H 2N	A1	15	18	7	1	11
		F3H 2N	G6	1				
		F3H 2N	G9	5				
		F3H 2N	HO	1				
		F3D 2T2	A1	4	9	9	9	9
		TV 2	A4		2			
		F9F 8T	A4		14	15	15	15
				74*	89	96	78	79
DET A	NORTH ISLAND	TV 2	A4	2				
		F9F 8T	A4	14				
		T 28B	A4	5				
				21*				
VA 122	NORTH ISLAND	AD 7	A1				14	18
		AD 6	A1				10	8
		AD 5	A1				1	1
		AD 5N	A1				19	21
		T 28B	A4				5	5
				*			48	51
VF 124	MOFFETT FLD	F8U 2	A1			8	25	
		F8U 1	A1	30	24	30	30	30
		F8U 1	HO	1				
		F9F 8	A1	3				
		TV 2	A1	1				
		TV 2	A4	8	8			
		F9F 8T	A4	12	16	20	20	20
				55*	48	58	75	50
VA 125	MOFFETT FLD	A4D 2	A1	24				
		A4D 2N	A1				6	6
		A4D 1	A1	15	16	24	24	22
		A4D 1	G9	1				
		A4D 1	HO	1				
		A4D 1	H9	1				
				42*	16	24	30	28
VA 126	MIRAMAR	FJ 4	A1	13	20	15	15	15
		FJ 4	H6	1				
		FJ 4	Y	1				
		FJ 4B	A1	19	10	10	10	18
		FJ 4B	B	3				
		FJ 4B	H9	1				
				38*	30	25	25	33
CVG 14								
VF 141	ABD RANGER	F3H 2	A1				14	14
		F4D 1	A1	11	14	14		
				11*	14	14	14	14
VF 142	ABD RANGER	F8U 1	A1	12	14	14	14	14
				12*	14	14	14	14
VF 144	MIRAMAR	F9F 8	AJ	1				
		F9F 8	A1	9				
		AD 6	A1	6				
		AD 5	A1	1				
				17*				
VA 144	MIRAMAR	FJ 4B	A1				12	12
				*			12	12
VA 145	ABD RANGER	AD 6	AJ	1				
		AD 6	A1	11	12	12	12	12
		AD 5	A1		1	1	1	1
		AD 5	A2	1				
				13*	13	13	13	13
VA 146	ABD RANGER	FJ 4B	A1	12	12	12	12	12
				12*	12	12	12	12

DECLASSIFIED

TABLE 2 LOCATION OF AIRCRAFT INVENTORY AND PLANNED OPERATING ASSIGNMENTS

BY COMMAND AND UNIT

PAC UNIT	LOCATION	MODEL	INVENTORY STATUS	INVENTORY NO. ON BOARD	PLANNED ASSIGNMENTS 31 MAR 1959	30 JUN 1959	30 SEP 1959	31 DEC 1959
CVG 15								
VA 151	ABD TICNDRGA	FJ 4B	A1	10				
				10*				
VF 151	MOFFETT FLD	F3H 2	A1		14	14	14	14
				*	14	14	14	14
VA 152	MOFFETT FLD	F2H 3	A1	6				
		F2H 3	G6	1				
		AD 6	A1		12	12	12	12
		AD 5	A1	1	1	1	1	1
				8*	13	13	13	13
VA 153	MOFFETT FLD	A4D 2	A1	12	12	12	12	12
		A4D 1	A1	1				
		A4D 1	G9	7				
		A4D 1	HO	1				
				21*	12	12	12	12
VF 154	MOFFETT FLD	F8U 1	A1	11	14	14	14	14
		F8U 1	G9	3				
				14*	14	14	14	14
VA 155	MOFFETT FLD	A4D 2	A1	12	12	12	12	12
				12*	12	12	12	12
CVG 19								
VF 191	ABD RICHARD	F11F 1	A1	7	14	14	14	14
		F11F 1	G6	1				
				8*	14	14	14	14
VA 192	ABD RICHARD	FJ 4B	A1	12	12	12	12	12
				12*	12	12	12	12
VF 193	ABD RICHARD	F3H 2	A1	9	14	14	14	14
		F3H 2	G6	1				
		F3H 2	HO	2				
				12*	14	14	14	14
VA 195	ABD RICHARD	A4D 2	A1			12	12	12
		AD 7	A1	1				
		AD 6	AJ	2				
		AD 6	A1	11	14			
		AD 5	A1		1			
				14*	15	12	12	12
VA 196	ABD TICNDRGA	AD 6	A1	14	12	12	12	12
		AD 5	A1		1	1	1	1
				14*	13	13	13	13
CVG 21								
VF 211	ABD MIDWAY	F8U 2	A1					14
		F8U 1	A1	10				
		F11F 1	A1		14	14	14	
				10*	14	14	14	14
VA 212	MOFFETT FLD	A4D 2N	A1					12
		FJ 4B	A1	13	12	12	12	
				13*	12	12	12	12
VF 213	MOFFETT FLD	F3H 2	A1					14
		F4D 1	A1	15	14	14	14	
				15*	14	14	14	14
VA 215	MOFFETT FLD	AD 6	A1	19	12	12	12	12
		AD 5	A1	1	1	1	1	1
				20*	13	13	13	13
VA 216	MOFFETT FLD	A4D 2	A1		12	12	12	12
		AD 6	A1	10				
				10*	12	12	12	12
CARRIER SPECIAL SQDNS PHOTOGRAPHIC								
VFP 61	MIRAMAR	F8U 1P	A1	8	12	21	27	32
		F9F 8P	A1	22	20	11	5	
		F9F 8P	Q1	1				
		TV 2	A4		1			
		F9F 8T	A4	1		1	1	1
		SNB 5P	A4	1	1	1	1	1
				33*	34	34	34	34
DET A	ABD MIDWAY	F8U 1P	A1	3				
				3*				
DET F	ABD RANGER	F8U 1P	A1	3				
				3*				
DET H	ABD TICNDRGA	F9F 8P	A1	3				
				3*				
CARRIER SPECIAL SQDNS NIGHT								
VAAW 35	NORTH ISLAND	AD 7	A1	4	14	14		
		AD 6	A1	8	10	10		
		AD 5	A1	1	1	1		
		AD 5N	A1	17	23	20		
		AD 5Q	A1	9				
		TF 1Q	A1	2				
		SNB 5	A4	1	1	1		
		T 28B	A4		7	5		
				42*	56	51		
DET A	ABD MIDWAY	AD 5N	A1	3				
				3*				
DET E	ABD RICHARD	AD 5N	A1	3				
				3*				
DET F	ABD RANGER	AD 5N	A1	3				
				3*				
DET H	ABD TICNDRGA	AD 5N	A1	2				
				2*				
CARRIER SPECIAL SQDNS AIR EARLY WARNING								
VAW 11	NORTH ISLAND	F2H 4	A1	9	20	20	20	20
		F2H 4	G6	1				
		AD 5Q	A1	9	16	19	20	19
		TF 1Q	A1		2	2	2	1
		WF 2	A1			2	4	8
		AD 5W	AJ	17				
		AD 5W	A1	23	55	54	50	47
		AD 5W	G6	1				
		SNB 5	A4	1	1	1	1	1
				61*	94	98	97	96
DET A	ABD MIDWAY	AD 5W	A1	2				
				2*				
DET E	CUBI PNT	AD 5	A2	1				
		AD 5W	A1	3				
				4*				
DET F	ABD RANGER	AD 5W	A1	3				
				3*				
DET H	ABD TICNDRGA	AD 5W	A1	3				
				3*				

TOTAL PROGRAM & NON-PROGRAM AIRCRAFT

DECLASSIFIED

TABLE 2 LOCATION OF AIRCRAFT INVENTORY AND PLANNED OPERATING ASSIGNMENTS

BY COMMAND AND UNIT

PAC UNIT	LOCATION	MODEL	INVENTORY STATUS	INVENTORY NO. ON BOARD	PLANNED ASSIGNMENTS 31 MAR 1959	30 JUN 1959	30 SEP 1959	31 DEC 1959
CARRIER SPECIAL SQDNS								
VFAW 3	NORTH ISLAND	F3D 2	A4	1				
		F3D 2T2	AJ	1				
		F3D 2T2	A1	5	5	5	5	5
		F4D 1	A1	20	25	25	25	25
		F4D 1	B	6				
		SNB 5	A8	1	1	1	1	1
				34*	31	31	31	31
HEAVY ATTACK SQDNS								
VAH 2	WHDBY ISLAND	A3D 2	A1	1	12	9	9	9
				1*	12	9	9	9
DET E	ABD RICHARD	A3D 2	A1	4				
				4*				
DET H	ABD TICNDRGA	A3D 2	A1	4				
				4*				
VAH 4	WHDBY ISLAND	A3D 2	A1	11	15	20	24	24
		A3D 2	G9	5				
				16*	15	20	24	24
VAH 6	ABD RANGER	A3D 2	A1	11	12	12	12	12
				11*	12	12	12	12
VAH 8	ABD MIDWAY	A3D 2	A1	9	9	9	9	9
				9*	9	9	9	9
DET L	WHDBY ISLAND	A3D 2	A1	1				
				1*				
VAH 123	WHDBY ISLAND	A3D 2T	A5				1	4
		A3D 2	A5		6	6	6	5
		P2V 3B	A5		7	7	5	3
		F9F 8T	A4				4	4
				*	13	13	16	16
HATUPAC	WHDBY ISLAND	F9F 8B	A5	6				
		A3D 2	A5	2				
		A3D 2	G6	1				
		A3D 2	G9	1				
		P2V 3B	A5	7				
				17*				
GUIDED MISSLE SERVICE SQDN								
GMSRON 1	BARBERS PNT	FJ 3D	A1	6	6	4	4	4
		F8U 1KD						2
		F9F 5KD	A1	2	2	2	1	
		TV 2D	A2	2	2	2	2	2
				10*	10	8	7	8
DET S	NAHA	FJ 3D	A1	3				
		F9F 5KD	A1	2	2	2	2	2
		F9F 2KD	A1	1				
				6*	2	2	2	2
DET Z	POINT MUGU	FJ 3D	A1	2	2	2	2	2
		F9F 5KD	A1	2	1	1	1	1
		F9F 2KD	A1	1				
		TV 2D	A2	2	2	2	2	2
				7*	5	5	5	5
ELECTRONIC COUNTER MEASURE SQDNS								
VQ 1	IWAKUNI	A3D 2Q	A1					3
		A3D 1Q	A1	1	2	2	1	1
		A3D 1Q	HN	1				
		P4M 1Q	A1	5	4	4	4	4
		TV 2	A4	1				
				8*	6	6	5	8
PHOTOGRAPHIC SQDNS								
VAP 61	AGANA	A3D 2P	A1				5	9
		AJ 2P	A1	7	9	9	4	
		AJ 2P	C9	1				
		TV 2	A4	1	1	1	1	1
		SNB 5P	A4		1	1	1	1
				9*	11	11	11	11
CARRIER ANTI SUBMARINE SQDNS								
VS 21	NORTH ISLAND	S2F 2	A1	5	4	4	4	4
		S2F 1	A1	11	16	16	16	16
		S2F 1	G9	4				
				20*	20	20	20	20
VS 23	LOS ALAMITOS	S2F 2	A1	1	2	2	2	2
		S2F 1	A1	14	18	18	18	18
		S2F 1	G5	2				
				17*	20	20	20	20
VS 37	ABD YORKTOWN	S2F 2	A1	3	4	4	4	4
		S2F 1	A1	17	16	16	16	16
		S2F 1	B	3				
				23*	20	20	20	20
VS 38	NORTH ISLAND	S2F 2	A1		4	4	4	4
		S2F 1	A1	22	16	16	16	16
		S2F 1	G5	1				
		S2F 1	G6	1				
				24*	20	20	20	20
HELICOPTER ANTI SUBMARINE SQDNS								
HS 2	ABD YORKTOWN	SNB 5	A4		1	1	1	1
		HSS 1	AJ	2				
		HSS 1	A1	13	14	14	14	14
				15*	15	15	15	15
HS 4	REAM FLD	SNB 5	A1	1				
		SNB 5	A4	1	1	1	1	1
		HSS 1N	A1	12	14	14	14	14
				14*	15	15	15	15
HS 6	REAM FLD	SNB 5	A4		1	1	1	1
		HSS 1	A1	14	13	13	13	13
		HSS 1N	A1		1	1	1	1
				14*	15	15	15	15
HS 8	REAM FLD	SNB 5	A4	2	1	1	1	1
		HSS 1	AJ	3				
		HSS 1	A1	14	14	14	14	14
				19*	15	15	15	15
PATROL SQDNS LAND PLANE								
VP 1	WHDBY ISLAND	P2V 5F	A1	12	12	12	12	12
				12*	12	12	12	12
VP 2	IWAKUNI	P2V 7	A1	12	12	12	12	12
				12*	12	12	12	12
VP 4	NAHA	P2V 5F	A1	12	12	12	12	12
				12*	12	12	12	12
VP 6	BARBERS PNT	P2V 5F	A1	12	12	12	12	12
				12*	12	12	12	12
VP 9	ALAMEDA	P2V 7	A1	8	12	12	12	12
				8*	12	12	12	12
VP 19	ALAMEDA	P2V 7	A1	12	12	12	12	12
				12*	12	12	12	12
VP 22	KODIAK	P2V 5F	A1	12	12	12	12	12
				12*	12	12	12	12

DECLASSIFIED

TABLE 2 LOCATION OF AIRCRAFT INVENTORY AND PLANNED OPERATING ASSIGNMENTS

BY COMMAND AND UNIT

PAC UNIT	LOCATION	MODEL	INVENTORY STATUS	INVENTORY NO. ON BOARD	PLANNED ASSIGNMENTS 31 MAR 1959	30 JUN 1959	30 SEP 1959	31 DEC 1959
PATROL SQDNS SEA PLANE								
VP 40	NORTH ISLAND	P5M 2	AJ	1				
		P5M 2	EJ	2				
		P5M 2	F1	1				
		P5M 1	AJ	3				
		P5M 1	A1	7	12	12	12	12
				14*	12	12	12	12
VP 42	NORTH ISLAND	P5M 1	A1	12	12	12	12	12
				12*	12	12	12	12
VP 46	SANGLEY PNT	P5M 1	AJ	1				
		P5M 1	A1	11	12	12	12	12
				12*	12	12	12	12
VP 47	ALAMEDA	P5M 2	A1	7	12	12	12	12
		P5M 2	G9	3				
		P5M 2	HO	1				
				11*	12	12	12	12
VP 48	NORTH ISLAND	P5M 2	A1	9	12	12	12	12
		P5M 1	A1	1				
				10*	12	12	12	12
VP 50	IWAKUNI	P5M 2	A1	12	12	12	12	12
				12*	12	12	12	12
MINING SQDNS								
VP 28	BARBERS PNT	P2V 5F	A1	12	12	12	12	12
				12*	12	12	12	12
VAHM 10	WHDBY ISLAND	P2V 7	A1					6
		P2V 5F	AJ	1				
		P2V 5F	A1	11	12	12	12	6
				12*	12	12	12	12
FLEET AIR EARLY WARNING SQDNS								
VW 1	AGANA	WV 2	A2	10	9	9	9	9
		R7V 1	A5	1	1	1	1	1
				11*	10	10	10	10
VW 3	AGANA	WV 2	A2	10	9	9	9	9
		WV 2	D9	1				
		R7V 1	A5		1	1	1	1
		R7V 1	D9	1				
				12*	10	10	10	10
BARRIER SQUADRONS DISTANT WARNING								
AIRBARSRON 2	BARBERS PNT	WV 2	A2	27	25	25	25	25
(VW 12 AND 14 INCLUDED)		WV 2	D9	7				
		R7V 1	A5	3	3	3	3	3
		R7V 1	D9	2				
		SNB 5	A5	3	3	3		
				42*	31	31	28	28
HELICOPTER RECONNAISSANCE SAR SQDNS								
HU 1	REAM FLD	SNB 5	A4	1	1	1	1	1
		HO4S 3	A2	2	2	2	2	2
		HRS 3	A2	1	2	2	2	2
		HUS 1A	A2	1	2	2	2	2
		HUS 1A	G6	1				
		HUL 1	A2	6	6	5	5	7
		HUP 2	A2	11	37	38	40	40
		HTL 4	A2	1	2	2	2	
				24*	52	52	54	54
DET 1	OPPAMA	HUP 2	A2	16				
				16*				

PAC UNIT	LOCATION	MODEL	INVENTORY STATUS	INVENTORY NO. ON BOARD	PLANNED ASSIGNMENTS 31 MAR 1959	30 JUN 1959	30 SEP 1959	31 DEC 1959
MARINE HEADQUARTERS SQDNS								
MARS 17	IWAKUNI	F9F 8	AJ	1				
		F9F 8	A1	4				
		F9F 8	HN	1				
		FJ 4	A1	5	6	2	2	
		AD 6	B	3				
		R5D 2 3	A2		1	1	1	1
		R5D 3	A2	1				
		R4D 8	AK	1				
		R4D 8	A2	3	4	4	4	4
		TV 2	A1	1				
		TV 2	A4	1				
		TV 2	A6		2	2	2	2
		SNB 5	A4	2				
		SNB 5	HO	1				
		HUK 1	A2		2	2	2	2
				24*	15	11	11	9
H&MS 11	FORMOSA	FJ 4	A1		2	2	2	
		FJ 4	G9	2				
		F4D 1	A1	2	4	2	2	
		R4D 8	A2	2	1	1	1	1
		TV 2	A2		3	3	3	3
		TV 2	A4	2				
				8*	10	8	8	4
H&MS 12	IWAKUNI	A4D 1	A1	3	4	4	4	4
		R4D 8	A2	1	1	1	1	1
		TV 2	A2		3	3	3	3
		TV 2	A4	2				
				6*	8	8	8	8
H&MS 13	ATSUGI	AD 5	A1	1				
		R5D 4R	A2	1	1	1	1	1
		R4D 5 6	A2		1	1	1	1
		R4D 5	A8	1				
		TV 2	AM	1				
		TV 2	A2		3	2		
		TV 2	A4	1				
		F9F 8T	A2			2	3	3
				5*	5	6	5	5
H&MS 15	EL TORO	FJ 4	A1	4				
		FJ 4	G9	2				
		A4D 2	A1	1				
		R4D 8	A2		1	1	1	1
		R4D 5 6	A2		1	1	1	1
		R4D 5	A2	1				
		TV 2	AK	1				
		TV 2	A2		3	2		
		F9F 8T	A2			2	3	3
				9*	5	6	5	5
H&MS 16	OPPAMA	HOK 1	A1		2	2	2	2
		HRS 3	A2	4				
		HUS 1	AJ	1				
		HUS 1	A1	3				
		HUS 1A	A1		4	4	4	4
				8*	6	6	6	6
MARS 37	EL TORO	FJ 4	A1	4				
		FJ 4	G6	1				
		FJ 4	G9	1				
		F4D 1	B	1				
		F9F 8B	B	8				
		R5D 4R	A2	1	1	1	1	1
		R4D 8	A2	2	1	1	1	1
		R4D 5 6	A2		3	3	3	3
		R4D 6	A2	1				
		TV 2	A6	3	3	3	3	3
		SNB 5	A6	1	1	1	1	1
				23*	9	9	9	9
H&MS 33	EL TORO	F9F 8B	A1	4				
		R4D 5 6	A2		1	1	1	1
		R4D 6	A2	1				
		TV 2	A2	3	3	2		
		F9F 8T	A2			2	3	3
				8*	4	5	4	4
H&MS 36	SANTA ANA	HOK 1	A1	2	2	2	2	2
		HR2S 1	A1		1	1	1	1
		HUS 1A	A1	4	2	2	2	1
				6*	5	5	5	4

TOTAL PROGRAM & NON-PROGRAM AIRCRAFT

DECLASSIFIED

TABLE 2 LOCATION OF AIRCRAFT INVENTORY AND PLANNED OPERATING ASSIGNMENTS

BY COMMAND AND UNIT

PAC UNIT	LOCATION	MODEL	INVENTORY STATUS	INVENTORY NO. ON BOARD	PLANNED ASSIGNMENTS 31 MAR 1959	30 JUN 1959	30 SEP 1959	31 DEC 1959
MARINE FIGHTER SQDNS								
VMF 232	ATSUGI	F8U 1	A1	1	10	20	20	20
		FJ 4	A1	12	6			
				13*	16	20	20	20
VMF 251	EL TORO	F8U 1	A1	20	20	20	20	20
		F8U 1	HO	1				
				21*	20	20	20	20
VMF 323	EL TORO	F8U 1	A1	13	20	20	20	20
		F8U 1	G6	1				
				14*	20	20	20	20
VMF 334	EL TORO	F8U 1	A1	15	20	20	20	20
				15*	20	20	20	20
VMF 451	FORMOSA	F8U 2	A1					14
		FJ 4	A1	15	20	20	20	
		FJ 4	G9	8				
		FJ 4	I9	1				
				24*	20	20	20	14
MARINE ALL WEATHER FIGHTER SQDNS								
VMFAW 115	FORMOSA	F4D 1	A1	15	20	20	20	20
		F4D 1	B	5				
		F4D 1	G9	5				
				25*	20	20	20	20
VMFAW 314	FORMOSA	F4D 1	A1	20	20	20	20	20
				20*	20	20	20	20
VMFAW 513	EL TORO	F4D 1	A1	20	20	20	20	20
		F4D 1	B	2				
				22*	20	20	20	20
VMFAW 542	EL TORO	F4D 1	A1	17	20	20	20	20
		F4D 1	B	3				
		F4D 1	G9	2				
				22*	20	20	20	20
MARINE ATTACK SQDNS								
VMA 121	EL TORO	A4D 2	A1	20	20	20	20	20
		F9F 8B	A1	1				
				21*	20	20	20	20
VMA 211	IWAKUNI	A4D 1	A1	16	20	20	20	20
		A4D 1	G9	5				
				21*	20	20	20	20
VMA 212	ATSUGI	FJ 4B	A1	18	20	20	20	20
		FJ 4B	G6	2				
				20*	20	20	20	20
VMA 214	ATSUGI	FJ 4B	A1	16	20	20	20	20
				16*	20	20	20	20
VMA 223	EL TORO	FJ 4B	A1	16	20	20	20	20
				16*	20	20	20	20
VMA 311	EL TORO	A4D 2	A1	19	20	20	20	20
		A4D 2	HO	1				
				20*	20	20	20	20
VMA 331	IWAKUNI	AD 6	AJ	1				
		AD 6	A1	19	20	20		
				20*	20	20		
VMA 332	IWAKUNI	A4D 2	A1				20	20
				*			20	20
MARINE COMPOSITE PHOTOGRAPHIC SQDNS								
VMCJ 1	EL TORO	F8U 1	A1	4				
		F3D 2Q	AJ	1				
		F3D 2Q	A1	9	9	9	9	9
		F8U 1P	A1	4	6	9	9	9
				18*	15	18	18	18
VMCJ 3	IWAKUNI	F3D 2Q	A1	9	9	9	9	8
		F8U 1P	A1				5	9
		F9F 8P	A1	9	9	9	4	
				18*	18	18	18	17

PAC UNIT	LOCATION	MODEL	INVENTORY STATUS	INVENTORY NO. ON BOARD	PLANNED ASSIGNMENTS 31 MAR 1959	30 JUN 1959	30 SEP 1959	31 DEC 1959
MARINE TRANSPORT SQDNS								
VMR 152	EL TORO	R5D 2 3	A2		2			
				*	2			
VMR 253	IWAKUNI	R5D 2 3	A2		10	10	10	10
		R5D 3	A2	4				
		R5D 2	A2	4				
		R4Q 2	A2			10	10	10
		R4Q 1	A2	13	10			
		R4Q 1	D3	3				
				24*	20	20	20	20
VMR 352	EL TORO	R5D 2 3	A2		8	7	4	2
		R5D 5	A2		10	12	15	17
		R5D 3	A2	10				
		R5D 3	G6	1				
		R5D 2	A2	4				
		R4Q 2	A2			5	5	5
				15*	18	24	24	24
MARINE HELICOPTER TRANSPORT SQDNS								
HMRL 161	KANEOHE	OE 1	A2	2				
		HRS 3	A1		15	15	15	15
		HRS 3	A2	14				
		HUS 1	A1					3
				16*	15	15	15	18
HMRL 162	OPPAMA	HUS 1	AJ	4				
		HUS 1	A1	15	24	24	24	24
				19*	24	24	24	24
HMRL 163	OPPAMA	HRS 3	A1		18	9		
		HRS 3	A2	20				
		HUS 1	A1			13	18	24
				20*	18	22	18	24
HMRL 361	SANTA ANA	HUS 1	A1	18	24	24	24	24
				18*	24	24	24	24
HMRL 362	SANTA ANA	HUS 1	A1	23	24	24	24	24
		HUS 1	G6	1				
				24*	24	24	24	24
HMRL 363	EL TORO	HOK 1	A1	11	12	12	12	12
		HRS 3	A1	12	12	12	12	12
				23*	24	24	24	24
HMRM 462	SANTA ANA	HR2S 1	A1	10	12	12	12	12
		HR2S 1	G6	1				
				11*	12	12	12	12
HMRM 463	EL TORO	HR2S 1	A1	9	12	12	12	12
				9*	12	12	12	12
MARINE OBSERVATION SQDNS								
VMO 2	SUKIRON	OE 1	A1		14	14	14	14
		OE 1	A2	12				
		SNB 5	A6	1	1	1	1	1
		HOK 1	AK	2				
		HOK 1	A1		12	12	12	12
		HOK 1	A2	11				
				26*	27	27	27	27
VMO 6	CAMP PENDLET	OE 2	AJ	2				
		OE 2	A1	10	12	10	10	10
				12*	12	10	10	10
OPERATIONAL DEVELOPMENT SQDNS								
VX 4	POINT MUGU	F3H 2	A1		6	6	6	6
		F3H 2	A9	4				
		F3H 2	G9	2				
		F3D 2	A9	2				
		F3D 2T2	AR	1				
		F3D 2T2	A1		2	2	2	2
		F3D 2T2	A9	2				
		A4D 2	A9	1				
		FJ 4B	A9	2				
		SNB 5	A6	1	1	1	1	1
				15*	9	9	9	9

DECLASSIFIED

TOTAL PROGRAM & NON-PROGRAM AIRCRAFT

[redacted]

TABLE 2 LOCATION OF AIRCRAFT INVENTORY AND PLANNED OPERATING ASSIGNMENTS

BY COMMAND AND UNIT

PAC UNIT	LOCATION	MODEL	INVENTORY STATUS	INVENTORY NO. ON BOARD	PLANNED ASSIGNMENTS 31 MAR 1959	30 JUN 1959	30 SEP 1959	31 DEC 1959
VX 5	CHINA LAKE	F9F 8	A9	1				
		A4D 2	A9	5	4	4	4	4
		A4D 2N	A1				2	2
		FJ 4B	A9	5	4	4	4	4
		A3D 2	A9	1	1	1	1	1
		AD 5N	A1		1			
		AD 5N	A9	2				
		AD 5Q	A1		1			
		AD 5W	A1			1	1	1
		TV 2	A6	1	1	1	1	1
		SNB 5	A6	1	1	1	1	1
				16*	13	12	14	14
FLEET AIRCRAFT SERVICE SQDNS								
FASRON 4	NORTH ISLAND	F9F 8	A6	1				
		FJ 4	A6	3	3	3	3	3
		F2H 4	G6	5				
		F3H 2N	G9	3				
		F3D 2T2	A6	1				
		F4D 1	G9	8				
		F9F 8B	A6	3				
		F9F 8B	B	3				
		AD 5	A6	1	1	1	1	1
		S2F 1	A6	1				
		R4D 8	A2	1	1	1	1	1
		TF 1	A2	4	4	5	5	5
		TV 2	AL	1				
		TV 2	AO	1				
		TV 2	A6	2	3	1		
		F9F 8T	A6			2	3	3
		SNB 5	A6	7	3	3	3	3
		T 28B	A6	2				
				47*	15	16	16	16
DET A	LOS ALAMITOS	S2F 1	A2	1				
		TF 1	A2	1				
		SNB 5	A6	1				
				3*				
FASRON 8	ALAMEDA	F11F 1	A	1				
		FJ 4	A	2				
		FJ 4	A6		2	2	2	2
		FJ 4	G9	4				
		FJ 3	A	2				
		FJ 3M	A	5				
		FJ 3M	Y	2				
		F2H 3	A	2				
		F2H 3	G5	1				
		F3H 2	A	1				
		F3H 2	G5	1				
		A4D 2	C9	2				
		A4D 1	G9	1				
		AD 7	A	1				
		AD 6	AO	1				
		AD 6	A6	1				
		AD 6	H6	1				
		AD 5	A6	1	1	1	1	1
		AD 5W	A	1				
		R4D 6	A2	1				
		TF 1	A	1				
		TF 1	A2	4	4	4	4	4
		TV 2	A6	4	3	1		
		TV 2	C9	3				
		F9F 8T	A6			2	3	3
		TV 2D	C9	1				
		SNB 5	A6	4	3	3	3	3
		HUK 1	C9	3				
		HUS 1A	C9	4				
				55*	13	13	13	13
FASRON 10	MOFFETT FLD	F11F 1	B	1				
		F9F 8	A	2				
		F9F 8	EJ	1				
		F9F 8	X	5				
		FJ 3	A	2				
		FJ 3	B	1				
		FJ 3	EJ	1				
		F2H 3	B	1				
		F3H 2	G5	1				
		F4D 1	G6	1				
		AD 6	A6	2				
		AD 5	A6	1		1	1	1
		TF 1	A2	1	1	1	1	1
		TV 2	A8	8	2	2		
		F9F 8T	A6				2	2
				22*	3	4	4	4
FASRON 11	ATSUGI	F11F 1	C	1				
		F9F 8	A6	2				
		F2H 3	A	1				
		F2H 3	B	1				
		F9F 8P	B	1				
		FJ 4B	A	1				
		FJ 4B	B	2				
		AD 6	AO	1				
		AD 6	B	3				
		AD 6	HN	1				
		AD 5	A6	1	1	1	1	1
		AD 5N	A	2				
		AD 5N	B	1				
		AD 5W	B	2				
		TF 1	A2		1	1	1	1
		TV 2	A6	4	5	5	5	5
		TV 2	EJ	1				
		TV 2	HN	1				
		SNB 5	A6	6	7	5	4	4
				32*	14	12	11	11
FASRON 12	MIRAMAR	F9F 8B	AO	1				
		AD 5	A6	2	1	1	1	1
		TF 1	A2	1	1	1	1	1
		TV 2	A6	3	3	2		
		F9F 8T	A6			1	3	3
				7*	5	5	5	5
FASRON 110	NORTH ISLAND	SNB 5	A6	2	2	2	2	2
				2*	2	2	2	2
FASRON 112	WHDBY ISLAND	S2F 1	A6	1				
		R5D 2 3	A2		1	2	2	2
		R5D 2	A2	1				
		R4D 5 6	A2		2	1	1	1
		R4D 6	A2	1				
		R4D 5	A2	1				
		TF 1	A2	1	1	1	1	1
		TF 1	G9	1				
		TV 2	A2		2	2		
		TV 2	A6	2				
		F9F 8T	A6				2	2
		SNB 5	A6	2	2	2	1	1
				10*	8	8	7	7
FASRON 113	CUBI PNT	FJ 4B	G6	2				
		AD 6	A6	1				
		AD 6	G6	1				
		AD 5	A6		1	1	1	1
		R4D 5	F1	1				
		TF 1	A2	1	1	2	2	2
		TV 2	A6	2	2	2	2	2
		SNB 5	A6	3	3	2	2	2
		HUP 2	F6	1				
				12*	7	7	7	7
FASRON 114	KODIAK	UF 2	A2			1	1	1
		UF 1	A2	1	1			
				1*	1	1	1	1
FASRON 116	ALAMEDA	A3D 2	G6	2				
		P2V 5F	A	1				
		P2V 5F	G5	1				
		P2V 5F	H5	6				
		R5D 3	A	1				
		R4D 8	A2		1	1	1	1
		R4D 8	A8	1				
		TF 1	C9	2				
		SNB 5	A6	1	1	1	1	1
				15*	2	2	2	2
FASRON 117	BARBERS PNT	F4D 1	HO	1				
		F2H 2P	F6	1				
		F9F 8B	F6	1				
		TF 1	A2	2	2	2	2	2
		JD 1	F6	1				
		TV 2	AO	1				
		TV 2	A6	2	3	3		
		F9F 8T	A6				3	3
		SNB 5	A6	8	6	5	5	4
		F6F 5K	C9	4				
				21*	11	10	10	9
FASRON 118	NAHA	TF 1	A2	1	1	1	1	1
		UF 1	A2	1	1	1	1	1
		SNB 5	A6	3	3	3	3	3
				5*	5	5	5	5
FASRON 119	SANGLEY PNT	F11F 1	I9	1				
		SNB 5	A6	2	2	2	2	2
				3*	2	2	2	2
FASRON 120	IWAKUNI	P2V 7	EN	1				
		UF 1	A2	1	1	1	1	1
		SNB 5	A6	2	2	2	2	2
				4*	3	3	3	3

[redacted]

[redacted]

30

TOTAL PROGRAM & NON-PROGRAM AIRCRAFT DECLASSIFIED

TABLE 2 LOCATION OF AIRCRAFT INVENTORY AND PLANNED OPERATING ASSIGNMENTS

BY COMMAND AND UNIT

PAC UNIT	LOCATION	MODEL	INVENTORY STATUS	INVENTORY NO. ON BOARD	PLANNED ASSIGNMENTS 31 MAR 1959	30 JUN 1959	30 SEP 1959	31 DEC 1959
FLEET UTILITY AND DRONE CONTROL SQDNS								
VU 1	BARBERS PNT	F9F 8P	A8	1	1	1	1	1
		F9F 6D	A8	3	4	2		
		FJ 3D2	A8		3	5	5	5
		JD 1	A8	6	6	6	6	6
		SNB 5P	A8	1	1	1	1	1
		HUK 1	A8			1	1	1
		HUP 2	A8	2	1			
		F6F 5K	A8	5				
				18*	16	16	14	14
VU 3	BROWN FIELD	F9F 6D	A8	5	3	2		
		FJ 3D2	A8	1	4	5	5	5
		P2V 5FD	A8	1	1	1	2	2
		JD 1D	A8	3	3	3	3	3
		SND 5	A8	1	1	1	1	1
		T 28B	A8	1				
				12*	12	12	11	11
VU 5	ATSUGI	FJ 4	A8	5	5	5	5	5
		F9F 8P	A8	1	1	1	1	1
		JD 1	A8	5	11	8	5	5
		SNB 5P	A8	1	2	2	2	1
				12*	19	16	13	12
DET A	CUBI PNT	JD 1	A8	4				
				4*				
DET B	NAHA	FJ 4	AQ	1				
		FJ 4	A8	4				
		F6F 5	A8	2				
		F6F 5K	A8	2				
				9*				
VU 7	BROWN FIELD	FJ 4	A1		12	10	10	10
		FJ 4	A8	14				
		FJ 4	G9	1				
		FJ 3	A8	4				
		R4D 5 6	A8		1	1	1	1
		R4D 5	A8	1				
		JD 1	A8	12	14	13	12	12
		JD 1D	A8	3				
		SNB 5P	A8	2	2	2	2	2
				37*	29	26	25	25
FLEET TACTICAL SUPPORT SQDNS								
VR 21	BARBERS PNT	R6D 1	A2	12	12	12	12	12
		R6D 1Z	A2	2	2	2	2	2
		R5D Z	A2		1	1	1	1
		R5D 2Z	A2	1				
				15*	15	15	15	15
DET	NORTH ISLAND	R5D Z	A2		1	1	1	1
		R5D 2Z	A2	1				
		R4Y 1	A2	1	3	3	3	3
		TF 1	A2	4	4	4	4	4
				6*	8	8	8	8
DET	ATSUGI	R5D Z	A2		1	1	1	
		R5D 5Z	A2					1
		R5D 2Z	A2	1				
		TF 1	A2	8	7	7	7	7
		TF 1	G9	2				
				11*	8	8	8	8
VRF 32	NORTH ISLAND	R4D 8	A2	1	2	2	2	2
		R4D 6	A2	1				
		SNB 5	A2	1	1	1	1	1
				3*	3	3	3	3
FLEET AIR GUNNERY SCHOOL								
FL AIR GUN SCH	EL CENTRO	F8U 1	A4	6	8	8	8	8
		FJ 4	A4	4	4	4	4	4
		FJ 3M	A4	1				
		FJ 3M	G6	1				
		F4D 1	A4	7	8	8	8	8
		F4D 1	G9	2				
		A4D 2	A4	5	6	6	6	6
		A4D 2	G6	1				
		FJ 4B	A4	5	6	6	6	6
		FJ 4B	G9	1				
		AD 5	AK	1				
		AD 5	A2		1	1	1	1
		SNB 5	A4	2	1	1	1	1
				36*	34	34	34	34

PAC UNIT	LOCATION	MODEL	INVENTORY STATUS	INVENTORY NO. ON BOARD	PLANNED ASSIGNMENTS 31 MAR 1959	30 JUN 1959	30 SEP 1959	31 DEC 1959
FLEET BASES OVERSEAS								
NAS ADV BASE	AGANA	R5D 2 3	A2		1	1	1	1
		UF 2	A2			1	2	3
		UF 1	A2	3	3	2	1	
		SNB 5	A6	1	1	1	1	1
		HUK 1	A2		2	2	2	2
		HUP 2	A2	2				
				6*	7	7	7	7
NAS ADV BASE	ATSUGI	R4D 8	A2	1	1	1	1	1
		SNB 5	A6	1	1	1	1	1
		HUK 1	A2		2	2	2	2
				2*	4	4	4	4
NAS CUBI PNT	CUBI PNT	UF 2	A2			1	1	1
		UF 1	A2	1	1			
		SNB 5	A6	1	1	1	1	1
		HUK 1	AK	1				
		HUK 1	A2	1	2	2	2	2
		HUP 2	C9	1				
				5*	4	4	4	4
MCAF IWAKUNI	IWAKUNI	HUP 2	A2	2				
				2*				
NAF ADV BASE	NAHA	UF 2	A2				1	1
		UF 1	A2	2	1	1		
				2*	1	1	1	1
NAF ADV BASE	OPPAMA	F8U 1	G6	2				
		FJ 4	G6	1				
		FJ 3	HO	1				
		FJ 3M	8	1				
		F2H 3	B	1				
		F3H 2	EN	1				
		F4D 1	G6	3				
		F9F 8P	G6	1				
		A4D 1	G6	2				
		FJ 4B	C9	1				
		F9F 8B	C9	1				
		A3D 2	G6	1				
		AD 6	G6	1				
		AD 5N	G6	2				
		AD 5W	B	1				
		AD 5W	C9	1				
		AJ 2P	HN	1				
		AJ 2	B	4				
		OE 1	D1	1				
		UF 1	AK	2				
		UF 1	A2	1	4	4	4	4
		UF 1	D1	4				
		JD 1	DA	1				
		JD 1	D1	3				
		SNB 5	C	1				
		SNB 5	D1	4				
		SNB 5P	D1	1				
		SNB 5P	I9	1				
		HRS 3	DA	1				
		HRS 3	D1	2				
		HUS 1	D1	1				
		HUP 2	DA	1				
		HUP 2	D1	3				
				53*	4	4	4	4
NAVSTA	SANGLEY PNT	R5D 2 3	A2		1	1	1	1
		R5D 3	A8	1				
		R4D 5 6	A2		1	1	1	1
		R4D 6	A8	1				
		UF 1	A2	1	1	1	1	1
		HUK 1	A2	1	1	1	1	1
				4*	4	4	4	4
COMNAVFORJAPAN	YOKOSUKA	R4D 8	A2	1	1	1	1	1
				1*	1	1	1	1

[redacted]

DECLASSIFIED

TABLE 2 **LOCATION OF AIRCRAFT INVENTORY AND PLANNED OPERATING ASSIGNMENTS**

BY COMMAND AND UNIT

PAC UNIT	LOCATION	MODEL	INVENTORY STATUS	INVENTORY NO. ON BOARD	PLANNED ASSIGNMENTS 31 MAR 1959	30 JUN 1959	30 SEP 1959	31 DEC 1959
MARINE AIR FMF & FORCE AVIATION HQTRS SQDN								
HHS AFMFPAC	EL TORO	F3D 2T2	A6	1				
		R5D 4R	A2	1	1	1	1	1
		R4D 8	A2		1	1	1	1
		R4D 8	A8	1				
		R4Y 1	A2		1	1	1	1
		TV 2	A6	3	2	2	2	2
		SNB 5	A6	2	3	1	1	1
				8*	8	6	6	6
MARINE FLEET TRAINING SQDNS								
VMT 2	EL TORO	F9F 8B	A2		7			
		F9F 8B	A4	12				
		F9F 8B	EJ	1				
		F9F 8T	A2		12	20	20	20
		F9F 8T	A4	12				
		T 28B	A4	1				
				26*	19	20	20	20
NAVAL BASES AND NAVAL AIR STATIONS								
NAS ALAMEDA	ALAMEDA	A4D 1	G9	1				
		FJ 4B	G6	1				
		A3D 2	G9	1				
				3*				
FOURTEENTH NAVAL DISTRICT								
NAVSTA 14 ND	KWAJALEIN	UF 1	AK	1				
		UF 1	A2	4	5	1	1	1
				5*	5	1	1	1
NAS 14 NAVDST	BARBERS PNT	R5D 2 3	A2		1	1	1	1
		R5D 3	A2	1				
		R4D 8	AK	1				
		R4D 8	A2		1	1	1	1
		SNB 5	A6	2	2	2	2	1
		HUR 1	A2	2	2	2	2	2
				6*	6	6	6	5
NCAS 14 ND	KANEOHE	R4D 5 6	A8		1	1	1	1
		R4D 6	A2	1				
		TV 2	A6	4	2	2		
		F9F 8T	A6				2	2
		SNB 5	A6	3	2	2	2	1
		HRS 3	A2		2	2	2	2
		HRS 3	A8	2				
				10*	7	7	7	6
NAVSTA 14 ND	MIDWAY	UF 2	A2			1	2	3
		UF 1	A2	3	3	2	1	
				3*	3	3	3	3
NAS 14 NAVDST	PEARL HARBOR	SNB 5	A6	1	1	1	1	1
				1*	1	1	1	1
SEVENTEENTH NAVAL DISTRICT								
NAVSTA 17 ND	ADAK	UF 2	A2		1	2	2	2
		UF 1	A2	2	1			
				2*	2	2	2	2
NAVSTA 17 ND	KODIAK	R5D 2 3	A2		2	2	2	2
		R5D 3	A8	2				
				2*	2	2	2	2
NAVAL ATTACHES AND MISSIONS PAC								
ATT DJAKARTA	JAVA	UF 1	A8	1	1	1		
				1*	1	1		
ATT MELBOURNE	AUSTRALIA	R4D 5 6	A8		1	1	1	1
		R4D 6	A8	1				
				1*	1	1	1	1
MAAG VIETNAM	INDO CHINA	R4D 5 6	A8		1	1	1	1
		R4D 5	A8	1				
				1*	1	1	1	1
MAAG THAILAND	SIAM	SNB 5	A8	1	1	1	1	1
				1*	1	1	1	1
MAAG FORMOSA	FORMOSA	R4D 5 6	A8		1	1	1	1
		R4D 6	A8	1				
				1*	1	1	1	1
JOC TAIWAN	FORMOSA	SNB 5	A8	1	1	1	1	1
				1*	1	1	1	1
COMDEFTAIWAN	FORMOSA	R4D 8Z	A2	1	1	1	1	1
				1*	1	1	1	1
PROGRAM OPERATING				2369	2433	2442	2433	2411
OPERATIONAL POOL				328				
TOTAL PROGRAM				2697				
NON PROGRAM				11				
TOTAL INVENTORY				2708				

[redacted]

DECLASSIFIED

[redacted]
32

TOTAL PROGRAM & NON-PROGRAM AIRCRAFT

TABLE 2 LOCATION OF AIRCRAFT INVENTORY AND PLANNED OPERATING ASSIGNMENTS

BY COMMAND AND UNIT

NABS UNIT	LOCATION	MODEL	INVENTORY STATUS	INVENTORY NO. ON BOARD	PLANNED ASSIGNMENTS 31 MAR 1959	30 JUN 1959	30 SEP 1959	31 DEC 1959
MARINE HELICOPTER DEVELOPMENT SQDN								
HMX 1	QUANTICO	HOK 1	AR	1				
		HOK 1	A9	3	4	4	4	4
		HR2S 1	A9	3	2	2	2	2
		HRS 3	AR	1				
		HRS 3	A9	6	6	6	6	6
		HUS 1	AR	1				
		HUS 1	A9	10	12	12	12	12
		HUS 1A	A9	4	4	4	4	4
				29*	28	28	28	28
FIRST NAVAL DISTRICT								
NAS 1 NAV DST	QUONSET PNT	R4D 8	A8	1	1	1	1	1
		R4Y 1	A8	1	1	1	1	1
		UF 1	A8	1	1	1	1	1
		TV 2	A6	1	8	8	8	8
		JRB 6	A6	4	4	4	1	1
		SNB 5	A6	4	5	5	6	6
		SNB 5	G6	1				
		SNB 5P	A8	1	1	1	1	1
		T 28B	A6	7	5			
		HUP 2	A6	1				
		HUP 2	A8	2	2	2	2	2
				24*	28	23	21	21
NAS 1 NAV DST	BRUNSWICK	UF 1	A8	1	1	1	1	1
		SNB 5	A6	1	1	1	1	1
		HUP 2	A8		1	1	1	1
				2*	3	3	3	3
FOURTH NAVAL DISTRICT								
NAS 4 NAV DST	JOHNSVILLE	JRB 6	A6	1	1	1	1	
		SNB 5	A6	5	6	6	6	6
		SNB 4	A6	1				
				7*	7	7	7	6
NAS 4 NAV DST	LAKEHURST	AD 4B	A6	2				
		R4D 6	A8	1	1	1	1	1
		SNB 5	A6	2	2	2	2	2
				5*	3	3	3	3
FIFTH NAVAL DISTRICT								
NAS 5 NAV DST	NORFOLK	R4Q 1	A8		1	1	1	1
		R4D 8	A8	2	2	2	2	2
(INCLUDING BAMR)		R4D 8Z	A8	1	1	1	1	1
		TF 1	A8	1	1	1	1	1
		SNB 5	A6	6	6	6	6	6
		SNB 5P	A8	1	1	1	1	1
		T 28B	A8	6	6	6	6	6
				17*	18	18	18	18
NAAS 5 NAV DST	CHINCOTEAGUE	TV 2	A6	1	1			
		SNB 5	A6	1	1			
		HUP 2	A8	1	1			
				3*	3			
NAS 5 NAV DST	OCEANA	R4D 5 6	A8		1	1	1	1
		R4D 5	A8	1				
		TV 2	A6	4	4	4	4	4
		SNB 5	AQ	1				
		SNB 5	A8	1	2	2	1	1
		HUP 2	A8	1	2	2	2	2
				8*	9	9	8	8
SIXTH NAVAL DISTRICT								
NAS 6 NAV DST	JACKSONVILLE	R4Q 1	A8	1	1	1	1	1
		R4D 8	A8	1	1	1	1	1
		R4D 5 6	A8		1	1	1	1
		R4D 5	A8	1				
		UF 1	A2	1				
		UF 1	A8		1	1	1	1
		TV 2	AO	1				
		TV 2	A6	1	2	2	2	2
		SNB 5	A6	3	3	3	3	3
		HUP 2	A2	1				
		HUP 2	A8		1	1	1	1
				10*	10	10	10	10
NAS 6 NAV DST	KEY WEST	AD 5	A6	1	1	1	1	1
		R5D 2 3	A8		1	1	1	1
		R5D 3	A8	1				
		UF 1	A2	1				
		UF 1	A8		1	1	1	1
		TV 2	A6	1	1	1	1	1
		JRB 6	A6	1	1	1	1	1
		HUP 2	A2	1				
		HUP 2	A8		1	1	1	1
				6*	6	6	5	6
NAAS 6 NAV DST	MAYPORT	AD 4B	A6	1				
		AD 4NA	A6	1				
		TV 2	A6	3	2	2	2	2
		HUP 2	A8	1	1	1	1	1
				6*	3	3	3	3
NAAS 6 NAV DST	SANFORD	R4D 5 6	A8		1	1	1	1
		R4D 5	A8	1				
		HUP 2	A8	1	1	1	1	1
				2*	2	2	2	2
NAS 6 NAV DST	CECIL FIELD	TV 2	A6	2	2	2	2	2
		SNB 5	A6	2	1	1	1	1
		HUP 2	A8	1	1	1	1	1
				5*	4	4	4	4
NINTH NAVAL DISTRICT								
COMNAVCONAD	COLORADO SPR	R4D 8	A8	1	2	2	2	2
		R4Y 1	A8	1				
		TV 2	A6	2				
		TV 2	A8	1	3	3	3	3
				5*	5	5	5	5
ELEVENTH NAVAL DISTRICT								
NAAS 11 NAVDST	EL CENTRO	TV 2	A6		1			
		SNB 5	A6	1	1	1		
		HOK 1	A2	2				
				3*	2	1		
NAF 11 NAV DST	CHINA LAKE	AD 4B	A6	1				
		HRS 3	A8		1	1	1	1
		HRS 3	A9	1				
				2*	1	1	1	1
NAS 11 NAV DST	NORTH ISLAND	R4Q 1	A8	1	1	1	1	1
		R4D 5 6	A8		1	1	1	1
(INCLUDING BAMR)		R4Y 1	A8	1	1	1	1	1
		UF 1	A8	1				
		TV 2	A6	3	3	3	3	3
		SNB 5	A6	4	3	3	2	2
		HOK 1	A8		2	2		
		HRS 3	A8				2	2
				10*	11	11	10	10
NAF 11 NAV DST	LITCHFLD PRK	R4D 6	A8		1	1	1	1
		SNB 5	A6	1	1	1	1	1
				1*	2	2	2	2
NAS 11 NAV DST	MIRAMAR	R4D 8	A8	1	1	1	1	1
		TV 2	A6	3	3	3	3	3
		SNB 5	A6	2	2	2	1	1
		HUP 2	A8	1	1	1	1	1
				7*	7	7	6	6

[redacted]

DECLASSIFIED

TABLE 2 LOCATION OF AIRCRAFT INVENTORY AND PLANNED OPERATING ASSIGNMENTS

BY COMMAND AND UNIT

NABS UNIT	LOCATION	MODEL	INVENTORY STATUS	INVENTORY NO. ON BOARD	PLANNED ASSIGNMENTS 31 MAR 1959	30 JUN 1959	30 SEP 1959	31 DEC 1959
NAS 11 NAV DST	POINT MUGU	TV 2	A6	1				
		TV 2	A8		1	1	1	1
		SNB 5	A6	4	5	6	6	6
		SNB 4	A6	1	1			
		HUP 2	A8	2	2	2	2	2
				8*	9	9	9	9
NAAS 11 NAVDST	BROWN FIELD	SNB 5	A6	1	1	1	1	1
				1*	1	1	1	1
NAAS 11 NAVDST	REAM FLD	JRB 6	A6	1	1	1	1	1
				1*	1	1	1	1
TWELFTH NAVAL DISTRICT								
NAS 12 NAV DST	ALAMEDA	AD 5	A8	1	1			
		R4Q 1	A8	1	1	1	1	1
		R4D 8	A8	2	2	2	2	2
		UF 1	A8	1	1	1	1	1
		TV 2	A6	4	4	4	4	4
		SNB 5	A6	2	2	2	2	2
		SNB 5P	A8	1	1	1	1	1
		HUP 2	A8	1	1	1	1	1
				13*	13	12	12	12
NAAS 12 NAVDST	FALLON	AD 5	A8	1				
		R5D 3	A8	1	1	1	1	1
		R4D 6	A8	2				
		TV 2	A6	1	1	1	1	1
		HO4S 3	A8	2	2	2	2	2
				7*	4	4	4	4
NAS 12 NAV DST	MOFFETT FLD	TV 2	A6	3	3	3	3	3
		SNB 5	A6	5	5	5	5	5
		HUP 2	A8	1	2	2	2	2
				9*	10	10	10	10
NAF 12 NAVDST	MONTEREY	AD 5	A4	3				
		AD 5	A6		3	3	3	3
		AD 4B	A4	1				
		AD 4B	A6		1	1	1	1
		JRB 6	A6	7	7	6	3	3
		SNB 5	A6	17	18	20	22	22
		SNB 4	A6	3	1			
		T 28B	A6	1	9	11	11	11
		R4D 7	AM	1				
		R4D 7	A4		1	1	1	1
		HUP 2	AQ	1				
		HUP 2	A8		1	1	1	1
				34*	41	43	42	42
THIRTEENTH NAVAL DISTRICT								
NAS 13 NAV DST	WHDBY ISLAND	R4D 8	A8	1	1	1	1	1
		UF 1	A2	1				
		UF 1	A8		1	1	1	1
		SNB 5	A6	1	1	1	1	1
		SNB 5P	A8	1	1	1	1	1
		HO4S 3	A2	2				
		HO4S 3	A8		2	2	2	2
				6*	6	6	6	6
POTOMAC RIVER NAVAL COMMAND								
NAS ANACOSTIA	ANACOSTIA	R5D 2 3	A8		1	1	1	1
		R5D 5	A8	1				
		R5D 4R	A8	1	1	1	1	1
		R5D 3Z	A8	1				
		R5D 2Z	A8	1				
		R4D 8	A8	1				
		R4Y 2	A8		1	1	1	1
		R4Y 1	A8	4	3	3	3	3
		R4Y 1Z	A8	1	1	1	1	1
		TV 2	AO	1				
		TV 2	A6	4	4	8	8	8
		JRB 6	A6	15	15	15	14	11
		SNB 5	A6	43	41	41	42	45
		SNB 5P	A6	2				
		SNB 5P	A8		2	2	2	2
		T 28B	A6	11	11	11	11	11
				86*	80	84	84	84
NAF	DAHLGREN	SNB 5	A6		1	1	1	1
		SNB 5	A8	1				
				1*	1	1	1	1
NAS PTXNT RIV	PTXNT RIVER	UF 1	A2	1				
		UF 1	A8		1	1	1	1
		TV 2	AO	2				
		TV 2	A6		2	2	2	2
		SNB 5	A2	1				
		SNB 5	A6	2	2	2	2	2
		HUP 2	A2	1				
		HUP 2	A8		1	1	1	1
				7*	6	6	6	6
SEVERN RIVER NAVAL COMMAND								
NAF ANNAPOLIS	ANNAPOLIS	UF 1	A3	1	12	12	12	11
		UF 1	A6	7				
		UF 1T	A6	4				
		N3N 3	AL	35				
		N3N 3	Y	1				
		HUP 2	A8	1	1	1	1	1
				49*	13	13	13	12
BUAER INSPECTORS AND REPRESENTATIVES								
BAGR CEN DIST	DAYTON	R4D 5 6	A8		1	1	1	1
		R4D 5	A8	1				
		SNB 5	A6	2				
		SNB 5	A8		2	2	2	2
				3*	3	3	3	3
BAGR WSTRN DST	LOS ANGELES	R4D 8	A8	1	1	1	1	1
		SNB 5	A8	1	1	1	1	1
				2*	2	2	2	2
BAR AKRON	AKRON	SNB 5	A8	1	1	1	1	1
				1*	1	1	1	1
BAR BALTIMORE	BALTIMORE	JRB 6	A8	1	1	1	1	
		SNB 5	A8					1
				1*	1	1	1	1
BAR BURBANK	BURBANK	SNB 5	A8	1	1	1	1	1
				1*	1	1	1	1
BAR EST HRTFRD	EST HARTFORD	SNB 5	A8	1	1	1	1	1
				1*	1	1	1	1
BAR EL SEGUNDO	EL SEGUNDO	SNB 5	A8	1	1	1	1	1
				1*	1	1	1	1
BAR INDIANPLIS	INDIANAPOLIS	SNB 5	A8	1	1	1	1	1
				1*	1	1	1	1
BAR ST LOUIS	ST LOUIS	SNB 5	A8	1	1	1	1	1
				1*	1	1	1	1
BAR TETERBORO	TETERBORO	SNB 5	A8	1				
				1*				
MARINE CORPS BASES AND AIR STATIONS								
MCAAS	MOJAVE	R4D 5	A8	1				
		SNB 5	A6	2				
		HOK 1	A8	2				
				5*				
MCAS	YUMA	R4D 8	A8	1	1	1	1	1
		TV 2	A6		2	2	2	2
		SNB 5	A6		1	1	1	1
		HOK 1	A8		2	2		
		HRS 3	A8				2	2
				1*	6	6	6	6
MCAS SO&ES	EL TORO	R5D 2 3	A8		1	1	1	1
		R4D 8	A8	2	2	2	2	2
		TV 2	A6	3	3	3	3	3
		JRB 6	A6	1				
		SNB 5	A6	3	4	4	4	4
		SNB 5	A8	1				
		HOK 1	A8	1	1	1	1	
		HRS 3	A8	1	1	1	1	2
				12*	12	12	12	12
MCAS SO&ES	CHERRY POINT	AD 5	A6	1				
		R5D 3	AO	1				
		R5D 3	A8	1	2	2	2	2
		R4Q 1	A8	1				
		R4D 8	A8	2	2	2	2	2
		R4D 5 6	A8		1	1	1	1
		R4D 6	A8	1				
		TV 2	AO	1				
		TV 2	A6	3	3	3	3	3
		SNB 5	A6	3	2	2	2	2
		HOK 1	A6	1				
		HOK 1	A8		1	1	1	
		HRS 3	A8				1	2
		HRS 1	A6	1				
		HRS 1	A8	1	1	1		
				17*	12	12	12	12
MCAS H&HS	MIAMI	SNB 5	A6	1				
				1*				

TOTAL PROGRAM & NON-PROGRAM AIRCRAFT

DECLASSIFIED

TABLE 2 LOCATION OF AIRCRAFT INVENTORY AND PLANNED OPERATING ASSIGNMENTS

BY COMMAND AND UNIT

NABS UNIT	LOCATION	MODEL	INVENTORY STATUS	INVENTORY NO. ON BOARD	PLANNED ASSIGNMENTS 31 MAR 1959	30 JUN 1959	30 SEP 1959	31 DEC 1959
MCAS AES 12	QUANTICO	AD 6	A6	3				
		AD 6	A8		6	6	6	6
		AD 5	A6	4				
		AD 5	A8		4	4	4	4
		AD 4B	A6	8				
		AD 4B	A8		4	4	4	4
		R4D 8	A8	2	2	2	2	2
		JRB 6	A6	3	3	1	1	1
		SNB 5	A6	9	9	6	6	6
		SNB 5P	A6	1				
		SNB 5P	A8		1	1	1	1
		T 34B	A3	18				
		T 34B	A6		18	9	9	
				48*	47	33	33	24
MCAF	NEW RIV JAX	R4D 6	A8		1	1	1	1
		R4D 5	A8	1				
		JRB 6	A6	1	1	1	1	1
		SNB 5	A6	4	4	4	4	4
		SNB 4	A6	1				
				7*	6	6	6	6
MCAF	SANTA ANA	SNB 5	A6	2	2	2	2	2
				2*	2	2	2	2
HQ MC FLT SECT	ANACOSTIA	R4D 8	A8	2	2	2	2	2
		R4Y 2	A8	1	1	1	1	1
		TV 2	A6	2	2	2	2	2
		SNB 5	A6	5	5	5	5	5
		T 28B	AO	1				
		T 28B	A6	6	7	7	7	7
				17*	17	17	17	17
MCAAS	BEAUFORT	R4D 5 6	A8		1	1	1	1
		R4D 5	A8	2				
		TV 2	A6	2	2	2	2	2
		SNB 5	A6		1	1	1	1
		SNB 5	A8	1				
		HRS 3	A8	2	2	2	2	2
				7*	6	6	6	6
PROGRAM OPERATING				502	457	439	432	421
OPERATIONAL POOL				2				
TOTAL PROGRAM				504				
NON PROGRAM								
TOTAL INVENTORY				504				

NATRA

NAVAL AIR BASIC TRAINING COMMAND

NABS UNIT	LOCATION	MODEL	INVENTORY STATUS	INVENTORY NO. ON BOARD	PLANNED ASSIGNMENTS 31 MAR 1959	30 JUN 1959	30 SEP 1959	31 DEC 1959
BTG 7	MEMPHIS	S2F 1T	A3	1				
		T2V 1	A3	58	53	53	53	53
		T2V 1	G9	1				
		SNB 5	A6	2	1	1	1	1
		T 28B	A3	45				
		T 28B	A6	2	2	2	2	2
				109*	56	56	56	56
NAAS NABTC	SAUFLEY FLD	T2V 1	A6		4	4	4	4
		TV 2	A6	6				
		TT 1	A3	9	9	10	10	10
		SNB 5	A6	4	3	3	3	3
		T 34B	AL	1				
		T 34B	A3	168	185	185	175	175
		T 34B	B	21				
		T 28B	A6	12	8	8	8	8
		T 28C	A3	58				
				279*	209	210	200	200
NAAS NABTC	WHITING FLD	T2V 1	A4	6				
		T2V 1	A6		6	6	6	6
		SNB 5	A6	5	5	5	5	5
		T 28B	AL	14				
		T 28B	AO	1				
		T 28B	A3	144	226	226	226	226
		T 28B	A6	5	6	6	6	6
		T 28B	G6	1				
		T 28B	HO	1				
		T 28C	AL	29				
		T 28C	A3	148	183	175	175	175
		T 28C	EJ	6				
				360*	426	418	418	418
NAS NABTC (INCLUDING BAMR)	PENSACOLA	F11F 1	A4	7	6	6	6	6
		AD 5	A3		1	1		
		AD 5	A8	1				
		S2F 1T	A6	1				
		R5D 2 3	A8		1	1	1	1
		R5D 2	A8	1				
		R5D 4R	A8	2	1	1	1	1
		R5D Z	A8		1	1	1	1
		R5D 3Z	A8	1				
		R4Q 1	A8	1	1	1	1	1
		R4D 8	A8	3	3	3	1	1
		R4Y 1	A8	1	1	1	1	1
		UF 1 1T	A8		2	2	2	2
		UF 1	A8	2				
		T2J 1	A4		5	18	18	18
		T2V 1	AL	7				
		T2V 1	A3	31	24	8	8	8
		T2V 1	A4	15				
		T2V 1	A6	5	6	6	6	6
		T2V 1	G9	2				
		F9F 8T	A4	1	1	1	1	1
		F9F 8T	A6	1				
		SNB 5	A3	30	36	36	36	36
		SNB 5	A4		2	2	2	2
		SNB 5	A6	10	10	10	10	10
		SNB 5	A8	5	10	10	10	10
		SNB 5P	A8	1	1	1	1	1
		T 34B	A4	2	8	8	8	8
		T 28B	AM	2				
		T 28B	A3	9				
		T 28B	A4	15	20	20	20	20
		T 28B	A6	9	8	8	8	8
		T 28C	A3	4				
		T 28C	A4	4				
		T 28C	A6	1				
		HO4S 3	A8	3	3	3	3	3
		HO4S 3	Y	1				
				178*	151	148	145	145

DECLASSIFIED

TABLE 2 LOCATION OF AIRCRAFT INVENTORY AND PLANNED OPERATING ASSIGNMENTS

BY COMMAND AND UNIT

NATRA UNIT	LOCATION	MODEL	INVENTORY STATUS	INVENTORY NO. ON BOARD	PLANNED ASSIGNMENTS 31 MAR 1959	30 JUN 1959	30 SEP 1959	31 DEC 1959
HTG 1	ELLYSON FLD	SNB 5	A6	3	3	3	3	3
		T 28B	A6	2	2	2	2	2
		HO4S 3	AM	1				
		HO4S 3	A4	13	14	14	4	4
		HRS 3	AM	1				
		HRS 3	A4	8	8			
		HRS 3	B	1				
		HUP 3	A4			9	19	19
		HUP 2	AM	1				
		HUP 2	A4	18	17	16	16	16
		HTL 7	AM	1				
		HTL 7	A4	13	14	14	14	14
		HTL 7	B	1				
		HTL 6	A4	25	25	25	25	25
		HTL 5	AM	3				
		HTL 5	A4	1				
		HTL 5	B	1				
				93*	83	83	83	83
ZTG 1	GLYNCO	SNB 5	A3	4	4	4	4	4
		SNB 5	A6	2	2	2	2	2
		T 28B	A6	2	2	2	2	2
		ZS2G 1	A3	2	2	2	2	2
		ZSG 4	A3	2	2	2	2	2
		ZSG 4	B	1				
				13*	12	12	12	12
CVS 36ANTETAM	PENSACOLA	S2F 1T	A6	1				
		SNB 5	A6		1	1	1	1
				1*	1	1	1	1
NAVAL AIR ADVANCED TRAINING COMMAND								
NAAS NAATC	KINGSVILLE	F11F 1	A4	13				
		F11F 1	G9	4				
		F9F 8	AL	2				
		F9F 8	A3	7				
		F9F 5	AL	14				
		F9F 5	A3	70	24			
		F9F 5	EJ	7				
		F9F 8B	AL	11				
		F9F 8B	A3	33	40	64	64	64
		S2F 1	A3	4				
		S2F 1	G5	4				
		S2F 1T	A3	21	40	40	40	40
		S2F 1T	G5	1				
		S2F 1T	G9	1				
		R4D 6	A8		1	1	1	1
		R4D 5	A8	1				
		TV 2	A3	5				
		F9F 8T	AL	2				
		F9F 8T	A3	46	54	54	54	54
		SNB 5	A6	2	2	2	2	2
		HO4S 3	A8	3	3	3	3	3
				251*	164	164	164	164
NAS NAATC	CRPS CHRISTI	AD 6	AL	6				
		AD 6	A3	12	24	24	24	24
		AD 5	A3	5	6	6	6	6
		AD 4NA	A3	4				
		AD 4	AL	1				
		AD 4	A3	15				
		S2F 1	A3	17				
		S2F 1	G5	3				
		S2F 1	G9	1				
		S2F 1T	A3	22				
		S2F 1T	G5	7				
		S2F 1T	G9	3				
		S2F 1 1T	A3		45	45	45	45
		P2V 4	AL	1				
		P2V 4	A3	3	6	6	6	6
		P2V 3	A3	11	9	9	9	9
		P2V 2	A3	7	5	5	5	5
		P5M 1	AL	2				
		P5M 1	A3	7	10	10	9	9
		R5D 2	A8	1	1	1	1	1
		R5D 4R	A8		1	1	1	1
		R5D 2	A8		1	1	1	1
		R5D 1Z	A8	1				
		R4Q 1	A8	1	1	1	1	1
		R4D 8	A8		2	2	1	1
		TV 2	A6	8				
		F9F 8T	A6		2	2	2	2
		SNB 5	A3	49	55	55	55	55
		SNB 5	A6	5	6	6	6	6
		SNB 5P	A8	1	1	1	1	1
		R4D 7	A5	3	3	3	3	3
		HO4S 3	A8	2	2	2	2	2
				198*	180	180	178	178
NAAS NAATC	CHASE	F9F 8	AL	3				
		F9F 8	A3	18	40	50	50	50
		F9F 8B	AL	2				
		F9F 8B	A3	82	79	73	73	73
		F9F 8B	G6	1				
		R4D 8	A8	1				
		R4D 5	A8		1	1	1	1
		F9F 8T	AL	1				
		F9F 8T	A3	60	53	53	53	53
		SNB 5	A6	2	2	2	2	2
		HO4S 3	A8	2	2	2	2	2
				172*	177	181	181	181
JTTU	OLATHE	F11F 1	A4	4	20	20	20	20
		F11F 1	G9	2				
		F9F 8	A4	2				
		F9F 8B	AM	4				
		F9F 8B	A4	12				
		F9F 8T	A4	9	9	9	9	9
		SNB 5	A6	1	1	1	1	1
				34*	30	30	30	30
NAS NAATC	MEMPHIS	TV 2	A6	1				
				1*				
NAAS NAATC	PORT ISABEL	SNB 5	A8	1	1	1	1	1
		HO4S 3	A8	2	2	2	2	2
				3*	3	3	3	3
NAVAL AIR TECHNICAL TRAINING COMMAND								
NATECHTRAU	LAKEHURST	R4D 7	A4	1	1	1	1	1
				1*	1	1	1	1
NATECHTRAU	OLATHE	TV 2	A5	5				
		SNB 5	A5	4	4	4	4	4
		T 34B	A5	7	10	10	10	10
		T 34B	B	2				
				18*	14	14	14	14
NATECHTRAU	PENSACOLA	F9F 8P	A4		6	4	4	4
		F9F 6P	A4	6				
		F9F 6P	B	1				
		SNB 5P	A4		8	8	8	8
		SNB 5P	A5	8				
		T 28B	A6	2				
				17*	14	12	12	12
NATECHTRAU	PHILADELPHIA	SNB 5	A6	1	1	1	1	1
				1*	1	1	1	1
NATECHTRACEN	NORMAN	SNB 5	A6	2	2	2	2	2
				2*	2	2	2	2
NAS	GLYNCO	R4D 8	A8	1	1	1	1	1
		SNB 5	A8	6	6	6	6	6
		SNB 5	B	1				
		HO4S 3	A8	1	1	1	1	1
				9*	8	8	8	8
NAVCICOFFSCOL	GLYNCO	F2H 4	AM	1				
		F2H 4	A4	9	26	20	20	20
		F2H 3	A4	31	18	22	22	22
		AD 5N	A4	3	8	8	8	8
		WV 2	A4	6	6	6	6	6
		T2V 1	A4	3	3	3	3	3
				53*	61	59	59	59
NAS	MEMPHIS	R4D 8	A8	2	2	2	2	2
		R4Y 1	A8	1	1	1	1	1
		TV 2	A6	2	4			
		TV 2	B	1				
		SNB 5	A6	9	10	10	10	10
		SNB 5P	A6	1	1	1	1	1
		T 28B	A6	2	3	3	3	3
		T 28B	Y	1				
		HO4S 3	A8	1	1	1	1	1
				20*	22	18	18	18
PROGRAM OPERATING				1736	1615	1601	1586	1586
OPERATIONAL POOL				77				
TOTAL INVENTORY				1813				

TOTAL PROGRAM & NON-PROGRAM AIRCRAFT

DECLASSIFIED

TABLE 2 LOCATION OF AIRCRAFT INVENTORY AND PLANNED OPERATING ASSIGNMENTS

BY COMMAND AND UNIT

NART UNIT	LOCATION	MODEL	INVENTORY STATUS	INVENTORY NO. ON BOARD	PLANNED ASSIGNMENTS 31 MAR 1959	30 JUN 1959	30 SEP 1959	31 DEC 1959
USNR AIRCRAFT FOR RESERVE TRANS POOL								
NAS NRT TRS PL	GLENVIEW	AD 5	A4		1	1	1	1
		AD 5	A8	1				
		R5D 4R	A4		2	2	2	2
		R5D 4R	A8	2				
		R5D 4R	G6	1				
		R4D 8	A4		1	1	1	1
		R4D 8	A8	1				
		R4Y 1	A4		1	1	1	1
		R4Y 1	A8	1				
		SNB 5	A4		1	1	1	1
		SNB 5	A8	1				
				7*	6	6	6	6
U S NAVAL RESERVE AIRCRAFT								
NARTU	ANACOSTIA	AD 6	A4	8	8			
		AD 5	A4	7	5	8	10	11
		AD 5N	A4	1	1	3	3	2
		S2F 1	A4	9	9	9	9	9
		P2V 5F	A4	4	5	5	5	5
		R4D 8	A4	1	2	2	2	2
		R4D 5 6	A4		1	1	1	1
		R4D 5	A4	1				
		R4D 6R	A4	1	1	1	1	1
		SNB 5	A4	4	3	5	5	5
				36*	35	34	36	36
NAS NART	ATLANTA	F9F 6	A4		16	16	16	16
		AD 6	A4	11	5			
		AD 6	A9	1				
		AD 5	A4	8	2			
		AD 5N	A4	1	1			
		P2V 5F	A4	4	5	5	5	5
		R4D 8	A4	2	2	2	2	2
		R4D 5 6	A4		1	2	2	1
		R4D 5	A4	1				
		TV 2	A4		3	6	6	6
		SNB 5	A4	2	1	1	1	1
				24*	36	32	32	31
NAS NART	COLUMBUS	FJ 3	A4	17	29			
		FJ 3	G9	1				
		FJ 2	A4	8				
		P2V 5	A4	5	4			
		R5D 2 3	A4		3			
		R5D 2	A4	1				
		TV 2	A4	4	3			
		TV 2	G5	1				
		SNB 5	A4	2	3			
		HUP 2	A4	2	4			
				41*	46			
NAS NART	DALLAS	F9F 6	A4	8				
		FJ 3	A4		13	13	15	20
		FJ 3M	A4	25	19	19	17	12
		FJ 3M	G5	6				
		FJ 3M	G9	3				
		P2V 4	A4	5	5	5	5	4
		R5D 2 3	A4		2	2	2	2
		R5D 2	A4	2				
		R5D 4R	A4		1	1	1	1
		R4D 5 6	A4			1	1	1
		TV 2	A4	5	5	6	6	6
		SNB 5	A4	3	2	3	3	3
		SNB 5P	A4	1				
		SNB 5P	A8		1	1	1	1
		HUP 2	A4	4	4	5	5	5
		HTL 5	A4	1				
				63*	52	56	56	55
NAS NART	DENVER	F9F 6	AM	1				
		F9F 6	A4	19	20			
		P2V 6	A4	1				
		P2V 6 6F	A4		3			
		P2V 5F	A4	3				
		R5D 2 3	A4		2			
		R5D 3	A4	1				
		R4D 5 6	A4		1			
		R4D 6	A4	1				
		TV 2	A4	3	1			
		SNB 5	A4	4	3			
				33*	30			
NAS NART	GLENVIEW	F9F 8	A4				20	23
		F9F 6	A4	23	22	16		
		AD 5	A4		1	1	1	1
		S2F 1	A4	10	10	10	10	9
		P2V 6 6F	A4			10	10	10
		P2V 5F	A4	4	6			
		P2V 5JF	A4		1	1		
		R5D 2 3	A4		1	2	2	2
		R5D 5	A4		1	1	1	1
		R5D 3	A4	2				
		R5D 4R	A4		2	2	2	2
		R4D 8	A4		1	1	1	1
		R4Y 1	A4		1	1	1	1
		TV 2	AM	1				
		TV 2	A4	5	3	4	4	
		F9F 8T	A4		5	6	6	6
		SNB 5	A4	5	4	5	5	5
		SNB 5P	AM	1				
		SNB 5P	A8		1	1	1	1
		HSS 1	AM	1				
		HSS 1	A4	3	4	5	5	5
				55*	63	66	69	67
NAS NART	GROSSE ILE	AD 5	AM	3				
		AD 5	A4	11	12	8	10	11
		AD 5N	A4	1	1	4	4	3
		S2F 1	A4	9	9	9	8	8
		P2V 5F	AM	1				
		P2V 5F	A4	4	5	5	5	5
		R5D 2 3	A4			2	2	2
		R4D 8	A4	3	3	3	3	3
		UF 1	A8	1	1	1	1	1
		SNB 5	A4	4	3	4	4	4
		HUP 2	AM	2				
		HUP 2	A4	3	4	5	5	5
				42*	38	41	42	42
NARTU	JACKSONVILLE	F9F 6	A4	16				
		F9F 8B	A4		16	16	16	16
		S2F 1	A4	8	9	10	9	9
		S2F 1	G9	1				
		P2V 5F	A4	4	5	5	5	5
		R5D 2 3	A4		1	1	1	1
		R5D 2	A4	1				
		R5D 4R	A4		1	1	1	1
		R4D 5 6	A4			1	1	1
		TV 2	A4	2	3			
		F9F 8T	A4			2	2	2
		SNB 5	A4	2	1	1	1	1
				34*	36	37	36	36
NARTU	LAKEHURST	S2F 1	A4	8	9	9	9	8
		SNB 5	A4	1	1	1	1	1
		HUP 2	A4	3	4	4	4	4
		ZSG 4	A4	2	2	2	2	2
				14*	16	16	16	15

TOTAL PROGRAM & NON-PROGRAM AIRCRAFT

DECLASSIFIED

TABLE 2 LOCATION OF AIRCRAFT INVENTORY AND PLANNED OPERATING ASSIGNMENTS

BY COMMAND AND UNIT

NART UNIT	LOCATION	MODEL	INVENTORY STATUS	INVENTORY NO. ON BOARD	PLANNED ASSIGNMENTS 31 MAR 1959	30 JUN 1959	30 SEP 1959	31 DEC 1959
NAS NART	LOS ALAMITOS	F9F 6	A4	41	48	48	32	26
		F9F 8B	A4				16	22
		S2F 1	A4	27	26	27	26	26
		S2F 1	G9	1				
		P2V 5F	A4	8	7	9	9	8
		P2V 5JF	A4	2	1	1	1	
		R5D 2 3	A4		3	3	3	3
		R5D 3	A4	1				
		R5D 2	A4	1				
		TV 2	A4	6				
		F9F 8T	A4		5	7	7	7
		SNB 5	A4	6	4	5	5	5
		R4D 5S6S	A4		1	1	1	
		R4D 5S	A4	1				
		HSS 1	A4	4	4	4	4	4
				98*	99	105	104	101
NARTU	MEMPHIS	F9F 6	A4	16	16	16	16	16
		P2V 4	A4	5	5	5	5	5
		P2V 4	H5	1				
		R5D 2 3	A4		2	2	2	2
		R5D 5	A4			1	1	1
		R5D 3	A4	1				
		R5D 3	G5	1				
		R4D 5 6	A4		1	1	1	1
		R4D 6	A4	1				
		TV 2	A4	2	3	6	6	6
		SNB 5	A4	1	1	1	1	1
				28*	28	32	32	32
NARTU	MIAMI	F9F 6	A4	1				
		FJ 3	A4	14	16			
		P2V 6	A4	6				
		P2V 6 6F	A4		5			
		R5D 2 3	A4		1			
		R5D 5	A4		1			
		R5D 2	A4	2				
		TV 2	A4	2	2			
		SNB 5	A4	2	1			
		HSS 1	A4	3	3			
				30*	29			
NAS NART	MINNEAPOLIS	F9F 5	A4	15	16			
		AD 5	A4	2	4	7	8	10
		AD 5N	A4	1	1	5	5	4
		S2F 1	A4	9	9	9	8	8
		P2V 4	AM	2				
		P2V 4	A4	7	10	10	8	8
		R5D 2 3	A4		2	2	2	2
		R5D 5	A4		1	1	1	1
		R5D 3	A4	1				
		R5D 2	A4	1				
		TV 2	A4	2	3			
		SNB 5	A4	4	2	2	2	2
		HUP 2	A4	2	4	5	5	5
				46*	52	41	39	40
NAS NART	NEW ORLEANS	F9F 6	A4	12				
		F9F 6	B	1				
		F9F 6	G5	1				
		F9F 8B	A4		16	16	16	16
		S2F 1	A4	10	9	10	9	9
		R4D 8	A4	1	1	2	2	2
		R4D 5 6	A4		2	2	2	2
		R4D 6	A4	1				
		R4D 5	A4	1				
		UF 1	A8	1	1	1	1	1
		TV 2	A4	3	2	5	5	5
		SNB 5	A4	3	2	2	2	2
		HSS 1	A4	2	3	4	4	4
				36*	36	42	41	41
NAS NART	NEW YORK	FJ 3	A4	34	32	32	32	32
		FJ 3	G9	1				
		S2F 1	A4	13	18	18	17	17
		S2F 1	G9	5				
		P2V 6M	A4	8	10	10	10	10
		P2V 6M	EJ	1				
		R5D 2 3	A4		2	2	2	2
		R5D 2	A4	1				
		R5D 4R	A4		1	1	1	1
		R5D 4R	G6	1				
		TV 2	A4	5	5	6	6	6
		SNB 5	A4	5	5	6	6	6
		SNB 5	A8	2				
		HSS 1	A4	3	4	5	5	5
		HRS 1	A4	2	2	2	1	
				81*	79	82	80	79
NAS NART	NIAGARA FLS	FJ 2	A4	18	16			
		FJ 2	G6	1				
		P2V 6M	A4	5	5			
		R4D 8	A4	1	1			
		R4D 5 6	A4		2			
		R4D 6	A4	2				
		TV 2	A4	2	2			
		SNB 5	A4	1	1			
		HUP 2	A4	2	4			
				32*	31			
NARTU	NORFOLK	AD 5	A4	12	11	10	10	10
		AD 5N	A4		1			
		S2F 1	A4	10	10	10	9	9
		R5D 2 3	A4		1	1	1	1
		R5D 5	A4			1	1	1
		R5D 3	A4	1				
		R4D 5 6	A4		1	1	1	1
		R4D 5	A4	1				
		SNB 5	A4	2	1	1	1	1
				26*	25	24	23	23
NAS NART	OAKLAND	F2H 4	A4		3	3	3	3
		F2H 3	A4	20	29	30	24	18
		S2F 1	A4	15	18	18	17	17
		P2V 5F	A4	7	7	8	8	8
		P2V 5JF	A4	2	2	2	1	
		R5D 2 3	A4		2	2	2	2
		R5D 2	A4	1				
		R5D 4R	A4	1	1	1	1	1
		TV 2	AM	1				
		TV 2	A4	7	5	6	6	6
		SNB 5	A4	4	1	2	2	2
		SNB 5P	A8	1	1	1	1	1
		HSS 1	A4	3	4	4	4	3
		HUP 2	G5	1				
				63*	73	77	69	61

TOTAL PROGRAM & NON-PROGRAM AIRCRAFT

DECLASSIFIED

TABLE 2 LOCATION OF AIRCRAFT INVENTORY AND PLANNED OPERATING ASSIGNMENTS

BY COMMAND AND UNIT

NART UNIT	LOCATION	MODEL	INVENTORY STATUS	INVENTORY NO. ON BOARD	PLANNED ASSIGNMENTS 31 MAR 1959	30 JUN 1959	30 SEP 1959	31 DEC 1959
NAS NART	OLATHE	F9F 6	AM	6				
		F9F 6	A4	25	32	32	32	32
		P2V 6	A4	4				
		P2V 6 6F	A4		5	5	5	6
		P2V 6M	A4			5	5	5
		R5D 2 3	A4		3	3	3	3
		R5D 3	A4	1				
		R5D 2	A4	2				
		R4D 5 6	A4			1	1	1
		TV 2	A4	4	4			
		F9F 8T	A4		3	5	5	5
		SNB 5	A4	2	2	2	2	2
				44*	49	53	53	54
NAS NART	SEATTLE	AD 6	A4	7	7			
		AD 5	A4	8	4	9	10	11
		AD 5N	A4		1	3	3	2
		S2F 1	A4	9	9	10	9	9
		P2V 5F	A4	4	5	9	8	8
		P2V 5JF	A4	1	1	1		
		R5D 2 3	A4		2	2	2	2
		R5D 5	A4			1	1	1
		R5D 3	A4	1				
		R5D 3	G6	1				
		R4D 5 6	A4		1	1	1	1
		R4D 5	A4	1				
		SNB 5	A4	5	3	3	3	3
		HSS 1	A4	2	3	3	3	3
		HUP 2	A4	1				
				41*	36	42	40	40
NAS NART	SO WEYMOUTH	F9F 6	AM	1				
		F9F 6	A4	15	16	14	16	16
		F9F 6	B	1				
		S2F 1	A4	14	18	18	17	17
		S2F 1	B	1				
		S2F 1	G5	2				
		S2F 1	G9	1				
		P2V 6	AM	1				
		P2V 6M	A4	2	2			
		P2V 5F	A4	4	5	9	8	8
		R5D 2 3	A4		3	3	3	3
		R5D 3	A4	2				
		TV 2	A4	3	2	4	4	4
		SNB 5	A4	3	2	2	2	2
		HSS 1	A4	3	3	3	3	3
				53*	51	53	53	53
NAS NART	WILLOW GROVE	FJ 3	A4	25	32	32	32	32
		FJ 3	G9	1				
		AD 5	A4		1	1	1	1
		AD 5	A8	1				
		S2F 1	A4	9	10	10	9	8
		S2F 1	G9	1				
		P2V 6	A4	3				
		P2V 6F	A4	2				
		P2V 6 6F	A4		5			
		P2V 6M	A4	1				
		P2V 5	A4			4	2	
		P2V 5F	A4			5	7	8
		R5D 2 3	A4		2	3	3	3
		R5D 3	A4	1				
		R5D 2	A4	1				
		R4D 5 6	A4		1	1		
		R4D 6	A4	1				
		TV 2	A4	4	5	7	7	7
		SNB 5	A4	3	2	2	2	2
		SNB 5P	A4	1				
		SNB 5P	A8		1	1	1	1
		R4D 5S6S	A4		1	1	1	1
		R4D 6S	A4	1				
		R4D 5S	A4	1				
		HUP 2	A4	2	4	5	5	5
				58*	64	72	70	68
PROGRAM OPERATING				949	1010	911	897	880
OPERATIONAL POOL				36				
TOTAL INVENTORY				985				

DECLASSIFIED

DECLASSIFIED

TOTAL PROGRAM & NON-PROGRAM AIRCRAFT

TABLE 2 LOCATION OF AIRCRAFT INVENTORY AND PLANNED OPERATING ASSIGNMENTS

BY COMMAND AND UNIT

R&D UNIT	LOCATION	MODEL	INVENTORY STATUS	INVENTORY NO. ON BOARD	PLANNED ASSIGNMENTS 31 MAR 1959	30 JUN 1959	30 SEP 1959	31 DEC 1959
R&D AIRCRAFT								
		F8U 1	A9		5	5	5	5
		F11F 1	A9		4	4	4	4
		F9F 8	A9		4	4	4	4
		F9F 5	A9		3			
		F3H 2M	A9		2	2	2	2
		FJ 4	A9		4	4	4	4
		FJ 3	A9		5	5	5	5
		FJ 3M	A9		1	1	1	1
		FJ 2	A9		2			
		F3H 2	A9		4	4	4	4
		F3H 2N	A9		4	4	4	4
		F3D 2	A9		4	4	4	4
		F4D 1	A9		8	8	8	8
		F8U 1P	A9		2	2	2	2
		F9F 8P	A9		2	2	2	2
		F9F 6D	A9		5	5	5	5
		FJ 3D	A9		2	2	2	2
		A4D 2	A9		4	4	4	4
		A4D 1	A9		5	5	5	5
		FJ 4B	A9		2	2	2	2
		F9F 8B	A9		6	6	3	3
		A3J 1	A9					1
		A3D 2	A9		2	2	2	1
		A3D 1	A9		1	1	1	1
		AD 7	A9		2	2	2	2
		AD 6	A9		2	2	2	2
		AD 5	A9		4	4	4	3
		AD 5N	A9		2	2	1	1
		AD 5Q	A9		2	2	1	1
		AD 5W	A9		2	2	2	2
		S2F 2	A9		1	2	2	2
		S2F 1	A9		6	5	5	5
		P2V 7	A9		3	2	2	2
		P2V 6M	A9		1	1	1	1
		P2V 5F	A9		6	6	7	7
		P2V 5FD	A9		1	1	1	1
		P2V 4	A9		2	2	1	1
		P2V 3	A9		1	1		
		P2V 3B	A9		1	1		
		WV 2	A9		9	9	9	9
		R5D 2 3	A9		3	3	3	3
		R5D 4R	A9		1	1	1	1
		R4D 8	A9		4	4	4	4
		R4D 5 6	A9		6	6	6	6
		R4Y 1 2	A9		2	2	2	2
		TF 1	A9		1	1	1	1
		JD 1	A9		1	1	1	1
		JD 1D	A9		3	3	3	3
		T2J 1	A9			1	1	1
		T2V 1	A9		6	6	6	6
		TV 2	A9		1	1	1	1
		SNB 5	A9		8	8	8	8
		T 28B	A9		1	1	1	1
		R4D Q	A9		2	2	2	2
		T 28BD	A9		6	6	4	4
		HSS 1	A9		6	6	6	6
		HSS 1N	A9				2	2
		HRS 3	A9		1	1	1	1
		HUS 1	A9		1	1	1	1
		ZSG 4	A9		1	1	1	1
		ZPG 2	A9		1	1	1	1
		ZPG 1	A9		1	1	1	1
		ZPG 2W	A9		1	1	1	1
				*	183	178	171	170
NAS R&D	ANACOSTIA	R5D 4R	A9	1				
		Y/S2F 1	A9	1				
				2*				
CAA	ANCHORAGE	JRB 4	U	1				
				1*				
AMB	ATLANTIC CTY	F9F 8T	U	1				
				1*				
INM	BOSTON	F3H 2N	TR	1				
		F3D 2M	T	1				
		F3D 1	U	1				
		F4D 1	T	1				
				4*				
ONR	BOSTON	R4D 6R	T	1				
				1*				
NAOTS	CHINCOTEAGUE	F9F 8	AR	1				
		F9F 8	A9	1				
		F3D 2	AR	1				
		F3D 2M	A9	1				
		A4D 1	A9	2				
		F9F 8B	AR	1				
		A3D 1	A9	1				
		AD 5	A9	1				
		P2V 6M	A9	1				
		P2V 4	A9	1				
		SNB 5	A9	1				
		Y/F3H 2N	A9	1				
		Y/F4D 1	A9	1				
				14*				
NASA	CLEVELAND	R4D 6	U	1				
				1*				
NLO	EDWARDS AFB	F8U 1	T	1				
		F11F 1	T	1				
		F3H 2	U	1				
		F8U 1D	T	2				
		F8U 1KD	T	1				
		A4D 1	T	1				
		R4D 6	T	1				
		R4D 5	U	1				
				9*				
NPU	EL CENTRO	F3D 2	A9	2				
		A4D 1	A9	2				
		AD 5	A9	1				
		P2V 3	A9	1				
		R4D 6	A9	1				
		F9F 8T	A9	2				
		Y/F7U 3P	A9	1				
		Y/TV 2	A9	1				
				11*				
NAF R&D	CHINA LAKE	F8U 1	A9	1				
		FJ 4	A9	2				
		F3H 2N	A9	2				
		F3D 2T2	A9	2				
		F4D 1	A9	1				
		F9F 6D	AR	4				
		A4D 1	A9	1				
		F9F 8B	AR	1				
		A3D 2	A9	1				
		A3D 1	A9	1				
		AD 5	A9	1				
		P2V 3	AR	1				
		P2V 3B	AR	1				
		R4D 6	A9	1				
		R4D 5	A9	1				
		JD 1D	A9	2				
		T 28B	A9	1				
		T 28BD	A9	1				
		Y/F8U 1	A9	1				
		Y/F3D 1	A9	1				
		F9F 6K	A9	3				
		F6F 5K	A9	29				
				59*				
NASWF	KIRTLAND AFB	F3H 2N	A9	3				
		A4D 2	A9	2				
		FJ 4B	A9	1				
		A3D 2	A9	1				
		AD 5	A9	1				
		P2V 5F	A9	1				
		R4D 8	A9	1				
		F9F 8T	A9	1				
				11*				

DECLASSIFIE

[redacted]

TOTAL PROGRAM & NON-PROGRAM AIRCRAFT DECLASSIFIED

TABLE 2 LOCATION OF AIRCRAFT INVENTORY AND PLANNED OPERATING ASSIGNMENTS

BY COMMAND AND UNIT

R&D UNIT	LOCATION	MODEL	INVENTORY STATUS	INVENTORY NO. ON BOARD	PLANNED ASSIGNMENTS 31 MAR 1959	30 JUN 1959	30 SEP 1959	31 DEC 1959
NADC	JOHNSVILLE	F9F 6	A9	1				
		F8U 1P	A9	1				
		F9F 8P	A9	1				
		A4D 2	A9	1				
		A3D 1P	A9	1				
		S2F 1	A9	1				
		P2V 7	AR	1				
		P2V 7	A9	1				
		P2V 5F	AR	1				
		WV 2	A9	1				
		R4D 8	A9	1				
		T2V 1	A9	1				
		Y/F4D 1	A9	1				
		Y/HSS 1	AR	1				
		F9F 6K2	A9	1				
		F9F 6KX	AR	1				
		F6F 5K	A9	1				
				17*				
NATFSI	LAKEHURST	F3H 2M	A9	1				
		F3D 2	A9	1				
		F9F 8B	A9	1				
		AD 5	A9	1				
		AJ 2	A9	1				
				5*				
NAS	LAKEHURST	ZPG 2	A9	1				
		ZPG 1	A9	1				
				2*				
NASA	LANGLEY FLD	F8U 1	U	1				
		F11F 1	U	1				
		F9F 6	U	1				
		TV 2	U	1				
				4*				
NASA	MOFFETT FLD	F4D 1	U	1				
		R4D 6	U	1				
				2*				
MINEDEFDEVU	PANAMA CITY	HSS 1	A9	2				
		Y/HSL 1	AR	1				
		Y/HSL 1	A9	3				
		Y/HR2S 1	A9	1				
				7*				
NAMC	PHILADELPHIA	F3D 2M	A9	1				
		AD 5N	A9	1				
		TV 2	A9	1				
		T 34B	A9	1				
				4*				
NATC R&D	PTXNT RIVER	F8U 2	T	1				
		F8U 1	A9	2				
		F11F 1	A9	2				
		F9F 8	A9	1				
		F9F 6	AR	1				
		F9F 6	A9	2				
		F2H 2	A9	1				
		FJ 4	A9	1				
		FJ 3	A9	5				
		FJ 3M	A9	1				
		F3H 2	A9	3				
		F3H 2N	A9	5				
		F3D 2	T	1				
		F4D 1	A9	4				
		A4D 2	A9	1				
		A4D 1	A9	2				
		FJ 4B	A9	4				
		F9F 8B	AR	1				
		A3D 2	A9	1				
		A3D 1	A9	1				
		AD 6	A9	1				
		AD 5N	A9	1				
		AD 5W	A9	1				
		S2F 1	A9	1				
		P2V 5F	A9	2				
		P2V 4	AR	1				
		WV 2	A9	2				
		R5D 3	A9	1				
		R5D 2	A9	1				
		R4D 6	A9	1				
		R4D 5	A9	1				
		R4Y 1	A9	1				
		TF 1	A9	1				
		T2V 1	A9	4				
		F9F 8T	AR	1				
		F9F 8T	A9	1				
		SNB 5	A9	5				
		T 28B	A9	1				
		HSS 1	A9	1				
		HRS 3	A9	1				
		Y/F8U 1	A9	3				
		Y/F11F 1	A9	6				
		Y/F9F 6	AR	1				
		Y/F9F 2	A9	1				
		Y/F3D 1	AR	1				
		Y/F4D 1	A9	5				
		Y/F2H 2P	A9	1				
		Y/A4D 2	A9	2				
		Y/A4D 1	A9	1				
		Y/FJ 4B	A9	1				
		Y/PBM5S2	AR	1				
		Y/HR2S1W	A9	1				
		YF8U 2	A9	2				
		YF8U 1	A9	3				
		YF3H 2	A9	1				
		YF8U 1P	A9	2				
		YA4D 2	A9	1				
		YA3D 2	A9	1				
		YA3D 1	A9	1				
		YTT 1	A9	1				
		YHSS 1N	A9	2				
		YHUK 1	A9	2				
				109*				
USNMC R&D	POINT MUGU	F3H 2M	A9	3				
		F3H 2	A9	2				
		F3H 2	T	2				
		F3D 2M	A9	1				
		F8U 1D	T	2				
		F9F 6D	A9	6				
		FJ 3D	T	2				
		A4D 1	A9	1				
		A3D 2	T	1				
		AD 5	A9	1				
		AD 5Q	A9	2				
		AD 5W	A9	1				
		S2F 1	A9	2				
		P2V 6M	A9	1				
		WV 2	A9	3				
		R5D 3	A9	1				
		R5D 2	A9	1				
		R4D 8	A9	1				
		R4D 5	A9	1				
		JD 1	A9	1				
		JD 1D	A9	2				
		TV 2D	T	4				
		TV 2KD	T	5				
		TV 2KD	TR	1				
		T 28B	A9	3				
		T 28BD	A9	1				
		HUS 1	A9	1				
		Y/F3D 2M	A9	1				
		Y/F3D 1	A9	1				
		Y/A3D 1	A9	1				
		F9F 6K	A9	2				
		F6F 5K	A9	12				
		P4Y 2K	A9	3				
				72*				
NTDC	PRT WASHNGTN	SNB 5	A9	1				
				1*				
NATU	QUONSET PNT	F9F 6	AR	1				
		S2F 1	A9	1				
		P2V 7	G9	1				
		HSS 1	A9	1				
				4*				
INSMAT	SCHENECTADY	HSS 1	T	1				
				1*				
NADU	SO WEYMOUTH	F3D 2M	A9	1				
		F4D 1	A9	2				
		P2V 5F	A9	1				
		WV 2	A9	3				
		WV 2E	A9	1				
		R4D 8	A9	1				
		SNB 5	A9	1				
		ZPG 2	A9	1				
		ZPG 2W	AR	1				
		Y/F4D 1	A9	1				
				13*				

[redacted]

DECLASSIFIED

TOTAL PROGRAM & NON-PROGRAM AIRCRAFT

CONFIDENTIAL

TABLE 2 LOCATION OF AIRCRAFT INVENTORY AND PLANNED OPERATING ASSIGNMENTS

BY COMMAND AND UNIT

R&D UNIT	LOCATION	MODEL	INVENTORY STATUS	INVENTORY NO. ON BOARD	PLANNED ASSIGNMENTS 31 MAR 1959	30 JUN 1959	30 SEP 1959	31 DEC 1959
BUREAU OF AERONAUTICS REPRESENTATIVES								
BAR R&D	BALTIMORE	F11F 1	T	4				
		F2H 2	T	1				
		F3D 2	T	1				
		P6M 1	T	2				
		P5M 2	T	1				
				9*				
BAR R&D	BETHPAGE	F11F 1	T	4				
		F11F 1F	T	2				
		A3D 1	T	1				
		WF 2	T	6				
		S2F 1	T	3				
		TF 1	T	2				
		F9F 8T	T	1				
				19*				
BAR R&D	BLOOMFIELD	HOK 1	T	2				
		HOK 1	U	1				
		HTK 1	T	2				
		HTK 1	TR	1				
				6*				
BAR R&D	BUFFALO	F7U 3	TR	1				
		F3D 1	T	2				
		F9F 6P	T	1				
		XHO3S 2	U	1				
				5*				
BAR R&D	BURBANK	P2V 5F	T	1				
				1*				
BAR R&D	COLUMBUS	FJ 4	A9	2				
		FJ 4	T	1				
		FJ 4	TR	2				
		FJ 4B	T	2				
		A3J 1	T	2				
		AJ 1	T	1				
		T2J 1	T	5				
		T2J 1	TR	1				
		TV 2	T	1				
				17*				
BAR R&D	DALLAS	F8U 2	T	2				
		F8U 1	T	7				
		F9F 2	TR	1				
		F8U 3	T	2				
		F8U 3	TR	1				
		F3D 2M	T	1				
		F8U 1P	T	1				
		F7U 3P	T	1				
		A4D 2	TR	1				
		R4Y 1	T	1				
		TT 1	T	2				
				20*				
BAR R&D	EST HARTFORD	F9F 8T	T	1				
		HSS 1	T	5				
		HR2S 1	T	2				
				8*				
BAR R&D	EL SEGUNDO	F4D 1	T	2				
		A4D 2	T	3				
		A4D 2N	T	2				
		A4D 1	A9	1				
		A3D 2P	T	4				
		A3D 2Q	T	3				
		A3D 2	T	5				
		A3D 2	TR	1				
		A3D 1	T	1				
		T2V 1	T	1				
		XA4D 1	T	1				
				24*				
BAR R&D	FORT WORTH	HUL 1	T	1				
		HTL 7	T	2				
				3*				
BAR R&D	KANSAS CITY	F2H 2	T	1				
		F3D 2	T	1				
		T2J 1	T	2				
				4*				
BARR R&D	LITCHFLD PRK	P2V 3W	T	1				
				1*				
BAR R&D	MORTON	HUP 2S	T	2				
		HUP 1	T	2				
				4*				
BAR R&D	ST LOUIS	F3H 2	T	3				
		F4H 1	T	3				
				6*				
BAR R&D	WICHITA	T 34B	T	1				
				1*				
PROGRAM OPERATING				204	183	178	171	170
OPERATIONAL POOL				1				
TOTAL PROGRAM				205				
NON PROGRAM				278				
TOTAL INVENTORY				483				

CONFIDENTIAL

TOTAL PROGRAM & NON-PROGRAM AIRCRAFT

DECLASSIFIED

TABLE 2 LOCATION OF AIRCRAFT INVENTORY AND PLANNED OPERATING ASSIGNMENTS

BY COMMAND AND UNIT

BUAER UNIT	LOCATION	MODEL	INVENTORY STATUS	INVENTORY NO. ON BOARD	PLANNED ASSIGNMENTS 31 MAR 1959	30 JUN 1959	30 SEP 1959	31 DEC 1959
OVERHAUL & REPAIR ACTIVITIES								
O&R BUAER M&S	ALAMEDA	F8U 1	B	3				
		F11F 1	E6	1				
		F11F 1	G5	1				
		F11F 1	HO	1				
		F9F 8	NX	1				
		F9F 8	OX	1				
		F9F 6	NX	1				
		F9F 5	NX	1				
		FJ 4	D1	2				
		FJ 4	E1	1				
		FJ 4	E6	1				
		FJ 3	B	1				
		FJ 3	D1	4				
		FJ 3	E1	14				
		FJ 3	E6	2				
		FJ 3	Y	2				
		FJ 3M	E1	5				
		FJ 2	S3	1				
		F2H 2P	NX	1				
		FJ 3D	D1	3				
		FJ 3D	E1	1				
		FJ 3D	E6	1				
		F6F 5	S4	3				
		A4D 2	G7	1				
		A4D 1	E6	1				
		A4D 1	G7	8				
		A4D 1	G9	1				
		A4D 1	M7	6				
		FJ 4B	DA	1				
		FJ 4B	D1	3				
		FJ 4B	G5	1				
		FJ 4B	G7	2				
		FJ 4B	HO	1				
		F9F 8B	NX	1				
		A3D 2	D1	1				
		AD 7	B	2				
		AD 7	D1	9				
		AD 7	E1	13				
		AD 7	E6	1				
		AD 7	H7	1				
		AD 6	DA	1				
		AD 6	D1	7				
		AD 6	E1	38				
		AD 6	E6	7				
		AD 6	H7	1				
		AD 5	D1	2				
		AD 5	E1	9				
		AD 5	E6	2				
		AD 5N	DA	2				
		AD 5N	E1	6				
		AD 5N	H7	2				
		AD 5Q	B	1				
		AD 5Q	E1	1				
		AD 5Q	H7	1				
		AD 5QX	D4	10				
		AD 4Q	P4	1				
		AD 5W	D1	8				
		AD 5W	E1	3				
		AD 5W	E6	1				
		AD 5W	H7	2				
		S2F 2	EJ	1				
		S2F 1	R	6				
		P2V 7	D1	11				
		P2V 7	E1	3				
		P2V 7	H5	1				
		P2V 6	D1	1				
		P2V 6	E1	6				
		P2V 6M	D1	2				
		P2V 6M	E1	4				
		P2V 5	D1	1				
		P2V 5F	B1	2				
		P2V 5F	DA	2				
		P2V 5F	D1	10				
		P2V 5F	E1	10				
		P2V 5F	H5	1				
		P2V 5FX	D4	1				
		P2V 5FDX	D4	1				
		R4D 6	EJ	1				
		R3Y 2	M7	4				
		R3Y 2	NX	2				
		R3Y 1	M7	2				
		R3Y 1	NX	1				
		UF 1	EJ	1				
		TV 2	EJ	1				
		HOK 1	B	2				
		HRS 3	B	2				
				289*				
O&R BUAER M&S	CHERRY POINT	FJ 3	B	1				
		FJ 3	D1	11				
		FJ 3	E1	17				
		FJ 3	E6	4				
		FJ 3M	D1	6				
		FJ 3M	E1	12				
		FJ 3M	E6	1				
		F2H 4	D1	2				
		F2H 3	D1	1				
		F2H 3	E1	3				
		F3H 2	D1	3				
		F3H 2	E6	1				
		F3H 2X	D4	1				
		F3H 2X	E9	1				
		F3H 2N	B	3				
		F3H 2N	D1	1				
		F3H 2N	E6	2				
		FJ 3D	D1	1				
		FJ 3D	E6	1				
		FJ 3D2X	D4	4				
		FJ 3D2X	E4	1				
		A4D 2	F6	1				
		OE 2	D1	2				
		OE 1	D1	1				
		OE 1	E1	1				
		OE 1	E6	1				
		OE 1	MW	2				
		OE 1	MX	1				
		R4Q 1	D1	1				
				87*				
O&R BUAER M&S	CRPS CHRISTI	F11F 1	C	3				
		F9F 8	D1	8				
		F9F 8	EJ	6				
		F9F 5	OX	1				
		F9F 2	R	4				
		F9F 8B	C	3				
		F9F 8B	D1	2				
		F9F 8B	EJ	5				
		AD 4	P3	1				
		AD 4	P4	3				
		P2V 5F	B	2				
		P2V 5F	DA	3				
		P2V 5F	D1	13				
		P2V 5F	EJ	1				
		P2V 5F	S2	1				
		P2V 4	D1	5				
		P2V 4	NX	1				
		WV 3	NX	1				
		R6D 1	D3	3				
		R6D 1Z	D3	1				
		R4Q 2	DC	1				
		R4Q 2	D3	3				
		R4Q 2	EL	1				
		R4Q 1	B	1				
		R4Q 1	DC	1				
		R4Q 1	NY	1				
		T2V 1	D1	1				
		F9F 8T	EN	2				
		HO3S 1	S3	1				
				79*				

DECLASSIFIED

[redacted]

TABLE 2 LOCATION OF AIRCRAFT INVENTORY AND PLANNED OPERATING ASSIGNMENTS

BY COMMAND AND UNIT

BUAER UNIT	LOCATION	MODEL	INVENTORY STATUS	INVENTORY NO. ON BOARD	PLANNED ASSIGNMENTS 31 MAR 1959	30 JUN 1959	30 SEP 1959	31 DEC 1959
O&R BUAER M&S	JACKSONVILLE	F2H 2	NX	2				
		F2H 2	OX	1				
		FJ 3M	F6	1				
		F4D 1	D1	3				
		F4D 1	Y	1				
		F2H 2P	NX	1				
		F2H 2P	OX	1				
		F6F 5	OX	1				
		A4D 2	F6	1				
		A3D 2	D1	3				
		A3D 2	G5	2				
		A3D 1	B5	1				
		A3D 1	D1	1				
		A3D 1	E1	1				
		A3D 1	E6	1				
		AD 5N	EJ	1				
		S2F 1	D1	11				
		S2F 1	H5	1				
		P2V 5F	EN	4				
		P2V 5JF	EN	1				
		R4D 8	F1	1				
		R4D 6	B	1				
		TV 2	NX	3				
		HSS 1	B	2				
		HSS 1	D1	8				
		HSS 1	E1	4				
		HSS 1	E6	2				
		HSL 1	HP	1				
		HSL 1	Y	2				
		HOK 1	D1	6				
		HOK 1	Y	1				
		HRS 3	D1	7				
		HRS 3	E1	3				
		HRS 3X	D4	2				
		HUS 1	D1	1				
		HUS 1	H5	2				
		HUL 1	D1	3				
		HUL 1	E1	1				
		HUP 2	B1	9				
		HUP 2	D1	9				
		HUP 2	E1	1				
		HTL 6	D1	3				
		HTL 6	E1	12				
		HTL 6	E6	1				
		HTL 5	NX	1				
		HTL 4	RD	2				
				124*				
O&R BUAER M&S	LAKEHURST	HTL 4	Q1	2				
		ZS2G 1	D1	2				
		ZS2G 1	MX	3				
		ZSG 4	MX	3				
		ZSG 3	B	1				
		ZPG 2	D1	1				
				12*				
O&R BUAER M&S	NORFOLK	F8U 1	D1	3				
		F8U 1	G6	9				
		F11F 1	B	1				
		F11F 1	B5	1				
		F11F 1	C	1				
		F11F 1	D1	3				
		F11F 1	MX	1				
		F11F 1	MY	16				
		F9F 8	B5	7				
		F9F 8	E6	1				
		F9F 8	MX	19				
		F9F 7	MW	13				
		F9F 6	D4	1				
		F9F 6	MW	43				
		F9F 6	MX	3				
		F3H 2M	F6	1				
		F3D 2T2	C	1				
		F8U 1P	D1	1				
		F9F 8P	B5	3				
		F9F 8P	D1	5				
		F9F 8P	E1	4				
		F9F 6D	H5	1				
		F9F 5KD	NX	2				
		A4D 1	EN	1				
		F9F 8B	B5	8				
		F9F 8B	D1	2				
		F9F 8B	G5	1				
		F9F 8B	G7	3				
		F9F 8B	MX	3				
		F9F 8B	NX	33				
		AJ 2P	MX	2				
		AJ 2P	NX	1				
		AJ 2P	OX	1				
		AJ 2	OX	4				
		AJ 2	P4	3				
		S2F 1	F6	1				
		P2V 5F	EJ	2				
		P5M 2	EJ	8				
		P5M 2	HO	1				
		P5M 1	B	1				
		P5M 1	D1	2				
		P5M 1	MX	1				
		R5D 5	B	1				
		R5D 5X	DB	1				
		R5D 5X	D2	3				
		R5D 3	DC	2				
		R5D 3	D3	12				
		R5D 2	B	1				
		R5D 2	DC	1				
		R5D 2	D3	2				
		R5D 5RX	DB	1				
		R5D 4R	D3	1				
		R5D 5ZX	D2	1				
		JD 1	B	1				
		JD 1	DA	1				
		JD 1	D1	2				
		JD 1	E1	10				
		JD 1	E6	1				
		JD 1	NX	3				
		TV 2	C	1				
		TV 2	NX	4				
		TV 2	OX	2				
		TV 2	P4	1				
		F9F 8T	C	1				
		TV 2KD	OX	1				
		JRB 4	R	15				
		T 28B	F6	1				
		N3N 3	B	1				
		HSL 1	MZ	16				
		HUP 3	MW	48				
		HUP 3	NX	1				
		HTL 4	MW	2				
		F9F 6K	B5	12				
		F9F 6K	G7	41				
		F9F 6K	G8	1				
		F9F 6KX	B5	1				
		F9F 6KX	D4	37				
		F9F 6KX	E4	44				
		F9F 6KX	E9	5				
		F9F 6KX	MW	13				
		F6F 5K	B1	1				
				510				
O&R BUAER M&S	PENSACOLA	F9F 2	R	18				
		S2F 2	B	2				
		S2F 2	DA	4				
		S2F 2	D1	7				
		S2F 2	E1	7				
		S2F 2	E6	1				
		S2F 1	B	3				
		S2F 1	DA	3				
		S2F 1	D1	18				
		S2F 1	E1	16				
		S2F 1	E6	7				
		S2F 1T	D1	11				
		S2F 1T	E1	3				
		S2F 1TX	D4	3				
		S2F 1TX	G9	1				
		TF 1	B	2				
		TF 1	DA	1				
		TF 1	D1	3				
		UF 1	DA	1				
		UF 1	D1	7				
		UF 1	NX	2				
		UF 1T	D1	1				
		T2V 1	G6	1				
		JRB 6	E1	1				
		SNB 5	B	6				
		SNB 5	DA	2				
		SNB 5	D1	18				
		SNB 5	E1	40				
		SNB 5	E6	6				
		SNB 5P	B	2				
		SNB 5P	DA	1				
		SNB 5P	D1	4				
		T 34B	MW	115				
		T 34B	MX	32				
		T 34B	MZ	37				
		T 28B	B	3				
		T 28B	DA	1				
		T 28B	D1	13				
		T 28B	E1	12				
		T 28B	E6	2				
		T 28C	D1	10				
		T 28C	E1	13				
		T 28C	E6	1				
		SNJ 5	S4	1				
		SNJ 5C	R	29				
		T 28BD	E1	1				
		HTL 6	EJ	2				
				474*				

[redacted]

DECLASSIFIED

TOTAL PROGRAM & NON-PROGRAM AIRCRAFT

TABLE 2 LOCATION OF AIRCRAFT INVENTORY AND PLANNED OPERATING ASSIGNMENTS

BY COMMAND AND UNIT

BUAER UNIT	LOCATION	MODEL	INVENTORY STATUS	INVENTORY NO. ON BOARD	PLANNED ASSIGNMENTS 31 MAR 1959	30 JUN 1959	30 SEP 1959	31 DEC 1959
O&R BUAER M&S	QUONSET PNT	F2H 2	P4	1				
		FJ 3	EN	1				
		F3D 2T2	D1	2				
		F3D 2T2	NX	8				
		A4D 2	D1	1				
		A4D 2	E6	4				
		A4D 1	B	1				
		A4D 1	D1	1				
		A4D 1	E6	1				
		AD 7	D1	1				
		AD 6	B	2				
		AD 6	DA	6				
		AD 6	D1	28				
		AD 6	E1	8				
		AD 6	E6	6				
		AD 6	G7	2				
		AD 6	P4	2				
		AD 5	DA	2				
		AD 5	D1	8				
		AD 5	E1	11				
		AD 5	E6	3				
		AD 5	G7	3				
		AD 5N	B	1				
		AD 5N	D1	8				
		AD 5N	E1	14				
		AD 5N	E6	4				
		AD 5Q	B	1				
		AD 5W	DA	4				
		AD 5W	D1	9				
		AD 5W	E1	1				
		AD 5W	F6	2				
		AD 5W	G7	3				
		AD 5W	H7	1				
		S2F 2	EN	1				
		S2F 1	EN	2				
		HSS 1	EN	1				
		HRS 1	S3	1				
				155*				
O&R BUAER M&S	SAN DIEGO	F8U 1	D1	3				
		F8U 1	G6	8				
		F8U 1	G7	1				
		F8U 1	H5	1				
		F9F 8	EN	1				
		F3H 2M	B	4				
		F3H 2M	D1	1				
		F3H 2M	G6	2				
		F3H 2M	G9	1				
		F2H 4	DA	2				
		F2H 4	D1	1				
		F2H 3	B	1				
		F2H 3	D1	6				
		F2H 3	E1	5				
		F2H 3X	D4	1				
		F3H 2	D1	1				
		F3H 2	G6	1				
		F3H 2	G7	1				
		F3H 2X	D4	1				
		F3H 2X	G4	1				
		F3H 2N	B	6				
		F3D 2T2	P4	2				
		F3D 2Q	E1	1				
		F4D 1	DA	1				
		F4D 1	D1	2				
		F4D 1	G6	2				
		F4D 1	G9	2				
		F4D 1	HO	1				
		F4D 1	HP	1				
		F8U 1P	H7	1				
		FJ 3D2	B	2				
		F9F 2KD	NX	1				
		AD 6	B	1				
		AD 5N	EN	1				
		S2F 2	EJ	6				
		S2F 1	EJ	1				
		S2F 1	E6	1				
		TBM 3E	S4	1				
		P5M 2	B	2				
		P5M 2	DA	1				
		P5M 2	D1	8				
		P5M 2	EJ	3				
		P5M 1	B	4				
		P5M 1	E1	1				
		P5M 1	E6	1				
		R4D 8	B	1				
		R4D 5	B	1				
		TF 1	B	1				
		JD 1	EJ	1				
		TV 2	B	3				
		TV 2	DA	1				
		TV 2	E1	5				
		TV 2	G6	1				
		TV 2	NX	4				
		TV 2D	B	1				
		TV 2D	E1	1				
		TV 2D	E6	1				
		TV 2D	NX	1				
		SNB 5	EJ	7				
		SNB 5	EN	3				
		SNB 5P	EN	1				
		T 28B	EJ	6				
		T 28B	F1	1				
		HSS 1	DA	1				
		HSS 1	D1	12				
		HSS 1	HP	2				
		HSL 1	MZ	16				
		HSL 1	NY	1				
		HOK 1	EJ	3				
		HRS 3	B	3				
		HRS 3	DI	1				
		HRS 3	E1	1				
		HUL 1	EJ	1				
		HUP 2	B	1				
		HUP 2	DA	2				
		HUP 2	D1	3				
		HUP 2	E1	1				
		HUP 2	E6	1				
		YF2Y 1	MY	1				
		P4Y 2K	B	1				
		P4Y 2K	G7	5				
				192*				
AVCO MFG CORP								
AVCO	NASHVILLE	R4D 8	B	2				
		R4D 8	D1	13				
		R4D 6	B	1				
		R4D 6	D1	8				
		R4D 5	B	1				
		R4D 5	D1	3				
		R4D 5	E1	1				
		R4D 6R	D1	1				
		R4D 8Z	D1	1				
		R4D 7	D1	1				
				32*				
BUREAU OF AERONAUTICS REPRESENTATIVES								
BAR M&S	BALTIMORE	WV 2Q	G4	1				
		P5M 2	D1	1				
		P5M 2	R	1				
		P5M 1	B	2				
		P5M 1	D1	21				
		WV 2	G4	1				
		YP6M 1	V	4				
				31*				
BAR M&S	BETHPAGE	WF 2	V	1				
		S2F 1	R	4				
		UF 2	R	1				
		UF 1	G4	8				
		F9F 8T	C	5				
		F9F 8T	V	3				
				22*				
BARR M&S	BLOOMFIELD	HOK 1	D2	1				
		HUK 1	B	3				
				4*				
BAR M&S	BURBANK	P2V 7	B	1				
		P2V 7	C	1				
		P2V 7	G5	20				
		P2V 7	V	4				
		P2V 5F	G5	12				
		R7V 2	MY	1				
		T2V 1	B	6				
		T2V 1	C	2				
		T2V 1	G5	2				
				49*				
BAR M&S	COLUMBUS	FJ 4	S2	1				
		R4Y 1	C	1				
		R4Y 1	D3	4				
		T2J 1	B	9				
				15*				

DECLASSIFIED

TABLE 2 LOCATION OF AIRCRAFT INVENTORY AND PLANNED OPERATING ASSIGNMENTS

BY COMMAND AND UNIT

BUAER UNIT	LOCATION	MODEL	INVENTORY STATUS	INVENTORY NO. ON BOARD	PLANNED ASSIGNMENTS 31 MAR 1959	30 JUN 1959	30 SEP 1959	31 DEC 1959
BAR M&S	DALLAS	F8U 2	B	2				
		F8U 1	B	5				
		F8U 1	G5	41				
		F8U 1P	B	3				
		F8U 1P	G5	4				
				55*				
BAR M&S	EL SEGUNDO	F4D 1	B	3				
		F4D 1	C	7				
		F4D 1	G5	2				
		A4D 2	B	14				
		A4D 2	C	6				
		A4D 2	G5	1				
		A3D 2P	V	2				
		A3D 2Q	V	2				
		A3D 2	G5	1				
		A3D 2	V	1				
				39*				
BAR M&S	EST HARTFORD	HSS 1	EJ	1				
		HSS 1N	V	8				
		HR2S 1	G5	1				
		HR2S 1	V	5				
		HUS 1	V	10				
				25*				
BARR M&S	FORT WORTH	HSL 1	V	1				
				1*				
BAR M&S	ONTARIO	WV 2Q	DC	6				
		P2V 7	Q1	1				
				7*				
BAR M&S	ST LOUIS	F3H 2M	G5	1				
		F3H 2	B	5				
		F3H 2	C	1				
		F3H 2N	G5	2				
		F4H 1	B	1				
				10*				
MISCELLANEOUS BUAER ACTIVITIES								
POOL BUAER M&S	CHINCOTEAGUE	P2V 5F	EN	1				
				1*				
POOL BUAER M&S	KEY WEST	F3H 2N	EN	1				
				1*				
POOL BUAER M&S	MIAMI	F9F 6	Q1	1				
				1*				
POOL BUAER M&S	OAKLAND	F2H 3	G6	1				
		F2H 3	Q1	1				
				2*				
POOL BUAER M&S	OCEANA	F9F 8	EN	1				
				1*				
POOL BUAER M&S	PTXNT RIVER	FJ 3M	EN	1				
		SNB 5	C9	1				
				2*				
POOL BUAER M&S	SO WEYMOUTH	ZPG 2	EN	1				
				1*				
BUAER M&S	ACFT ON LOAN	F9F 2	U	3				
		R5D 4R	U	1				
		R4D 5	U	2				
		R4D 6R	U	24				
		R4D 5R	U	14				
		R4D 6Z	U	2				
		R4D 5Z	U	1				
		SNB 5	U	1				
		R4D 6Q	U	4				
		R4D 5Q	U	2				
		R4D 6S	U	8				
		R4D 5S	U	1				
		XF4D 1	U	1				
				64*				

BUAER UNIT	LOCATION	MODEL	INVENTORY STATUS	INVENTORY NO. ON BOARD	PLANNED ASSIGNMENTS 31 MAR 1959	30 JUN 1959	30 SEP 1959	31 DEC 1959
STORAGE FACILITIES								
STORAGE FACLTY	LITCHFLD PRK	F9F 8	MX	33				
		F9F 7	MX	35				
		F9F 6	MX	101				
		F9F 5	MX	248				
		F9F 5	MY	1				
		F9F 5	P4	7				
		F3D 2T2	MX	4				
		F4D 1	C	1				
		F4D 1	G5	7				
		F9F 8P	MX	10				
		F9F 6D	MX	2				
		F9F 2KD	MX	1				
		F9F 2KD	P4	2				
		F8F 2D	MX	5				
		F9F 8B	MX	28				
		AD 6	MX	53				
		AD 5	MX	27				
		AD 5N	MX	4				
		AD 5W	F1	3				
		AD 5W	MX	32				
		AD 5W	MY	4				
		AJ 2P	MX	1				
		AJ 2P	P4	1				
		AJ 2	MX	26				
		P2V 4	MX	10				
		P2V 3	MX	15				
		P2V 3B	MX	4				
		P2V 3W	MX	4				
		P2V 2	MX	32				
		P2V 2	P4	1				
		P2V 2	S4	1				
		P4Y 2	C	5				
		WV 2	MX	6				
		R7V 2	M7	1				
		R4Q 1	MX	6				
		R4Q 1	MY	1				
		R4D 8	MX	1				
		R4D 5	MX	2				
		R4D 5R	MX	2				
		R4D 6Z	MX	4				
		UF 1	MX	2				
		JD 1	MX	16				
		JD 1X	MX	11				
		TV 2	MX	193				
		TV 2	MY	8				
		TV 2	P4	21				
		TV 2D	MX	1				
		TV 2KD	MX	1				
		JRB 6	MX	37				
		SNB 5	MX	93				
		SNB 5	P4	1				
		T 28B	MX	62				
		SNJ 5C	R	1				
		R4D 6Q	MX	1				
		R4D 6Q	WB	3				
		R4D 5Q	MX	2				
		R4D 5Q	WB	1				
		R4D 6S	MX	9				
		R4D 5S	MX	8				
		T 28BD	MX	3				
		HTL 5	MX	3				
		HTL 5	P4	1				
		P4Y 2K	MY	6				
				1215*				
NON OPERATIONAL SUPPORT				1488				
RESERVE STOCK				1627				
TOTAL PROGRAM				3115				
NON PROGRAM				385				
TOTAL INVENTORY				3500				

TABLE 3

PROGRAM AIRCRAFT

DECLASSIFIED

SUMMARY OF ON BOARD OPERATING AIRCRAFT AND PLANNED OPERATING ASSIGNMENTS

BY MODEL

CLASS & MODEL	COMMAND	ON BOARD OPERATING INVENTORY	PLANNED ASSIGNMENTS 31 MAR 1959	30 JUN 1959	30 SEP 1959	31 DEC 1959
TOTAL	LANT	2205	2016	1987	1984	1986
	PAC	2369	2433	2442	2433	2411
	NABS	502	457	439	432	421
	NATRA	1736	1615	1601	1586	1586
	NART	949	1010	911	897	880
	R&D	204	183	178	171	170
		7965	7714	7558	7503	7454
FIGHTER JET	LANT	598	466	452	460	468
	PAC	698	727	737	731	695
	NATRA	187	140	122	122	122
	NART	360	375	271	255	246
	R&D	73	61	56	56	56
		1916	1769	1638	1624	1587
FIGHTER PROP	LANT	3				
	PAC	2				
		5				
ATTACK JET	LANT	312	344	366	364	371
	PAC	409	414	429	466	481
	NATRA	144	119	137	137	137
	NART		32	32	48	54
	R&D	29	20	20	17	17
		894	929	984	1032	1060
ATTACK PROP	LANT	238	199	178	174	172
	PAC	286	281	267	240	237
	NABS	28	20	19	19	19
	NATRA	47	39	39	38	38
	NART	78	67	60	66	67
	R&D	14	14	14	12	11
		691	620	577	549	544
ANTI SUBMARINE	LANT	131	125	125	125	125
	PAC	76	80	80	80	80
	NATRA	67	85	85	85	85
	NART	160	173	177	166	163
	R&D	5	7	7	7	7
		439	470	474	463	460
PATROL	LANT	192	198	198	197	195
	PAC	177	188	188	187	185
	NATRA	31	30	30	29	29
	NART	109	114	119	112	108
	R&D	14	15	14	12	12
		523	545	549	537	529
WARNING	LANT	49	43	43	43	43
	PAC	47	43	43	43	43
	NATRA	6	6	6	6	6
	R&D	10	9	9	9	9
		112	101	101	101	101
OBSERVATION	LANT	12	12	12	12	12
	PAC	26	26	24	24	24
		38	38	36	36	36
TRANSPORT	LANT	173	163	153	149	148
	PAC	127	134	140	140	140
	NABS	55	51	51	51	51
	NATRA	18	20	20	17	17
	NART	50	68	69	68	67
	R&D	17	17	17	17	17
		440	453	450	442	440
UTILITY	LANT	48	41	35	34	34
	PAC	57	58	50	45	45
	NABS	20	19	19	19	18
	NATRA	2	2	2	2	2
	NART	2	2	2	2	2
	R&D	5	4	4	4	4
		134	126	112	106	105
TRAINING JET	LANT	99	83	83	82	82
	PAC	103	106	112	113	113
	NABS	50	57	59	59	59
	NATRA	281	233	227	227	227
	NART	61	64	70	70	66
	R&D	11	7	8	8	8
		605	550	559	559	555
TRAINING PROP	LANT	96	88	87	85	85
	PAC	89	79	71	65	61
	NABS	286	247	229	222	212
	NATRA	850	845	837	827	827
	NART	78	55	55	55	54
	R&D	16	17	17	15	15
		1415	1331	1296	1269	1254
ROTARY WING	LANT	237	237	236	240	232
	PAC	272	297	301	299	307
	NABS	63	63	62	62	62
	NATRA	99	92	92	92	92
	NART	49	58	54	53	51
	R&D	6	8	8	10	10
		726	755	753	756	754
AIRSHIPS	LANT	17	17	19	19	19
	NATRA	4	4	4	4	4
	NART	2	2	2	2	2
	R&D	4	4	4	4	4
		27	27	29	29	29
		7965	7714	7558	7503	7454

CLASS & MODEL	COMMAND	ON BOARD OPERATING INVENTORY	PLANNED ASSIGNMENTS 31 MAR 1959	30 JUN 1959	30 SEP 1959	31 DEC 1959
FIGHTER JET						
VF DAY	LANT	266	204	192	200	212
	PAC	332	308	315	318	283
	NATRA	140	90	76	76	76
	NART	340	343	238	228	225
	R&D	29	30	25	25	25
		1107	975	846	847	821
VF AW	LANT	255	208	207	207	204
	PAC	284	343	345	341	339
	NATRA	41	44	42	42	42
	NART	20	32	33	27	21
	R&D	32	20	20	20	20
		632	647	647	637	626
VF P	LANT	48	33	33	33	33
	PAC	54	49	52	52	52
	NATRA	6	6	4	4	4
	R&D	2	4	4	4	4
		110	92	93	93	93
VF D	LANT	22	17	16	16	16
	PAC	20	22	20	16	16
	R&D	10	7	7	7	7
		52	46	43	39	39
VF KD	LANT	7	4	4	4	3
	PAC	8	5	5	4	5
		15	9	9	8	8
		1916	1769	1638	1624	1587
FIGHTER PROP						
VF DAY	LANT	3				
	PAC	2				
		5				
		5				
ATTACK JET						
VA DAY	LANT	257	278	298	290	290
	PAC	364	357	370	398	404
	NATRA	144	119	137	137	137
	NART		32	32	48	54
	R&D	22	17	17	14	14
		787	803	854	887	899
VA AW	R&D					1
						1
VA P	LANT				4	7
	PAC				5	9
	R&D	1				
		1			9	16
VA Q	LANT	1	1	1	2	3
	PAC	1	2	2	1	4
		2	3	3	3	7
VA HT	LANT				1	4
	PAC				1	4
					2	8
VA H	LANT	54	65	67	67	67
	PAC	44	55	57	61	60
	R&D	6	3	3	3	2
		104	123	127	131	129
		894	929	984	1032	1060
ATTACK PROP						
VA DAY	LANT	138	116	96	96	96
	PAC	170	170	156	136	136
	NABS	28	20	19	19	19
	NATRA	44	31	31	30	30
	NART	74	61	45	51	56
	R&D	7	8	8	8	7
		461	406	355	340	344
VA AW	LANT	42	26	25	25	25
	PAC	52	43	41	41	41
	NATRA	3	8	8	8	8
	NART	4	6	15	15	11
	R&D	4	4	4	2	2
		105	87	93	91	87
VA W	LANT	49	48	48	48	48
	PAC	52	55	57	55	56
	R&D	2	2	2	2	2
		103	105	107	105	106
VA P	LANT	6	6	6	2	
	PAC	7	9	9	4	
		13	15	15	6	
VA Q	LANT	3	3	3	3	3
	PAC	5	4	4	4	4
		8	7	7	7	7
VA H	R&D	1				
		1				
		691	620	577	549	544

DECLASSIFIED

PROGRAM AIRCRAFT

TABLE 3 SUMMARY OF ON BOARD OPERATING AIRCRAFT AND PLANNED OPERATING ASSIGNMENTS

BY MODEL

CLASS & MODEL	COMMAND	ON BOARD OPERATING INVENTORY	PLANNED ASSIGNMENTS 31 MAR 1959	30 JUN 1959	30 SEP 1959	31 DEC 1959
ANTI SUBMARINE						
VS	LANT	131	125	125	125	125
	PAC	76	80	80	80	80
	NATRA	67	85	85	85	85
	NART	160	173	177	166	163
	R&D	5	7	7	7	7
		439	470	474	463	460
		439	470	474	463	460
PATROL						
VP L	LANT	142	148	148	147	145
	PAC	113	116	116	115	113
	NATRA	22	20	20	20	20
	NART	109	114	119	112	108
	R&D	14	15	14	12	12
		400	413	417	406	398
VP S	LANT	50	50	50	50	50
	PAC	64	72	72	72	72
	NATRA	9	10	10	9	9
		123	132	132	131	131
		523	545	549	537	529
WARNING						
VW WEA	LANT	3	6	6	6	6
		3	6	6	6	6
VW AEW	LANT	46	37	37	37	37
	PAC	47	43	43	43	43
	NATRA	6	6	6	6	6
	R&D	10	9	9	9	9
		109	95	95	95	95
		112	101	101	101	101
OBSERVATIO						
VO	LANT	12	12	12	12	12
	PAC	26	26	24	24	24
		38	38	36	36	36
		38	38	36	36	36
TRANSPORT						
VR H	LANT	23	27	27	27	26
	PAC	53	62	62	62	62
	NABS	8	7	7	7	7
	NATRA	6	6	6	6	6
	NART	28	43	43	43	43
	R&D	5	4	4	4	4
		123	149	149	149	148
VR M	LANT	119	110	100	96	96
	PAC	45	45	49	49	49
	NABS	46	43	43	43	43
	NATRA	12	14	14	11	11
	NART	22	25	26	25	24
	R&D	11	12	12	12	12
		255	249	244	236	235
VR C	LANT	31	26	26	26	26
	PAC	29	27	29	29	29
	NABS	1	1	1	1	1
	R&D	1	1	1	1	1
		62	55	57	57	57
		440	453	450	442	440
UTILITY						
VU SAR	LANT	26	23	23	23	23
	PAC	24	24	20	19	19
	NABS	20	19	19	19	18
	NATRA	2	2	2	2	2
	NART	2	2	2	2	2
		74	70	66	65	64
VU TOW	LANT	22	18	12	11	11
	PAC	33	34	30	26	26
	R&D	5	4	4	4	4
		60	56	46	41	41
		134	126	112	106	105

CLASS & MODEL	COMMAND	ON BOARD OPERATING INVENTORY	PLANNED ASSIGNMENTS 31 MAR 1959	30 JUN 1959	30 SEP 1959	31 DEC 1959
TRAINING JET						
VT	LANT	95	81	81	80	80
	PAC	99	102	108	109	109
	NABS	50	57	59	59	59
	NATRA	281	233	227	227	227
	NART	61	64	70	70	66
	R&D	11	7	8	8	8
		597	544	553	553	549
VT D	LANT	3	2	2	2	2
	PAC	4	4	4	4	4
		7	6	6	6	6
VT KD	LANT	1				
		1				
		605	550	559	559	555
TRAINING PROP						
VT ME	LANT	81	74	74	74	74
	PAC	80	72	66	60	56
	NABS	200	190	184	177	176
	NATRA	158	178	178	178	178
	NART	75	53	53	53	53
	R&D	8	8	8	8	8
		602	575	563	550	545
VT SE	LANT	11	11	11	11	11
	PAC	9	7	5	5	5
	NABS	85	56	44	44	35
	NATRA	688	663	655	645	645
	R&D	6	1	1	1	1
		799	738	716	706	697
VT E	NART	3	2	2	2	1
	R&D		2	2	2	2
		3	4	4	4	3
VT NAV	NABS	1	1	1	1	1
	NATRA	4	4	4	4	4
		5	5	5	5	5
VT D	LANT	4	3	2		
	R&D	2	6	6	4	4
		6	9	8	4	4
		1415	1331	1296	1269	1254
ROTARY WING						
HS	LANT	89	87	87	87	87
	PAC	58	56	56	56	56
	NART	25	28	28	28	27
	R&D	4	6	6	8	8
		176	177	177	179	178
HO	LANT	17	13	13	13	13
	PAC	28	30	30	30	30
	NABS	14	14	14	10	8
	NATRA	28	28	28	18	18
		87	85	85	71	69
HR	LANT	36	42	38	36	33
	PAC	72	74	65	56	56
	NABS	16	13	13	17	19
	NATRA	9	8			
	NART	2	2	2	1	
	R&D	1	1	1	1	1
		136	140	119	111	109
HU	LANT	84	86	89	95	99
	PAC	113	135	148	155	165
	NABS	33	36	35	35	35
	NATRA	19	17	25	35	35
	NART	21	28	24	24	24
	R&D	1	1	1	1	1
		271	303	322	345	359
HT	LANT	11	9	9	9	
	PAC	1	2	2	2	
	NATRA	43	39	39	39	39
	NART	1				
		56	50	50	50	39
		726	755	753	756	754
AIRSHIPS						
ZP	LANT	13	13	13	13	13
	NATRA	4	4	4	4	4
	NART	2	2	2	2	2
	R&D	3	3	3	3	3
		22	22	22	22	22
ZW	LANT	4	4	6	6	6
	R&D	1	1	1	1	1
		5	5	7	7	7
		27	27	29	29	29

DECLASSIFIED

PROGRAM AIRCRAFT

TABLE 3

SUMMARY OF ON BOARD OPERATING AIRCRAFT AND PLANNED OPERATING ASSIGNMENTS

BY MODEL

CLASS & MODEL	COMMAND	ON BOARD OPERATING INVENTORY	PLANNED ASSIGNMENTS 31 MAR 1959	30 JUN 1959	30 SEP 1959	31 DEC 1959
FIGHTER JET						
VF DAY						
F8U 2	LANT			13	24	38
	PAC			8	25	42
				21	49	80
F8U 1	LANT	94	104	112	119	117
	PAC	134	158	174	174	174
	R&D	3	5	5	5	5
		231	267	291	298	296
F11F 1	LANT	32	26	18	18	18
	PAC	45	56	56	42	14
	NATRA	24	26	26	26	26
	R&D	2	4	4	4	4
		103	112	104	90	62
F9F 8	LANT	23				
	PAC	24				
	NATRA	32	40	50	50	50
	NART				20	23
	R&D	3	4	4	4	4
		82	44	54	74	77
F9F 6	NART	184	170	142	112	106
	R&D	5				
		189	170	142	112	106
F9F 5	NATRA	84	24			
	NART	15	16			
	R&D		3			
		99	43			
F3H 2M	LANT	25				
	PAC	25	14	14	14	14
	R&D	4	2	2	2	2
		54	16	16	16	16
F2H 2	R&D	1				
		1				
FJ 4	PAC	86	80	63	63	39
	R&D	5	4	4	4	4
		91	84	67	67	43
FJ 3	LANT	39	6	5	5	5
	PAC	11				
	NART	90	122	77	79	84
	R&D	5	5	5	5	5
		145	133	87	89	94
FJ 3M	LANT	53	68	44	34	34
	PACL	7				
	NART	25	19	19	17	12
	R&D	1	1	1	1	1
		86	88	64	52	47
FJ 2	NART	26	16			
	R&D		2			
		26	18			
		1107	975	846	847	821
VF AW						
F2H 4	LANT	45	30	30	30	30
	PAC	9	20	20	20	20
	NATRA	10	26	20	20	20
	NART		3	3	3	3
		64	79	73	73	73
F2H 3	LANT	1				
	PAC	26	4			
	NATRA	31	18	22	22	22
	NART	20	29	30	24	18
		78	51	52	46	40
F3H 2	LANT	48	53	59	59	59
	PAC	51	94	113	129	148
	R&D	5	4	4	4	4
		104	151	176	192	211
F3H 2N	LANT	18				
	PAC	30	32	21	15	11
	R&D	10	4	4	4	4
		58	36	25	19	15
F4H 1	LANT					1
						1
F3D 2	LANT	2				
	PAC	3				
	R&D	4	4	4	4	4
		9	4	4	4	4
F3D 2T2	LANT	18	15	14	14	14
	PAC	15	16	16	16	16
	R&D	2				
		35	31	30	30	30
F3D 2Q	LANT	9	9	9	9	7
	PAC	19	18	18	18	17
		28	27	27	27	24
F3D 2M	R&D	4				
		4				
F4D 1	LANT	114	101	95	95	93
	PAC	131	159	157	143	127
	R&D	7	8	8	8	8
		252	268	260	246	228
		632	647	647	637	626
VF P						
F8U 1P	LANT	12	10	22	30	30
	PAC	18	18	30	41	50
	R&D	1	2	2	2	2
		31	30	54	73	82
F9F 8P	LANT	36	23	11	3	3
	PAC	36	31	22	11	2
	NATRA		6	4	4	4
	R&D	1	2	2	2	2
		73	62	39	20	11
F9F 6P	NATRA	6				
		6				
		110	92	93	93	93
VF D						
F9F 6D	LANT	8				
	PAC	8	7	4		
	R&D	10	5	5	5	5
		26	12	9	5	5
FJ 3D	LANT	8	7	6	6	6
	PAC	11	8	6	6	6
	R&D		2	2	2	2
		19	17	14	14	14
FJ 3D2	LANT	6	10	10	10	10
	PAC	1	7	10	10	10
		7	17	20	20	20
		52	46	43	39	39
VF KD						
F8U 1KD	PAC					2
						2
F9F 5KD	LANT	5	4	4	4	3
	PAC	6	5	5	4	3
		11	9	9	8	6
F9F 2KD	LANT	2				
	PAC	2				
		4				
		15	9	9	8	8

CONFIDENTIAL

PROGRAM AIRCRAFT

DECLASSIFIED

TABLE 3 SUMMARY OF ON BOARD OPERATING AIRCRAFT AND PLANNED OPERATING ASSIGNMENTS

BY MODEL

CLASS & MODEL	COMMAND	ON BOARD OPERATING INVENTORY	PLANNED ASSIGNMENTS 31 MAR 1959	30 JUN 1959	30 SEP 1959	31 DEC 1959
FIGHTER PROP						
VF DAY						
F6F 5	LANT	3				
	PAC	2				
		5				
		5				
ATTACK JET						
VA DAY						
A4D 2	LANT	178	189	214	229	225
	PAC	133	134	158	178	178
	R&D	4	4	4	4	4
		315	327	376	411	407
A4D 2N	LANT				5	21
	PAC				8	32
					13	53
A4D 1	LANT	38	36	43	37	37
	PAC	40	52	48	48	46
	R&D	9	5	5	5	5
		87	93	96	90	88
FJ 4B	PAC	164	164	164	164	148
	R&D	5	2	2	2	2
		169	166	166	166	150
F9F 8B	LANT	41	53	41	19	7
	PAC	27	7			
	NATRA	144	119	137	137	137
	NART		32	32	48	54
	R&D	4	6	6	3	3
		216	217	216	207	201
		787	803	854	887	899
VA AW						
A3J 1	R&D					1
						1
						1
VA P						
A3D 2P	LANT				4	7
	PAC				5	9
					9	16
A3D 1P	R&D	1				
		1				
		1			9	16
VA Q						
A3D 2Q	LANT				1	3
	PAC					3
					1	6
A3D 1Q	LANT	1	1	1	1	
	PAC	1	2	2	1	1
		2	3	3	2	1
		2	3	3	3	7
VA HT						
A3D 2T	LANT				1	4
	PAC				1	4
					2	8
					2	8
VA H						
A3D 2	LANT	32	42	48	48	48
	PAC	44	55	57	61	60
	R&D	3	2	2	2	1
		79	99	107	111	109
A3D 1	LANT	22	23	19	19	19
	R&D	3	1	1	1	1
		25	24	20	20	20
		104	123	127	131	129

CLASS & MODEL	COMMAND	ON BOARD OPERATING INVENTORY	PLANNED ASSIGNMENTS 31 MAR 1959	30 JUN 1959	30 SEP 1959	31 DEC 1959
ATTACK PROP						
VA DAY						
AD 7	PAC	31	38	38	38	42
	R&D		2	2	2	2
		31	40	40	40	44
AD 6	LANT	127	104	84	84	84
	PAC	122	116	102	82	78
	NABS	3	6	6	6	6
	NATRA	18	24	24	24	24
	NART	27	20			
	R&D	1	2	2	2	2
		298	272	218	198	194
AD 5	LANT	10	12	12	12	12
	PAC	17	16	16	16	16
	NABS	11	9	8	8	8
	NATRA	6	7	7	6	6
	NART	47	41	45	51	56
	R&D	6	4	4	4	3
		97	89	92	97	101
AD 4B	LANT	1				
	NABS	13	5	5	5	5
		14	5	5	5	5
AD 4NA	NABS	1				
	NATRA	4				
		5				
AD 4	NATRA	16				
		16				
		461	406	355	340	344
VA AW						
AD 5N	LANT	24	10	9	9	9
	PAC	32	24	20	19	21
	NATRA	3	8	8	8	8
	NART	4	6	15	15	11
	R&D	2	2	2	1	1
		65	50	54	52	50
AD 5Q	LANT	16	14	15	15	15
	PAC	18	17	19	20	19
	R&D	2	2	2	1	1
		36	33	36	36	35
TF 1Q	LANT	2	2	1	1	1
	PAC	2	2	2	2	1
		4	4	3	3	2
		105	87	93	91	87
VA W						
WF 2	LANT		1	1	2	6
	PAC			2	4	8
			1	3	6	14
AD 5W	LANT	49	47	47	46	42
	PAC	52	55	55	51	48
	R&D	2	2	2	2	2
		103	104	104	99	92
		103	105	107	105	106
VA P						
AJ 2P	LANT	6	6	6	2	
	PAC	7	9	9	4	
		13	15	15	6	
		13	15	15	6	
VA Q						
P4M 1Q	LANT	3	3	3	3	3
	PAC	5	4	4	4	4
		8	7	7	7	7
		8	7	7	7	7
VA H						
AJ 2	R&D	1				
		1				
		1				

CONFIDENTIAL

DECLASSIFIED

PROGRAM AIRCRAFT

TABLE 3 SUMMARY OF ON BOARD OPERATING AIRCRAFT AND PLANNED OPERATING ASSIGNMENTS

BY MODEL

CLASS & MODEL	COMMAND	ON BOARD OPERATING INVENTORY	PLANNED ASSIGNMENTS 31 MAR 1959	30 JUN 1959	30 SEP 1959	31 DEC 1959
ANTI SUBMARINE						
VS						
S2F 2	LANT	18	20	20	20	20
	PAC	9	14	14	14	14
	R&D		1	2	2	2
		27	35	36	36	36
S2F 1	LANT	113	105	105	105	105
	PAC	67	66	66	66	66
	NATRA	21				
	NART	160	173	177	166	163
	R&D	5	6	5	5	5
		366	350	353	342	339
S2F 1T	NATRA	46	40	40	40	40
		46	40	40	40	40
S2F 1 1T	NATRA		45	45	45	45
			45	45	45	45
		439	470	474	463	460
PATROL						
VP L						
P2V 7	LANT	51	54	54	54	60
	PAC	32	36	36	36	42
	R&D	2	3	2	2	2
		85	93	92	92	104
P2V 6	NART	15				
		15				
P2V 6F	NART	2				
		2				
P2V 6 6F	NART		18	15	15	16
			18	15	15	16
P2V 6M	NART	16	17	15	15	15
	R&D	2	1	1	1	1
		18	18	16	16	16
P2V 5	NART	5	4	4	2	
		5	4	4	2	
P2V 5F	LANT	82	86	86	86	80
	PAC	73	72	72	72	66
	NART	47	50	60	60	60
	R&D	5	6	6	7	7
		207	214	224	225	213
P2V 5FD	LANT	1	1	1	2	2
	PAC	1	1	1	2	2
	R&D		1	1	1	1
		2	3	3	5	5
P2V 5JF	NART	5	5	5	2	
		5	5	5	2	
P2V 4	NATRA	4	6	6	6	6
	NART	19	20	20	18	17
	R&D	2	2	2	1	1
		25	28	28	25	24
P2V 3	LANT	1				
	NATRA	11	9	9	9	9
	R&D	2	1	1		
		14	10	10	9	9
P2V 3B	LANT	7	7	7	5	3
	PAC	7	7	7	5	3
	R&D	1	1	1		
		15	15	15	10	6
P2V 2	NATRA	7	5	5	5	5
		7	5	5	5	5
		400	413	417	406	398
VP S						
P5M 2	LANT	25	26	24	24	24
	PAC	29	36	36	36	36
		54	62	60	60	60
P5M 1	LANT	25	24	26	26	26
	PAC	35	36	36	36	36
	NATRA	9	10	10	9	9
		69	70	72	71	71
		123	132	132	131	131

CLASS & MODEL	COMMAND	ON BOARD OPERATING INVENTORY	PLANNED ASSIGNMENTS 31 MAR 1959	30 JUN 1959	30 SEP 1959	31 DEC 1959
WARNING						
VW WEA						
WV 3	LANT	3	6	6	6	6
		3	6	6	6	6
		3	6	6	6	6
VW AEW						
WV 2	LANT	46	37	37	37	37
	PAC	47	43	43	43	43
	NATRA	6	6	6	6	6
	R&D	9	9	9	9	9
		108	95	95	95	95
WV 2E	R&D	1				
		1				
		109	95	95	95	95
OBSERVATION						
VO						
OE 2	LANT	7	6	5	5	5
	PAC	12	12	10	10	10
		19	18	15	15	15
OE 1	LANT	5	6	7	7	7
	PAC	14	14	14	14	14
		19	20	21	21	21
		38	38	36	36	36
TRANSPORT						
VR H						
R6D 1	LANT	2	2	2	2	2
	PAC	12	12	12	12	12
		14	14	14	14	14
R7V 1	LANT	4	5	5	5	5
	PAC	4	5	5	5	5
		8	10	10	10	10
R5D 2 3	LANT		7	6	5	2
	PAC		27	25	22	20
	NABS		3	3	3	3
	NATRA		1	1	1	1
	NART		32	30	30	30
	R&D		3	3	3	3
			73	68	64	59
R5D 5	LANT	3	6	7	8	10
	PAC		10	12	15	17
	NABS	1				
	NART		3	5	5	5
		4	19	24	28	32
R5D 3	LANT	6				
	PAC	20				
	NABS	4	3	3	3	3
	NART	12				
	R&D	2				
		44	3	3	3	3

DECLASSIFIED

PROGRAM AIRCRAFT

TABLE 3 SUMMARY OF ON BOARD OPERATING AIRCRAFT AND PLANNED OPERATING ASSIGNMENTS

BY MODEL

CLASS & MODEL	COMMAND	ON BOARD OPERATING INVENTORY	PLANNED ASSIGNMENTS 31 MAR 1959	30 JUN 1959	30 SEP 1959	31 DEC 1959
R5D 2	LANT	2				
	PAC	9				
	NATRA	2	1	1	1	1
	NART	13				
	R6D	2				
		28	1	1	1	1
R5D 5R	LANT		1	1	1	1
			1	1	1	1
R5D 4R	LANT	2	1	1	1	1
	PAC	3	3	3	3	3
	NABS	1	1	1	1	1
	NATRA	2	2	2	2	2
	NART	3	8	8	8	8
	R6D	1	1	1	1	1
		12	16	16	16	16
R6D 1Z	LANT	3	4	4	4	4
	PAC	2	2	2	2	2
		5	6	6	6	6
R5D Z	LANT		1	1	1	1
	PAC		3	3	3	2
	NATRA		2	2	2	2
			6	6	6	5
R5D 5Z	PAC					1
						1
R5D 3Z	NABS	1				
	NATRA	1				
		2				
R5D 2Z	LANT	1				
	PAC	3				
	NABS	1				
		5				
R5D 1Z	NATRA	1				
		1				
		123	149	149	149	148
VR M						
R4Q 2	LANT	49	45	35	32	32
	PAC			15	15	15
		49	45	50	47	47
R4Q 1	PAC	13	10			
	NABS	4	4	4	4	4
	NATRA	2	2	2	2	2
		19	16	6	6	6
R4D 8	LANT	20	20	20	20	20
	PAC	16	16	16	16	16
	NABS	20	20	20	20	20
	NATRA	7	8	8	5	5
	NART	9	11	11	11	11
	R6D	4	4	4	4	4
		76	79	79	76	76
R4D 5 6	LANT		24	24	23	23
	PAC		14	13	13	13
	NABS		7	7	7	7
	NART		11	12	11	10
	R6D		6	6	6	6
			62	62	60	59
R4D 6	LANT	15				
	PAC	9				
	NABS	4	3	3	3	3
	NATRA		1	1	1	1
	NART	6				
	R6D	3				
		37	4	4	4	4
R4D 5	LANT	15				
	PAC	5				
	NABS	8				
	NATRA	1	1	1	1	1
	NART	5				
	R6D	3				
		37	1	1	1	1
R4D 6R	LANT	1	1	1	1	1
	NART	1	1	1	1	1
		2	2	2	2	2
R4D 8Z	PAC	1	1	1	1	1
	NABS	1	1	1	1	1
		2	2	2	2	2
R4Y 1 2	R6D		2	2	2	2
			2	2	2	2
R4Y 2	LANT	1				
	NABS	1	2	2	2	2
		2	2	2	2	2
R4Y 1	LANT	18	20	20	20	20
	PAC	1	4	4	4	4
	NABS	7	5	5	5	5
	NATRA	2	2	2	2	2
	NART	1	2	2	2	2
	R6D	1				
		30	33	33	33	33
R4Y 1Z	NABS	1	1	1	1	1
		1	1	1	1	1
		255	249	244	236	235
VR C						
TF 1	LANT	31	26	26	26	26
	PAC	29	27	29	29	29
	NABS	1	1	1	1	1
	R6D	1	1	1	1	1
		62	55	57	57	57
		62	55	57	57	57
UTILITY						
VU SAR						
UF 2	LANT		3	4	6	9
	PAC		1	6	9	11
			4	10	15	20
UF 1 1T	LANT		1	1	1	1
	NATRA		2	2	2	2
			3	3	3	3
UF 1	LANT	19	13	12	10	7
	PAC	24	23	14	10	8
	NABS	16	19	19	19	18
	NATRA	2				
	NART	2	2	2	2	2
		63	57	47	41	35
UF 1T	NABS	4				
		4				
UC 1	LANT	7	6	6	6	6
		7	6	6	6	6
		74	70	66	65	64
VU TOW						
JD 1	LANT	13	12	9	9	9
	PAC	27	31	27	23	23
	R6D	1	1	1	1	1
		41	44	37	33	33
JD 1D	LANT	9	6	3	2	2
	PAC	6	3	3	3	3
	R6D	4	3	3	3	3
		19	12	9	8	8
		60	56	46	41	41

PROGRAM AIRCRAFT

DECLASSIFIED

TABLE 3 SUMMARY OF ON BOARD OPERATING AIRCRAFT AND PLANNED OPERATING ASSIGNMENTS

BY MODEL

CLASS & MODEL	COMMAND	ON BOARD OPERATING INVENTORY	PLANNED ASSIGNMENTS 31 MAR 1959	30 JUN 1959	30 SEP 1959	31 DEC 1959
TRAINING JET						
VT						
T2J 1	NATRA		5	18	18	18
	R&D			1	1	1
			5	19	19	19
T2V 1	NATRA	125	96	80	80	80
	R&D	5	6	6	6	6
		130	102	86	86	86
TV 2	LANT	60	44	31	18	17
	PAC	60	60	41	22	22
	NABS	50	57	59	59	59
	NATRA	27	4			
	NART	61	51	50	50	46
	R&D	1	1	1	1	1
		259	217	182	150	145
TT 1	NATRA	9	9	10	10	10
		9	9	10	10	10
F9F 8T	LANT	35	37	50	62	63
	PAC	39	42	67	87	87
	NATRA	120	119	119	119	119
	NART		13	20	20	20
	R&D	5				
		199	211	256	288	289
		597	544	553	553	549
VT D						
TV 2D	LANT	3	2	2	2	2
	PAC	4	4	4	4	4
		7	6	6	6	6
		7	6	6	6	6
VT KD						
TV 2KD	LANT	1				
		1				
		1				
TRAINING PROP						
VT ME						
JRB 6	NABS	35	34	31	24	19
		35	34	31	24	19
SNB 5	LANT	79	72	72	72	72
	PAC	75	65	59	53	50
	NABS	152	147	146	146	150
	NATRA	147	167	167	167	167
	NART	71	49	49	49	49
	R&D	8	8	8	8	8
		532	508	501	495	496
SNB 4	NABS	6	2			
		6	2			
SNB 5P	LANT	2	2	2	2	2
	PAC	5	7	7	7	6
	NABS	7	7	7	7	7
	NATRA	11	11	11	11	11
	NART	4	4	4	4	4
		29	31	31	31	30
		602	575	563	550	545
VT SE						
T 34B	LANT	1	1	1	1	1
	NABS	18	18	9	9	
	NATRA	178	203	203	193	193
	R&D	1				
		198	222	213	203	194
T 28B	LANT	10	10	10	10	10
	PAC	9	7	5	5	5
	NABS	32	38	35	35	35
	NATRA	266	277	277	277	277
	R&D	5	1	1	1	1
		322	333	328	328	328
T 28C	NATRA	244	183	175	175	175
		244	183	175	175	175
N3N 3	NABS	35				
		35				
		799	738	716	706	697
VT E						
R4D Q	R&D		2	2	2	2
			2	2	2	2
R4D 5S6S	NART		2	2	2	1
			2	2	2	1
R4D 6S	NART	1				
		1				
R4D 5S	NART	2				
		2				
		3	4	4	4	3
VT NAV						
R4D 7	NABS	1	1	1	1	1
	NATRA	4	4	4	4	4
		5	5	5	5	5
		5	5	5	5	5
VT D						
T 28BD	LANT	4	3	2		
	R&D	2	6	6	4	4
		6	9	8	4	4
		6	9	8	4	4
ROTARY WING						
HS						
HSS 1	LANT	75	68	68	68	68
	PAC	46	41	41	41	41
	NART	25	28	28	28	27
	R&D	4	6	6	6	6
		150	143	143	143	142
HSS 1N	LANT	14	19	19	19	19
	PAC	12	15	15	15	15
	R&D				2	2
		26	34	34	36	36
		176	177	177	179	178

DECLASSIFIED

TABLE 3 SUMMARY OF ON BOARD OPERATING AIRCRAFT AND PLANNED OPERATING ASSIGNMENTS

BY MODEL

CLASS & MODEL	COMMAND	ON BOARD OPERATING INVENTORY	PLANNED ASSIGNMENTS 31 MAR 1959	30 JUN 1959	30 SEP 1959	31 DEC 1959
HO						
HOK 1	LANT	14	12	12	12	12
	PAC	26	28	28	28	28
	NABS	10	10	10	6	4
		50	50	50	46	44
HO4S 3	LANT	3	1	1	1	1
	PAC	2	2	2	2	2
	NABS	4	4	4	4	4
	NATRA	28	28	28	18	18
		37	35	35	25	25
		87	85	85	71	69
HR						
HR2S 1	LANT	9	12	12	12	12
	PAC	19	25	25	25	25
	NABS	3	2	2	2	2
		31	39	39	39	39
HRS 3	LANT	27	30	26	24	21
	PAC	53	49	40	31	31
	NABS	11	10	10	15	17
	NATRA	9	8			
	R&D	1	1	1	1	1
		101	98	77	71	70
HRS 1	NABS	2	1	1		
	NART	2	2	2	1	
		4	3	3	1	
		136	140	119	111	109
HU						
HUK 1	LANT	10	10	10	10	10
	PAC	5	11	12	12	12
		15	21	22	22	22
HUS 1	LANT	34	31	33	35	39
	PAC	64	72	85	90	99
	NABS	11	12	12	12	12
	R&D	1	1	1	1	1
		110	116	131	138	151
HUS 1A	LANT	8	8	8	8	7
	PAC	5	8	8	8	7
	NABS	4	4	4	4	4
		17	20	20	20	18
HUL 1	LANT	5	5	5	5	6
	PAC	6	6	5	5	7
		11	11	10	10	13
HUP 3	NATRA			9	19	19
				9	19	19
HUP 2	LANT	27	32	33	37	37
	PAC	33	38	38	40	40
	NABS	18	20	19	19	19
	NATRA	19	17	16	16	16
	NART	21	28	24	24	24
		118	135	130	136	136
		271	303	322	345	359

CLASS & MODEL	COMMAND	ON BOARD OPERATING INVENTORY	PLANNED ASSIGNMENTS 31 MAR 1959	30 JUN 1959	30 SEP 1959	31 DEC 1959
HT						
HTL 7	NATRA	14	14	14	14	14
		14	14	14	14	14
HTL 6	NATRA	25	25	25	25	25
		25	25	25	25	25
HTL 5	LANT	9	7	7	7	
	NATRA	4				
	NART	1				
		14	7	7	7	
HTL 4	LANT	2	2	2	2	
	PAC	1	2	2	2	
		3	4	4	4	
		56	50	50	50	39
AIRSHIPS						
ZP						
ZS2G 1	LANT	6	7	7	7	7
	NATRA	2	2	2	2	2
		8	9	9	9	9
ZSG 4	NATRA	2	2	2	2	2
	NART	2	2	2	2	2
	R&D		1	1	1	1
		4	5	5	5	5
ZPG 2	LANT	7	6	6	6	6
	R&D	2	1	1	1	1
		9	7	7	7	7
ZPG 1	R&D	1	1	1	1	1
		1	1	1	1	1
		22	22	22	22	22
ZW						
ZPG 3W	LANT		1	3	3	3
			1	3	3	3
ZPG 2W	LANT	4	3	3	3	3
	R&D	1	1	1	1	1
		5	4	4	4	4
		5	5	7	7	7

DECLASSIFIED

TOTAL PROGRAM AND NON-PROGRAM AIRCRAFT

TABLE 4 LOCATION OF AIRCRAFT INVENTORY BY ORGANIZATIONAL UNIT

LOCATION	UNIT	NO. OF A/C	COMMAND
ABD ALBANY	HU 2 DET 20	1	11
ABD ANTIETAM	VMA 324	21	19
	HMRL 261	1	19
ABD BOXER	HMRL 262	31	19
ABD CHMPLAIN	VAW 12 DET 34	4	11
	HMRM 461	14	19
ABD DESMOINS	HU 2 DET 23	1	11
ABD EDISTO	HU 2 DET 71	2	11
ABD ESSEX	VAW 12 DET 45	1	11
ABD FORRESTL	VA 72	11	11
	VAH 5	11	11
	VA 12	15	11
	VA 104	14	11
	VFP 62 DET 42	3	11
	VAAW 33 DET 42	3	11
	VAW 12 DET 42	4	11
	HU 2 DET 42	1	11
ABD GLACIER	HU 2 DET 69	2	11
ABD INTREPID	VF 81	12	11
	VA 42	10	11
	VFP 62 DET 33	4	11
	VAAW 33 DET 33	3	11
	VAW 12 DET 33	4	11
ABD LEYTE	VAW 12 DET 51	2	11
	VS 30	22	11
	VS 39	21	11
	HS 9	16	11
ABD MACON	HU 2 DET 24	1	11
ABD MIDWAY	VA 63	12	21
	VF 64	11	21
	VA 65	15	21
	VF 211	10	21
	VFP 61 DET A	3	21
	VAAW 35 DET A	3	21
	VAW 11 DET A	2	21
	VAH 8	9	21
ABD POCONO	HU 2 DET 92	1	11
ABD RANDOLPH	VF 71	8	11
	VF 84	12	11
	VA 75	14	11
	VFP 62 DET 36	3	11
	VAAW 33 DET 36	2	11
	VAW 12 DET 36	4	11
	HU 2 DET 36	1	11
ABD RANGER	VA 116	12	21
	VF 141	11	21
	VF 142	12	21
	VA 145	13	21
	VA 146	12	21
	VFP 61 DET F	3	21
	VAAW 35 DET F	3	21
	VAW 11 DET F	3	21
	VAH 6	11	21
ABD RICHARD	VF 191	8	21
	VA 192	12	21
	VF 193	12	21
	VA 195	14	21
	VAAW 35 DET E	3	21
	VAH 2 DET E	4	21
ABD ROOSEVLT	VF 14	14	11
ABD TACONIC	HU 2 DET 93	1	11
ABD TICNDRGA	VF 52	12	21
	VF 112	10	21
	VA 151	10	21
	VA 196	14	21
	VFP 61 DET H	3	21
	VAAW 35 DET H	2	21
	VAW 11 DET H	3	21
	VAH 2 DET H	4	21
ABD VALY FRG	VAW 12 DET 52	4	11
	VS 36	20	11
	HS 7	15	11
ABD WASP	VAW 12 DET 48	4	11
	HS 11	16	11
ABD YORKTOWN	DET N	4	21
	VS 37	23	21
	HS 2	15	21
ADAK	NAVSTA 17 ND	2	21
AGANA	VAP 61	9	21
	VW 1	11	21
	VW 3	12	21
	NAS ADV BASE	6	21
AKRON	BAR AKRON	1	31
ALAMEDA	VF 91	14	21
	VF 92	15	21
	VA 93	13	21
	VA 94	10	21
	VA 95	14	21
	VP 9	8	21
	VP 19	12	21
	VP 47	11	21
	FASRON 8	55	21
	FASRON 116	15	21
	NAS ALAMEDA	3	21
	NAS 12 NAV DST	13	31
	O&R BUAER M&S	289	88
ANACOSTIA	NAS ANACOSTIA	86	31
	HQ MC FLT SECT	17	39
	NARTU	36	50
	NAS R&D	2	70
ANCHORAGE	CAA	1	70
ANNAPOLIS	NAF ANNAPOLIS	49	31
ARGENTIA	VW 11	17	11
	FASRON 106	2	11
	NAVSTA	3	11
ATLANTA	NAS NART	24	50
ATLANTIC CTY	AMB	1	70
ATSUGI	H&MS 13	5	29
	VMF 232	13	29
	VMA 212	20	29
	VMA 214	16	29
	FASRON 11	32	21
	VU 5	12	21
	VR 21 DET	11	21
	NAS ADV BASE	2	21
AUSTRALIA	ATT MELBOURNE	1	21
BALTIMORE	BAR BALTIMORE	1	31
	BAR R&D	9	70
	BAR M&S	31	88
BARBERS PNT	GMSRON 1	10	21
	VP 6	12	21
	VP 28	12	21
	AIRBARSRON 2	42	21
	FASRON 117	21	21
	VU 1	18	21
	VR 21	15	21
	NAS 14 NAVDST	6	21
BEAUFORT	VMF 122	18	19
	VMF 235	24	19
	VMF 312	25	19
	MCAAS	7	39
BERMUDA	VP 45	12	11
	VP 49	12	11
	FASRON 111	2	11
BETHPAGE	BAR R&D	19	70
	BAR M&S	22	88
BLOOMFIELD	BAR R&D	6	70
	BARR M&S	4	88
BOSTON	INM	4	70
	ONR	1	70
BRAZIL	MISSION RIO DJ	1	11
BROWN FIELD	VU 3	12	21
	VU 7	37	21
	NAAS 11 NAVDST	1	31
BRUNSWICK	VP 10	12	11
	VP 11	12	11
	VP 21	10	11
	FASRON 108	4	11
	NAS 1 NAV DST	2	31
BUENOS AIRES	NAV ADV GROUP	1	11
BUFFALO	BAR R&D	5	70
BURBANK	BAR BURBANK	1	31
	BAR R&D	1	70
	BAR M&S	49	88
CAMP PENDLET	VMO 6	12	29
CECIL FIELD	VA 46	13	11
	VA 172	12	11
	VF 32	18	11
	VA 36	12	11
	VF 174	19	11
	VF 102	14	11
	VF 103	13	11
	VA 106	12	11
	VF 13	10	11
	VF 62	11	11
	FASRON 9	7	11
	NAS 6 NAV DST	5	31
CHASE	NAAS NAATC	172	43
CHERRY POINT	MARS MWSG 27	27	19
	H&MS 14	14	19
	H&MS 24	7	19
	H&MS 32	9	19
	VMFAW 114	22	19
	VMFAW 531	22	19
	VMA 224	13	19
	VMA 225	21	19
	VMCJ 2	22	19
	VMR 153	17	19
	VMR 252	16	19
	VMT 1	23	19
	MCAS SO&ES	17	39
	O&R BUAER M&S	87	88
CHILE	MISSION VLPRSO	1	11
CHINA LAKE	VX 5	16	21
	NAF 11 NAV DST	2	31
	NAF R&D	59	70
CHINCOTEAGUE	VP 8	11	11
	VW 2 DET B	4	11
	FASRON 121	2	11
	VU 4	29	11
	NAAS 5 NAV DST	3	31
	NAOTS	14	70
	POOL BUAER M&S	1	88
CLEVELAND	NASA	1	70
COLORADO SPR	COMNAVCONAD	5	31
COLOMBIA	MISSION BOGOTA	1	11
COLUMBUS	NAS NART	41	50
	BAR R&D	17	70
	BAR M&S	15	88
CRPS CHRISTI	NAS NAATC	198	43
	O&R BUAER M&S	79	88
CUBA	MISSION HAVANA	1	11
CUBI PNT	VAW 11 DET E	4	21
	FASRON 113	12	21
	VU 5 DET A	4	21
	NAS CUBI PNT	5	21
DAHLGREN	NAF	1	31
DALLAS	NAS NART	63	50
	BAR R&D	20	70
	BAR M&S	55	88
DAYTON	BAGR CEN DIST	3	31
DENVER	NAS NART	33	50
DHAHRAN AFB	HDQTRS CMEF	1	11
EDWARDS AFB	NLO	9	70

DECLASSIFIED

CONFIDENTIAL

TOTAL PROGRAM AND NON-PROGRAM AIRCRAFT

TABLE 4 LOCATION OF AIRCRAFT INVENTORY BY ORGANIZATIONAL UNIT

LOCATION	UNIT	NO. OF A/C	COM-MAND
EST HARTFORD	BAR EST HRTFRD	1	31
	BAR R&D	8	70
	BAR M&S	25	88
ECUADOR	MISSION QUITO	1	11
EGYPT	ATT CAIRO	1	11
EL CENTRO	FL AIR GUN SCH	36	21
	NAAS 11 NAVDST	3	31
	NPU	11	70
EL SEGUNDO	BAR EL SEGUNDO	1	31
	BAR R&D	24	70
	BAR M&S	39	88
EL TORO	H&MS 15	9	29
	MARS 37	23	29
	H&MS 33	8	29
	VMF 251	21	29
	VMF 323	14	29
	VMF 334	15	29
	VMFAW 513	22	29
	VMFAW 542	22	29
	VMA 121	21	29
	VMA 223	16	29
	VMA 311	20	29
	VMCJ 1	18	29
	VMR 352	15	29
	HMRL 363	23	29
	HMRM 463	9	29
	HHS AFMFPAC	8	29
	VMT 2	26	29
	MCAS *SO&ES	12	39
ELLYSON FLD	HTG 1	93	41
FALLON	NAAS 12 NAVDST	7	31
FORMOSA	H&MS 11	8	29
	VMF 451	24	29
	VMFAW 115	25	29
	VMFAW 314	20	29
	MAAG FORMOSA	1	21
	JOC TAIWAN	1	21
	COMDEFTAIWAN	1	21
FORT WORTH	BAR R&D	3	70
	BARR M&S	1	88
GLENVIEW	NAS NRT TRS PL	7	50
	NAS NART	55	50
GLYNCO	ZP 2	7	11
	ZTG 1	13	41
	NAS	9	44
	NAVCICOFFSCOL	53	44
GREECE	ATT ATHENS	1	11
GROSSE ILE	NAS NART	42	50
GTMO BAY	VF 43	14	11
	VA 35	14	11
	VA 176	13	11
	VU 10	23	11
	NAS 10 NAVDST	6	11
ICELAND	VP 23	11	11
	VP 26	12	11
	FASRON 107	1	11
INDIA	ATT NEW DELHI	1	11
INDIANAPOLIS	BAR INDIANPLIS	1	31
INDO CHINA	MAAG VIETNAM	1	21
IRAN	ATT TEHRAN	1	11
IRAQ	ATT BAGHDAD	1	11
IWAKUNI	VQ 1	8	21
	VP 2	12	21
	VP 50	12	21
	MARS 17	24	29
	H&MS 12	6	29
	VMA 211	21	29
	VMA 331	20	29
	VMCJ 3	18	29
	VMR 253	24	29
	FASRON 120	4	21
	MCAF IWAKUNI	2	29
JACKSONVILLE	VA 15	12	11
	VA 44	73	11
	VF 11	8	11
	VF 173	5	11
	VFP 62	25	11
	VAP 62	9	11
	VP 5	12	11
	VP 16	13	11
	VP 18	12	11
	VW 4	13	11
	FASRON 6	13	11
	FASRON 109	2	11
	VU 10 DET	2	11
	NAS 6 NAV DST	10	31
	NARTU	34	50
	O&R BUAER M&S	124	88
JAVA	ATT DJAKARTA	1	21
JOHNSVILLE	NAS 4 NAV DST	7	31
	NADC	17	70
KANEOHE	HMRL 161	16	29
	NCAS 14 ND	10	29
KANSAS CITY	BAR R&D	4	70
KEY WEST	VF 31	17	11
	VF 101	68	11
	HS 1	15	11
	HS 5	15	11
	VX 1	16	11
	FAWTULANT	1	11
	NAS 6 NAV DST	6	31
	POOL BUAER M&S	1	88
KINGSVILLE	NAAS NAATC	251	43
KIRTLAND AFB	NASWF	11	70
KODIAK	VP 22	12	21
	FASRON 114	1	21
	NAVSTA 17 ND	2	21
KWAJALEIN	NAVSTA 14 ND	5	21
LAGES	NAF	1	11
LAKEHURST	ZP 3	8	11
	ZW 1	7	11
	HU 2	39	11
	NAS 4 NAV DST	5	31
	NATECHTRAU	1	44
	NARTU	14	50
	NATFSI	5	70
	NAS	2	70
	O&R BUAER M&S	12	88
LANGLEY FLD	NASA	4	70
LEEWARD PNT	VA 34	17	11
	VA 66	12	11
	VAH 11	11	11
LITCHFLD PRK	NAF 11 NAV DST	1	31
	BARR R&D	1	70
	STORAGE FACLTY	1215	88
	FASRON SPC 200	9	11
LOS ALAMITOS	VS 23	17	21
	FASRON 4 DET A	3	21
	NAS NART	98	50
LOS ANGELES	BAGR WSTRN DST	2	31
	FASRON SPC 201	2	11
	CVS 39 CHMPLAN	2	11
	CVA 42 FDR	3	11
	NAAS 6 NAV DST	6	31
MEMPHIS	BTG 7	109	41
	NAS NAATC	1	43
	NAS	20	44
	NARTU	28	50
MEXICO	ATT MEXICO CTY	1	11
MIAMI	VMF 333	23	19
	VMA 332	20	19
	VMR 353	16	19
	MCAS H&HS	1	39
	NARTU	30	50
	POOL BUAER M&S	1	88
MIDWAY	NAVSTA 14 ND	3	21
MINNEAPOLIS	NAS NART	46	50
MIRAMAR	VF 51	4	21
	VA 55	6	21
	VA 56	9	21
	VF 111	18	21
	VA 113	12	21
	VF 114	13	21
	VA 115	13	21
	VF 121	74	21
	VA 126	38	21
	VF 144	17	21
	VFP 61	33	21
	FASRON 12	7	21
	NAS 11 NAV DST	7	31
MOFFETT FLD	VF 23	8	21
	VF 24	12	21
	VF 53	12	21
	VF 124	55	21
	VA 125	42	21
	VA 152	8	21
	VA 153	21	21
	VF 154	14	21
	VA 155	12	21
	VA 212	13	21
	VF 213	15	21
	VA 215	20	21
	VA 216	10	21
	FASRON 10	22	21
	NAS 12 NAV DST	9	31
	NASA	2	70
MOJAVE	MCAAS	5	39
MONTEREY	NAF 12 NAVDST	34	31
MORTON	BAR R&D	4	70
NAHA	GMSRON 1 DET S	6	21
	VP 4	12	21
	FASRON 118	5	21
	VU 5 DET B	9	21
	NAF ADV BASE	2	21
NAPLES	VR 24 DET	9	11
	NAF	14	11
NASHVILLE	AVCO	32	88
	CVA 40 TARAWA	1	11
NEW ORLEANS	NAS NART	36	50
NEW RIV JAX	H&MS 26	25	19
	HMRL 263	19	19
	VMO 1	10	19
	MCAF	7	39
	SARATOG	1	11
	NAS NART	81	50
NIAGARA FLS	NAS NART	32	50
NORFOLK	VAH 15	2	11
	VS 27	22	11
	HS 3	15	11
	VP 44	13	11
	VP 56	11	11
	HU 2 DET 1	6	11
	FASRON 3	26	11
	FASRON 102	11	11
	VRF 31	3	11
	CVA 9 ESSEX	2	11
	CVA 15 RANDOLH	1	11
	CVS 32 LEYTE	2	11
	CVA 59 FORSTAL	1	11
	CVS 45 VALYFRG	3	11
	CVA 18 WASP	1	11
	CVA 62 INDPEND	1	11
	USS ALBERMARLE	1	11
	H&HS AFMFLNT	8	19
	NAS 5 NAV DST	17	31
	NARTU	26	50
	O&R BUAER M&S	510	88

CONFIDENTIAL

DECLASSIFIED

TOTAL PROGRAM AND NON-PROGRAM AIRCRAFT

TABLE 4 LOCATION OF AIRCRAFT INVENTORY BY ORGANIZATIONAL UNIT

LOCATION	UNIT	NO. OF A/C	COMMAND
NORMAN	NATECHTRACEN	2	44
NORTH ISLAND	DET A	21	21
	VAAW 35	42	21
	VAW 11	61	21
	VFAW 3	34	21
	VS 21	20	21
	VS 38	24	21
	VP 40	14	21
	VP 42	12	21
	VP 48	10	21
	FASRON 4	47	21
	FASRON 110	2	21
	VR 21 DET	6	21
	VRF 32	3	21
	NAS 11 NAV DST	10	31
NORWAY	ATT OSLO	1	11
OAKLAND	NAS NART	63	50
	POOL BUAER M&S	2	88
OCEANA	VF 21	47	11
	VF 33	13	11
	VF 74	15	11
	VA 25	12	11
	VA 76	13	11
	VF 41	18	11
	VA 86	13	11
	VF 61	16	11
	VF 82	15	11
	VA 83	16	11
	VA 85	12	11
	VX 3	17	11
	FASRON 5	11	11
	NAS 5 NAV DST	8	31
	POOL BUAER M&S	1	88
OLATHE	JTTU	34	43
	NATECHTRAU	18	44
	NAS NART	44	50
ONTARIO	BAR M&S	7	88
OPPAMA	HU 1 DET 1	16	21
	H&MS 16	8	29
	HMRL 162	19	29
	HMRL 163	20	29
	NAF ADV BASE	53	21
PANAMA CITY	MINEDEFDEVU	7	70
PORT ISABEL	NAAS NAATC	3	43
PTXNT RIVER	VW 2	8	11
	VW 13	11	11
	VW 15	12	11
	VR 1	16	11
	NAS PTXNT RIV	7	31
	NATC R&D	109	70
	POOL BUAER M&S	2	88
PEARL HARBOR	NAS 14 NAVDST	1	21
PENSACOLA	NAS NABTC	178	41
	CVS 36ANTETAM	1	41
	NATECHTRAU	17	44
	O&R BUAER M&S	474	88
PERU	MISSION LIMA	1	11
PHILADELPHIA	NATECHTRAU	1	44
	NAMC	4	70
POINT MUGU	GMSRON 1 DET Z	7	21
	VX 4	15	21
	NAS 11 NAV DST	8	31
	USNMC R&D	72	70
PORT LYAUTEY	VR 24	9	11
	NAF ADV BASE	4	11
PRT WASHNGTN	NTDC	1	70
QUANTICO	HMX 1	29	39
	MCAS AES 12	48	39
QUONSET PNT	VAAW 33	34	11
	VAW 12	20	11
	VAW 12 DET 38	4	11
	VFAW 4	32	11
	VS 31	26	11
	VS 32	21	11
	VX 6	21	11
	FASRON 2	5	11
	VU 2	7	11
	CVA 11 INTREPD	2	11
	NAS 1 NAV DST	24	31
	NATU	4	70
	O&R BUAER M&S	155	88
REAM FLD	HS 4	14	21
	HS 6	14	21
	HS 8	19	21
	HU 1	24	21
	NAAS 11 NAVDST	1	31
ROOSEVLT RDS	GMSRON 2	31	11
	GMSRON 2 DET 1	1	11
	VAHM 13	13	11
	VMA 533	20	19
	FASRON 105	1	11
	NAS 10 NAVDST	6	11
ROTA	VQ 2	8	11
	VP 7	12	11
	FASRON 104	10	11
	NAS	4	11
SAN DIEGO	O&R BUAER M&S	192	88
SANFORD	VAH 9	13	11
	VAH 3	20	11
	VAH 1	13	11
	VAH 7	11	11
	FASRON 51	6	11
	NAAS 6 NAV DST	2	31
SANGLEY PNT	VP 46	12	21
	FASRON 119	3	21
	NAVSTA	4	21
SANTA ANA	H&MS 36	6	29
	HMRL 361	18	29
	HMRL 362	24	29
	HMRM 462	11	29
	MCAF	2	39
SAUFLEY FLD	NAAS NABTC	279	41
SCHENECTADY	INSMAT	1	70
SEATTLE	NAS NART	41	50
SIAM	MAAG THAILAND	1	21
SO WEYMOUTH	NAS NART	53	50
	NADU	13	70
	POOL BUAER M&S	1	88
ST LOUIS	BAR ST LOUIS	1	31
	BAR R&D	6	70
	BAR M&S	10	88
SUKIRON	VMO 2	26	29
TETERBORO	BAR TETERBORO	1	31
TRINIDAD	NAS 10 NAVDST	1	11
TURKEY	MISSION ANKARA	1	11
WHDBY ISLAND	VAH 2	1	21
	VAH 4	16	21
	VAH 8 DET L	1	21
	HATUPAC	17	21
	VP 1	12	21
	VAHM 10	12	21
	FASRON 112	10	21
	NAS 13 NAV DST	6	31
WHITING FLD	NAAS NABTC	360	41
WICHITA	BAR R&D	1	70
WILLOW GROVE	NAS NART	58	50
YOKOSUKA	COMNAVFORJAPAN	1	21
YUMA	MCAS	1	39
ACFT ON LOAN	BUAER M&S	64	88
		12347	

DECLASSIFIED

SECTION II
AIRCRAFT INVENTORY, END OF MONTH

PROGRAM AND NON-PROGRAM AIRCRAFT

TABLE PAGE

5...MAJOR PROGRAM CLASSIFICATION BY COMBAT AND NON-COMBAT TYPE AIRCRAFT 61

6...STATUS DISTRIBUTION BY CLASS AND COMMAND 62

7...STATUS DISTRIBUTION, 1951 TO DATE 63

8...PROGRAM AIRCRAFT, COMMAND AND STATUS DISTRIBUTION BY MODEL 64

9...NON-PROGRAM AIRCRAFT, STATUS DISTRIBUTION BY MODEL 68

10...PROGRAM AIRCRAFT, TYPE OF ORGANIZATIONAL UNIT BY CLASS ... 70

11...PROGRAM AIRCRAFT, ATLANTIC FLEET, TYPE OF ORGANIZATIONAL UNIT BY CLASS 72

12...PROGRAM AIRCRAFT, PACIFIC FLEET, TYPE OF ORGANIZATIONAL UNIT BY CLASS 73

SPECIAL TABLES

13...MAN-CARRYING DRONES BY COMMAND AND STATUS DISTRIBUTION BY MODEL 74

14...AIRCRAFT ON LOAN TO NAVY 74

CHARTS

1...AIRCRAFT INVENTORY AND PLANNED ASSIGNMENT DATA 59

2...MONTH-END INVENTORY OF PROGRAM AIRCRAFT BY STATUS, JUNE 1954 TO DATE 61

3...TOTAL NAVY PROGRAM AIRCRAFT BY ORGANIZATIONAL UNITS 71

CONFIDENTIAL

STATUS OF NAVY AIRCRAFT INVENTORY

SCOPE OF SECTION II

Navy aircraft "inventory" is comprised of all aircraft which have been accepted, but not stricken, by the Navy. An aircraft is accepted when legal custody is assumed by the Navy, and is stricken when officially separated from Navy custody by the signature of the Deputy Chief of Naval Operations (Air) to the monthly notice "Separations From and Reinstatements To the Navy list of aircraft".

Navy aircraft are presented under three basic classifications: STATUS, KIND OR CLASS and CONFIGURATION, and CUSTODY. "Status" refers to the classification of the functional employment or condition of aircraft; that is, generally, either undergoing, awaiting, or enroute to either operating, standard rework, special rework, storage, final disposition, or evaluation to determine next action. "Kind or Class and Configuration" refers to physical characteristics; as to general mission purpose of Navy aircraft design, e.g., fighter, attack, patrol, transport, etc. "Sub-Class" refers to the next lower level of classification into more specific mission purpose of design, e.g., all-weather, photographic, etc. "Custody" refers to organizational location; that is, administrative control of assignment, logistic support, and employment of aircraft; and, responsibility to account for and otherwise provide information about aircraft.

Included in Section II are selected inventory statistics for all Navy aircraft except non-man-carrying target drones and guided missiles. (Man-carrying drones and aircraft on loan to Navy are included in tables 13 and 14, but are excluded from all others in Section II.) Succeeding tables and listings represent successive breakdowns, in varying degree of detail, of current TOTAL INVENTORY.

GLOSSARY OF TERMS (AIRCRAFT)

TOTAL INVENTORY - Comprises all man-carrying Naval aircraft (including man-carrying drones) in the custody of all Navy and Marine organizations and units which have been accepted but not yet stricken. Total inventory may be divided into Program and Non-Program categories.

PROGRAM AIRCRAFT - Comprise all production aircraft in the physical custody of Navy and Marine units for which current or future operation within an authorized allowance is intended or can reasonably be expected. Stated differently, the program category includes operating, logistic support and reserve stock aircraft.

NON-PROGRAM AIRCRAFT - Comprise all aircraft of project development and service test (BIS) configuration, target drones (man-carrying), aircraft retired but not yet stricken (including contingency reserve), and aircraft on loan or on bailment contracts.

OPERATIONAL AIRCRAFT - This grouping includes all program aircraft in the controlling custody of the operating commands (COMNAVAIRLANT, COMNAVAIRPAC, CNATRA, CNARESTRA, NABS, and BUAER R&D) i.e., operating and operational pool aircraft.

OPERATING AIRCRAFT - are those aircraft in the custody of designated units for flight in performance of a Navy mission therefor, in accordance with, and in direct assignment against OPNAV planned operating assignments. Operating aircraft may be further classified by primary mission of unit having custody - "Combat", "Direct Combat Support", "Indirect Combat Support", "Air Training" and "Reserve (USNR-USMCR) Training".

LOGISTIC SUPPORT - Comprise aircraft in the Non-Operational Support and Operational Pool categories (see below).

OPERATIONAL POOL AIRCRAFT - are non-operating aircraft in custody of the operating command, i.e., pipeline aircraft in support of the operating program. Pool aircraft are often further classified as between "Ready For Issue" (those new or newly reworked aircraft awaiting issue to an operating unit) and "Not Ready For Issue" (aircraft in process of rework or return to BUAER).

NON-OPERATIONAL SUPPORT - aircraft are those in custody of BUAER (Maintenance and Support) for purposes of rework.

RESERVE STOCK - are program aircraft in the controlling custody of BUAER (M&S) which are not currently and actively engaged in any of the various logistic processes (i.e., In, awaiting or enroute to operating or to rework) required in normal transition through standard service life.

CONTINGENCY RESERVE - aircraft are those which have been retired from the program inventory as a consequence of completion of standard service life but which have been retained in the inventory to alleviate mobilization deficiencies. Only those aircraft are retained in contingency reserve for which spare part support is available for at least one more overhaul and one more service tour.

ACTIVE AIRCRAFT - Operating aircraft and aircraft currently engaged in logistic support of operating aircraft.

INACTIVE AIRCRAFT - Non-program and Reserve Stock aircraft.

DECLASSIFIED

CHART 1

AIRCRAFT INVENTORY AND PLANNED ASSIGNMENT DATA

31 JANUARY 1959

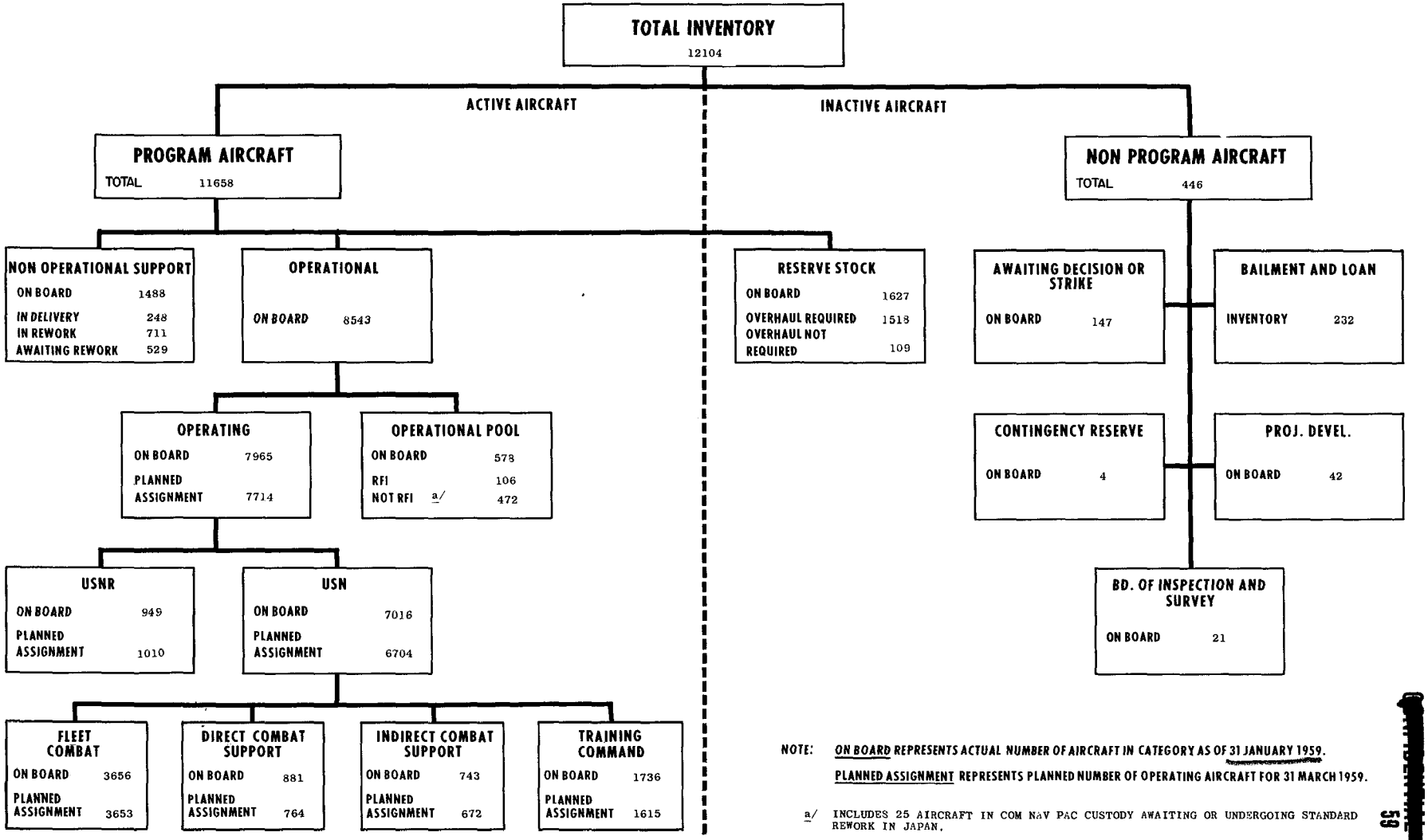

NOTE: ON BOARD REPRESENTS ACTUAL NUMBER OF AIRCRAFT IN CATEGORY AS OF 31 JANUARY 1959.

PLANNED ASSIGNMENT REPRESENTS PLANNED NUMBER OF OPERATING AIRCRAFT FOR 31 MARCH 1959.

a/ INCLUDES 25 AIRCRAFT IN COM NAV PAC CUSTODY AWAITING OR UNDERGOING STANDARD REWORK IN JAPAN.

DECLASSIFIED

CONFIDENTIAL

DECLASSIFIED

CONFIDENTIAL

TABLE 5

TOTAL AIRCRAFT INVENTORY
MAJOR PROGRAM CLASSIFICATIONS BY COMBAT AND NON-COMBAT TYPE
PROGRAM & NON-PROGRAM

PROGRAM CLASSIFICATION	31 JANUARY 1959					31 DECEMBER 1958				
	GRAND TOTAL	HEAVIER-THAN-AIR			LIGHTER THAN AIR	GRAND TOTAL	HEAVIER-THAN-AIR			LIGHTER THAN AIR
		TOTAL	COMBAT TYPE	NON-COMBAT TYPE			TOTAL	COMBAT TYPE	NON-COMBAT TYPE	
TOTAL INVENTORY	12,104	12,063	7,576	4,487	41	12,098	12,057	7,562	4,495	41
PROGRAM AIRCRAFT	11,658	11,617	7,321	4,296	41	11,659	11,619	7,321	4,298	40
Operational	8,543	8,513	5,373	3,140	30	8,718	8,691	5,488	3,203	27
Operating	7,965	7,936	4,914	3,022	29	8,147	8,122	5,040	3,082	25
U. S. Navy	7,016	6,989	4,180	2,809	27	7,150	7,127	4,297	2,830	23
U. S. Navy Reserve	949	947	734	213	2	997	995	743	252	2
Operational Pools	578	577	459	118	1	571	569	448	121	2
RFI	106	105	69	36	1	116	115	73	42	1
Not RFI a/	472	472	390	82	-	455	454	375	79	1
Non-Operational Support	1,488	1,483	1,064	419	5	1,430	1,423	1,015	408	7
Delivery	248	247	167	80	1	290	288	204	84	2
Rework	711	708	524	184	3	661	659	478	181	2
Awaiting Rework	529	528	373	155	1	479	476	333	143	3
Reserve Stock	1,627	1,621	884	737	6	1,511	1,505	818	687	6
Overhaul Required	1,518	1,512	830	682	6	1,411	1,405	771	634	6
Overhaul Not Required	109	109	54	55	-	100	100	47	53	-
NON-PROGRAM AIRCRAFT	446	446	255	191	-	439	438	241	197	1
Awaiting Decision or Strike	147	147	69	78	-	134	133	63	70	1
Contingency Reserve	4	4	-	4	-	4	4	-	4	-
Project Development	42	42	36	6	-	44	44	38	6	-
Bailment & Loan	232	232	132	100	-	237	237	122	115	-
Board of Inspection & Survey	21	21	18	3	-	20	20	18	2	-

a/ Includes 25 aircraft in Com Nav Air Pac custody awaiting or undergoing standard rework in Japan.

CHART 2

TOTAL PROGRAM AIRCRAFT BY STATUS

30 JUNE 1955 TO DATE

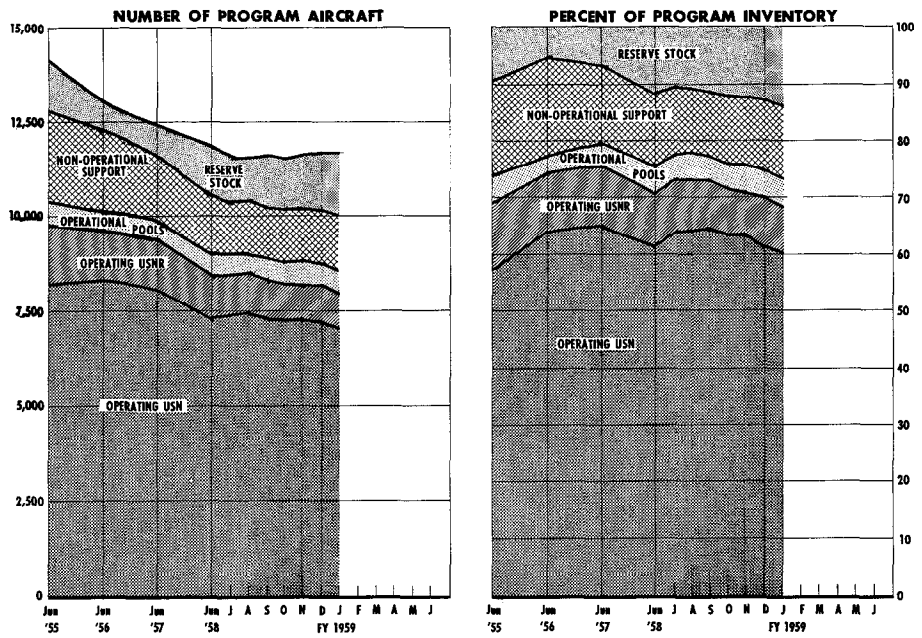

CONFIDENTIAL

DECLASSIFIED

CONFIDENTIAL

62

TABLE 6

TOTAL AIRCRAFT INVENTORY
STATUS DISTRIBUTION BY CLASS & COMMAND
PROGRAM & NON-PROGRAM

CLASS AND COMMAND	GRAND TOTAL	PROGRAM								NON - PROGRAM						
		TOTAL	OPERATIONAL			NON-OPERATIONAL SUPPORT			RESERVE STOCK	TOTAL	AWTG DE-CISION	AWTG. STRIKE	CONTIN-GENCY RESERVE	PRO-JECT DE-VELOP-MENT b/	BAIL-MENT & LOAN	BOARD OF INSPEC-TION & SURVEY
				LOGISTIC SUPPORT												
				OPT'L POOL												
			OPER-ATING	RFI	NOT RFI a/	IN DELIVERY	IN REWORK	AWTG. REWORK								
TOTAL	12,104	11,658	7,965	106	472	248	711	529	1,627	446	55	92	4	42	232	21
Fighter	3,199	3,049	1,921	33	198	66	171	102	558	150	16	27	-	27	71	9
VF(DAY)(JET)	2,042	1,957	1,107	9	110	29	106	75	521	85	9	24	-	12	35	5
VF(DAY)(PROP)	9	6	5	-	-	-	-	-	1	3	-	3	-	-	-	-
VF(AW)(JET)	886	842	632	22	83	29	47	17	12	44	3	-	-	13	26	2
VF(P)(JET)	156	148	110	2	2	6	10	5	13	8	1	-	-	2	3	2
VF(D)(JET)	79	72	52	-	3	2	8	5	2	7	1	-	-	-	6	-
VF(D)(PROP)	5	5	-	-	-	-	-	-	5	-	-	-	-	-	-	-
VF(XD)(JET)	22	19	15	-	-	-	-	-	4	3	2	-	-	-	1	-
Attack	2,356	2,296	1,585	32	91	47	156	166	219	60	11	-	-	5	37	7
VA(DAY)(JET)	1,029	1,004	787	16	55	32	28	21	65	15	-	-	-	4	10	1
VA(DAY)(PROP)	736	730	461	8	7	5	69	100	80	6	6	-	-	-	-	-
VA(AW)(JET)	2	-	-	-	-	-	-	-	-	2	-	-	-	-	2	-
VA(AW)(PROP)	166	165	105	1	2	3	20	30	4	1	1	-	-	-	-	-
VA(N)(PROP)	188	182	103	3	2	1	24	13	36	6	-	-	-	-	6	-
VA(P)(JET)	7	3	1	-	-	2	-	-	-	4	-	-	-	-	4	-
VA(P)(PROP)	21	20	13	-	3	-	-	-	4	1	1	-	-	-	-	-
VA(Q)(JET)	8	5	2	-	1	2	-	-	-	3	-	-	-	-	3	-
VA(Q)(PROP)	15	15	8	-	-	-	7	-	-	-	-	-	-	-	-	-
VA(H)(JET)	148	136	104	-	20	2	8	2	-	12	-	-	-	1	9	2
VA(H)(PROP)	40	36	1	4	1	-	-	-	30	4	3	-	-	-	1	-
VA(SH)(JET)	6	-	-	-	-	-	-	-	-	6	-	-	-	-	2	4
Anti-Submarine	614	599	439	4	45	5	58	48	-	15	-	11	-	1	3	-
VS	614	599	439	4	45	5	58	48	-	15	-	11	-	1	3	-
Patrol	809	800	523	-	26	24	115	45	67	9	2	3	-	1	3	-
VP(L)	618	612	400	-	18	15	82	31	66	6	2	2	-	-	2	-
VP(S)	191	188	123	-	8	9	33	14	1	3	-	1	-	1	1	-
Warning	137	137	112	-	17	-	1	-	7	-	-	-	-	-	-	-
VW(WEA)	7	7	3	-	3	-	-	-	1	-	-	-	-	-	-	-
VW(AEW)	130	130	109	-	14	-	1	-	6	-	-	-	-	-	-	-
Observation	50	50	38	3	1	-	3	2	3	-	-	-	-	-	-	-
VO	50	50	38	3	1	-	3	2	3	-	-	-	-	-	-	-
Transport	633	581	440	-	27	14	68	4	28	52	-	-	-	-	52	-
VR(H)	168	167	123	-	12	2	23	-	2	1	-	-	-	-	1	-
VR(M)	375	326	255	-	5	9	36	4	17	49	-	-	-	-	49	-
VR(S)	9	9	-	-	-	-	-	-	9	-	-	-	-	-	-	-
VR(C)	81	79	62	-	10	3	4	-	-	2	-	-	-	-	2	-
Utility	212	211	134	-	9	1	20	13	34	1	-	1	-	-	-	-
VU(SAR)	101	100	74	-	4	-	17	1	4	1	-	1	-	-	-	-
VU(TOW)	111	111	60	-	5	1	3	12	30	-	-	-	-	-	-	-
Training	3,018	2,899	2,020	26	31	44	56	105	617	119	23	46	4	1	44	1
VT(JET)	907	867	597	1	11	30	6	8	214	40	22	-	-	1	16	1
VT(ME)	853	835	602	2	9	9	25	58	130	18	1	15	-	-	2	-
VT(SE)	1,174	1,142	799	23	10	4	24	36	246	32	-	31	-	-	1	-
VT(E)	42	23	3	-	-	-	-	-	20	19	-	-	4	-	15	-
VT(NAV)	6	6	5	-	-	-	1	-	-	-	-	-	-	-	-	-
VT(D)(JET)	17	13	7	-	1	1	-	2	2	4	-	-	-	-	4	-
VT(D)(PROP)	10	10	6	-	-	-	-	1	3	-	-	-	-	-	-	-
VT(XD)(JET)	9	3	1	-	-	-	-	-	2	6	-	-	-	-	6	-
Rotary Wing	1,037	997	726	7	27	46	60	43	88	40	3	4	-	7	22	4
HS	267	254	176	-	-	11	21	13	33	13	-	-	-	5	6	2
HO	110	105	87	4	1	2	7	4	-	5	-	1	-	-	4	-
HR	176	171	136	1	9	10	11	4	-	5	-	1	-	2	2	-
HU	392	385	271	-	17	23	18	7	49	7	-	-	-	-	5	2
HT	92	82	56	2	-	-	3	15	6	10	3	2	-	-	5	-
Airships	39	39	27	1	-	1	3	1	6	-	-	-	-	-	-	-
ZP	34	34	22	1	-	1	3	1	6	-	-	-	-	-	-	-
ZW	5	5	5	-	-	-	-	-	-	-	-	-	-	-	-	-
COMMAND																
LANT	2,340	2,339	2,205	14	120	-	-	-	-	1	1	-	-	-	-	-
PAC	2,698	2,697	2,359	59	269	-	-	-	-	1	1	-	-	-	-	-
NABS	504	504	502	-	2	-	-	-	-	-	-	-	-	-	-	-
NATRA	1,813	1,813	1,736	30	47	-	-	-	-	-	-	-	-	-	-	-
NART	985	985	949	3	33	-	-	-	-	-	-	-	-	-	-	-
R&D	431	205	204	-	1	-	-	-	-	226	-	-	-	42	168	16
BUAER	3,333	3,115	-	-	-	248	711	529	1,627	218	53	92	4	-	64	5

a/ Includes 25 aircraft in Com Nav Air Pac custody awaiting or undergoing standard rework in Japan.

b/ Project Development - A new non-program aircraft category, established with 30 June 1958 data, which includes both the Research and Development "Y-Project" aircraft and Experimental aircraft.

CONFIDENTIAL

DECLASSIFIED

TABLE 7

STATUS DISTRIBUTION BY CLASS & COMMAND
PROGRAM & NON-PROGRAM

DATE	GRAND TOTAL	PROGRAM: TOTAL	PROGRAM: OPERATIONAL: OPER-ATING	PROGRAM: OPERATIONAL: LOGISTIC SUPPORT: OPT'L POOL a/: RFI	PROGRAM: OPERATIONAL: LOGISTIC SUPPORT: OPT'L POOL a/: NOT RFI	PROGRAM: NON-OPERATIONAL SUPPORT: LOGISTIC SUPPORT: IN DELIVERY	PROGRAM: NON-OPERATIONAL SUPPORT: LOGISTIC SUPPORT: IN REWORK	PROGRAM: NON-OPERATIONAL SUPPORT: LOGISTIC SUPPORT: AWTG. REWORK	PROGRAM: RESERVE STOCK	NON-PROGRAM: TOTAL	NON-PROGRAM: AWTG DE-CISION b/	NON-PROGRAM: AWTG. STRIKE	NON-PROGRAM: CONTIN-GENCY RESERVE	NON-PROGRAM: PRO-JECT DE-VELOP-MENT d/	NON-PROGRAM: BAIL-MENT & LOAN	NON-PROGRAM: BOARD OF INSPEC-TION & SURVEY
30 JUNE																
1949	14,116	13,965	7,695	483	-	602	1,463	868	2,854	151	85	-	-	66	-	-
1950	14,095	13,891	6,177	553	-	535	965	869	4,792	204	119	-	-	42	43	-
1951	13,532	13,174	7,369	797	-	610	1,053	877	2,468	358	269	-	-	43	46	-
1952	13,846	13,475	8,814	836	-	677	1,031	818	1,299	371	269	-	-	35	67	-
1953	14,936	13,986	9,865	1,019	-	654	861	866	721	950	812	-	-	28	110	-
1954																
31 March	15,172	14,019	9,712	958	-	629	727	1,013	950	1,153	965	-	-	24	119	45
30 June	15,536	14,151	9,733	1,025	-	588	847	880	1,078	1,385	1,197	-	-	24	118	46
30 September	15,734	14,129	9,701	897	-	557	908	894	1,172	1,605	1,399	-	-	18	139	49
31 December	16,052	14,311	9,707	829	-	563	912	1,036	1,264	1,741	123	-	1,397 c/	16	156	49
1955																
31 March	16,318	14,080	9,559	851	-	624	1,010	937	1,099	2,238	581	-	1,428	16	159	54
30 June	16,504	14,140	9,761	644	23	612	924	857	1,319	2,364	126	503	1,508	18	163	46
30 September	16,780	14,159	9,715	543	31	598	1,036	774	1,462	2,621	126	831	1,431	13	170	50
31 December	17,079	13,710	9,578	460	26	626	1,038	775	1,207	3,369	148	2,145	817	11	191	57
1956																
31 March	17,067	13,554	9,692	442	46	539	1,063	718	1,054	3,513	125	2,527	590	8	200	63
30 June	15,761	13,003	9,687	371	32	482	981	764	686	2,758	131	1,591	734	9	236	57
30 September	14,714	12,752	9,596	350	15	369	943	745	734	1,962	201	602	829	8	266	56
31 December	14,253	12,573	9,553	364	18	391	892	618	737	1,680	158	336	853	8	265	60
1957																
31 March	13,933	12,566	9,557	400	17	380	767	604	841	1,367	103	169	760	7	275	53
30 June	13,958	12,434	9,421	471	21	362	718	624	817	1,524	196	137	870	5	270	46
30 September	12,748	12,065	9,338	180	295	348	776	444	684	683	58	160	145	5	272	43
31 December	12,786	12,140	9,275	100	354	373	756	422	860	646	66	133	150	3	252	42
1958																
31 March	12,865	12,214	9,039	112	390	391	758	464	1,060	651	93	149	150	-	223	36
30 June	12,573	11,924	8,424	198	373	259	764	515	1,391	649	59	221	56	58	226	29
30 September	12,087	11,629	8,415	124	412	242	678	395	1,363	458	27	121	4	49	230	27
31 December	12,098	11,659	8,147	116	455	290	661	479	1,511	439	40	94	4	44	237	30
1959																
31 January	12,104	11,658	7,965	106	472	248	711	529	1,627	446	55	92	4	42	232	21

a/ Commencing with 30 April 1955 data, "Operational Pool" aircraft was broken by "For Use" and "ForBUAER" until 30 June 1957. Commencing with 31 July 1957 data, "Operational Pool" aircraft is broken by "RFI" and "NOT RFI".

b/ Includes aircraft both in "Awaiting Decision" and "Awaiting Strike" status for period June 1949 through 31 May 1957.

c/ Prior to September 1954 "Awaiting Disposition" category included both "Contingency Reserve" aircraft and aircraft in process of final disposition. Commencing with October 1954 issue, the two categories are shown as separate classifications.

d/ Project Development - A new non-program aircraft category, established with 30 June 1958 data, which includes both the Research and Development "Y-Project" aircraft and Experimental aircraft.

DECLASSIFIED

TABLE 8 STATUS AND COMMAND DISTRIBUTION OF PROGRAM AIRCRAFT BY MODEL

CLASS AND MODEL	TOTAL PROGRAM AIRCRAFT	STATUS DISTRIBUTION OF PROGRAM A/C					COMMAND DISTRIBUTION OF OPERATIONAL A/C						BUAER FA
		OPERATING	LOGISTIC SUPPORT			RESERVE STOCK	LANT	PAC	NABS	NATRA	NART	R&D	
			OPERATIONAL POOL		NON-OPERATIONAL SUPPORT								
			RFI	NOT RFI a/									
TOTAL LAST MONTH	11659	8147	116	455	1430	1511	2380	2759	511	1825	1037	206	2941
TOTAL THIS MONTH	11658	7965	106	472	1488	1627	2339	2697	504	1813	985	205	3115
FIGHTER JET	3038	1916	33	198	339	552	649	848		201	376	73	891
FIGHTER PROP	11	5				6	3	2					6
ATTACK JET	1148	894	16	76	97	65	340	472		145		29	162
ATTACK PROP	1148	691	16	15	272	154	245	310	28	47	78	14	426
ANTI SUBMARINE	599	439	4	45	111		137	87		87	172	5	111
PATROL	800	523		26	184	67	200	192		31	111	15	251
WARNING	137	112		17	1	7	58	55		6		10	8
OBSERVATION	50	38	3	1	5	3	15	27					8
TRANSPORT	581	440		27	86	28	183	140	55	18	54	17	114
UTILITY	211	134		9	34	34	48	66	20	2	2	5	68
TRAINING JET	883	605	1	12	47	218	101	109	50	285	62	11	265
TRAINING PROP	2016	1415	25	19	158	399	97	97	288	883	78	16	557
ROTARY WING	997	726	7	27	149	88	246	292	63	103	50	6	237
AIRSHIPS	39	27	1		5	6	17			5	2	4	11
FIGHTER JET													
VF DAY	1957	1107	9	110	210	521	292	396		153	356	29	731
VF AW	842	632	22	83	93	12	277	367		41	20	32	105
VF P	148	110	2	2	21	13	48	57		7		2	34
VF D	72	52		3	15	2	25	20				10	17
VF KD	19	15				4	7	8					4
FIGHTER PROP													
VF DAY	6	5				1	3	2					1
VF D	5					5							5
ATTACK JET													
VA DAY	1004	787	16	55	81	65	276	415		145		22	146
VA P	3	1			2							1	2
VA Q	5	2		1	2		1	2					2
VA H	136	104		20	12		63	55				6	12
ATTACK PROP													
VA DAY	730	461	8	7	174	80	143	180	28	44	74	7	254
VA AW	165	105	1	2	53	4	42	55		3	4	4	57
VA W	182	103	3	2	38	36	49	57				2	74
VA P	20	13		3		4	7	9					4
VA Q	15	8			7		3	5					7
VA H	36	1	4	1		30	1	4				1	30
ANTI SUBMARINE													
VS	599	439	4	45	111		137	87		87	172	5	111
PATROL													
VP L	612	400		18	128	66	149	121		22	111	15	194
VP S	188	123		8	56	1	51	71		9			57
WARNING													
VW WEA	7	3		3		1	6						1
VW AEW	130	109		14	1	6	52	55		6		10	7
OBSERVATION													
VO	50	38	3	1	5	3	15	27					8
TRANSPORT													
VR H	167	123		12	30	2	27	57	8	6	32	5	32
VR M	326	255		5	49	17	120	49	46	12	22	11	66
VR S	9					9							9
VR C	79	62		10	7		36	34	1			1	7
UTILITY													
VU SAR	100	74		4	18	4	26	28	20	2	2		22
VU TOW	111	60		5	16	30	22	38				5	46
TRAINING JET													
VT	867	597	1	11	44	214	97	104	50	285	62	11	258
VT D	13	7		1	3	2	3	5					5
VT KD	3	1				2	1						2
TRAINING PROP													
VT ME	835	602	2	9	92	130	82	88	201	159	75	8	222
VT SE	1142	799	23	10	64	246	11	9	86	720		6	310
VT E	23	3				20					3		20
VT NAV	6	5			1				1	4			1
VT D	10	6			1	3	4					2	4
ROTARY WING													
HS	254	176			45	33	89	58			25	4	78
HO	105	87	4	1	13		21	28	14	29			13
HR	171	136	1	9	25		41	76	16	10	2	1	25
HU	385	271		17	48	49	84	129	33	19	22	1	97
HT	82	56	2		18	6	11	1		45	1		24
AIRSHIPS													
ZP	34	22	1		5	6	13			5	2	3	11
ZW	5	5					4					1	

a/ Includes 25 aircraft in Com Nav Air Pac custody awaiting or undergoing standard rework in Japan.

DECLASSIFIED

CONFIDENTIAL

TABLE 8 STATUS AND COMMAND DISTRIBUTION OF PROGRAM AIRCRAFT BY MODEL

CLASS AND MODEL	TOTAL PROGRAM AIR-CRAFT	STATUS DISTRIBUTION OF PROGRAM A/C					COMMAND DISTRIBUTION OF OPERATIONAL A/C						BUAER FA
		OPERA-TING	LOGISTIC SUPPORT			RESERVE STOCK	LANT	PAC	NABS	NATRA	NART	R&D	
			OPERATIONAL POOL		NON-OPERA-TIONAL SUPPORT								
			RFI	NOT RFI a/									
FIGHTER JET													
VF DAY													
* F8U 2	2				2								2
* F8U 1	326	231		21	74		105	144				3	74
* F11F 1	158	103	3	23	12	17	36	61		30		2	29
F9F 8	167	82		7	24	54	23	31		32		3	78
F9F 7	48					48							48
F9F 6	341	189	2	1	1	148					187	5	149
F9F 5	357	99		7		251				91	15		251
F3H 2M	66	54		2	10		26	26				4	10
F2H 2	4	1				3						1	3
FJ 4	118	91		23	4			109				5	4
FJ 3	212	145	3	7	57		43	14			93	5	57
FJ 3M	131	86	1	18	26		59	11			34	1	26
FJ 2	27	26		1							27		
VF AW													
F2H 4	80	64	2	9	5		50	15		10			5
F2H 3	101	78	3	3	17		2	31		31	20		17
F2H 3X	1				1								1
* F3H 2	143	104		26	13		55	70				5	13
* F3H 2X	4				4								4
* F3H 2N	88	58		15	15		23	40				10	15
* F4H 1	1				1								1
F3D 2	9	9					2	3				4	
F3D 2T2	50	35			3	12	18	15				2	15
F3D 2Q	29	28			1		9	19					1
F3D 2M	4	4										4	
* F4D 1	332	252	17	30	33		118	174				7	33
VF P													
* F8U 1P	40	31			9		12	18				1	9
F9F 8P	97	73	1	1	12	10	36	38				1	22
F9F 6P	7	6	1							7			
F2H 2P	4			1		3		1					3
VF D													
F9F 6D	29	26			1	2	8	8				10	3
FJ 3D	26	19			7		8	11					7
FJ 3D2	12	7		3	2		9	1					2
FJ 3D2X	5				5								5
VF KD													
F9F 5KD	13	11				2	5	6					2
F9F 2KD	6	4				2	2	2					2
FIGHTER PROP													
VF DAY													
F6F 5	6	5				1	3	2					1
VF D													
F8F 2D	5					5							5
ATTACK JET													
VA DAY													
* A4D 2	359	315		15	29		189	137				4	29
A4D 1	135	87		28	20		46	60				9	20
* FJ 4B	190	169	5	8	8			177				5	8
F9F 8B	320	216	11	4	24	65	41	41		145		4	89
VA P													
* A3D 2P	2				2								2
A3D 1P	1	1										1	
VA Q													
* A3D 2Q	2				2								2
A3D 1Q	3	2		1			1	2					
VA H													
* A3D 2	104	79		17	8		38	55				3	8
A3D 1	32	25		3	4		25					3	4
ATTACK PROP													
VA DAY													
AD 7	58	31			27			31					27
AD 6	473	298	8	7	107	53	132	132	3	18	27	1	160
AD 5	164	97			40	27	10	17	11	6	47	6	67
AD 4B	14	14					1		13				
AD 4NA	5	5							1	4			
AD 4	16	16								16			
VA AW													
AD 5N	111	65	1	2	39	4	24	35		3	4	2	43
AD 5Q	40	36			4		16	18				2	4
AD 5QX	10				10								10
TF 1Q	4	4					2	2					
VA W													
* WF 2	1				1								1
AD 5W	181	103	3	2	37	36	49	57				2	73
VA P													
AJ 2P	20	13		3		4	7	9					4
VA Q													
* WV 2Q	7				7								7
P4M 1Q	8	8					3	5					
VA H													
AJ 2	36	1	4	1		30	1	4				1	30

a/ Includes 25 aircraft in Com Nav Air Pac custody awaiting or undergoing standard rework in Japan.

CONFIDENTIAL

DECLASSIFIED.

TABLE 8 STATUS AND COMMAND DISTRIBUTION OF PROGRAM AIRCRAFT BY MODEL

CLASS AND MODEL	TOTAL PROGRAM AIRCRAFT	STATUS DISTRIBUTION OF PROGRAM A/C					COMMAND DISTRIBUTION OF OPERATIONAL A/C						BUAER FA
		OPERATING	LOGISTIC SUPPORT			RESERVE STOCK	LANT	PAC	NABS	NATRA	NART	R&D	
			OPERATIONAL POOL		NON-OPERATIONAL SUPPORT								
			RFI	NOT RFI a/									
ANTI SUBMARINE													
VS													
* S2F 2	56	27			29		18	9					29
* S2F 1	467	366	4	33	64		119	78		29	172	5	64
* S2F 1T	72	46		12	14					58			14
* S2F 1TX	4				4								4
PATROL													
VP L													
* P2V 7	129	85		3	41		52	33				3	41
P2V 6	22	15			7						15		7
P2V 6F	2	2									2		
P2V 6M	25	18		1	6						17	2	6
* P2V 5	6	5			1						5		1
* P2V 5F	279	207		12	60		87	80			47	5	60
* P2V 5FX	1				1								1
* P2V 5FD	2	2					1	1					
* P2V 5FDX	1				1								1
* P2V 5JF	6	5			1						5		1
P2V 4	42	25		1	5	11				4	20	2	16
P2V 3	29	14				15	1			11		2	15
P2V 3B	20	15		1		4	8	7				1	4
P2V 3W	4					4							4
P2V 2	39	7				32				7			32
P4Y 2	5				5								5
VP S													
* P5M 2	86	54		8	24		26	36					24
P5M 1	102	69			32	1	25	35		9			33
WARNING													
VW WEA													
* WV 3	7	3		3		1	6						1
VW AEW													
* WV 2	129	108		14	1	6	52	55		6		9	7
* WV 2E	1	1										1	
OBSERVATION													
VO													
OE 2	22	19	1		2		8	12					2
OE 1	28	19	2	1	3	3	7	15					6
TRANSPORT													
VR H													
R6D 1	17	14			3		2	12					3
R7W 2	2					2							2
R7V 1	13	8		5			6	7					
R5D 5	6	4		1	1		4		1				1
R5D 5X	4				4								4
R5D 3	62	44		4	14		7	21	4		14	2	14
R5D 2	32	28			4		2	9		2	13	2	4
R5D 5RX	1				1								1
R5D 4R	15	12		2	1		2	3	1	2	5	1	1
R6D 1Z	6	5			1		3	2					1
R5D 5ZX	1				1								1
R5D 3Z	2	2							1	1			
R5D 2Z	5	5					1	3	1				
R5D 1Z	1	1								1			
VR M													
R4Q 2	54	49			5		49						5
R4Q 1	33	19		3	3	8		16	4	2			11
R4D 8	95	76		1	17	1	21	16	20	7	9	4	18
R4D 6	48	37			11		15	9	4		6	3	11
R4D 5	46	37		1	6	2	15	6	8	1	5	3	8
R4D 6R	3	2			1		1				1		1
R4D 5R	2					2							2
R4D 8Z	3	2			1			1	1				1
R4D 6Z	4					4							4
R4Y 2	2	2					1		1				
R4Y 1	35	30			5		18	1	7	2	1	1	5
R4Y 1Z	1	1							1				
VR S													
R3Y 2	6					6							6
R3Y 1	3					3							3
VR C													
TF 1	79	62		10	7		36	34	1			1	7
UTILITY													
VU SAR													
UF 1	88	63		4	17	4	19	28	16	2	2		21
UF 1T	5	4			1				4				1
UC 1	7	7					7						
VU TOW													
JD 1	81	41		5	16	19	13	32				1	35
JD 1X	11					11							11
JD 1D	19	19					9	6				4	

a/ Includes 25 aircraft in Com Nav Air Pac custody awaiting or undergoing standard rework in Japan.

DECLASSIFIED

TABLE 8 STATUS AND COMMAND DISTRIBUTION OF PROGRAM AIRCRAFT BY MODEL

CLASS AND MODEL	TOTAL PROGRAM AIR-CRAFT	STATUS DISTRIBUTION OF PROGRAM A/C					COMMAND DISTRIBUTION OF OPERATIONAL A/C						BUAER FA
		OPERA-TING	LOGISTIC SUPPORT			RESERVE STOCK	LANT	PAC	NABS	NATRA	NART	R&D	
			OPERATIONAL POOL		NON-OPERA-TIONAL SUPPORT								
			RFI	NOT RFI a/									
TRAINING JET													
VT													
T2J 1	9				9								9
T2V 1	145	130		3	12					128		5	12
TV 2	494	259	1	8	12	214	62	65	50	28	62	1	226
TT 1	9	9								9			
F9F 8T	210	199			11		35	39		120		5	11
VT D													
TV 2D	13	7		1	3	2	3	5					5
VT KD													
TV 2KD	3	1				2	1						2
TRAINING PROP													
VT ME													
JRB 6	73	35			1	37			35				38
SNB 5	716	532	2	6	83	93	79	81	153	148	71	8	176
SNB 4	6	6							6				
SNB 5P	40	29		3	8		3	7	7	11	4		8
VT SE													
T 34B	405	198	23			184	1		18	201		1	184
T 28B	426	322		3	39	62	10	9	32	269		5	101
T 28C	274	244		6	24					250			24
N3N 3	37	35		1	1				36				1
VT E													
R4D 6Q	1					1							1
R4D 5Q	2					2							2
R4D 6S	10	1				9					1		9
R4D 5S	10	2				8					2		8
VT NAV													
R4D 7	6	5			1				1	4			1
VT D													
T 28BD	10	6			1	3	4					2	4
ROTARY WING													
HS													
* HSS 1	183	150			33		75	46			25	4	33
* HSS 1N	34	26			8		14	12					8
HSL 1	37				4	33							37
HO													
HOK 1	67	50	4		13		18	26	10				13
HO4S 3	38	37		1			3	2	4	29			
HR													
* HR2S 1	43	31		6	6		14	20	3				6
HRS 3	122	101	1	3	17		27	56	11	10		1	17
HRS 3X	2				2								2
HRS 1	4	4							2		2		
HU													
* HUK 1	21	15		3	3		10	8					3
* HUS 1	125	110		2	13		34	66	11			1	13
* HUS 1A	22	17		5			8	10	4				
HUL 1	16	11			5		5	6					5
HUP 3	49					49							49
HUP 2	152	118		7	27		27	39	18	19	22		27
HT													
HTL 7	15	14	1							15			
HTL 6	43	25			18					25			18
HTL 5	19	14	1			4	9			5	1		4
HTL 4	5	3				2	2	1					2
AIRSHIPS													
ZP													
* ZS2G 1	13	8			2	3	6			2			5
ZSG 4	8	4	1			3				3	2		3
ZSG 3	1				1								1
* ZPG 2	11	9			2		7					2	2
ZPG 1	1	1										1	
ZW													
* ZPG 2W	5	5					4					1	

* COMBAT FIRST LINE MODELS.

X The suffix letter X is added to indicate that a conversion to that model has not been completed. Upon completion of the conversion, the suffix letter is dropped.

a/ Includes 25 aircraft in Com Nav Air Pac custody awaiting or undergoing standard rework in Japan.

DECLASSIFIED

DISTRIBUTION OF NON-PROGRAM AIRCRAFT BY MODEL

TABLE 9

CLASS & MODEL	GRAND TOTAL	AWTG. DECI-SION	AWTG. STRIKE	MAP	CONT. RE-SERVE	BAIL-MENT	LOAN	PROJ. DEV. a/	BRD. OF INSP. & SURVEY
TOTAL	446	55	11	81	4	154	78	42	21
Fighter	150	16	5	22		61	10	27	9
VF(DAY)JET	85	9	2	22		29	6	12	5
YF8U-2	2								2
F8U-2	3					3			
F8U-1	9					8	1		
YF8U-1	3								3
Y/F8U-1	4							4	
F7U-3	1					1			
F11F-1	10					9	1		
Y/F11F-1 ...	6							6	
F11F-1F	2					2			
F9F-6	2	1					1		
Y/F9F-6	1							1	
F9F-2	26			22		1	3		
Y/F9F-2	1							1	
F2H-2	3	1				2			
FJ-4	4		1			3			
F9F-5	7	7							
FJ-2	1		1						
VF(DAY)PROP	3		3						
F6F-5	3		3						
VF(AW)JET	44	3				22	4	13	2
F2H-3	1	1							
F3D-2T2	2	2							
F8U-3	3					3			
YF3H-2	7					5	1		1
F3H-2N	1					1			
Y/F3H-2N ...	1							1	
F4H-1	3					3			
F3D-2	3					3			
F3D-2M	2					2			
Y/F3D-2M ...	1							1	
F3D-1	3					2	1		
Y/F3D-1	3							3	
F4D-1	4					3	1		
XF4D-1	1						1		
Y/F4D-1	8							8	
YF2Y-1	1								1
VF(P)JET	8	1				3		2	2
F9F-8P	1	1							
F8U-1P	1					1			
YF8U-1P	2								2
F7U-3P	1					1			
Y/F7U-3P ...	1							1	
F9F-6P	1					1			
Y/F2H-2P ...	1							1	
VF(D)JET	7	1				6			
F8U-1D	4					4			
FJ-3D	3	1				2			
VF(KD)JET	3	2				1			
F8U-1KD	1					1			
F9F-2KD	2	2							
Attack	60	11				37		5	7
VA(DAY)JET	15					10		4	1
A4D-2	4					4			
YA4D-2	1								1
Y/A4D-2	2							2	
A4D-2N	2					2			
A4D-1	1					1			
XA4D-1	2					1		1	
FJ-4B	2					2			
Y/FJ-4B	1							1	
VA(DAY)PROP	6	6							
AD-6	2	2							
AD-4	4	4							
VA(AW)JET	2					2			
A3J-1	2					2			
VA(AW)PROP	1	1							
AD-4Q	1	1							
VA(W)PROP	6					6			
WF-2	6					6			
VA(P)JET	5	1				4			
A3D-2P	4					4			
AJ-2P	1	1							
VA(Q)JET	3					3			
A3D-2Q	3					3			
VA(H)JET	12					9		1	2
A3D-2	7					7			
YA3D-2	1								1
A3D-1	2					2			
YA3D-1	1								1
Y/A3D-1	1							1	
VA(H)PROP	4	3				1			
AJ-2	3	3							
AJ-1	1					1			
VA(SM)JET	6					2			4
P6M-1	2					2			
YP6M-1	4								4
Anti-Submarine	15		1	10		3		1	
VS	15		1	10		3		1	
S2F-1	13			10		3			
Y/S2F-1	1							1	
TBM-3E	1		1						
Patrol	9	2	2	1		3		1	
VP(L)	6	2	2			2			
P2V-7	1	1							
P2V-5F	2		1			1			
P2V-3W	1					1			
P2V-2	2	1	1						
VP(S)	3			1		1		1	
P5M-2	2			1		1			
Y/PBM-5S2 ...	1							1	
Transport	52					5	47		
VR(H)	1						1		
R5D-4R	1						1		
VR(M)	49					3	46		
R4D-6	3					1	2		
R4D-5	3						3		
R4D-6R	25					1	24		
R4D-5R	14						14		
R4D-6Z	2						2		
R4D-5Z	1						1		
R4X-1	1					1			
VR(C)	2					2			
TF-1	2					2			

TABLE 9

DISTRIBUTION OF NON-PROGRAM AIRCRAFT

DECLASSIFIED

CLASS & MODEL	GRAND TOTAL	AWTG. DECI-SION	AWTG. STRIKE	MAP	CONT. RE-SERVE	BAIL-MENT	LOAN	PROJ. DEV. a/	BRD. OF INSP. & SURVEY
Utility	1			1					
VU(SAR)	1			1					
UF-2	1			1					
Training	119	23	1	45	4	25	19	1	1
VT(JET)	40	22				14	2	1	1
T2J-1	8					8			
T2V-1	1					1			
TV-2	24	22				1	1		
Y/TV-2	1							1	
TT-1	2					2			
YTT-1	1								1
F9F-8T	3					2	1		
VT(ME)	18	1		15			2		
JRB-4	16			15			1		
SNB-5	2	1					1		
VT(SE)	32		1	30		1			
T-34B	1					1			
SNJ-5	1		1						
SNJ-5C	30			30					
VT(E)	19				4		15		
R4D-6Q	7				3		4		
R4D-5Q	3				1		2		
R4D-6S	8						8		
R4D-5S	1						1		
VT(D)	4					4			
TV-2D	4					4			

CLASS & MODEL	GRAND TOTAL	AWTG. DECI-SION	AWTG. STRIKE	MAP	CONT. RE-SERVE	BAIL-MENT	LOAN	PROJ. DEV. a/	BRD. OF INSP. & SURVEY
VT(KD)JET	6					6			
TV-2KD	6					6			
Rotary Wing	40	3	2	2		20	2	7	4
HS	13					6		5	2
HSS-1	6					6			
Y/HSS-1	1							1	
XHSS-1N	2								2
Y/HSL-1	4							4	
HO	5		1			2	2		
HOK-1	3					2	1		
XHC3S-2	1						1		
HC3S-1	1		1						
HR	5		1			2		2	
Y/HR2S-1W ..	1							1	
HR2S-1	2					2			
Y/HR2S-1 ...	1							1	
HRS-1	1		1						
HU	7					5			2
YHUK-1	3					1			2
HUP-2S	2					2			
HUP-1	2					2			
HT	10	3		2		5			
HTK-1	3					3			
HTL-7	2					2			
HTL-5	1	1							
HTL-4	4	2		2					

DECLASSIFIED

[redacted]

TABLE 10

PROGRAM AIRCRAFT INVENTORY
TYPE OF ORGANIZATIONAL UNIT BY CLASS

UNIT TYPE	TOTAL	CLASS OF AIRCRAFT													
		VF JET	VF PROP	VA JET	VA PROP	VS	VP	VW	VO	VR	VU	VT JET	VT PROP	H	Z
TOTAL	11628	3038	11	1148	1148	599	800	137	40	581	211	883	2016	997	39
OPERATING	7965	1916	5	894	691	439	523	112	38	440	134	605	1415	726	27
LOGISTIC SUPPORT	2066	570		189	303	160	210	18	9	113	43	60	202	183	6
RESERVE STOCK	1627	552	6	65	154		67	7	3	28	34	218	399	88	6
OPERATING UNITS															
FLEET COMBAT	3656	1172		670	500	200	343	96	38	113		23	5	482	14
USN	2626	796		486	452	200	343	96		2				237	14
VF DAY	325	296		15	14										
VF AW	318	305		5	8										
VA JET	322	19		296	7										
VA PROP	257			57	200										
VA H	61			61											
VFP PHOTO	71	71													
VAAW NIGHT	93				92	1									
VAW AEW	119	9			110										
VFAW	57	57													
HEAVY ATTACK	49			49											
GMGRU	39	39													
VQ ECM	14			3	8		3								
VAP PHOTO	13				13										
VS	199					199									
HS	144													144	
VP LAND	194						194								
VP SEA	111						111								
ZP	10														10
VAH LAND	12						12								
VAH SEA	23						23								
VW AEW WEA	42							40		2					
VW BARRIER	56							56							
ZW BARRIER	4														4
HU	93													93	
USMC	1030	376		184	48				38	111		23	5	245	
MAW HEDRONS	146	32		16	6					27		23	4	38	
VMF	162	162													
VMF AW	114	114													
VMA	220	10		168	42										
VMCJ	58	58													
VMR	84									84					
HMR	198								4					194	
VMO	48								34				1	13	
DIREC COMB SUPP	881	124	5	51	24	7	26			163	87	175	168	48	3
USN	788	121	5	30	24	7	26			159	87	144	163	19	3
OPDEVFOR	82	22		14	2	2	9			8	7	3	6	6	3
FAWTU	1												1		
FASRON	232	25		6	17	5	2			51	9	36	80	1	
VU	135	56	5				2			2	53		14	3	
VR TAC SUPP	66									64			2		
FLEET TRNG	207	18		10	1		13			8	2	105	49	1	
FLEET BASES	47				2					11	15		11	8	
CV & AV UTIL	18				2					15	1				
USMC	93	3		21						4		31	5	29	
HMX	29													29	
FMF & FAHG	16	3								4		5	4		
VMT	48			21								26	1		
INDIR COMB SUPP	743	73		29	42	5	14	10		96	43	65	314	48	4
NABS & NAS	375				12					42	35	39	218	29	
BAGR & BAR	13									2			11		
R & D	204	73		29	14	5	14	10		17	5	11	16	6	4
ATT & MISS	22									16	3		3		
USMCAS	129				16					19		15	66	13	
NATRA	1736	187		144	47	67	31	6		18	2	281	850	99	4
BASIC	996	7			1	3				9	2	139	743	88	4
ADVANCED	625	133		144	43	64	31			5		132	64	9	
TECHNICAL	115	47			3			6		4		10	43	2	
NART	949	360			78	160	109			50	2	61	78	49	2
LOGISTIC SUPP	2066	570		189	303	160	210	18	9	113	43	60	202	183	6
OPTL POOLS	578	231		92	31	49	26	17	4	27	9	13	44	34	1
RFI	106	33		16	16	4			3			1	25	7	1
NOT RFI a/	472	198		76	15	45	26	17	1	27	9	12	19	27	
NON OPTL SUPP	1488	339		97	272	111	184	1	5	86	34	47	158	149	5
DELIVERY	248	66		38	9	5	24			14	1	31	13	46	1
REWORK	711	171		36	120	58	115	1	3	68	20	6	50	60	3
AWTG REWORK	529	102		23	143	48	45		2	4	13	10	95	43	1
RESERVE STOCK	1627	552	6	65	154		67	7	3	28	34	218	399	88	6
O/H REQUIRED	1518	535	6	65	150		67	7	3	18	34	210	362	55	6
O/H NOT REQ	109	17			4					10		8	37	33	

a/ Includes 25 aircraft in Com Nav Air Pac custody awaiting or undergoing standard rework in Japan.

[redacted]

Chart 3

DECLASSIFIED

[redacted]

TYPE OF ORGANIZATIONAL UNIT

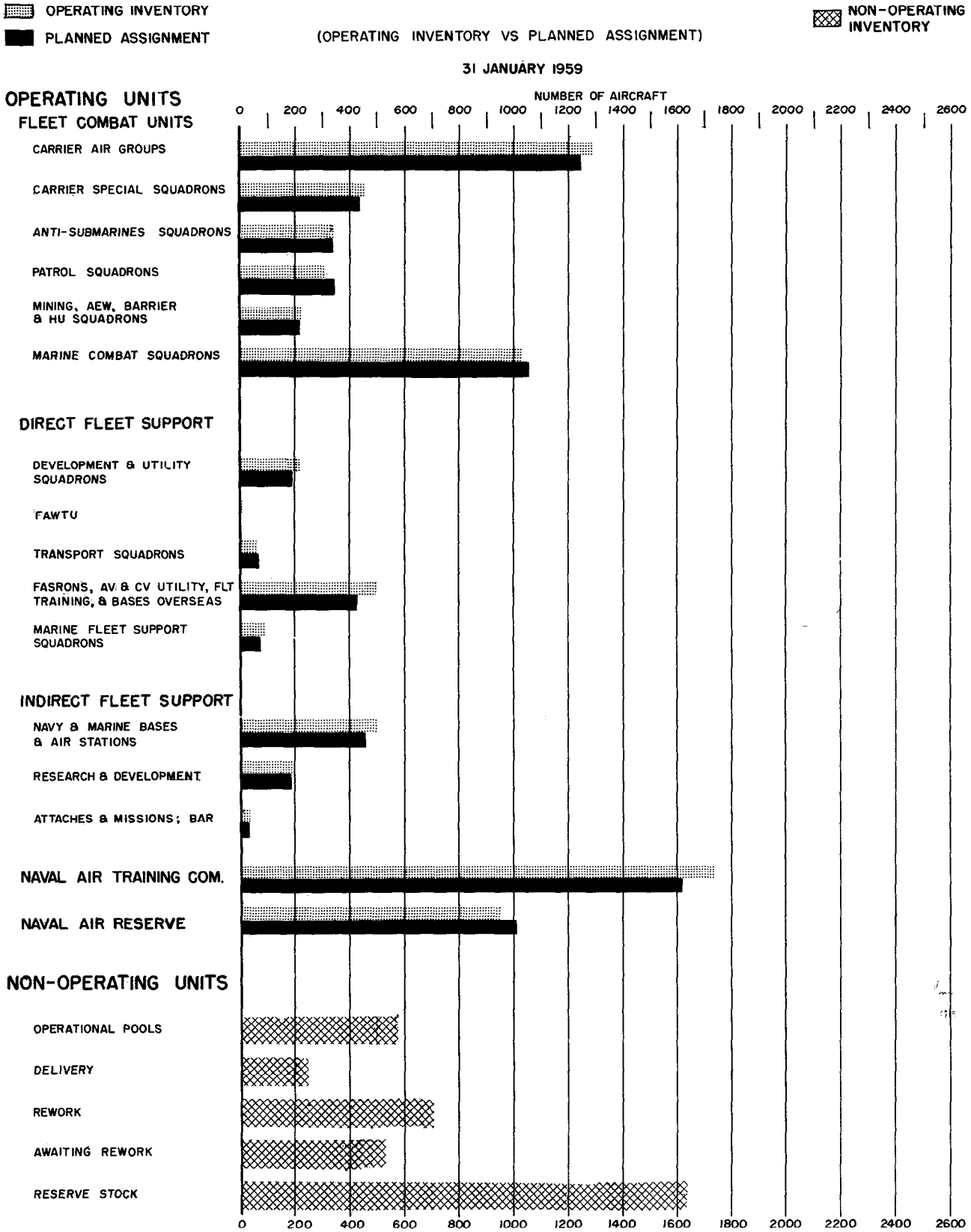

[redacted]

TABLE 11

PROGRAM AIRCRAFT INVENTORY
TYPE OF ORGANIZATIONAL UNIT BY CLASS
NAVAL AIR FORCE, ATLANTIC FLEET

DECLASSIFIED

UNIT TYPE	TOTAL	CLASS OF AIRCRAFT													
		VF JET	VF PROP	VA JET	VA PROP	VS	VP	VW	VO	VR	VU	VT JET	VT PROP	H	Z
TOTAL	2339	649	3	340	245	137	200	58	15	183	48	101	97	246	17
OPERATING	2205	598	3	312	238	131	192	49	12	173	48	99	96	237	17
OPERATIONAL POOLS	134	51		28	7	6	8	9	3	10		2	1	9	
FLEET COMBAT	1772	567		302	233	127	175	49	12	61		8	1	223	14
USN	1340	395		232	206	127	175	49		1				141	14
VF DAY	155	139		2	14										
VF AW	173	168		5											
VA JET	175	6		162	7										
VA PROP	87				87										
VA H	61			61											
VFP PHOTO	32	32													
VAAW NIGHT	41				40	1									
VAW AEW	49				49										
VFAW	30	30													
GMGRU	20	20													
VQ ECM	8			2	3		3								
VAP PHOTO	6				6										
VS	126					126									
HS	86													86	
VP LAND	114						114								
VP SEA	47						47								
VAH SEA	11						11								
ZP	10														10
VW AEW WEA	21							20		1					
VW BARRIER	29							29							
ZW BARRIER	4														4
HU	55													55	
USMC	432	172		70	27				12	60		8	1	82	
MAW HEDRONS	69	12		8	5					11		8	1	24	
VMF	86	86													
VMF AW	42	42													
VMA	94	10		62	22										
VMCJ	22	22													
VMR	49									49					
HMR	60								2					58	
VMO	10								10						
DIREC COMB SUPP	405	31	3	10	5	4	17			97	41	91	91	12	3
USN	374	29	3	1	5	4	17			95	41	75	89	12	3
OPDEVFOR	53	12				2	9			8	7	2	4	6	3
FAWTU	1												1		
FASRON	88			1	1	2	1			27	6	12	37	1	
VU	51	17	3				1			1	20		8	1	
VR TAC SUPP	33									32			1		
FLEET TRNG	105						6			5	2	61	30	1	
FLEET BASES	25				2					7	5		8	3	
CV & AV UTIL	18				2					15	1				
USMC	31	2		9						2		16	2		
FMF & FAHG	8	2								2		2	2		
VMT	23			9								14			
INDIR COMB SUPP	28									15	7		4	2	
NABS & NAS	13									3	5		3	2	
ATT & MISS	15									12	2		1		
OPTL POOLS	134	51		28	7	6	8	9	3	10		2	1	9	
RFI	14	5			2				3					4	
NOT RFI	120	46		28	5	6	8	9		10		2	1	5	

DECLASSIFIED

PROGRAM AIRCRAFT INVENTORY
TYPE OF ORGANIZATIONAL UNIT BY CLASS
NAVAL AIR FORCE, PACIFIC FLEET

TABLE 12

UNIT TYPE	TOTAL	CLASS OF AIRCRAFT													
		VF JET	VF PROP	VA JET	VA PROP	VS	VP	VW	VO	VR	VU	VT JET	VT PROP	H	Z
TOTAL	2697	848	2	472	310	87	192	55	27	140	66	109	97	292	
OPERATING	2369	698	2	409	286	76	177	47	26	127	57	103	89	272	
OPERATIONAL POOLS	328	150		63	24	11	15	8	1	13	9	6	8	20	
FLEET COMBAT	1884	605		368	267	73	168	47	26	52		15	4	259	
USN	1286	401		254	246	73	168	47		1				96	
VF DAY	170	157		13											
VF AW	145	137			8										
VA JET	147	13		134											
VA PROP	170			57	113										
VFP PHOTO	39	39													
VAAW NIGHT	52				52										
VAW AEW	70	9			61										
VFAW	27	27													
HEAVY ATTACK	49			49											
GMGRU	19	19													
VQ ECM	6			1	5										
VAP PHOTO	7				7										
VS	73					73									
HS	58													58	
VP LAND	80						80								
VP SEA	64						64								
VAH LAND	12						12								
VAH SEA	12						12								
VW AEW WEA	21							20		1					
VW BARRIER	27							27							
HU	38													38	
USMC	598	204		114	21				26	51		15	4	163	
MAW HEDRONS	77	20		8	1					16		15	3	14	
VMF	76	76													
VMF AW	72	72													
VMA	126			106	20										
VMCJ	36	36													
VMR	35									35					
HMR	138								2					136	
VMO	38								24				1	13	
DIREC COMB SUPP	447	93	2	41	19	3	9			66	46	84	77	7	
USN	414	92	2	29	19	3	9			64	46	69	74	7	
OPDEVFOR	29	10		14	2							1	2		
FASRON	144	25		5	16	3	1			24	3	24	43		
VU	84	39	2				1			1	33		6	2	
VR TAC SUPP	33									32			1		
FLEET TRNG	102	18		10	1		7			3		44	19		
FLEET BASES	22									4	10		3	5	
USMC	33	1		12						2		15	3		
FMF & FAHG	8	1								2		3	2		
VMT	25			12								12	1		
INDIR COMB SUPP	38									9	11	4	8	6	
NABS & NAS	19									4	10		3	2	
ATT & MISS	7									4	1		2		
USMCAS	12									1		4	3	4	
OPTL POOLS	328	150		63	24	11	15	8	1	13	9	6	8	20	
RFI	59	25		16	14	3							1		
NOT RFI a/	269	125		47	10	8	15	8	1	13	9	6	7	20	

a/ Includes 25 aircraft in Com Nav Air Pac custody awaiting or undergoing standard rework in Japan.

DECLASSIFIED

TABLE 13

MAN-CARRYING DRONES
COMMAND AND STATUS DISTRIBUTION BY MODEL

MODEL	COMMAND					STATUS			
	GRAND TOTAL	LANT	PAC	R&D	BUAER	OPERATING	OPERAT'L. POOL	NON OPERAT'L. SUPPORT	RESERVE STOCK
TOTAL	243	13	11	52	167	72	4	148	19
F9F-6K2	1	-	-	1	-	1	-	-	-
F9F-6K	65	6	-	5	54	11	-	54	-
F9F-6KX	101	-	-	1	100	1	-	87	13
F6F-5K	61	7	11	42	1	56	4	1	-
P4Y-2K	15	-	-	3	12	3	-	6	6

TABLE 14

AIRCRAFT ON LOAN TO NAVY

MODEL	CUSTODIAN	LOCATION
F-101A(2)	Research & Development	BAR, Columbus
B-45A	Research & Development	BAR, Kansas City
H-25A	Research & Development	BAR, Morton
H-23A	Research & Development	BAR, Palo Alto
H-37A	Research & Development	NATC, Patuxent River
H-23D	Research & Development	NATC, Patuxent River
JRF-5G	Research & Development	BAR, Elmhurst
RB-66A	Research & Development	BAR, Columbus
RB-66B	Research & Development	BAR, Columbus
YH-31	Research & Development	BAR, East Hartford
HU-1	Research & Development	BAR, Fort Worth
U-3-A	Research & Development	NAS, Anacostia