DECLASSIFIED [redacted]

[redacted] OPNAV [redacted]

79

ALLOWANCES and LOCATION of NAVY AIRCRAFT

DECLASSIFIED by authority of Op-51 on 3 April 1975 action by Blanche Snyder Op-511

OPNAV NOTICE P03110

[redacted]

28 FEBRUARY 1961

DEPARTMENT OF THE NAVY
OFFICE OF THE CHIEF OF NAVAL OPERATIONS

[redacted]

UNCLASSIFIED ON 28 FEBRUARY 1966

DEPARTMENT OF THE NAVY
OFFICE OF THE CHIEF OF NAVAL OPERATIONS
WASHINGTON 25, D. C.

OPNAV P03110
Op-502D
Ser 02512P50
28 February 1961

[redacted]

DECLASSIFIED

OPNAV NOTICE P03110

From: Chief of Naval Operations
To: Distribution List

Subj: Allowance and Location of Navy Aircraft (U)

1. Purpose.

a. To indicate the following by units:

(1) The operating aircraft allowance (Table 1).
(2) The actual on hand aircraft inventories (Table 2), as of 28 February 1961.
(3) The planned assignments of operating aircraft (Table 2).

b. To show the actual on hand program and non-program aircraft inventory in various forms (Section II), as 28 February 1961.

2. General Instruction.

a. This Notice establishes unit operating allowances of the Naval Aircraft Program within each major operating command. The allocation of naval aircraft by model (i. e. operating and operational pool) is reflected in OPNAV INSTRUCTION 03110.1, "U. S. Naval Aircraft Program" (Gray Book), which establishes the operating and operational pool allocations for major operating commands in accordance with the approved planning factors and available inventory. In those instances where apparent inconsistencies between operating allowances and allocations occur, the "U. S. Naval Aircraft Program" shall be the controlling instruction, since it represents the planned implementation of aircraft which Congress approved and provided funds for. Actual on hand aircraft inventories are developed by the Navy Aircraft Accounting System, OPNAV INSTRUCTION P5442.2A. The Naval Air Reserve Training Command as shown herein, has been established as a major command for aircraft logistics purposes only.

b. If the allowances as set forth are not deemed suitable for the mission which an activity or command has to support, the Chief of Naval Operations will consider recommendations for changes in types and allowances of aircraft. However, any requests for such changes that would result in an increase in a major command's total aircraft operating allowance should contain that command's recommendation for a compensatory reduction.

c. Major operating commands are authorized to shift operating assignments (Table 2) from one unit to another on a temporary basis; however, if it is expected that this shift will exceed three (3) months, the Chief of Naval Operations shall be requested to change the authorized operating allowance (Table 1).

d. Specific assignment of aircraft to individual officers is prohibited by the Secretary of the Navy. Aircraft for shore based activities not listed in Table 1 are provided within the allowances of Naval Air Bases, the Naval Air Reserve Training Command, the Naval Air Training Command, and the Bureau of Naval Weapons (Research, Development, Test and Evaluation).

e. Types, classes and models of aircraft listed herein are in conformance with BUWEPS INSTRUCTION 013100.1 of 22 June 1960.

f. Planned operating levels of target drones (capable of carrying a pilot) are contained

CO[redacted]

DECLASSIFIED

OPNAVNOTE P03110
28 February 1961

3. Classification. The security classification of this publication and all previous editions thereof is automatically downgraded from Confidential to Unclassified five (5) years after the date of issue on the letter of promulgation. This action is in accordance with Section 3, Change 4 of OPNAV INSTRUCTION 5510.1B. Upon downgrading, this publication will be marked "FOR OFFICIAL USE ONLY."

4. Cancellation. This Notice is cancelled and may be destroyed by burning when the next issue is received. No report of destruction is necessary. For record purposes cancel 31 July 1961.

R L SHIFLEY
By direction

Distribution:
Part I SNDL:

21	(3)	(CINCLANTFLT (4))
22	(3)	(COMSEVENTHFLT, COMSECONDFLT only)
23A	(1)	(COMNAVPHIL only)
23B	(1)	(COMTAIWANPATFOR, COMASDEFORLANT, COMSOLANT only)
24A	(	(COMNAVAIRPAC (15), COMNAVAIRLANT (11))
24B	(2)	(COMPHIBLANT only)
24F	(3)	
24H	(2)	(Less COMFLTRAPAC)
24J	(2)	
26CC	(1)	
26F	(1)	(COMOPTEVFOR only)
27C	(1)	(Less COMWESTSEAFRON)
27G	(1)	(EPDOPAC only)
28A	(1)	(COMCARDIV's 1, 2, 5, 17, 18, 19 only)
29H	(1)	(CVA's 16, 31, 34, 42 only)
42A	(2)	(Less COMFAIRJAPAN, COMFAIRNORFOLK, COMFAIRQUONSET) (COMFAIRALAMEDA (4) COMFAIRWESTPAC (3))
42B	(	(COMFAIRWING ONE (1), COMFAIRWINGSLANT (2))
42EE	(1)	
42H	(1)	
42Q	(1)	(VR(F) THIRTY ONE only)
46A	(2)	
46B	(3)	
46C1	(1)	(MAG's 12, 15, 26, 32, 33 only)
46D1	(1)	(MARFITRON's 323, 451 only)
46D2	(1)	(MARATKRON 331 only)
50B	(1)	(CINC SAC only)
50D	(2)	(COMNAVFORCONAD only)

Part II SNDL:

A2A	NavCompt	(2)
A5	BUWEPS	(104)
	BUPERS PERS-11a	(10)
	BUWEPS (Attn: PPAC-4)	(1)
F2	(1)	(ND's 6, 9, 10, 12 only)
F14	(3)	
J113	(1)	
W1A	(2)	(Less Atlanta, Glynco, Dallas, Grosse Ile, Agana, Pax Riv (PRB), Whidbey, North Island, Anacostia, Guantanamo Bay, Los Alamitos, Minneapolis, Point Mugu, South Weymouth) (Olathe (1), Ford Island (1))

(Dist cont'd-page 3)
C[redacted]

DECLASSIFIED

Part II SNDL (Cont'd)

W1A	(3)	(Pax Riv, Whidbey, Anacostia, North Island only)
W1B	(1)	(Less Chula Vista, Milton, Port Isable)
W1C	(1)	(NAF Litchfield Park, NAHA, Okinawa only)
W1E	(1)	
W1G	(1)	(Less Santa Ana)
W1H	(1)	(Roosevelt Roads only)
W2A	(2)	(NAB's 1, 5, 12, 13, 14 only)
W2B	(1)	(Less El Toro, Santa Ana)
W3A	(2)	
W3B	(2)	
W3C	(1)	
W3E	(4)	
W3F	(1)	
W4A	(1)	
W4B	(1)	(Jacksonville only)
W6B	(1)	(BUWEPSREP El Segundo, Buffalo, Burbank, Columbus only)
W7E	(1)	
W8A	(1)	
W8B	(1)	
W10A	(6)	
W10B	(1)	
W11A	(2)	(Crane Indiana only)
W12A	(1)	
J95	(2)	
M64	(2)	
M61	(10)	

SecDef (Comptroller) Budget (1)
Record and Research Branch, J-3, The Joint Staff, Pentagon (2)
Transportation Division, Operations Branch, J-4, The Joint Staff, Pentagon (1)
Director, Weapons System Evaluation Group, Rm 1E880, Pentagon (1)
Security Control Officer, Federal Aviation Agency, Bureau of Research & Development, Washington 25, D. C. (1)
U. S. Naval Aviation Engineering Service Unit, Attn: Code 135, Washington 25, D. C. (1)
Classified Material Office, Marine Barracks, Attn: Aviation Unit, Washington 3, D. C. (1)
Bureau of Budget, Military Division, Executive Office, 17th and Pennsylvania, Washington, D. C. (1)
General Accounting Office, Defense Accounting and Audit Division, Navy Audit Group, Munitions Building, Washington 25, D. C. (1)
Naval Aide to the President, The White House, Washington, D. C. (1)
Office of the Executive Director, Johns Hopkins University, Operations Research Office, Washington 14, D. C. (1)
U. S. Army War College Library, Carlisle Barracks, Pennsylvania (1)
Superintendent, U. S. Naval Postgraduate School, Monterey, California (1)
Program Director, Courtney and Company, 1711 Walnut Street, Philadelphia 3, Pennsylvania (1)
Commandant, Armed Forces Staff College, Norfolk 11, Virginia (1)
Naval Air Material Center, Aeronautical Structures Laboratory, Philadelphia 12, Pennsylvania (2)
Commandant, Air Ground Operations School, Keesler Air Force Base, Mississippi (1)

Op-001	(1)	Op-05A5	(1)	Op-50	(1)	Op-53	(3)
Op-008	(1)	Op-05F	(1)	Op-50C	(2)	Op-561C	(3)
Op-09	(1)	Op-33	(5)	Op-501	(25)	Op-07T	(1)
Op-09D	(1)	Op-34	(2)	Op-502D	(25)	Op-74	(3)
Op-92	(6)	Op-345	(1)	Op-503	(2)	Op-711	(1)
Op-941Z	(1)	Op-346	(1)	Op-505	(2)	Op-704	(1)
Op-100P2	(1)	Op-41	(1)	Op-506	(1)	Op-03EG	(2)
Op-05	(3)	Op-52	(4)	Op-507	(3)	CNO FLAGPLOT	(1)

DECLASSIFIED

~~CONFIDENTIAL~~

TABLE OF CONTENTS

SECTION I

STATUS CODES 6

ABBREVIATIONS 7

TABLE I PROGRAM OPERATING ALLOWANCES 8

TABLE 2 LOCATION OF TOTAL PROGRAM AND NON-PROGRAM AIRCRAFT INVENTORY 17

TABLE 3 PROGRAM INVENTORY BY STATUS AND PLANNED OPERATING ASSIGNMENTS 43

TABLE 4 TOTAL PROGRAM AND NON-PROGRAM AIRCRAFT INVENTORY BY LOCATION AND ORGANIZATIONAL UNIT 62

GENERAL

The Navy Program aircraft inventory is presented herein in three arrangements:

TABLE 2 is by type of reporting custodian within each command showing, for each unit and model of aircraft, location, authorized operating allowance, and actual inventory.

TABLE 3 is a summary of the actual operating inventory by major commands for each class, configuration and model in the program.

TABLE 4 is in alphabetic order of geographic location except that carriers and other ships are listed first showing for each location the "reporting custodians" or "unit" based there, the total aircraft in custody of each, and a code designation of their respective "command". The column headed Command contains their code designations, which are translated as follows:

11.....LANT.....Atlantic Fleet (Navy)
19.....LANT.....Atlantic Fleet (Marine Corps)

21.....PAC.....Pacific Fleet (Navy)
29.....PAC.....Pacific Fleet (Marine Corps)

31.....NABS.....Naval Air Bases (Navy)
39.....NABS.....Naval Air Bases (Marine Corps)

41.....NABTC.....Naval Air Basic Training Command
43.....NAATC.....Naval Air Advanced Training Command
44.....NATTC.....Naval Air Technical Training Command

50.....NART.....Naval Air Reserve Training Command

70.....RDT&E.....Research, Development, Test & Evaluation

88.....BUWEPS.....Fleet Readiness, BUWEPS

The above classifications are for logistic purposes and statistical convenience and in no way alter any organizational structure or military command established elsewhere by the Navy.

SECTION II

STATUS OF NAVY AIRCRAFT INVENTORY 65

~~CONFIDENTIAL~~

DECLASSIFIED

STATUS CODES

Table two of this report includes a column headed "STATUS" which refers to aircraft status code classifications as defined in OPNAV INSTRUCTION NO.P5442.2A. For full status code definitions, see reference.

The PROCESS Involved (PROCESS includes the following categories: Operating, Standard Rework, Special Rework, Storage, Retirement and Strike, and Miscellaneous, together with all associated subdivisions).	AIRCRAFT STATUS CODES: IN the Process	AWAITING the Process: In an Operating Command	AWAITING the Process: IN BUWEPS (NOTE 1)	ENROUTE TO the Process: By Flight	ENROUTE TO the Process: By Surface Transport
OPERATING					
Primary Use:					
Combat	A1	B	Use B if completely READY FOR ISSUE; if not, use B# to indicate material lacking: B1 - Airborne Equipment; B2 - Armament; B3 - Electronics; B4 - Photographic; B5 - Power Plant	C	C9
Combat Services	A2	B		C	C9
Student Pilot Training	A3	B		C	C9
Post-Student Training	A4	B		C	C9
Crew Training	A5	B		C	C9
Individual Proficiency	A6	B		C	C9
(Unassigned)	A7	B		C	C9
Utility (Including Administrative)	A8	B		C	C9
Research and Development	A9	B		C	C9

STANDARD REWORK	In a Rework Process	Rework Process Completed - Awaiting Flight Check	To be reworked where now located: Flyable	To be reworked where now located: Non-Flyable	To be transferred elsewhere for rework: Flyable	To be transferred elsewhere for rework: Non-Flyable	By Flight	By Surface Transport
Overhaul	D1	DA	E1	EA	EJ	ER	F1	FA
Progressive Maintenance-Conversion	D2	DB	E2	EB	EK	ES	F2	FB
Progressive Maintenance	D3	DC	E3	EC	EL	ET	F3	FC
Overhaul-Conversion	D4	DD	E4	ED	EM	EU	F4	FD
Progressive Aircraft Rework	D5	DE	E5	EE	EN	EV	F5	FE
Airline Maintenance	D6	DF	E6	EF	EO	EW	F6	FF
Progressive Aircraft Rework-Conversion	D7	DG	E7	EG	EP	EX	F7	FG

SPECIAL REWORK		Flyable	Non-Flyable		
Conversion	G4	H4	HD	I	I9
Modification	G5	H5	HE	I	I9
Repair	G6	H6	HF	I	I9
Modernization	G7	H7	HG	I	I9
Modernization-Conversion	G8	H8	HH	I	I9

STORAGE (NOTE 2)			
Standard Rework Required	In containers	MW	NX	OX
	Not in containers	MX	NX	OX
Standard Rework Not Required	Not in containers	MY	NY	OY
	In containers	MZ	NY	OY

RETIREMENT AND STRIKE	Awaiting Decision to Strike: Flyable	Awaiting Decision to Strike: Non-Flyable	Awaiting Strike: Flyable	Awaiting Strike: Non-Flyable	Awaiting Strike for MAP: Rework Not Involved	Awaiting Strike for MAP: Standard Rework Involved: In the Process	Awaiting Strike for MAP: Standard Rework Involved: Awaiting or Enroute	Awaiting Strike for MAP: Special Rework Involved: In the Process	Awaiting Strike for MAP: Special Rework Involved: Awaiting or Enroute	Stricken
Category 1 . . . . Damage	Y	Y	Y	Y						1S
Category 2 . . . . Depreciation	P2	PB	S2	SB	R	RD	RE	RG	RH	2S
Category 3 . . . Administrative	P3	PC	S3	SC	R	RD	RE	RG	RH	3S
Category 4 . . . . Completed Service Life	P4	PD	S4	SD	R	RD	RE	RG	RH	4S

MISCELLANEOUS

Bailment (NOTE 3)	On Contract	T
	Contract Pending	TR
Loan (NOTE 3)	By the Navy	U
	By the Navy (For Navy RDT&E)	UR
	To the Navy	U5
Provisionally Accepted		V# (NOTE 4)
Grounded, Structural		X
Disposition Undetermined	Awaiting	Y
	Enroute	Z
Contingency Reserve: (NOTE 5)		
Stored	In containers	WA
	Not in containers	WB
Not Stored	Flyable	WD
	Non-Flyable	WE

NOTES:

1. A "B" status, when used by an Operating Command, means the aircraft could be changed to an operating status (A#) without undergoing Standard or Special Rework; when used by BUWEPS, it means an aircraft is completely RFI. A B# means that certain material is lacking to make the aircraft completely RFI.
2. Does not include stored aircraft which have completed Standard Service Life. See NOTE 5.
3. CNO approval is prerequisite before change to a Bailment or Loan status.
4. The "V" will be followed by a number when the aircraft lacks CFE. The appropriate number will be one of those used with a "B-number" status.
5. Aircraft which have completed Service Life.

See GLOSSARY (Part VI of this Instruction) for explanation of all terminology used above.

DECLASSIFIED

[redacted]

LOCATION OF NAVY AIRCRAFT
ABBREVIATIONS USED IN THIS REPORT
(Excluding "Status" Codes)

AED - Aboard (Name of ship follows)
ABMA - Army Ballistic Missile Agency
ADV - Advance
AES - Aircraft Engineering Squadron
AFB - Air Force Base
ASW - Anti-Submarine Warfare
ATT - Naval Attache
ATU - Advanced Training Unit
AV , AVP - Seaplane Tenders

BWGR - Bureau of Naval Weapons General Representative
BWMR - Bureau of Naval Weapons Maintenance Representative
BWR - Bureau of Naval Weapons Representative
BWRR - Bureau of Naval Weapons Resident Representative
BIS - Board of Inspection and Survey ("Y" Prefix)
BUWEPS - Bureau of Naval Weapons

CD - Central District
CMEF - Commander of Middle East Forces
CNFE - Commander Naval Far East
CNFGER - Commander Naval Forces Germany
CVA - Attack Carrier
CVE - Escort Carrier
CVG - Carrier Air Group
CVL - Light Carrier
CVS - ASW Support Carrier

DET - Detachment
DST - District

FAA - Federal Aviation Agency
F&M - Ferry and Maintenance
FAGU - Fleet Air Gunnery Unit
FAETU - Fleet Airborne Electronics Training Unit
FASRON - Fleet Air Service Squadron
FAWTU - Fleet All Weather Training Unit
FLTACSUPP - Fleet Tactical Support Squadrons
FORAVAHQGRU - Marine Force Aviation Headquarters Group
FR - Fleet Readiness, BUWEPS

GMSRON - Guided Missile Service Squadron

H&HS - Headquarters and Headquarters Squadron
H&MS - Headquarters and Maintenance Squadron
HATU - Heavy Attack Training Unit
HDQTRS - Headquarters
HEDRON - Marine Headquarters Squadron
HMR - Marine Helicopter Transport Squadron
HMX - Marine Helicopter Operational Development Squadron
HS - Helicopter Anti-Submarine Squadron
HTG - Helicopter Training Group
HU - Helicopter Utility Squadron

INM - Inspector of Naval Material

JOC - Joint Operations Center
JTTU - Jet Transitional Training Unit

LANT - Naval Air Force, Atlantic Fleet

MAAG - Military Assistance Advisory Group
MARS - Marine Aircraft Repair Squadron
MARTRAREPLGRU - Marine Training and Replacement Group
MATRON - AEW Barrier Maintenance Squadron
MATS - Military Air Transport Service
MCAF - Marine Corps Air Facility
MCALF - Marine Corps Auxiliary Landing Field
MCAS - Marine Corps Air Station
MINDEFDEVU - Mine Defense Development Unit
MISS - Naval Mission
MTG - Marine Training Group
MWSG - Marine Wing Service Group

NAAS - Naval Auxiliary Air Station
NAATC - Naval Air Advanced Training Command
NABS - Naval Air Bases
NABTC - Naval Air Basic Training Command
NADC - Naval Air Development Center
NADU - Naval Air Development Unit
NAF - Naval Air Facility
NAMC - Naval Air Material Center
NAOTS - Naval Aviation Ordnance Test Station
NART - Naval Air Reserve Training
NARTS - Naval Air Rocket Test Station
NARTU - Naval Air Reserve Training Unit
NAS - Naval Air Station
NASA - National Aeronautics and Space Administration
NASWF - Naval Air Special Weapons Facility
NATC - Naval Air Test Center
NATRA - Naval Air Training
NATECHTRACEN - Naval Air Technical Training Center
NATECHTRAU - Naval Air Technical Training Unit
NATTC - Naval Air Technical Training Command
NATTU - Naval Air Technical Training Unit
NATU - Naval Air Torpedo Unit
NAV - Naval
NAVCICOFFSCH - Combat Information Center Officers' School
NLO - Naval Liaison Officer
NOTS - Naval Ordnance Test Station
NPG - Naval Proving Ground
NPU - Naval Parachute Unit
NSAWF - Naval School All Weather Flight
NTDC - Naval Training Device Center

O&R - Overhaul and Repair, BUWEPS FR
ONR - Office of Naval Research

PAC - Naval Air Force, Pacific Fleet
PRNC - Potomac River Naval Command

RDT&E - Research, Development, Test and Evaluation, BUWEPS

SDC - Special Devices Center
SO&ES - Station Operations and Engineering Squadron
SRNC - Severn River Naval Command

TRANS - Transportation

USMC - United States Marine Corps
USN - United States Navy
USNMC - United States Naval Missile Center
USNR - United States Naval Reserve

VA - Attack Squadron
VAAW - Carrier Special Squadron Night
VAH - Heavy Attack or Mining Squadron
VAHM - Mining Squadron
VAP - Photographic Squadron
VAW - Carrier Special Squadrons Air Early Warning
VF - Fighter Squadron
VFAW - Carrier Special Squadron
VFP - Composite Squadron Photographic
VMA - Marine Attack Squadron
VMAT - Marine Attack Training Squadron
VMC - Marine Composite Squadron
VMCJ - Marine Composite Photographic Squadron
VMFAW - Marine All-Weather Fighter Squadron
VMFT - Marine Fighter Training Squadron
VMFTAW - Marine All-Weather Fighter Training Squadron
VMIT - Marine Instrument Training Squadron
VMJ - Marine Photographic Squadron
VMO - Marine Observation Squadron
VMR - Marine Transport Squadron
VP - Patrol Squadron
VQ - Electronic Counter Measures Squadron
VR - Transport Squadron
VS - Anti-Submarine Squadron
VU - Utility Squadron
VW - Air Early Warning Squadron
VX - Air Operational Development Squadron

ZP - Airship Patrol Squadron
ZTG - Airship Training Group
ZW - Barrier Squadron (Contiguous)
ZX - Airship Operational Development Squadron

NOTE: For information as to abbreviations used to designate class, subclass and version of aircraft, see page 68.

[redacted]

[redacted]

DECLASSIFIED

TABLE 1

PROGRAM OPERATING ALLOWANCES

Table 2 reflects planned aircraft model assignments to meet the allowances shown in Table 1. In instances where the Naval Aircraft Inventory contains insufficient aircraft of the types shown in Table 1, Table 2 will indicate substituted models. The primary operating status code included in Table 1 reflects the primary reason or intent for the operating units having an authorized operating allowance therefore. Where inconsistencies appear between the status codes listed in Table 1 and Table 2, differences will be resolved in favor of those listed in Table 1. Revisions to the authorized allowances listed in Table 1 will be indicated by an appropriate symbol for subsequent periods; however, because of budgetary considerations such revision will normally not appear at intervals of less than four months.

UNIT	LOCATION	CLASS	PRIMARY OPTG. STATUS	OPERATING ALLOWANCES 31 MAR 1961	30 JUN 1961	30 SEP 1961	31 DEC 1961
FLEET COMBAT UNITS							
USN							
AIR FORCE ATLANTIC FLEET							
CARRIER AIR GROUPS							
CVG 1							
VF 14	CECIL FIELD	VF AW JET	A1	14	14	14	14
VF 11	CECIL FIELD	VF AW JET	A1	14	14	14	14
VA 15	JACKSONVILLE	VA LL	A1	12	12	12	12
VA 46	CECIL FIELD	VA DAY JET	A1	12	12	12	12
VA 172	CECIL FIELD	VA DAY JET	A1	12	12	12	12
VAH 11	SANFORD	VA H JET	A1	12	12	12	12
CVG 3							
VF 31	ABD SARATOGA	VF AW JET	A1	14	14	14	14
VF 32	ABD SARATOGA	VF AW JET	A1	14	14	14	14
VA 34	ABD SARATOGA	VA DAY JET	A1	12	12	12	12
VA 35	ABD SARATOGA	VA LL	A1	12	12	12	12
VA 36	ABD SARATOGA	VA DAY JET	A1	12	12	12	12
VAH 9	ABD SARATOGA	VA H JET	A1	12	12	12	12
RCVG 4							
RCVG 4		VT JET	A4	4	4	4	4
VA 43	OCEANA	VA DAY JET	A1	20	20	20	20
		VT JET	A4	17	17	17	17
VF 101	KEY WEST	VF AW JET	A1	28	42	42	36
		VT JET	A4	12	12	12	12
VF 174	CECIL FIELD	VF AW JET	A1	22	22	22	22
VA 42	OCEANA	VA LL	A1	11	11	11	8
		VT SE	A4	4	4	4	4
VA 44	JACKSONVILLE	VA DAY JET	A1	20	20	20	20
		VA LL	A1	12	12	12	12
		VT JET	A4	19	19	19	19
		VT SE	A4	4	4	4	4
VAH 3	SANFORD	VA HT JET	A4	4	4	4	4
		VA H JET	A1	15	23	14	10
		VR M	A4	1	1	1	1
		VT JET	A4	2	2	2	2
CVG 6							
VF 33	ABD INTREPID	VF AW JET	A1	14	14	14	14
VF 74	ABD INTREPID	VF AW JET	A1	14	14	14	14
VA 65	ABD INTREPID	VA LL	A1	12	12	12	12
VA 66	ABD INTREPID	VA DAY JET	A1	12	12	12	12
VA 76	ABD INTREPID	VA DAY JET	A1	12	12	12	12
VAH 13	SANFORD	VA H JET	A1	12	12	12	12
CVG 7							
VF 41	ABD INDEPEND	VF AW JET	A1	14	14	14	14
VF 84	ABD INDEPEND	VF AW JET	A1	14	14	14	14
VA 75	ABD INDEPEND	VA LL	A1	12	12	12	12
VA 86	ABD INDEPEND	VA DAY JET	A1	12	12	12	12
VA 72	ABD INDEPEND	VA DAY JET	A1	12	12	12	12
VAH 1	ABD INDEPEND	VA H JET	A1	12	12	12	12
CVG 8							
VF 102	OCEANA	VF AW JET	A1	14	14	14	14
VA 81	OCEANA	VA DAY JET	A1	12	12	12	12
VF 103	OCEANA	VF AW JET	A1	14	14	14	14
VA 83	OCEANA	VA DAY JET	A1	12	12	12	12
VA 85	OCEANA	VA LL	A1	12	12	12	12
VAH 5	SANFORD	VA H JET	A1	12	12	12	12
CVG 10							
VA 12	CECIL FIELD	VA DAY JET	A1	12	12	12	12
VF 13	CECIL FIELD	VF AW JET	A1	14	14	14	14
VF 62	CECIL FIELD	VF AW JET	A1	14	14	14	14
VA 106	CECIL FIELD	VA DAY JET	A1	12	12	12	12
VA 176	JACKSONVILLE	VA LL	A1	12	12	12	12
VAH 7	SANFORD	VA H JET	A1	12	12	12	12
CVG 16							
VA 163	CECIL FIELD	VA DAY JET	A1	12	12	12	
VA 164	CECIL FIELD	VA DAY JET	A1	12	12	12	
VA 165	JACKSONVILLE	VA LL	A1	12	12	12	
VF 161	CECIL FIELD	VF AW JET	A1	14	14	14	
VF 162	CECIL FIELD	VF AW JET	A1	14	14	14	
SPECIAL SQDNS							
PHOTOGRAPHIC SQDNS							
VFP 62	CECIL FIELD	VF P JET	A1	27	27	27	24
VAP 62	JACKSONVILLE	VA P JET	A1	12	12	12	12
AIR EARLY WARNING SQDNS							
VAW 12	QUONSET PNT	VA W	A1	47	47	47	44
VAW 33	QUONSET PNT	VA AW	A1	14	14	14	14
FLEET AIR RECONNAISSANCE SQDNS							
VJ 2	ROTA	VA Q JET	A1	9	9	9	9
		VW Q	A1	3	3	3	3

UNIT	LOCATION	CLASS	PRIMARY OPTG. STATUS	OPERATING ALLOWANCES 31 MAR 1961	30 JUN 1961	30 SEP 1961	31 DEC 1961
CARRIER ANTI SUBMARINE GROUPS							
CVSG 60	QUONSET PNT						
VS 34	QUONSET PNT	VS	A1	10	10	10	10
VS 39	QUONSET PNT	VS	A1	10	10	10	10
HS 9	QUONSET PNT	HS	A1	16	16	16	16
CVSG 54	QUONSET PNT						
VS 22	ABD CHMPLAIN	VS	A1	10	10	10	10
VS 32	ABD CHMPLAIN	VS	A1	10	10	10	10
HS 5	ABD CHMPLAIN	HS	A1	16	16	16	16
CVSG 56	NORFOLK						
VS 24	NORFOLK	VS	A1	10	10	10	10
VS 27	NORFOLK	VS	A1	10	10	10	10
HS 3	NORFOLK	HS	A1	16	16	16	16
CVSG 52	QUONSET PNT						
VS 28	QUONSET PNT	VS	A1	10	10	10	10
VS 31	QUONSET PNT	VS	A1	10	10	10	10
HS 11	QUONSET PNT	HS	A1	16	16	16	16
CVSG 58	NORFOLK						
VS 26	NORFOLK	VS	A1	10	10	10	10
VS 36	NORFOLK	VS	A1	10	10	10	10
HS 7	NORFOLK	HS	A1	16	16	16	16
RCVSG 50	KEY WEST						
VS 30	KEY WEST	VS	A1	11	11	11	11
HS 1	KEY WEST	HS	A1	9	9	9	9
PATROL SQDNS LAND PLANE							
VP 5	JACKSONVILLE	VP L	A1	11	11	11	11
VP 7	BRUNSWICK	VP L	A1	11	11	11	11
VP 8	NORFOLK	VP L	A1	11	11	11	11
VP 10	BRUNSWICK	VP L	A1	11	11	11	11
VP 11	ROTA	VP L	A1	11	11	11	11
VP 16	SIGONELLA	VP L	A1	11	11	11	11
VP 18	JACKSONVILLE	VP L	A1	11	11	11	11
VP 21	BRUNSWICK	VP L	A1	11	11	11	11
VP 23	BRUNSWICK	VP L	A1	11	11	11	11
VP 24	NORFOLK	VP L	A1	11	11	11	11
VP 26	BRUNSWICK	VP L	A1	11	11	11	11
VP 44	NORFOLK	VP L	A1		11	11	11
		VP S	A1	11			
VP 56	NORFOLK	VP L	A1		11	11	11
		VP S	A1	11			
PATROL SQDNS SEA PLANE							
VP 45	BERMUDA	VP S	A1	11	11	11	11
VP 49	BERMUDA	VP S	A1	11	11	11	11
REPLACEMENT PATROL SQUADRON							
VP 30	JACKSONVILLE	VP L	A1	11	11	11	11
VP 30 DET A	NORFOLK	VP S	A1	4	4	4	4
LIGHTER THAN AIR SQUADRONS							
ZP 3	LAKEHURST	ZP	A1	4	4	4	4
ZW 1	LAKEHURST	ZW	A1	4	4	4	
ZP 1		ZW	A1				4
FLEET AIR EARLY WARNING SQDNS							
VW 2	PTXNT RIVER	VW	A1	6	6		
VW 4	ROOSEVLT RDS	VW	A1	6	6	6	6
BARRIER SQDNS DISTANT WARNING							
VW 11	ARGENTIA	VW	A1	12	12	12	6
VW 13	PTXNT RIVER	VW	A1	6	6	6	6
VW 15	PTXNT RIVER	VW	A1	6	6	6	6
BARR TRA UNIT	PTXNT RIVER	VR H	A5	4	4	4	4
HELICOPTER UTILITY SQDNS							
HU 2	LAKEHURST	HU	A1	33	33	33	33
HU 4	LAKEHURST	HU	A1	27	27	27	27
FLEET TACTICAL SUPPORT SQDNS							
VR 1	PTXNT RIVER	VR H	A2	7	7	7	7
		VR M	A2	8	8	8	8
VR 24	PORT LYAUTEY	VR H	A2	6	6	6	6
		VR M	A2	4	4	4	4
		VR C	A2	8	8	8	8
VRC 40	NORFOLK	VR C	A2	10	10	10	10
USMC							
MARINE HEADQUARTERS SQDNS							
MARS MWSG 27	CHERRY POINT	VA DAY	A2	2	2	2	
		VR H	A2	2	2	2	2
		VR M	A2	3	3	3	3
		VT JET	A6	4	4	4	4

DECLASSIFIED

TABLE 1

PROGRAM OPERATING ALLOWANCES

UNIT	LOCATION	CLASS	PRIMARY OPTG. STATUS	OPERATING ALLOWANCES 31 MAR 1961	30 JUN 1961	30 SEP 1961	31 DEC 1961
HSMS 14	CHERRY POINT	VR M	A2	1	1	1	1
		VT JET	A2	2	2	2	2
HSMS 24	CHERRY POINT	VR M	A2	1	1	1	1
		VT JET	A2	3	3	3	3
HSMS 26	NEW RIV JAX	VR M	A2	1	1	1	1
HSMS 32	CHERRY POINT	VR M	A2	1	1	1	1
		VT JET	A2	3	3	3	3
MARINE FIGHTER SQDNS							
VMF 122	BEAUFORT	VF DAY JET	A1	20	20	20	20
VMF 235	BEAUFORT	VF DAY JET	A1	20	20	20	20
VMF 251	BEAUFORT	VF DAY JET	A1	20	20	20	20
VMF 333	GTMO BAY	VF DAY JET	A1	20	20	20	20
MARINE FIGHTER ALL WEATHER SQDNS							
VMFAW 114	CHERRY POINT	VF AW JET	A1	20	20	20	20
VMFAW 531	CHERRY POINT	VF AW JET	A1	20	20		
VMFAW 115	CHERRY POINT	VF AW JET	A1			20	20
MARINE ATTACK SQDNS							
VMA 224	ABD INDEPEND	VA DAY JET	A1	20	20	20	20
VMA 225	CHERRY POINT	VA DAY JET	A1	20	20	20	20
VMA 242	CHERRY POINT	VA DAY JET	A1	20	20	20	
VMA 324	CHERRY POINT	VA DAY JET	A1				20
VMA 331	BEAUFORT	VA DAY JET	A1	20	20	20	20
VMA 332	CHERRY POINT	VA DAY JET	A1	20	20	20	
VMA 533	CHERRY POINT	VA DAY JET	A1	20	20	20	20
MARINE COMPOSITE PHOTOGRAPHIC SQDNS							
VMCJ 2	CHERRY POINT	VF P JET	A1	9	9	9	9
		VF Q JET	A1	6	6	6	6
MARINE TRANSPORT SQDNS							
VMR 252	CHERRY POINT	VR M	A2	20	20	20	
VMR 353	CHERRY POINT	VR M	A2	9	9	9	9
MIRS 2	CHERRY POINT	VR M	A2				2
		VG	A2				10
MARINE HELICOPTER TRANSPORT SQDNS							
HMRL 162	ABD BOXER	HR L	A1			24	24
HMRL 264	NEW RIV JAX	HR L	A1	20	20	20	20
HMRL 261	NEW RIV JAX	HR L	A1	24	24		
HMRL 262	NEW RIV JAX	HR L	A1	20	20	20	20
HMRL 263	NEW RIV JAX	HR L	A1	20	20	20	24
HMRM 461	ABD CHMPLAIN	HR M	A1	14	14	14	14
MARINE OBSERVATION SQDNS							
VMO 1	NEW RIV JAX	VO	A1	9	9	9	8
		HO	A1	9	9	9	9
DIRECT FLEET SUPPORT UNITS							
OPERATIONAL DEVELOPMENT SQDNS							
VX 1	KEY WEST	VS	A9	4	4	4	4
		VP L	A9	3	3	3	3
		VP S	A9	1	1	1	1
		VT ME	A6	1	1	1	1
		HS	A9	3	3	3	3
VX 6	QUONSET PNT	VP L	A8	3	3	3	3
		VR H	A8	5	5	5	5
		VR M	A8	3	3	3	3
		VU SAR	A8	5	5	5	5
		HU	A8	4	4	4	4
FLEET AIRCRAFT SERVICE SQDNS							
FLEET UTILITY AND DRONE CONTROL SQDNS							
VU 2	OCEANA	VF DAY JET	A8	10	10	10	10
		VU TOW	A8	3	3	3	3
VU 4	OCEANA	VF DAY JET	A8	10	10	10	10
		VU TOW	A8	3	3	3	3
VU 8	ROOSEVLT RDS	VF D JET	A1	7	7	7	7
		VP LD	A2	2	2	2	2
		VT D	A2	2	2	2	2
		HU	A2	1	1	1	1
VU 10	GTMO BAY	VF DAY JET	A8	7	7	7	7
		VU TOW	A8	5	5	5	5
FLEET BASES OVERSEAS							
NAVSTA	ARGENTIA	VR H	A2	2	2	2	2
		VU SAR	A2	1	1	1	1
		VT ME	A6	1	1	1	1
		HU	A2	2	2	2	2
NAVSTA	BERMUDA	VU SAR	A2	1	1	1	1
NAF	NAPLES	VA DAY	A2	4	4	4	4
		VR H	A2	1	1	1	1
		VR M	A2	3	3	3	3
		VT ME	A6	7	7	5	5
		HU	A2	1	1	1	1
NAF	SIGONELLA	VR M	A2	1	1	1	1
		VU SAR	A2	1	1	1	1
		VT ME	A6	1	1	1	1

UNIT	LOCATION	CLASS	PRIMARY OPTG. STATUS	OPERATING ALLOWANCES 31 MAR 1961	30 JUN 1961	30 SEP 1961	31 DEC 1961
NAF	LAJES	VU SAR	A2	1	1	1	1
NAF	KEFLAVIK	VR H	A2	1	1	1	1
HDQTRS CMEF	DHAHRAN AFB	VR H	A2	1	1	1	1
NAS	PORT LYAUTEY	VR M	A2	1	1	1	1
		VU SAR	A2	1	1	1	1
		VT ME	A6	2	2	2	2
		HU	A2	1	1	1	1
NAVSTA	ROTA	VR M	A2	2	2	2	2
		VT ME	A6	3	3	3	3
		HU	A2	1	1	1	1
NAF W MALLING	KENT	VR M	A2	4	4	4	4
		VT ME	A6	3	3	3	3
TENTH NAVAL DISTRICT							
NAVSTA	TRINIDAD	VU SAR	A2	1	1	1	1
NAS GTMO BAY	GTMO BAY	VR M	A8	1	1	1	1
		VU SAR	A2	2	2	2	2
		VT ME	A6	1	1	1	1
		VT SE	A8	1	1	1	1
		HU	A2	2	2	2	2
NAVSTA	ROOSEVLT RDS	VR M	A2	2	2	2	2
		VU SAR	A2	2	2	2	2
		VT ME	A6	1	1	1	1
		HU	A2	1	1	1	1
FIFTEENTH NAVAL DISTRICT							
COM FIFTEEN	PANAMA	VR M	A8	1	1	1	1
CV AND AV UTILITY AIRCRAFT							
CVS 9 ESSEX	NORFOLK	VR C	A2	1	1	1	1
CVA 11 INTREPD	QUONSET PNT	VR C	A2	1	1	1	1
CVS15 RANDOLPH	NORFOLK	VR C	A2	1	1	1	1
CVS 36 ANTETAM	NEW YORK	VR C	A2	1	1	1	1
CVS 39 CHMPLAN	MAYPORT	VR C	A2	1	1	1	1
CVA 38 SHANGRL	MAYPORT	VR C	A2	1	1	1	1
CVA 42 FDR	MAYPORT	VR C	A2	1	1	1	1
CVA 59 FORSTAL	NORFOLK	VR C	A2	1	1	1	1
CVA 60 SARATOG	NEW YORK	VR C	A2	1	1	1	1
CVS 45 VALYFRG	NORFOLK	VR C	A2	1	1		
CVA 16LEXINGTN		VR C	A2				1
CVS 18 WASP	NORFOLK	VR C	A2	1	1	1	1
CVA 19 HANCOCK		VR C	A2				1
CVA 62 INDPEND	NORFOLK	VR C	A2	1	1	1	1
CVA 63 KITTYHW	CAMDEN	VR C	A2	1	1	1	
CVA 64 CONSTEL	NEW YORK	VR C	A2	1	1	1	
CVA 65 ENTERPR	NORFOLK	VR C	A2		1	1	1
MARINE AIR FMF & FORCE AVIATION HDQTR SQDNS							
HS FMFLNT	NORFOLK	VR M	A2	1	1	1	1
		VR M	A2	1	1	1	1
		VT JET	A6	2	2	2	2
		VT ME	A6	2	2	2	2
MARINE FLEET TRAINING SQDNS							
VMT 1	CHERRY POINT	VT JET	A4	20	20	20	20
INDIRECT FLEET SUPPORT UNITS							
NAVAL ATTACHES AND MISSIONS LANT							
ATT ATHENS	GREECE	VU SAR	A8	1	1	1	1
ATT CAIRO	EGYPT	VR M	A8	1	1	1	1
ATT MEXICO CTY	MEXICO	VR M	A8	1	1	1	1
ATT NEW DELHI	INDIA	VR M	A8	1	1	1	1
ATT OSLO	NORWAY	VU SAR	A8	1	1	1	1
ATT CAPETOWN	SO AFRICA	VR M	A8	1	1	1	1
ATT TEHRAN	IRAN	VR M	A8	1	1	1	1
MISSION ANKARA	TURKEY	VR M	A8	1	1	1	1
MISSION BOGOTA	COLOMBIA	VR M	A8	1	1	1	1
MISSION PTAUPR	HAITI	HU	A8	1	1	1	1
MISSION LIMA	PERU	VR M	A8	1	1	1	1
MISSION QUITO	ECUADOR	VR M	A8	1	1	1	1
MISSION RIO DJ	BRAZIL	VR M	A8	1	1	1	1
MISSION VLPRSO	CHILE	VR M	A8	1	1	1	1
MISSION CARACA	VENZUELA	VT ME	A8	1	1	1	1
NAV ADV GROUP	BUENOS AIRES	VR M	A8	1	1	1	1
				16	16	16	16
FLEET COMBAT UNITS							
USN							
AIR FORCE PACIFIC FLEET							
CARRIER AIR GROUPS							
CVG 2							
VA 23	ALAMEDA	VA DAY JET	A1	12	12	12	12
VF 24	ALAMEDA	VF AW JET	A1	14	14	14	14
VA 22	ALAMEDA	VA DAY JET	A1	12	12	12	12
VF 21	ALAMEDA	VF AW JET	A1	14	14	14	14
VA 25	ALAMEDA	VA LL	A1	12	12	12	12
VAH 8	WHDBY ISLAND	VA H JET	A1	12	12	12	12

[redacted]

DECLASSIFIED

TABLE 1

PROGRAM OPERATING ALLOWANCES

UNIT	LOCATION	CLASS	PRIMARY OPTG. STATUS	OPERATING ALLOWANCES 31 MAR 1961	30 JUN 1961	30 SEP 1961	31 DEC 1961
CVG 5							
VF 51	MIRAMAR	VF AW JET	A1	14	14	14	14
VA 52	MIRAMAR	VA LL	A1	12	12	12	12
VF 53	MIRAMAR	VF AW JET	A1	14	14	14	14
VA 55	MIRAMAR	VA DAY JET	A1	12	12	12	12
VA 56	MIRAMAR	VA DAY JET	A1	12	12	12	12
VAH 4 N	WHDBY ISLAND	VA H JET	A1	3	3	3	3
CVG 9							
VF 91	ALAMEDA	VF AW JET	A1	14	14	14	14
VF 92	ALAMEDA	VF AW JET	A1	14	14	14	14
VA 93	ALAMEDA	VA DAY JET	A1	12	12	12	12
VA 94	ALAMEDA	VA DAY JET	A1	12	12	12	12
VA 95	ALAMEDA	VA LL	A1	12	12	12	12
VAH 6	WHDBY ISLAND	VA H JET	A1	12	12	12	12
CVG 11							
VF 111	ABD HANCOCK	VF AW JET	A1	14	14	14	14
VA 112	ABD HANCOCK	VA DAY JET	A1	12	12	12	12
VA 113	ABD HANCOCK	VA DAY JET	A1	12	12	12	12
VF 114	ABD HANCOCK	VF AW JET	A1	14	14	14	14
VA 115	ABD HANCOCK	VA LL	A1	12	12	12	12
VAH 4 C	WHDBY ISLAND	VA H JET	A1	6	6	6	6
RCVG 12							
RCVG 12		VT JET	A4	4	4	4	4
VF 121	MIRAMAR	VF AW JET	A1	44	44	37	36
		VT JET	A4	12	12	12	12
VA 122	NORTH ISLAND	VA LL	A1	22	22	22	22
		VT SE	A4	8	8	8	8
VF 124	MOFFETT FLD	VF AW JET	A1	39	39	38	39
		VT JET	A4	22	22	22	22
VA 125	MOFFETT FLD	VA DAY JET	A1	32	32	32	32
		VA LL	A1	4	4	4	4
VA 126	MIRAMAR	VA DAY JET	A1	28	34	28	28
		VT JET	A4	19	19	19	19
VAH 123	WHDBY ISLAND	VA HT JET	A4	4	4	3	3
		VA H JET	A1	10	10	14	12
		VR M	A4	1	1	1	1
		VT JET	A4	5	5	5	5
CVG 14							
VF 141	MIRAMAR	VF AW JET	A1	14	14	14	14
VF 142	MIRAMAR	VF AW JET	A1	14	14	14	14
VA 144	MIRAMAR	VA DAY JET	A1	12	12	12	12
VA 145	MIRAMAR	VA LL	A1	12	12	12	12
VA 146	MIRAMAR	VA DAY JET	A1	12	12	12	12
VAH 4 F	WHDBY ISLAND	VAH JET	A1	6	6	6	6
CVG 15							
VF 151	ABD CORALSEA	VF AW JET	A1	14	14	14	14
VA 152	ABD CORALSEA	VA LL	A1	12	12	12	12
VA 153	ABD CORALSEA	VA DAY JET	A1	12	12	12	12
VF 154	ABD CORALSEA	VF AW JET	A1	14	14	14	14
VA 155	ABD CORALSEA	VA DAY JET	A1	12	12	12	12
VAH 2	ABD CORALSEA	VA H JET	A1	9	9	9	9
CVG 19							
VF 191	MOFFETT FLD	VF AW JET	A1	14	14	14	14
VA 192	MOFFETT FLD	VA DAY JET	A1	12	12	12	12
VF 193	MOFFETT FLD	VF AW JET	A1	14	14	14	14
VA 195	MOFFETT FLD	VA DAY JET	A1	12	12	12	12
VA 196	MOFFETT FLD	VA LL	A1	12	12	12	12
CVG 21							
VF 211	ABD LEXINGTN	VF AW JET	A1	14	14	14	14
VA 212	ABD LEXINGTN	VA DAY JET	A1	12	12	12	12
VF 213	ABD LEXINGTN	VF AW JET	A1	14	14	14	14
VA 215	ABD LEXINGTN	VA LL	A1	12	12	12	12
VA 216	ABD LEXINGTN	VA DAY JET	A1	12	12	12	12
VAH 4 L	CUBI PT	VA H JET	A1	3	3	3	3
SPECIAL SQDNS							
PHOTOGRAPHIC SQDNS							
COMPOSITE PHOTOGRAPHIC SQDNS							
VCP 61	AGANA	VF P JET	A1	12	12	12	12
		VA P JET	A1	6	6	6	6
		VT JET	A4	1	1	1	1
VCP 63	MIRAMAR	VF P JET	A1	20	20	20	20
		VA P JET	A1	6	6	6	6
		VT JET	A4	1	1	1	1
AIR EARLY WARNING SQDNS							
VAW 11	NORTH ISLAND	VA AW	A1	10	10	10	10
		VA W	A1	32	32	32	32
VAW 13	AGANA	VA AW	A1	8	8	8	8
		VA W	A1	16	16	16	16
INTERCEPTOR SQDN							
VFAW 3	NORTH ISLAND	VF AW JET	A1	25	25	25	25

UNIT	LOCATION	CLASS	PRIMARY OPTG. STATUS	OPERATING ALLOWANCES 31 MAR 1961	30 JUN 1961	30 SEP 1961	31 DEC 1961
FLEET AIR RECONNAISSANCE SQDNS							
VQ 1	ATSUGI	VA Q JET	A1	9	9	9	9
		VW Q	A1	3	3	3	3
		VT JET	A4	1	1	1	1
CARRIER ANTI SUBMARINE GROUPS							
CVSG 53	NORTH ISLAND						
VS 21	NORTH ISLAND	VS	A1	10	10	10	10
VS 25	NORTH ISLAND	VS	A1	10	10	10	10
HS 6	NORTH ISLAND	HS	A1	16	16	16	16
CVSG 59	NORTH ISLAND						
VS 33	ABD BENINGTN	VS	A1	10	10	10	10
VS 38	ABD BENINGTN	VS	A1	10	10	10	10
HS 8	ABD BENINGTN	HS	A1	16	16	16	16
CVSG 55	LOS ALAMITOS						
VS 23	LOS ALAMITOS	VS	A1	10	10	10	10
VS 25	LOS ALAMITOS	VS	A1	10	10	10	10
HS 4	LOS ALAMITOS	HS	A1	16	16	16	16
CVSG 57	LOS ALAMITOS						
VS 35	LOS ALAMITOS	VS	A1	10	10	10	10
VS 37	LOS ALAMITOS	VS	A1	10	10	10	10
HS 2	LOS ALAMITOS	HS	A1	16	16	16	16
RCVSG 51	NORTH ISLAND						
VS 41	NORTH ISLAND	VS	A1	9	9	9	9
HS 10	REAM FIELD	HS	A1	7	7	7	7
PATROL SQDNS LAND PLANE							
VP 1	KODIAK	VP L	A1	11	11	11	11
VP 2	WHDBY ISLAND	VP L	A1	11	11	11	11
VP 4	NAHA	VP L	A1	11	11	11	11
VP 6	BARBERS PNT	VP L	A1	11	11	11	11
VP 9	ALAMEDA	VP L	A1	11	11	11	11
VP 17	WHDBY ISLAND	VP L	A1	11	11	11	11
VP 19	ALAMEDA	VP L	A1	11	11	11	11
VP 22	IWAKUNI	VP L	A1	11	11	11	11
VP 28	BARBERS PNT	VP L	A1	11	11	11	11
VP 46	NORTH ISLAND	VP L	A1		11	11	11
		VP S	A1	11			
PATROL SQDNS SEA PLANE							
VP 40	SANGLEY PNT	VP S	A1	11	11	11	11
VP 42	NORTH ISLAND	VP S	A1	11	11	11	11
VP 47	WHDBY ISLAND	VP S	A1	11	11	11	11
VP 48	NORTH ISLAND	VP S	A1	11	11	11	11
VP 50	IWAKUNI	VP S	A1	11	11	11	11
REPLACEMENT PATROL SQUADRON							
VP 31	NORTH ISLAND	VP L	A1	9	9	9	9
		VP S	A1	6	6	6	6
FLEET AIR EARLY WARNING SQDNS							
VW 1	AGANA	VW	A1	12	9	9	6
BARRIER SQUADRONS DISTANT WARNING							
AEWBARRONPAC	BARBERS PNT	VW	A1	25	25	25	25
		VR H	A5	5	5	5	5
HELICOPTER UTILITY SQDNS							
HU 1	REAM FIELD	HU	A2	49	49	49	49
FLEET TACTICAL SUPPORT SQDNS							
VR 21	BARBERS PNT	VR H	A2	17	17	17	17
		VR M	A2	4	4	4	4
		VR C	A2	10	10	10	10
USMC							
MARINE HEADQUARTERS SQDNS							
MARS 17	IWAKUNI	VR H	A2	2	2	2	2
		VR M	A2	4	4	4	4
		VT JET	A4	4	4	4	4
		VT ME	A6	2	2	2	2
		HU	A2	2	2	2	2
H&MS 11	ATSUGI	VR M	A2	1	1	1	1
		VT JET	A4	2	2	2	2
H&MS 12	IWAKUNI	VR M	A2	1	1	1	1
		VT JET	A4	2	2	2	2
H&MS 13	KANEOHE	VR H	A2	1	1	1	1
		VT JET	A4	3	3	3	3
H&MS 15	EL TORO	VR M	A2	1	1	1	1
		VT JET	A4	3	3	3	3
H&MS 16	FUTEMA	VR M	A2	1	1	1	1
MARS 37	EL TORO	VR H	A2	1	1	1	1
		VR M	A2	3	3	3	3
		VT JET	A4	4	4	4	4

[redacted]

CONFIDENTIAL

UNCLASSIFIED

TABLE 1

PROGRAM OPERATING ALLOWANCES

UNIT	LOCATION	CLASS	PRIMARY OPTG. STATUS	OPERATING ALLOWANCES 31 MAR 1961	30 JUN 1961	30 SEP 1961	31 DEC 1961
H6MS 33	EL TORO	VR M	A2	1	1	1	1
		VT JET	A4	3	3	3	3
MARINE FIGHTER SQDNS							
VMF 232	KANEOHE	VF DAY JET	A1	20	20	20	20
VMF 312	ATSUGI	VF DAY JET	A1	20	20	20	20
VMF 323	EL TORO	VF DAY JET	A1	20	20	20	20
VMF 334	EL TORO	VF DAY JET	A1	20			
VMF 451	EL TORO	VF DAY JET	A1	20	20	20	20
MARINE ALL WEATHER FIGHTER SQDNS							
VMFAW 115	ATSUGI	VF AW JET	A1	20	20		
VMFAW 314	ATSUGI	VF AW JET	A1	20	20	20	20
VMFAW 334	EL TORO	VF AW JET	A1		20	20	20
VMFAW 513	EL TORO	VF AW JET	A1	20	20	20	20
VMFAW 531	ATSUGI	VF AW JET	A1			20	20
VMFAW 542	EL TORO	VF AW JET	A1	20	20	20	20
MARINE ATTACK SQDNS							
VMA 121	ABD CORALSEA	VA DAY JET	A1	20	20	20	20
VMA 211	EL TORO	VA DAY JET	A1	20	20	20	20
VMA 212	IWAKUNI	VA DAY JET	A1	20	20	20	20
VMA 214	KANEOHE	VA DAY JET	A1	20	20	20	20
VMA 223	EL TORO	VA DAY JET	A1	20	20	20	20
VMA 311	EL TORO	VA DAY JET	A1	20	20	20	20
VMA 324	ABD CORALSEA	VA DAY JET	A1	20	20	20	
VMA 322	IWAKUNI	VA DAY JET	A1				20
VMA 343	EL TORO	VA DAY JET	A1	20	20	20	
MARINE COMPOSITE PHOTOGRAPHIC SQDNS							
VMCJ 1	IWAKUNI	VF P JET	A1	6	6	6	6
		VF Q JET	A1	6	6	6	6
VMCJ 3	EL TORO	VF P JET	A1	12	12	12	12
		VF Q JET	A1	12	12	12	12
MARINE TRANSPORT SQDNS							
VMR 253	IWAKUNI	VR H	A2	8	8	8	8
		VR M	A2	8	8	8	8
MIRS 1	EL TORO	VR H	A2	8	7		
		VR M	A2	4			
		VG	A2	3	8	12	12
MARINE HELICOPTER TRANSPORT SQDNS							
HMRL 161	KANEOHE	HR L	A1	12	12	12	14
HMRL 364	SANTA ANA	HR L	A1	20	20	20	24
HMRL 162	FUTEMA	HR L	A1	24	24		
HMRL 163	CUBI PNT	HR L	A1	24	24	24	24
HMRL 261	FUTEMA	HR L	A1			24	24
HMRL 361	SANTA ANA	HR L	A1	24	24	24	24
HMRL 362	FUTEMA	HR L	A1	24	24	24	24
HMRL 363	EL TORO	HR L	A1	20	20	20	24
HMRM 462	SANTA ANA	HR M	A1	13	13	13	13
MARINE OBSERVATION SQDNS							
VMO 2	SUKIRON	VO	A1	10	9	9	8
		HO	A1	12	12	12	12
VMO 6	CAMP PENDLET	VO	A1	12	12	12	11
		HO	A1	15	15	15	15
DIRECT FLEET SUPPORT UNITS							
OPERATIONAL DEVELOPMENT SQDNS							
VX 4	POINT MUGU	VF AW JET	A9	8	8	6	6
		VA DAY JET	A9	2	2	2	2
		VT JET	A6	1	1	1	1
		VT ME	A6	1	1	1	1
VX 5	CHINA LAKE	VA DAY JET	A9	7	7	7	7
		VA H JET	A9	1	1	1	1
		VT JET	A6	1	1	1	1
		VT ME	A6	1	1	1	1
FLEET UTILITY AND DRONE CONTROL SQDNS							
VU 1	BARBERS PNT	VF DAY JET	A8	4	4	4	4
		VF D JET	A8	10	10	10	10
		VF KD JET	A8	3	3	3	3
		VA DAY	A8	4	4	4	4
		VU TOW	A8	2	2	2	2
		VT D JET	A8	3	3	3	3
		VT ME P	A8	1	1	1	1
		HU	A8	2	2	2	2
VU 3	BROWN FIELD	VF D JET	A8	4	4	4	4
		VP LD	A8	1	1	1	1
		VU TOW D	A8	3	3	3	3
VU 5	ATSUGI	VF DAY JET	A8	5	5	5	5
		VF D JET	A8	4	4	4	4
		VF KD JET	A8	2	2	2	2
		VA DAY	A8	4	4	4	4
		VP LD	A8	1	1	1	1
		VU TOW	A8	3	3	3	3
		VU TOW D	A8	1	1	1	1
		VT ME P	A8	2	2	2	2
		HU	A8	2	2	2	2
VU 7	BROWN FIELD	VF DAY JET	A8	18	18	18	18
		VR M	A8	1	1	1	1
		VU TOW	A8	10	10	10	10
		VT ME P	A8	2	2	2	2

UNIT	LOCATION	CLASS	PRIMARY OPTG. STATUS	OPERATING ALLOWANCES 31 MAR 1961	30 JUN 1961	30 SEP 1961	31 DEC 1961
FLEET BASES OVERSEAS							
NAS	AGANA	VR H	A2	1	1	1	1
		VU SAR	A2	3	3	3	3
		VT ME	A6	1	1	1	1
		HU	A2	2	2	2	2
NAS	ATSUGI	VR H	A2	1	1	1	1
		VT JET	A2	7	7	7	7
		VT ME	A6	6	6	6	6
		HU	A2	2	2	2	2
NAS CUBI PNT	CUBI PNT	VU SAR	A2	1	1	1	1
		VT JET	A2	2	2	2	2
		VT ME	A6	3	3	3	3
		HU	A2	2	2	2	2
NAF	NAHA	VU SAR	A2	2	2	2	2
		VT ME	A6	3	3	3	3
NAF	OPPAMA	VU SAR	A2	3	3	3	3
NAVSTA	SANGLEY PNT	VR H	A2	1	1	1	1
		VR M	A2	2	2	2	2
		VT ME	A6	1	1	1	1
		HU	A2	1	1	1	1
COMUSTDC	TAIWAN	VR M	A2	1	1	1	1
DET A 7TH FLT	TAIWAN	VR C	A2	1	1	1	1
COMNAVFORJAPAN	YOKOSUKA	VR M	A2	1	1	1	1
COMNAVFORKOREA	SEOUL	VT ME	A6	2	2	2	2
NAWD	IWAKUNI	VU SAR	A2	1	1	1	1
		VT ME	A6	2	2	2	2
FOURTEENTH NAVAL DISTRICT							
PMRFAC	KWAJALEIN	VU SAR	A2	5	5	5	5
NAS 14 NAVDST	BARBERS PNT	VR H	A2	1	1	1	1
		VR M	A2	1	1	1	1
		VT JET	A6	3	3	3	3
		VT ME	A6	8	8	8	8
		HU	A2	2	2	2	2
NAVSTA 14 ND	MIDWAY	VU SAR	A2	3	3	3	3
		HU	A2	1	1	1	1
SEVENTEENTH NAVAL DISTRICT							
NAVSTA 17 ND	ADAK	VU SAR	A2	2	2	2	2
NAVSTA 17 ND	KODIAK	VR H	A2	2	2	2	2
		VU SAR	A2	1	1	1	1
CV AND AV UTILITY AIRCRAFT							
CVA 61 RANGER	ALAMEDA	VR C	A2	1	1	1	1
CVA 31 RICHARD	ALAMEDA	VR C	A2	1	1	1	1
CVS 33 KERSRGE	LONG BEACH	VR C	A2	1	1	1	1
CVS 12 HORNET	BREMERTON	VR C	A2	1	1	1	1
CVS 20 BENNING	SAN DIEGO	VR C	A2	1	1	1	1
CVS 10 YORKTWN	BREMERTON	VR C	A2	1	1	1	1
CVA 14 TCNDRGA	ALAMEDA	VR C	A2	1	1	1	1
CVA 16 LEXIGTN	LOS ANGELES	VR C	A2	1	1	1	
CVA 19 HANCOCK	SAN DIEGO	VR C	A2	1	1	1	
CVA 34 ORISKNY	ALAMEDA	VR C	A2	1	1	1	1
CVA 41 MIDWAY	ALAMEDA	VR C	A2	1	1	1	1
CVA 43 CRL SEA	ALAMEDA	VR C	A2	1	1	1	1
CVA 63 KITTYHW		VR C	A2				1
CVA 64 CONSTEL		VR C	A2				1
MARINE AIR FMF & FORCE AVIATION HQTRS SQDN							
HHS AFMFPAC	EL TORO	VR H	A2	1	1	1	1
		VR M	A2	2	2	2	2
		VT JET	A6	2	2	2	2
		VT ME	A6	1	1	1	1
MARINE FLEET TRAINING SQDNS							
VMT 2	EL TORO	VT JET	A4	20	20	20	20
FLT BASES OVERSEAS USMC							
MCAS 14 ND	KANEOHE	VR M	A2	1	1	1	1
		VT JET	A6	2	2	2	2
		VT ME	A6	2	2	2	2
		HU	A2	2	2	2	2
MCAF FUTEMA	OKINAWA	VT ME	A6	2	2	2	2
INDIRECT FLEET SUPPORT UNITS							
NAVAL ATTACHES AND MISSIONS PAC							
ATT DJAKARTA	JAVA	VR M	A8	1	1	1	1
ATT CANBERRA	AUSTRALIA	VR M	A8	1	1	1	1
MAAG BANGKOK	THAILAND	VT ME	A8	1	1	1	1
MAAG SAIGON	VIETNAM	VR M	A8	1	1	1	1
NAVSECMAAG	TAIWAN	VR M	A8	1	1	1	1
				5	5	5	5

CONFIDENTIAL

[redacted]

DECLASSIFIED

TABLE 1

PROGRAM OPERATING ALLOWANCES

UNIT	LOCATION	CLASS	PRIMARY OPTG. STATUS	OPERATING ALLOWANCES 31 MAR 1961	30 JUN 1961	30 SEP 1961	31 DEC 1961
NAVAL AIR BASES							
PAC MISSLE RNG	POINT MUGU	VF P JET	A9	1	1	1	1
		VF D JET	A9	10	10	10	10
		VA Q	A9	2	2	2	2
		VS	A9	4	4	4	4
		VP LD	A9	1	1	1	1
		VW	A9	4	4	4	4
		VR H	A9	4	4	4	4
		VR M	A9	1	1	1	1
		VT D JET	A9	2	2	2	2
		VT KD JET	A9	1	1	1	1
		VT ME P	A8	1	1	1	1
		VT D	A9	3	3	3	2
		HU	A8	7	7	7	7
FIRST NAVAL DISTRICT							
NAS 1 NAV DST	QUONSET PNT	VR M	A8	2	2	2	2
		VU SAR	A8	1	1	1	1
		VT JET	A6	6	6	6	6
		VT ME	A6	14	14	14	14
		VT ME P	A8	1	1	1	1
		HU	A8	3	3	3	3
NAS 1 NAV DST	BRUNSWICK	VP L	A9	1	1	1	1
		VR M	A8	1	1	1	1
		VU SAR	A8	1	1	1	1
		VT ME	A6	1	1	1	1
		HU	A8	1	1	1	1
NADU	SO WEYMOUTH	VR M	A8	1	1	1	1
		VT ME	A6	1	1	1	1
THIRD NAVAL DISTRICT							
NTDG	PORT WASHNGT	VT ME	A6	1	1	1	1
FOURTH NAVAL DISTRICT							
NAS 4 NAV DST	JOHNSVILLE	VR M	A8	1	1	1	1
		VU L	A8	1	1	1	1
		VT ME	A6	5	5	5	5
NAS 4 NAV DST	LAKEHURST	VR M	A8	1	1	1	1
		VT ME	A6	6	6	6	6
FIFTH NAVAL DISTRICT							
NAS 5 NAV DST	NORFOLK	VS	A8	2	2	2	2
		VR H	A8	1	1	1	1
		VR M	A8	8	8	8	8
		VR C	A2	1	1	1	1
		VU SAR	A8	1	1	1	1
		VU L	A8	2	2	2	2
		VT ME	A6	20	20	20	20
		VT ME P	A8	1	1	1	1
		VT SE	A6	8	8	8	8
NAS 5 NAV DST	OCEANA	VR M	A8	2	2	2	2
		VT JET	A6	8	8	8	8
		VT ME	A6	3	3	3	3
		HU	A8	2	2	2	2
SIXTH NAVAL DISTRICT							
NAS 6 NAV DST	JACKSONVILLE	VR M	A8	4	4	4	4
		VU SAR	A8	1	1	1	1
		VU L	A8	2	2	2	2
		VT JET	A6	5	5	5	5
		VT ME	A6	4	4	4	4
		HU	A8	2	2	2	2
NAS 6 NAV DST	KEY WEST	VR M	A8	1	1	1	1
		VU SAR	A8	1	1	1	1
		VT JET	A6	1	1	1	1
		VT ME	A6	1	1	1	1
		HU	A8	1	1	1	1
NAVSTA	MAYPORT	VT JET	A6	1	1	1	1
		VT ME	A6	1	1	1	1
		HU	A8	1	1	1	1
NAS 6 NAV DST	SANFORD	VR M	A8	2	2	2	2
		VT JET	A6	2	2	2	2
		VT ME	A6	2	2	2	2
		HU	A8	1	1	1	1
NAS 6 NAV DST	CECIL FIELD	VR M	A8	1	1	1	1
		VT JET	A6	3	3	3	3
		VT ME	A6	2	2	2	2
		VT SE	A6	2	2	2	2
		HU	A8	1	1	1	1
EIGHTH NAVAL DISTRICT							
NASWF	KIRTLAND AFB	VR M	A8	1	1	1	1
NINTH NAVAL DISTRICT							
COMNAVCONAD	COLORADO SPR	VR M	A8	1	1	1	1
		VT JET	A6	1	1	1	1
NAVCBUIT STA	DENVER	VT ME	A6	2	2	2	2
ELEVENTH NAVAL DISTRICT							
NAF 11 NAV DST	CHINA LAKE	VR M	A8	2	2	2	2
		HU	A8	1	1	1	1
NAS 11 NAV DST	NORTH ISLAND	VR M	A8	4	4	4	4
		VU L	A8	2	2	2	2
		VT JET	A6	8	8	8	8
		VT ME	A6	10	10	10	10
		VT SE	A6	6	6	6	6
NAF 11 NAV DST	LITCHFLD PRK	VR M	A8	1	1	1	1
		VT ME	A6	1	1	1	1
NAS 11 NAV DST	MIRAMAR	VR M	A8	2	2	2	2
		VR C	A2	2	2	2	2
		VT JET	A6	6	6	6	6
		VT ME	A6	2	2	2	2
		HU	A8	1	1	1	1
NAS 11 NAV DST	POINT MUGU	VT JET	A6	3	3	3	3
		VT ME	A6	5	5	5	5
		HU	A8	2	2	2	2
NMF	PNT ARGUELLO	VT JET	A6	1	1	1	1
		VT ME	A6	1	1	1	1
NAAS 11 NAVDST	BROWN FIELD	VT ME	A6	1	1	1	1
NAAS 11 NAVDST	REAM FIELD	VT ME	A6	1	1	1	1
TWELFTH NAVAL DISTRICT							
NAS 12 NAV DST	ALAMEDA	VR H	A8	1	1	1	1
		VR M	A8	3	3	3	3
		VR C	A2	4	4	4	4
		VU SAR	A8	1	1	1	1
		VU L	A8	2	2	2	2
		VT JET	A6	7	7	7	7
		VT ME	A6	5	5	5	5
		VT ME P	A8	1	1	1	1
		HU	A8	1	1	1	1
NAAS 12 NAVDST	FALLON	VR M	A8	1	1	1	1
		VT JET	A6	2	2	2	2
		HU	A8	2	2	2	2
NAS 12 NAV DST	MOFFETT FLD	VR C	A2	1	1	1	1
		VT JET	A6	2	2	2	2
		VT ME	A6	5	5	5	5
		HU	A8	2	2	2	2
NAF 12 NAVDST	MONTEREY	VT JET	A6	6	6	6	6
		VT ME	A6	25	25	25	25
		VT SE	A6	11	11	11	11
		HU	A8	1	1	1	1
THIRTEENTH NAVAL DISTRICT							
NAS 13 NAV DST	WHDBY ISLAND	VR M	A2	1	1	1	1
		VR M	A8	3	3	3	3
		VR C	A2	1	1	1	1
		VU SAR	A8	1	1	1	1
		VT JET	A6	2	2	2	2
		VT ME	A6	2	2	2	2
		VT ME P	A8	1	1	1	1
		HU	A8	2	2	2	2
POTOMAC RIVER NAVAL COMMAND							
NAS ANACOSTIA	ANACOSTIA	VR H	A8	2	2	2	2
		VR M	A8	6	6	6	6
		VU L	A8	4	4	4	4
		VT JET	A6	15	15	15	15
		VT ME	A6	44	44	44	44
		VT ME P	A8	2	2	2	2
		VT SE	A6	11	11	11	11
NWL	DAHLGREN	VT ME	A6	1	1	1	1
NAS PTXNT RIV	PTXNT RIVER	VW	A9	2	2	2	2
		VR H	A9	1	1	1	1
		VR M	A8	1	1	1	1
		VU SAR	A8	1	1	1	1
		VT JET	A6	4	4	4	4
		VT ME	A6	3	3	3	3
		HU	A8	1	1	1	1
SEVERN RIVER NAVAL COMMAND							
NAF ANNAPOLIS	ANNAPOLIS	VU SAR	A6	10	10	10	10
		HU	A8	1	1	1	1
BUWEPS INSPECTORS AND REPRESENTATIVES							
BWFLTRREP CEN	WRGT PAT AFB	VR M	A8	1	1	1	1
		VT ME	A6	2	2	2	2
BWR AKRON	AKRON	VT ME	A8	1	1	1	1
BWR BALTIMORE	BALTIMORE	VT ME	A8	1	1	1	1
BWR BUFFALO	BUFFALO	VT ME	A6	1	1	1	1
BWR BURBANK	BURBANK	VT ME	A8	1	1	1	1
BWR COLUMBUS	COLUMBUS	VT ME	A6	2	2	2	2
BWR EST HRTFRD	EST HARTFORD	VT ME	A8	1	1	1	1
BWR EL SEGUNDO	EL SEGUNDO	VT ME	A8	1	1	1	1
BWR ST LOUIS	ST LOUIS	VT ME	A8	1	1	1	1
BWR TETERBORO	TETERBORO	VT ME	A8	1	1	1	1
AVIONICS FAC	INDIANAPOLIS	VT ME	A8	1	1	1	1

[redacted]

[redacted]

DECLASSIFIED

TABLE 1

PROGRAM OPERATING ALLOWANCES

UNIT	LOCATION	CLASS	PRIMARY OPTG. STATUS	OPERATING ALLOWANCES 31 MAR 1961	30 JUN 1961	30 SEP 1961	31 DEC 1961
MARINE CORPS BASES AND AIR STATIONS							
HMX 1	QUANTICO	HO	A9	4	4	4	4
		HR L	A9	18	18	18	18
		HR H	A9	2	2	2	2
MCAAS	YUMA	VR H	A8	2	2	2	2
		VT JET	A6	3	3	3	3
		VT ME	A6	1	1	1	1
		HU	A8	2	2	2	2
MCAS SO&ES	EL TORO	VR H	A8	3	3	3	3
		VU L	A6		1	1	1
		VT ME	A6	5	5	5	5
		HU	A8	2	2	2	2
MCAS SO&ES	CHERRY POINT	VR H	A8	1	1	1	1
		VR M	A8	2	2	2	2
		VU L	A6		1	1	1
		VT JET	A6	2	2	2	2
		VT ME	A6	1	1	1	1
		HU	A8	2	2	2	2
MCAS AES 12	QUANTICO	VR H	A8	2	2	2	2
		VT ME	A6	6	6	6	6
		VT ME P	A8	1	1	1	1
		VT SE	A6	7	7	7	7
MCAF	NEW RIV JAX	VR M	A8	1	1	1	1
		VT ME	A6	3	1	1	1
		VT SE	A6		2	2	2
HQ MC FLT SECT	ANACOSTIA	VR H	A8	1	1	1	1
		VR M	A8	2	2	2	2
		VU L	A8	1	1	1	1
		VT ME	A6	4			
		VT SE	A6	6	10	10	10
MCAS	BEAUFORT	VR M	A8	2	2	2	2
		VT JET	A6	1			
		VT ME	A6	1			
		VT SE	A6		2	2	2
		HU	A8	2	2	2	2
NAVAL AIR TRAINING COMMAND							
NAVAL AIR BASIC TRAINING COMMAND							
TRARON 7	KINGSVILLE	VT JET	A3	65	65	65	65
		VT ME	A6	1	1	1	1
NAAS NABTC	SAUFLEY FLD	VT ME	A6	3	3	3	3
		VT SE	A6	5	5	5	5
TRARON 1	SAUFLEY FLD	VT SE	A3	196	196	196	196
TRARON 5	SAUPLEY FLD	VT SE	A3	39	39	39	39
NAAS NABTC	WHITING FLD	VT ME	A6	4	4	4	4
		VT SE	A6	6	6	6	6
TRARON 2	WHITING FLD	VT SE	A3	152	148	148	148
TRARON 3	WHITING FLD	VT SE	A3	153	149	149	149
TRARON 6	WHITING FLD	VT ME	A3	20	20	20	20
HTG 8	ELLYSON FLD	HU	A3	30	31	32	32
		HT	A3	28	27	26	26
NAS NABTC	PENSACOLA	VF DAY	A4	6	6	6	6
		VR H	A8	4	4	4	4
		VR M	A8	3	3	3	3
		VU SAR	A8	2	2	2	2
		VT JET	A6	5	5	5	5
		VT ME	A3	4	4	4	4
		VT ME	A6	11	11	11	11
		VT SE	A3	16	16	16	16
		VT SE	A6	15	15	15	15
		HU	A8	3	3	3	3
TRARON 4	PENSACOLA	VT JET	A3	84	84	84	84
NAVAL AIR ADVANCED TRAINING COMMAND							
NAAS NAATC	KINGSVILLE	VT ME	A6	2	2	2	2
		HU	A8	2	2	2	2
TRARON 21	KINGSVILLE	VA DAY JET	A3	21	24	24	24
		VT JET	A3	23	23	23	23
TRARON 22	KINGSVILLE	VA DAY JET	A3	21	23	23	23
		VT JET	A3	22	22	22	22
TRARON 23	KINGSVILLE	VF DAY JET	A3	32	32	32	32
NAS NAATC	CRPS CHRISTI	VR M	A8	3	3	3	3
		VU L	A8	6	2	2	2
		VT JET	A6	4	4	4	4
		VT ME	A6	5	5	5	5
		VT ME P	A8	1	1	1	1
		VT NAV	A3	4	4	4	4
		HU	A8	2	2	2	2
TRARON 28	CRPS CHRISTI	VS	A3	52	52	52	52
TRARON 29	CRPS CHRISTI	VT NAV	A3	8	8	8	8
TRARON 30	CRPS CHRISTI	VA DAY PROP	A3	29	29	29	29
TRARON 31	CRPS CHRISTI	VP L	A3	10	10	10	10
		VP S	A3	5	7	10	10
NAAS NAATC	CHASE	VT ME	A6	2	2	2	2
		HU	A8	2	2	2	2
TRARON 24	CHASE	VA DAY JET	A3	21	24	24	24
		VT JET	A3	23	23	23	23
TRARON 25	CHASE	VA DAY JET	A3	21	23	23	23
		VT JET	A3	22	22	22	22
TRARON 26	CHASE	VF DAY JET	A3	32	32	32	32
NAAS NAATC	NEW IBERIA	VT ME	A6	2	2	2	2
		HU	A8	2	2	2	2
TRARON 27	NEW IBERIA	VS	A3	48	48	48	48

UNIT	LOCATION	CLASS	PRIMARY OPTG. STATUS	OPERATING ALLOWANCES 31 MAR 1961	30 JUN 1961	30 SEP 1961	31 DEC 1961
NAVAL AIR TECHNICAL TRAINING COMMAND							
NATECHTRAU	LAKEHURST	VT NAV	A4	1	1	1	1
NATECHTRAU	OLATHE	VT JET	A4	5			
		VT ME	A4	4			
		VT SE	A4	7			
NATECHTRAU	PENSACOLA	VF P	A4	8	8	8	8
		VT JET	A4	1	1	1	1
		VT ME P	A4	6	6	6	6
NATECHTRAU	PHILADELPHIA	VT ME	A6	1	1	1	1
NAS	GLYNCO	VR M	A8	1	1	1	1
		VT ME	A6	2	2	2	2
		HU	A8	1	1	1	1
NAVCICOPFSCOL	GLYNCO	VF AW JET	A4	36	36	36	36
		VS	A4	4	4	4	4
		VW AEW	A4	6	6	6	6
		VT JET	A4	3	8	8	8
		VT JET	A6	3			
		VT ME	A4		4	4	4
		VT SE	A4		7	7	7
NAS	MEMPHIS	VR M	A8	3	3	3	3
		VT JET	A6	3	3	3	3
		VT ME	A6	5	5	5	5
		VT ME P	A8	1	1	1	1
		VT SE	A6	2	2	2	2
		HU	A8	1	1	1	1
NAVY AND MARINE CORPS RESERVE TRAINING							
NAV&MC RES TRA		VF DAY JET	A4	136	136	136	136
		VA DAY JET	A4	136	136	136	136
		VA DAY	A4	76	76	76	76
		VS	A4	160	160	160	160
		VP L	A4	96	96	96	96
		VR H	A4	44	44	44	44
		VR M	A4	21	21	21	21
		VR C	A8	1	1	1	1
		VU L	A4		2	2	2
		VT JET	A4	40	40	40	40
		VT ME	A4	33	33	33	33
		VT ME P	A4	4	4	4	4
		VT SE	A4	10	10	10	10
		HS	A4	69	69	69	69
		HT	A4	4	4	4	4
BUWEPS RESEARCH & DEVELOPMENT							
RDT&E AIRCRAFT		VF DAY JET	A9	24	24	24	24
		VF AW JET	A9	31	31	31	31
		VF P JET	A9	3	3	3	2
		VF D JET	A9	3	3	3	4
		VA DAY JET	A9	17	17	17	17
		VA P JET	A9	1	1	1	1
		VA Q JET	A9	1	1	1	1
		VA H JET	A9	7	7	7	7
		VA DAY	A9	4	4	4	4
		VA AW	A9	5	5	5	2
		VA W	A9	2	2	2	4
		VA LL	A9				
		VS	A9	4	4	4	4
		VP L	A9	12	12	12	12
		VP LD	A9	1	1	1	1
		VW	A9	7	7	7	7
		VR H	A9	3	3	3	3
		VR M	A9	5	5	5	5
		VR C	A9	1	1	1	1
		VU SAR	A9	1	1	1	1
		VU TOW	A9	1	1	1	1
		VT JET	A9	13	13	13	13
		VT SE	A9	5	5	5	4
		VT D	A9	2	2	2	2
		HS	A9	7	7	7	8
		HR L	A9	1	1	1	1
		HU	A9	3	3	3	3
		ZP	A9	2	2	2	2
		ZW	A9	1	1	1	1

[redacted]

[redacted]

DECLASSIFIED

TABLE 1A

PROGRAM OPERATING ALLOWANCES *

SUBCLASS	TOTAL	LANT USN	LANT USMC	PAC USN	PAC USMC	NABS USN	NABS USMC	BWRS	NABTC	NAATC	NATTC	NART	RDT&E
TOTAL	7231	1555	449	1644	692	463	92	14	787	435	101	832	167
VF DAY JET	444	27	80	27	80				6	64		136	24
VF AW JET	807	260	40	340	100						36		31
VF P JET	98	27	9	32	18	1					8		3
VF D JET	35	7		18		10							
VF KD JET	5			5									
VF Q JET	24		6		18								
VF D JET	3												3
VA DAY JET	1002	208	120	267	160					94		136	17
VA P JET	25	12		12									1
VA Q JET	19	9		9									1
VA HT JET	8	4		4									
VA H JET	164	95		62									7
VA DAY	123	4	2	8						29		76	4
VA AW	37	14		18									5
VA W	97	47		48									2
VA Q	2					2							
VA LL	229	107		122									
VS	478	115		89		6				100	4	160	4
VP L	398	160		119		1				10		96	12
VP LD	6	2		2		1							1
VP S	95	27		61						7			
VW	89	36		34		6					6		7
VW Q	6	3		3									
VO	30		9		21								
VR H	143	27	3	28	20	12	2		4			44	3
VR M	217	43	37	15	23	48	14	1	3	3	4	21	5
VR C	67	33		23		9						1	1
VG	8				8								
VU SAR	59	17		21		18			2				1
VU TOW	27	11		15									1
VU TOW D	4			4									
VU L	20					13	3			2		2	
VT JET	613	54	34	79	45	83	5		154	94	12	40	13
VT D JET	5			3		2							
VT KD JET	1					1							
VT ME	354	21	2	29	7	169	14	13	43	11	12	33	
VT ME P	25			5		7	1			1	7	4	
VT SE	614	9		8		38	21		514		9	10	5
VT NAV	13									12	1		
VT D	7	2				3							2
HS	239	92		71								69	7
HO	40		9		27		4						
HR L	251		84		148		18						1
HR M	29		14		13		2						
HU	229	74		63	4	33	8		34	8	2		3
HT	31								27			4	
ZP	6	4											2
ZW	5	4											1

* AS OF 30 JUNE

[redacted]

DECLASSIFIED

TABLE 1B

PROGRAM OPERATING ALLOWANCES *

LANT

SUBCLASS	TOTAL	NAVY COMBAT	FLT. TRNG.	OSEAS BASES	FASRONS	VURONS.	OPTEVFOR	CV UTILITY	ATT. & MISS.	AIRCRAFT FERRY SQDN	MARINE COMBAT	H & HS	VMT-1
TOTAL	2004	1310	70	62		50	32	15	16		423	6	20
VF DAY JET	107					27					80		
VF AW JET	300	260									40		
VF P JET	36	27									9		
VF D JET	7					7							
VF Q JET	6										6		
VA DAY JET	328	208									120		
VA P JET	12	12											
VA Q JET	9	9											
VA HT JET	4	4											
VA H JET	95	95											
VA DAY	6			4							2		
VA AW	14	14											
VA W	47	47											
VA LL	107	107											
VS	115	111					4						
VP L	160	154					6						
VP LD	2					2							
VP S	27	26					1						
VW	36	36											
VW Q	3		3										
VO	9										9		
VR H	30	13	4	5			5				2	1	
VR M	80	12	1	15			3		12		36	1	
VR C	33	18						15					
VU SAR	17			10			5		2				
VU TOW	11					11							
VT JET	88		54								12	2	20
VT ME	23			19			1		1			2	
VT SE	9		8	1									
VT D	2					2							
HS	92	89					3						
HO	9										9		
HR L	84										84		
HR M	14										14		
HU	74	60		8		1	4		1				
ZP	4	4											
ZW	4	4											

* AS OF 30 JUNE

[redacted]

DECLASSIFIED

TABLE 1C

PROGRAM OPERATING ALLOWANCES *

PAC

SUBCLASS	TOTAL	NAVY COMBAT	FLT. TRNG.	O'SEAS BASES	FASRONS	VURONS	OPTEVFOR	CV UTILITY	ATT. & MISS	AIRCRAFT FERRY SQDN	MARINE COMBAT	H & HS	VMT-2
TOTAL	2336	1350	82	90		92	22	12	5		657	6	20
VF DAY JET	107					27					80		
VF AW JET	440	332					8				100		
VF P JET	50	32									18		
VF D JET	18					18							
VF KD JET	5					5							
VF Q JET	18										18		
VA DAY JET	427	258					9				160		
VA P JET	12	12											
VA Q JET	9	9											
VA HT JET	4	4											
VA H JET	62	61					1						
VA DAY	8					8							
VA AW	18	18											
VA W	48	48											
VA LL	122	122											
VS	89	89											
VP L	119	119											
VP LD	2					2							
VP S	61	61											
VW	34	34											
VW Q	3		3										
VO	21										21		
VR H	48	17	5	6							19	1	
VR M	38	4	1	6		1			4		20	2	
VR C	23	10		1				12					
VG	8										8		
VU SAR	21			21									
VU TOW	15					15							
VU TOW D	4					4							
VT JET	124		65	14			2				21	2	20
VT D JET	3					3							
VT ME	36			30			2		1		2	1	
VT ME P	5					5							
VT SE	8		8										
HS	71	71											
HO	27										27		
HR L	148										148		
HR M	13										13		
HU	67	49		12		4					2		

* AS OF 30 JUNE

[redacted]

DECLASSIFIED

[redacted]

TOTAL PROGRAM & NON-PROGRAM AIRCRAFT

TABLE 2

LOCATION OF AIRCRAFT INVENTORY AND PLANNED OPERATING ASSIGNMENTS

BY COMMAND AND UNIT

LANT UNIT	LOCATION	MODEL	STATUS	INVENTORY NO. ON BOARD POOL	INVENTORY NO. ON BOARD OPERATING	PLANNED OPERATING ASSIGNMENTS 31 MAR 1961	30 JUN 1961	30 SEP 1961	31 DEC 1961
CARRIER AIR GROUPS									
CVG 1									
VF 14	ABD ROOSEVLT	F3H 2	A1		12	14	14	14	14
				*	12*	14	14	14	14
VF 11	ABD ROOSEVLT	F8U 2	A1		1				
		F8U 1	A1		13	14	14		
		F8U 2N	A1					14	14
				*	14*	14	14	14	14
VA 15	ABD ROOSEVLT	AD 6	A1		12	12	12	12	12
				*	12*	12	12	12	12
VA 46	ABD SHANGRLA	A4D 2N	A1		12	12	12	12	12
				*	12*	12	12	12	12
VA 172	ABD ROOSEVLT	A4D 2	A1		12	12	12	12	
		A4D 2N	A1						12
				*	12*	12	12	12	12
VAH 11	ABD ROOSEVLT	A3D 2	A1		9	10	10	7	7
		A3D 2	HF	1					
				1*	9*	10	10	7	7
CVG 3									
VF 31	CECIL FIELD	F3H 2	A1		10	14	14	14	14
		F3H 2	D5	2					
				2*	10*	14	14	14	14
VF 32	CECIL FIELD	F8U 2	A1		3				
		F8U 1	A1		1				
		F8U 1E	A1		7				
		F8U 1E	G6	1					
		F8U 2N	A1			14	14	14	14
				1*	11*	14	14	14	14
VA 34	CECIL FIELD	A4D 2	A1		11	12	12	12	12
				*	11*	12	12	12	12
VA 35	CECIL FIELD	AD 6	A1		12	12	12	12	12
				*	12*	12	12	12	12
VA 36	CECIL FIELD	A4D 2	A1		11	12			
		A4D 2N	A1				12	12	12
				*	11*	12	12	12	12
VAH 9	SANFORD	A3D 2	A1		10	12	12	12	12
		A3D 2	HF	2					
				2*	10*	12	12	12	12
RCVG 4									
VA 43	OCEANA	A4D 2	A1		13	4	8	10	10
		A4D 2	D5	1					
		A4D 2N	A1		14	8	10	10	10
		A4D 2N	B	4					
		A4D 1	A1		11	8	2		
		A4D 1	D5	1					
		F9F 8T	A1		1				
		F9F 8T	A4		19	17	17	17	17
		F9F 8T	D5	1					
				7*	58*	37	37	37	37
VF 101	KEY WEST	F3H 2	A1		8	14	14	14	14
		F3H 2	A4		3				
		F3H 2	D5	2					
		F3H 2	G5	5					
		F3H 2	G6	2					
		F3H 2	HF	1					
		F4D 1	A1		4	14	14	14	14
		F4D 1	A4		3				
		F4D 1	D5	2					
		F4D 1	G5	2					
		F9F 8T	A4		5	3	3	3	3
				14*	23*	31	31	31	31
DET A	OCEANA	F4H 1	A1				9	10	10
		F9F 8T	A4		3	3	3	3	3
		F3D 2T2	A4		10	8	8	8	8
				*	13*	11	20	21	21
VF 174	CECIL FIELD	F8U 2	A1		4	8	8	6	6
		F8U 2	A4		8				
		F8U 2	D5	3					
		F8U 1	A1		5	6	6	6	6
		F8U 1	A4		15				
		F8U 1E	A1			2	2	2	2
		F8U 1E	A4		6				
		F8U 2N	A1		3	6	6	8	8
		F8U 2N	A4		15				
		F9F 8T	A4		2	2	2	2	2
				3*	58*	24	24	24	24
VA 42	OCEANA	AD 6	A1		1	9	9	9	9
		AD 6	A4		13				
		AD 5	A4		1	2	2	2	2
		AD 5	B	1					
		T 28B	A4		6	4	4	4	4
				1*	21*	15	15	15	15
VA 44	JACKSONVILLE	A4D 2	A1		7	4	8	10	10
		A4D 2	A4		2				
		A4D 2	D5	9					
		A4D 2	G6	1					
		A4D 2N	A1		2	8	10	10	10
		A4D 2N	A4		15				
		A4D 2N	G6	1					
		A4D 1	A1		1	8	2		
		A4D 1	A4		10				
		A4D 1	D5	1					
		AD 6	A1		1	10	10	10	10
		AD 6	A4		12				
		AD 5	A1		1				
		AD 5	A4		1	2	2	2	2
		F9F 8T	A4		19	19	19	19	19
		F9F 8T	D5	1					
		F9F 8T	G5	2					
		F9F 8T	G6	1					
		T 28B	A4		6	4	4	4	4
				16*	77*	55	55	55	55
VAH 3	SANFORD	A3D 2T	A4		5	4	4	4	4
		A3D 2T	D5	1					
		A3J 1	A1			2	6	10	10
		A3D 2	A1		4				
		A3D 2	D5	2					
		A3D 2	G6	1					
		A3D 1	A1		1	10	10	9	9
		A3D 1	A4		10				
		A3D 1	D5	1					
		A3D 1	G6	1					
		R4D 5 6	A4			1	1	1	1
		R4D 6	G5	2					
		F9F 8T	A4		3	4	4	4	4
		F9F 8T	D5	1					
				9*	23*	21	25	28	28
CVG 6									
VF 33	OCEANA	F8U 1E	A1			14	14	14	14
		F11F 1	A1		11				
				*	11*	14	14	14	14
VF 74	OCEANA	F4H 1	A1					12	14
		F4D 1	A1		12	14	14		
		F4D 1	D5	1					
		F4D 1	G6	1					
		F4D 1	H6	1					
				3*	12*	14	14	12	14
VA 65	OCEANA	AD 6	A1		12	12	12	12	12
				*	12*	12	12	12	12
VA 66	OCEANA	A4D 2	A1		9				
		A4D 2	D5	1					
		A4D 2	G5	1					
		A4D 2N	A1		6	12	12	12	12
				2*	15*	12	12	12	12
VA 76	OCEANA	A4D 2	A1		11	12	12	12	12
		A4D 2	D5	1					
		A4D 2	G5	1					
				2*	11*	12	12	12	12
VAH 13	SANFORD	A3D 2	A1		7	6	9	9	
		A3D 2	G5	1					
				1*	7*	6	9	9	
CVG 7									
VF 41	OCEANA	F3H 2	A1		15	14	14	14	14
				*	15*	14	14	14	14
VF 84	OCEANA	F8U 2	A1		12	14	14	14	14
				*	12*	14	14	14	14
VA 75	OCEANA	AD 6	A1		11	12	12	12	12
		AD 5	A1		2				
				*	13*	12	12	12	12
VA 86	OCEANA	A4D 2	A1		9	12	12	12	12
		A4D 2	B	1					
				1*	9*	12	12	12	12
VA 72	OCEANA	A4D 2	A1		10				
		A4D 2N	A1			12	12	12	12
				*	10*	12	12	12	12
VAH 1	SANFORD	A3D 2	A1		13	12	12	12	12
		A3D 2	A7		2				
		A3D 2	G5	1					
				1*	15*	12	12	12	12

[redacted]

TABLE 2

TOTAL PROGRAM & NON-PROGRAM AIRCRAFT

LOCATION OF AIRCRAFT INVENTORY AND PLANNED OPERATING ASSIGNMENTS

DECLASSIFIED

BY COMMAND AND UNIT

LANT UNIT	LOCATION	MODEL	INVENTORY: STATUS	INVENTORY: NO. ON BOARD: POOL	INVENTORY: NO. ON BOARD: OPERATING	PLANNED OPERATING ASSIGNMENTS: 31 MAR 1961	30 JUN 1961	30 SEP 1961	31 DEC 1961
CVG 8									
VF 102	ABD FORRESTL	F4H 1	A1						8
		F4D 1	A1		12	14	14	14	6
		F4D 1	D5	1					
				1*	12*	14	14	14	14
VA 81	ABD FORRESTL	A4D 2	A1		12	12	12	12	12
				*	12*	12	12	12	12
VF 103	ABD FORRESTL	F8U 2	A1		12	14	14	14	14
		F8U 2	HF	1					
				1*	12*	14	14	14	14
VA 83	ABD FORRESTL	A4D 2N	A1		12	12	12	12	12
				*	12*	12	12	12	12
VA 85	ABD FORRESTL	AD 6	A1		10	12	12	12	12
		AD 6	Y	2					
				2*	10*	12	12	12	12
VAH 5	ABD FORRESTL	A3D 2	A1		11	12	12	10	12
		A3D 2	HF	1					
				1*	11*	12	12	10	12
CVG 10									
VA 12	ABD ROOSEVLT	A4D 2	A1		12	12	12	12	12
				*	12*	12	12	12	12
VF 13	ABD SHANGRLA	F4D 1	A1		14	14	14	14	14
				*	14*	14	14	14	14
VF 62	ROTA	F8U 1	A1		14	14	14	14	14
		F8U 1	B	1					
				1*	14*	14	14	14	14
VA 106	ABD SHANGRLA	A4D 2	A1		10	12	12	12	12
		A4D 2	B	1					
		A4D 2	G6	1					
				2*	10*	12	12	12	12
VA 176	ABD SHANGRLA	AD 6	A1		12	12	12	12	12
				*	12*	12	12	12	12
VAH 7	SANFORD	A3J 1	A1				3	8	12
		A3D 2	A1		2	8	6		
		A3D 2	D5	2					
		A3D 2	G6	2					
				4*	2*	8	9	8	12
CVG 16									
VA 163	CECIL FIELD	A4D 2	A1		7	12	12		
		A4D 2	D5	1					
		A4D 2N	A1					12	12
				1*	7*	12	12	12	12
VA 164	CECIL FIELD	A4D 2	A1		7	12	12	12	12
		A4D 2	G5	1					
				1*	7*	12	12	12	12
VA 165	JACKSONVILLE	AD 6	A1		9	12	12	12	12
				*	9*	12	12	12	12
VF 161	CECIL FIELD	F3H 2	A1		7	12	14	14	14
				*	7*	12	14	14	14
VF 162	CECIL FIELD	F4D 1	A1		6	12	14	14	14
				*	6*	12	14	14	14
PHOTOGRAPHIC SQDNS									
VFP 62	CECIL FIELD	F8U 1P	A1		18	27	27	27	27
		F8U 1P	D5	3					
				3*	18*	27	27	27	27
DET 37	ABD ROOSEVLT	F8U 1P	A1		2				
				*	2*				
DET 42	ABD FORRESTL	F8U 1P	A1		3				
				*	3*				
DET 44	ABD SHANGRLA	F8U 1P	A1		2				
				*	2*				
	JACKSONVILLE	A3D 2P	A1		7	9	9	9	9
		A3D 2P	B	4					
		A3D 2P	E5	1					
				5*	7*	9	9	9	9

LANT UNIT	LOCATION	MODEL	INVENTORY: STATUS	INVENTORY: NO. ON BOARD: POOL	INVENTORY: NO. ON BOARD: OPERATING	PLANNED OPERATING ASSIGNMENTS: 31 MAR 1961	30 JUN 1961	30 SEP 1961	31 DEC 1961
AIR EARLY WARNING SQDNS									
VAW 12	QUONSET PNT	AD 5	A4		1				
		AD 5	A5			2	2		
		WF 2	A1		11	25	27	29	29
		WF 2	B	8					
		WF 2	D5	1					
		AD 5W	A1		12	24	20	18	18
		AD 5W	HF	1					
				9*	24*	49	49	47	47
DET 34	ABD CHMPLAIN	AD 5W	A1		2				
				*	2*				
DET 37	ABD ROOSEVLT	WF 2	A1		3				
				*	3*				
DET 41	ABD INDEPEND	WF 2	A1		5				
				*	5*				
DET 42	ABD FORRESTL	WF 2	A1		5				
				*	5*				
DET 48	ABD WASP	AD 5W	A1		4				
				*	4*				
DET 52	ABD VALY FRG	AD 5W	A1		3				
				*	3*				
VAW 33	QUONSET PNT	AD 5Q	A1		8	12	12	12	12
		TF 1Q	A1		2	2	2	2	2
				*	10*	14	14	14	14
DET 42	ABD FORRESTL	AD 5Q	A1		3				
				*	3*				
FLEET AIR RECONNAISSANCE SQDNS									
VQ 2	ROTA	A3D 2Q	A1		9	9	9	9	9
		A3D 2Q	B	1					
		A3D 2Q	D5	1					
		WV 2Q	A1		3	3	3	3	3
		WV 2Q	D6	1					
				3*	12*	12	12	12	12
CARRIER ANTI SUBMARINE GROUPS									
CVSG 60									
VS 34	QUONSET PNT	S2F 2	A1		2				
		S2F 1	A1		3	10	10	10	10
		S2F 1S	A1		5				
		S2F 1S	D5	3					
				3*	10*	10	10	10	10
VS 39	QUONSET PNT	S2F 3	A1						4
		S2F 1	A1		4	10	10	10	6
		S2F 1	D5	1					
		S2F 1S	A1		5				
		S2F 1S	B	1					
		S2F 1S	D5	2					
				4*	9*	10	10	10	10
HS 9	QUONSET PNT	HSS 2	A1						12
		HSS 1	A1		15	16	16		
		HSS 1	Y	2					
		HSS 1N	A1					16	4
				2*	15*	16	16	16	16
CVSG 54									
VS 22	ABD CHMPLAIN	S2F 1	A1		4	10	10	10	10
		S2F 1	D5	1					
		S2F 1S	A1		6				
		S2F 1S	D5	1					
				2*	10*	10	10	10	10
VS 32	ABD CHMPLAIN	S2F 1	A1		4	10	10	10	10
		S2F 1S	A1		5				
		S2F 1S	B	1					
		S2F 1S	D5	2					
				3*	9*	10	10	10	10
HS 5	ABD CHMPLAIN	HSS 1	A1		1				
		HSS 1N	A1		13	16	16	16	16
				*	14*	16	16	16	16
CVSG 56									
VS 24	NORFOLK	S2F 1	A1		2	10	10	10	10
		S2F 1	B	1					
		S2F 1S	A1		6				
		S2F 1S	B	1					
		S2F 1S	D5	3					
				5*	8*	10	10	10	10

DECLASSIFIED

CONFIDENTIAL

TOTAL PROGRAM & NON-PROGRAM AIRCRAFT

TABLE 2

LOCATION OF AIRCRAFT INVENTORY AND PLANNED OPERATING ASSIGNMENTS

BY COMMAND AND UNIT

LANT UNIT	LOCATION	MODEL	INVENTORY STATUS	INVENTORY NO. ON BOARD POOL	INVENTORY NO. ON BOARD OPERATING	PLANNED OPERATING ASSIGNMENTS 31 MAR 1961	30 JUN 1961	30 SEP 1961	31 DEC 1961
VS 27	NORFOLK	S2F 1	A1		3	10	10	10	10
		S2F 1S	A1		7				
		S2F 1S	B	1					
		S2F 1S	D5	1					
		S2F 1S	G6	1					
				3*	10*	10	10	10	10
HS 3	NORFOLK	HSS 2	A1		5		5	16	16
		HSS 1	A1		14	16	11		
				*	14*	16	16	16	16
CVSG 52									
VS 28	ABD WASP	S2F 1	A1		5	10	10	10	10
		S2F 1	D5	1					
		S2F 1	G6	1					
		S2F 1S	A1		5				
		S2F 1S	D5	1					
				3*	10*	10	10	10	10
VS 31	ABD WASP	S2F 1	A1		4	10	10	10	10
		S2F 1	D5	1					
		S2F 1	Y	1					
		S2F 1S	A1		6				
		S2F 1S	Y	1					
				3*	10*	10	10	10	10
HS 11	ABD WASP	HSS 1	A1		6	7			
		HSS 1N	A1		9	9	16	16	16
				*	15*	16	16	16	16
CVSG 58									
VS 26	NORFOLK	S2F 3	A1		7	10	10	10	10
		S2F 1	A1		2				
		S2F 1S	D5	1					
				1*	9*	10	10	10	10
VS 36	NORFOLK	S2F 3	A1		10	10	10	10	10
		S2F 1S	D5	2					
				2*	10*	10	10	10	10
HS 7	NORFOLK	HSS 1	A1		9				
		HSS 1N	A1		7	16	16	16	16
		HSS 1N	B	5					
				5*	16*	16	16	16	16
RCVSG 50									
VS 30	KEY WEST	S2F 3	A1						3
		S2F 1	A1		2	11	11	11	8
		S2F 1	D5	1					
		S2F 1S	A2	*	9				
		S2F 1S1	A1		2				
				1*	13*	11	11	11	11
HS 1	KEY WEST	HSS 2	A1		5		5	5	4
		HSS 1	A1		6	6			
		HSS 1N	A1		3	3	4	4	5
				*	9*	9	9	9	9
PATROL SQDNS LAND PLANE									
VP 5	JACKSONVILLE	P2V 5FS	A1		11	11	11	11	11
				*	11*	11	11	11	11
VP 7	BRUNSWICK	P2V 5FS	A1		11	11	11	11	11
				*	11*	11	11	11	11
VP 8	NORFOLK	P2V 5FS	A1		10	11	11	11	11
		P2V 5FS	D5	1					
				1*	10*	11	11	11	11
VP 10	ROTA	P2V 5FS	A1		10	11	11	11	11
		P2V 5FS	A4		1				
				*	11*	11	11	11	11
VP 11	BRUNSWICK	P2V 7S	A1		10	11	11	11	11
		P2V 7S	D5	1					
				1*	10*	11	11	11	11
VP 16	SIGONELLA	P2V 5FS	A1		11	11	11	11	11
				*	11*	11	11	11	11
VP 18	JACKSONVILLE	P2V 7S	A1		12	11	11	11	11
		P2V 7S	D5	2					
				2*	12*	11	11	11	11
VP 21	BRUNSWICK	P2V 7S	A1		10	11	11	11	11
		P2V 7S	B	1					
		P2V 7S	D5	1					
		P2V 7S	G6	1					
VP 24	NORFOLK	P2V 7S	A1		11	11	11	11	11
		P2V 7S	D5	2					
				2*	11*	11	11	11	11
VP 26	BRUNSWICK	P2V 5FS	A1		10	11	11	11	11
		P2V 5FS	G6	1					
				1*	10*	11	11	11	11
VP 44	NORFOLK	P2V 5FS	A1		6	6	11	11	11
		P2V 5FS	Y	1					
		P5M 2S	A1			4			
		P5M 2S	G7	2					
		P5M 1	A1		2				
				3*	8*	10	11	11	11
VP 56	NORFOLK	P2V 7S	A1		4			11	11
		P5M 2S	A1		4	4	8		
		P5M 2S	G5	2					
		P5M 1	A1		3	2	2		
				2*	11*	6	10	11	11
PATROL SQDNS SEA PLANE									
VP 45	BERMUDA	P5M 2S	A1		10	11	11	11	11
		P5M 1S	A1		1				
				*	11*	11	11	11	11
VP 49	BERMUDA	P5M 2S	A1		6	11	11	11	11
		P5M 2S	G5	2					
		P5M 1	A1		3				
				2*	9*	11	11	11	11
REPLACEMENT PATROL SQUADRON									
VP 30	JACKSONVILLE	P2V 7S	A1		5	5	5	6	6
		P2V 5FS	A1		5	6	7	7	7
		P2V 5FS	A4		1				
				*	11*	11	12	13	13
DET A	NORFOLK	P5M 2S	A1		1			2	2
		P5M 2S	G5	1					
		P5M 1	A1		1	2	1		
		P5M 1S	A1		1	2	2		
		P5M 1S	G5	1					
				2*	3*	4	3	2	2
LIGHTER THAN AIR SQUADRONS									
ZP 3	LAKEHURST	ZPG 2	A1		2	4	4	4	4
		ZPG 2W	A1		1				
				*	3*	4	4	4	4
ZP 1	LAKEHURST	ZPG 2	G5	1					
		ZPG 3W	A1			3	3	3	3
		ZPG 3W	A2		1				
		ZPG 3W	X	1					
		ZPG 2W	A1			1	1	1	1
		ZPG 2W	D5	1					
				3*	1*	4	4	4	4
FLEET AIR EARLY WARNING SQDNS									
VW 2	PTXNT RIVER	WV 2	A1			6	6		
		WV 2	A2		5				
		WV 2	D6	1					
				1*	5*	6	6		
VW 4	ROOSEVLT RDS	WV 3	A1			6	6	6	6
		WV 3	A2		5				
		WV 3	D6	2					
				2*	5*	6	6	6	6
BARRIER SQDNS DISTANT WARNING									
VW 11	ARGENTIA	WV 2	A1			12	12	12	12
		WV 2	A2		12				
		WV 2	B	1					
		WV 2	D6	1					
		WV 2	G9	1					
		WV 2	HF	3					
				6*	12*	12	12	12	12
VW 13	PTXNT RIVER	WV 2	A1			6	6	6	6
		WV 2	A2		6				
		WV 2	B	2					
		WV 2	D6	1					
				3*	6*	6	6	6	6
VW 15	PTXNT RIVER	WV 2	A1			6	6	6	6
		WV 2	A2		6				
		WV 2	B	1					

[redacted]

DECLASSIFIED

TOTAL PROGRAM & NON-PROGRAM AIRCRAFT

TABLE 2

LOCATION OF AIRCRAFT INVENTORY AND PLANNED OPERATING ASSIGNMENTS

BY COMMAND AND UNIT

LANT UNIT	LOCATION	MODEL	STATUS	INVENTORY NO. ON BOARD POOL	INVENTORY NO. ON BOARD OPERATING	PLANNED OPERATING ASSIGNMENTS 31 MAR 1961	30 JUN 1961	30 SEP 1961	31 DEC 1961
HELICOPTER UTILITY SQDNS									
HU 2	LAKEHURST	HU2K 1	A1				4	11	14
		HUK 1	A2		2				
		HUS 1A	A1			1	1	1	1
		HUP 3	A1			20	16	14	14
		HUP 3	A2		8				
		HUP 2	A1			13	12	6	
		HUP 2	A2		6				
				*	16*	34	33	32	29
DET 1	NORFOLK	HUS 1A	A2		1				
		HUP 3	A2		2				
		HUP 2	A2		1				
				*	4*				
DET 22	ABD SPRNGFLD	HUP 3	A2		1				
				*	1*				
DET 26	ABD LTE ROCK	HUP 2	A2		1				
				*	1*				
DET 34	ABD CHMPLAIN	HUP 2	A2		1				
				*	1*				
DET 41	ABD INDEPEND	HUS 1A	B	1					
		HUP 3	A2		1				
		HUP 2	A2		1				
				1*	2*				
DET 42	ABD FORRESTL	HUP 3	A2		2				
				*	2*				
DET 44	ABD SHANGRLA	HUP 3	A2		2				
				*	2*				
DET 48	ABD WASP	HUP 3	A2		1				
				*	1*				
HU 4	LAKEHURST	HRS 3	A1			13	8	8	8
		HRS 3	A2		8				
		HRS 3	B	1					
		HUS 1A	A1			2	2	2	2
		HUL 1	A1			6	6	6	6
		HUL 1	A2		4				
		HUP 3	A1				3	3	3
		HTL 7	A1			6	6	6	6
				1*	12*	27	25	27	27
DET 69	ABD GLACIER	HRS 3	A2		1				
		HTL 7	A2		1				
				*	2*				
DET 71	ABD EDISTO	HRS 3	A2		1				
		HTL 7	A2		1				
				*	2*				
DET 73	ABD EASTWIND	HRS 3	A2		1				
		HTL 7	A2		1				
				*	2*				
DET 76	ABD TANNER	HRS 3	A2		1				
		HTL 7	A2		1				
				*	2*				
DET 92	ABD POCONO	HRS 3	A2		1				
				*	1*				
DET 93	ABD TACONIC	HUL 1	A2		1				
				*	1*				
DET 94	ABD MTMCKNLY	HUL 1	A2		1				
				*	1*				
DET 85	ABD ALTAIR	HUS 1A	A2		1				
				*	1*				
DET 86	ABD LST 1160	HRS 3	A2		1				
				*	1*				
DET 97	ABD OBSER IS	HRS 3	A2		1				
				*	1*				
FLEET TACTICAL SUPPORT SQDNS									
VR 1	PTXNT RIVER	R6D 1	A2		2	2	2	2	2
		R6D 1Z	A2		4	4	4	4	4
		R5D 2	A2			1	1	1	1
		R5D 2Z	A2		1				
		R4Y 1	A2		8	8	8	8	8
				*	15*	15	15	15	15
VR 24	PORT LYAUTEY	R5D 5	A2		6	6	6	6	6
		R4Q 2	A2		3	4	4	4	4
		TF 1	A2			8	8	6	6
				*	9*	18	18	16	16
DET	NAPLES	TF 1	A2		7				
		TF 1	D5	1					
		TF 1	H6	1					
				2*	7*				
VRC 40	NORFOLK	TF 1	A2		10	10	10	10	10
		TF 1	B	1					
		TF 1	D5	1					
				2*	10*	10	10	10	10
MARINE HEADQUARTERS SQDNS									
MARS MWSG 27	CHERRY POINT	A4D 2	B	6					
		AD 5	A1		1				
		AD 5	A2		1	2	2		
		R5D 2 3	A2			1	1	1	1
		R5D 5	A2		1	1	1	1	1
		R5D 3	A2		2				
		R4D 8	A2		3	2	2	2	2
		R4D 5 6	A2			1	1	1	1
		F9F 8T	A6		2	4	4	4	4
		F9F 8T	D5	2					
				8*	10*	11	11	9	9
H&MS 14	CHERRY POINT	R4D 5 6	A2			1	1	1	1
		R4D 6	A2		1				
		F9F 8T	A2		3	2	2	2	2
				*	4*	3	3	3	3
H&MS 24	CHERRY POINT	R4D 8	A2			1	1	1	1
		R4D 6	A2		1				
		F9F 8T	A2		1	3	3	3	3
		F9F 8T	B	2					
				2*	2*	4	4	4	4
H&MS 26	NEW RIV JAX	R4D 8	A2		1	1	1	1	1
				*	1*	1	1	1	1
H&MS 32	CHERRY POINT	F8U 1	G6	1					
		R4D 8	A2			1	1	1	1
		R4D 6	A2		1				
		F9F 8T	A2		3	3	3	3	3
				1*	4*	4	4	4	4
MARINE FIGHTER SQDNS									
VMF 122	BEAUFORT	F8U 1	A1		20	20	20	20	20
		F8U 1	D5	4					
				4*	20*	20	20	20	20
VMF 235	BEAUFORT	F8U 1	A1		11				
		F8U 1E	A1		12	20	20	20	20
				*	23*	20	20	20	20
VMF 251	BEAUFORT	F8U 1	A1		6	20	20	20	20
		F8U 1E	A1		9				
		F8U 1E	D5	3					
				3*	15*	20	20	20	20
VMF 333	BEAUFORT	F8U 2	A1		20	20	20	20	20
		F8U 2	B	1					
		F8U 2	D5	3					
				4*	20*	20	20	20	20
MARINE FIGHTER ALL WEATHER SQDNS									
VMFAW 114	ROOSEVLT RDS	F4D 1	A1		16	20	20	20	20
		F4D 1	D5	4					
				4*	16*	20	20	20	20
VMFAW 531	CHERRY POINT	F4D 1	A1		18	20	20		
		F4D 1	D5	2					
				2*	18*	20	20		
MARINE ATTACK SQDNS									
VMA 224	ABD INDEPEND	A4D 2	A1		11	20	20	20	20
				*	11*	20	20	20	20
SUB 1	CHERRY POINT	A4D 2	A1		4				
		A4D 2	B	7					
		A4D 2	D5	1					
				8*	4*				
VMA 225	ABD SHANGRLA	A4D 2N	A1		12	20	20	20	20
				*	12*	20	20	20	20
SUB 1	CHERRY POINT	A4D 2	B	6					
		A4D 2	D5	1					
				7*	*				
VMA 242	CHERRY POINT	A4D 2	A1			20	20	20	20
		A4D 2N	A1		20				
				*	20*	20	20	20	20
VMA 324	CHERRY POINT	A4D 2N	A1						20
				*	*				20
VMA 331	BEAUFORT	A4D 2	A1		22	20	20	20	20
		A4D 2	D5	5					
		A4D 2	G6	1					
				6*	22*	20	20	20	20
VMA 332	CHERRY POINT	A4D 2N	A1		20	20	20	20	
				*	20*	20	20	20	

[redacted]

DECLASSIFIED

[redacted]

TOTAL PROGRAM & NON-PROGRAM AIRCRAFT

TABLE 2 LOCATION OF AIRCRAFT INVENTORY AND PLANNED OPERATING ASSIGNMENTS

BY COMMAND AND UNIT

LANT UNIT	LOCATION	MODEL	STATUS	INVENTORY NO. ON BOARD POOL	INVENTORY NO. ON BOARD OPERATING	PLANNED OPERATING ASSIGNMENTS 31 MAR 1961	30 JUN 1961	30 SEP 1961	31 DEC 1961
VMA 533	ROOSEVLT RDS	A4D 2	A1		20	20	20	20	20
		A4D 2	B	3					
				3*	20*	20	20	20	20
MARINE COMPOSITE PHOTOGRAPHIC SQDNS									
VMCJ 2	CHERRY POINT	F8U 1P	A1		9	9	9	9	9
		F8U 1P	D5	2					
		F3D 2Q	A1		6	6	6	6	6
				2*	15*	15	15	15	15
MARINE TRANSPORT SQDNS									
VMR 252	CHERRY POINT	R4Q 2	A2		20	20	20	20	17
		GV 1	A2						3
				*	20*	20	20	20	20
VMR 353	CHERRY POINT	R4Q 2	A2		8	9	9	9	9
				*	8*	9	9	9	9
MARINE HELICOPTER TRANSPORT SQDNS									
HMRL 162	ABD BOXER	HUS 1	A1					24	24
				*	*			24	24
HMRL 264	ABD BOXER	HUS 1	A1		20	20	20	20	20
				*	20*	20	20	20	20
SUB 1	ABD LSD 34	HUS 1	A1		6				
				*	6*				
HMRL 261	NEW RIV JAX	HUS 1	A1		14	20	24		
				*	14*	20	24		
HMRL 262	NEW RIV JAX	HUS 1	A1		11	20	20	20	20
		HUS 1	B	1					
		HUS 1	G6	1					
				2*	11*	20	20	20	20
SUB 1	ABD LSD 15	HUS 1	A1		7				
				*	7*				
HMRL 263	NEW RIV JAX	HRS 3	A1		8	11			
		HUS 1	A1		12	8	20	20	20
				*	20*	19	20	20	20
HMRM 461	ABD CHMPLAIN	HR2S 1	A1		14	14	14	14	14
				*	14*	14	14	14	14
MARINE OBSERVATION SQDNS									
VMO 1	NEW RIV JAX	OE 2	A1		4	5	5	5	5
		OE 2	HF	1					
		OE 1	A1		7	5	5	5	4
		HOK 1	A1		12	9	9	9	9
				1*	23*	19	19	19	18
OPERATIONAL TEST AND EVALUATION FORCE									
VX 1	KEY WEST	S2F 3	A9		2	2	2	2	2
		S2F 2	A9			1	1	1	1
		S2F 2	G5	1					
		S2F 1	A9		1	1	1	1	1
		S2F 1S	A1		1				
		S2F 1S	A9		1				
		P2V 7S	A9		3	3	3	3	3
		P2V 7S	D5	1					
		P5M 2S	A9		1	1	1	1	1
		SNB 5	A6			1	1	1	1
		SNB 5	A9		1				
		HSS 2	A9				2	2	2
		HSS 1	A9		3	3			
		HSS 1N	A9				1	1	1
				2*	13*	12	12	12	12
VX 6	QUONSET PNT	P2V 7	A8		3	3	3	3	3
		R7V 1	A8		1	1	1	1	1
		R5D 2 3	A8			1	1		
		R5D 3	A8		1				
		C 130BL	A8		4	4	4	4	4
		R4D 8	A8		2	3	3	3	3
		R4D 8	ER	1					
		R4D 5	B	1					
		UC 1	A8		2	5	5	5	5
		UC 1	B	3					
		UC 1	ER	1					
		HUS 1A	A8		2	4	4	4	4
		HUS 1A	C9	2					
				8*	15*	21	21	20	20
FLEET UTILITY AND DRONE CONTROL SQDNS									
VU 2	OCEANA	F8U 1	A8					8	10
		FJ 3	A8		4	6	6		
		FJ 3	B	2					
		FJ 3M	A8		6	4	4	2	
				2*	10*	10	10	10	10
VU 2 DET A	QUONSET PNT	JD 1	A8		3	3	3	3	3
				*	3*	3	3	3	3
VU 4	OCEANA	FJ 3	A8		1				
		FJ 3M	A8		9	10	10	10	10
		FJ 3M	D5	2					
		JD 1	A8		3	3	3	3	3
				2*	13*	13	13	13	13
VU 8	ROOSEVLT RDS	FJ 3D2	A1		5	7	7	7	7
		FJ 3D2	B	2					
		FJ 3D2	D5	2					
		P2V 5FD	A2			2	2	2	2
		P2V 5FD	A8		2				
		T 28BD	A2		2	2	2	2	2
		HUS 1A	A2			1	1	1	1
		HUS 1A	A8		1				
		F9F 6K2	A8		4				
		F9F 6K	A8		6				
				4*	20*	12	12	12	12
VU 10	GTMO BAY	FJ 3	A8		1				
		FJ 3M	A8		6	7	7	7	7
		FJ 3M	B	1					
		FJ 3M	D5	2					
		JD 1	A8		3	5	5	5	5
				3*	10*	12	12	12	12
DET	JACKSONVILLE	JD 1	A8		2				
				*	2*				
FLEET BASES OVERSEAS									
NAVSTA	ARGENTIA	R5D 5	A2		1	2	2	2	2
		UF 1 1T	A2			1	1	1	1
		UF 1	A2		1				
		SNB 5	A2		1				
		SNB 5	A6			1	1	1	1
		HUS 1A	A2		1	1	2	2	2
				*	4*	5	6	6	6
NAVSTA	BERMUDA	UF 2	A2		1	1	1	1	1
				*	1*	1	1	1	1
NAF W MALLING	KENT	R4D 8	A2		2	2	2	2	2
		R4D 5 6	A2			1	1	1	1
		R4D 5	A2		1				
		R4Y 1	A2		1	1	1	1	1
		SNB 5	A6		3	3	3	3	3
				*	7*	7	7	7	7
NAF	NAPLES	F8U 1	I9	1					
		A4D 2	G6	1					
		AD 6	G6	1					
		AD 5	A1		2				
		AD 5	A2		2	4	4	4	4
		R5D 2	A2			1	1	1	1
		R5D 3Z	A2		1				
		R4D 8	A2		2	2	2	2	2
		R4D 8	A8		1				
		R4Y 1	A2		1	1	1	1	1
		SNB 5	A8		7	7	7	5	8
		HUP 3	A2			1	1	1	1
		HUP 2	A8		1				
				3*	17*	16	16	14	14
NAF	SIGONELLA	R4D 8	A2		1	1	1	1	1
		UF 2	A2		1	1	1	1	1
		SNB 5	A2		1				
		SNB 5	A6			1	1	1	1
				*	3*	3	3	3	3
NAF	LAJES	UF 2	A2		1	1	1	1	1
				*	1*	1	1	1	1
NAF	KEFLAVIK	R7V 1	A2				1	1	1
		R5D 5	A2			1	1	1	1
				*	1*	1	2	2	2
HDQTRS CMEF	DHAHRAN AFB	R5D Z	A2			1	1	1	1
		R4D 8	A8		1				
				*	1*	1	1	1	1
NAS	PORT LYAUTEY	R4D 5 6	A2			1	1	1	1
		R4D 6	A8		1				
		UF 2	A2		1	1	1	1	1
		SNB 5	A6		2	2	2	2	2
		HUP 3	A2			1	1	1	1
		HUP 3	A8		1				
				*	5*	5	5	5	5

[redacted]

[redacted]

DECLASSIFIED

TOTAL PROGRAM & NON-PROGRAM AIRCRAFT

TABLE 2

LOCATION OF AIRCRAFT INVENTORY AND PLANNED OPERATING ASSIGNMENTS

BY COMMAND AND UNIT

LANT UNIT	LOCATION	MODEL	STATUS	INVENTORY NO. ON BOARD POOL	INVENTORY NO. ON BOARD OPERATING	PLANNED OPERATING ASSIGNMENTS 31 MAR 1961	30 JUN 1961	30 SEP 1961	31 DEC. 1961
NAVSTA	ROTA	F8U 2	H5	3					
		F3H 2	H5	2					
		F4D 1	G5	1					
		F4D 1	H5	3					
		F8U 1P	H5	1					
		A4D 2	H5	3					
		A4D 2N	H5	4					
		AD 6	B	1					
		AD 6	H5	1					
		AD 5Q	H5	1					
		R4D 8	A2		1	1	1	1	1
		R4D 5 6	A2			1	1	1	1
		R4D 6	A2		1				
		SNB 5	A6		3	3	3	3	3
		HUP 3	A2		1		1	1	1
		HUP 2	A2			1			
				20*	6*	6	6	6	6
FIRST NAVAL DISTRICT									
NAS	QUONSET PNT	HO4S 3	B	1					
				1*	*				
TENTH NAVAL DISTRICT									
NAVSTA	TRINIDAD	UF 2	A2			1	1	1	1
		UF 2	A8		1				
				*	1*	1	1	1	1
NAS GTMO BAY	GTMO BAY	F8U 1	B	1					
		R4D 5 6	A2			1	1	1	1
		R4D 6	A8		1				
		UF 2	A2		2	2	2	2	2
		SNB 5	A6		1	1	1	1	1
		T 34B	A8		1	1	1	1	1
		HRS 3	A2		2	2	2	2	2
				1*	7*	7	7	7	7
NAVSTA	ROOSEVLT RDS	A4D 2	Y	1					
		R4D 8	A2		2	2	2	2	2
		UF 1 1T	A2			2	2	2	2
		UF 1	A8		2				
		SNB 5	A6		1	1	1	1	1
		HRS 3	A2		1	1	1	1	1
				1*	6*	6	6	6	6
FIFTEENTH NAVAL DISTRICT									
COM FIFTEEN	PANAMA	R4Y 1	A2		1				
		R4Y 1	A8			1	1	1	1
				*	1*	1	1	1	1
CV AND AV UTILITY AIRCRAFT									
CVS 9 ESSEX	QUONSET PNT	TF 1	A2		1	1	1	1	1
				*	1*	1	1	1	1
CVA 11 INTREPD	NORFOLK	TF 1	A2		1	1	1	1	1
				*	1*	1	1	1	1
CVS15 RANDOLPH	NORFOLK	TF 1	A2		1	1	1	1	1
				*	1*	1	1	1	1
LPH 4 BOXER	NORFOLK	HTL 4	A2		1	1	1		
				*	1*	1	1		
CVS 36 ANTETAM	PENSACOLA	TF 1	A2			1	1	1	1
		TF 1	A6		1				
				*	1*	1	1	1	1
CVS 39 CHMPLAN	QUONSET PNT	TF 1	A2		1	1	1	1	1
				*	1*	1	1	1	1
CVA 38 SHANGRL	MAYPORT	TF 1	A2		1	1	1	1	1
				*	1*	1	1	1	1
CVA 42 FDR	MAYPORT	TF 1	A2			1	1	1	1
		TF 1	A8		1				
				*	1*	1	1	1	1
CVA 59 FORSTAL	NORFOLK	TF 1	A2		1	1	1	1	1
				*	1*	1	1	1	1
CVA 60 SARATOG	MAYPORT	TF 1	A2		1	1	1	1	1
				*	1*	1	1	1	1
CVS 45 VALYFRG	NORFOLK	TF 1	A2		1	1			
				*	1*	1			
CVS 18 WASP	BOSTON	TF 1	A2		2	1	1	1	1
				*	2*	1	1	1	1
CVA 62 INDPEND	NORFOLK	A4D 2	A1		1				
		TF 1	A2		1	1	1	1	1
				*	2*	1	1	1	1
CVA 63 KITTYHW	CAMDEN	TF 1	A2		1	1	1	1	
				*	1*	1	1	1	
CVA 64 CONSTEL	NEW YORK	TF 1	A2			1	1	1	1
		TF 1	A8		1				
				*	1*	1	1	1	1
CVA 65 ENTERPR	NORFOLK	TF 1	A2				1	1	1
				*	*		1	1	1
MARINE AIR FMF & FORCE AVIATION HDQTR SQDNS									
HS FMFLNT	NORFOLK	R5D 5R	A2		1	1	1	1	1
		R4Y 1	A2		1	1	1	1	1
		F9F 8T	A6		3	2	2	2	2
		SNB 5	A6		2	2	2	2	2
				*	7*	6	6	6	6
MARINE FLEET TRAINING SQDNS									
VMT 1	CHERRY POINT	F9F 8T	A2		19				
		F9F 8T	A4			20	20	20	20
		F9F 8T	D5	2					
				2*	19*	20	20	20	20
MARINE CORPS AIR STATIONS									
MCAS	CHERRY POINT	F3H 2	D5	2					
				2*	*				
NAVAL ATTACHES AND MISSIONS LANT									
ATT ATHENS	GREECE	UF 2	A2			1	1	1	1
		UF 2	A8		1				
				*	1*	1	1	1	1
ATT CAIRO	EGYPT	R4D 5 6	A8			1	1	1	1
		R4D 6	A8		1				
				*	1*	1	1	1	1
ATT MEXICO CTY	MEXICO	R4D 5 6	A8			1	1	1	1
		R4D 5	A8		1				
				*	1*	1	1	1	1
ATT NEW DELHI	INDIA	R4D 5 6	A8			1	1	1	1
		R4D 6	A8		1				
				*	1*	1	1	1	1
ATT OSLO	NORWAY	UF 2	A2			1	1	1	1
		UF 2	A8		1				
				*	1*	1	1	1	1
ATT PRETORIA	SO AFRICA	R4D 5 6	A8			1	1	1	1
		R4D 6	A8		1				
				*	1*	1	1	1	1
ATT TEHRAN	IRAN	R4D 5 6	A8			1	1	1	1
		R4D 6	A8		1				
				*	1*	1	1	1	1
MISSION ANKARA	TURKEY	R4D 5 6	A8			1	1	1	1
		R4D 5	A2		1				
				*	1*	1	1	1	1
MISSION BOGOTA	COLOMBIA	R4D 5 6	A8			1	1	1	1
		R4D 5	A8		1				
				*	1*	1	1	1	1
MISSION PTAUPR	HAITI	HRS 3	A8		1	1	1	1	1
				*	1*	1	1	1	1
MISSION LIMA	PERU	R4D 5 6	A8			1	1	1	1
		R4D 5	A2		1				
				*	1*	1	1	1	1
MISSION QUITO	ECUADOR	R4D 5 6	A8			1	1	1	1
		R4D 6	A8		1				
				*	1*	1	1	1	1
MISSION RIO DJ	BRAZIL	R4D 6R	A8		1	1	1	1	1
				*	1*	1	1	1	1
MISSION VLPRSO	CHILE	R4D 5 6	A8			1	1	1	1
		R4D 6	A8		1				
				*	1*	1	1	1	1
MISSION CARACA	VENZUELA	SNB 5	A6		1				
		SNB 5	A8			1	1	1	1
				*	1*	1	1	1	1
NAV ADV GROUP	BUENOS AIRES	R4D 5 6	A8			1	1	1	1
		R4D 5	A8		1				
				*	1*	1	1	1	1
PROGRAM OPERATING				290	1918	1955	1984	1946	1940
OPERATIONAL POOL					290				
TOTAL PROGRAM					2208				
NON PROGRAM (INCLUDING DRONES)					10				
TOTAL INVENTORY					2218				

[redacted]

TOTAL PROGRAM & NON-PROGRAM AIRCRAFT

TABLE 2

LOCATION OF AIRCRAFT INVENTORY AND PLANNED OPERATING ASSIGNMENTS

BY COMMAND AND UNIT

PAC UNIT	LOCATION	MODEL	INVENTORY: STATUS	INVENTORY: NO. ON BOARD: POOL	INVENTORY: NO. ON BOARD: OPERATING	PLANNED OPERATING ASSIGNMENTS: 31 MAR 1961	30 JUN 1961	30 SEP 1961	31 DEC 1961
CARRIER AIR GROUPS									
CVG 2									
VA 23	ABD MIDWAY	A4D 2	A1		11	12	12	12	12
				*	11*	12	12	12	12
VF 24	ABD MIDWAY	F8U 2	A1		13	14	14	14	14
				*	13*	14	14	14	14
VA 22	ABD MIDWAY	A4D 2	A1		12	12	12	12	12
				*	12*	12	12	12	12
VF 21	ABD MIDWAY	F3H 2	A1		11	14	14	14	14
		F3H 2	B	1					
		F3H 2	HF	1					
				2*	11*	14	14	14	14
VA 25	ABD MIDWAY	AD 7	A1		12	12	12	12	12
				*	12*	12	12	12	12
VAH 8	ABD MIDWAY	A3D 2	A1		9	9	9	9	9
				*	9*	9	9	9	9
CVG 5									
VF 51	MIRAMAR	F8U 1	A1	[illegible]	11	14	14	14	14
		F8U 1	G5	2					
		F8U 1	G6	1					
				3*	11*	14	14	14	14
VA 52	MIRAMAR	AD 6	A1		11	12	12	12	12
		AD 6	G5	1					
				1*	11*	12	12	12	12
VF 53	MIRAMAR	F3H 2	A1		11	14	14	14	14
		F3H 2	D5	4					
		F3H 2	EE	1					
		F3H 2	G5	2					
				7*	11*	14	14	14	14
VA 55	MIRAMAR	A4D 2	A1		13	12	12	12	12
				*	13*	12	12	12	12
VA 56	MIRAMAR	A4D 2	A1		11	12	12	12	12
		A4D 2	B	1					
		A4D 2	D5	3					
				4*	11*	12	12	12	12
VAH 4	WHDBY ISLAND	A3D 2	A1		13	13	13	13	13
		A3D 2	D5	2					
				2*	13*	13	13	13	13
CVG 9									
VF 91	ALAMEDA	F8U 2	A1		17	14	14	14	14
				*	17*	14	14	14	14
VF 92	ALAMEDA	F3H 2	A1		10	14	14	14	14
		F3H 2	D5	2					
		F3H 2	EV	1					
		F3H 2	G5	4					
				7*	10*	14	14	14	14
VA 93	ALAMEDA	A4D 2N	A1		12	12	12	12	12
		A4D 2N	B.	1					
				1*	12*	12	12	12	12
VA 94	ALAMEDA	A4D 2	B	1					
		A4D 2N	A1		12	12	12	12	12
				1*	12*	12	12	12	12
VA 95	ALAMEDA	AD 7	A1		14	12	12	12	12
		AD 7	F1	1					
		AD 5	B	1					
				2*	14*	12	12	12	12
VAH 6	WHDBY ISLAND	A3D 2	A1		12	12	12	12	12
		A3D 2	B	2					
				2*	12*	12	12	12	12
VAH 10	WHDBY ISLAND	A3D 2	A1				3	3	8
				*	*		3	3	8
CVG 11									
VF 111	ABD HANCOCK	F11F 1	A1		11				
		F11F 1	B	1					
		F11F 1	G6	1					
		F8U 2N	A1			14	14	14	14
				2*	11*	14	14	14	14
VA 112	ABD HANCOCK	A4D 2	A1		11				
		A4D 2N	A1			12	12	12	12
				*	11*	12	12	12	12
VA 113	ABD HANCOCK	A4D 2	A1		11				
		A4D 2N	A1			12	12	12	12
				*	11*	12	12	12	12
VF 114	ABD HANCOCK	F3H 2	A1		13	14	14	14	14
				*	13*	14	14	14	14
VA 115	ABD HANCOCK	AD 7	A1		11				
		AD 6	A1			12	12	12	12
				*	11*	12	12	12	12
VAH 4 C	WHDBY ISLAND	A3D 2	A1		2				
		A3D 2	FE	1					
				1*	2*				
RCVG 12									
VF 121	MIRAMAR	F3H 2	A			30	30	22	22
		F3H 2	A4		20				
		F3H 2	D5	10					
		F4H 1	A4		4	8	8	19	21
		F9F 8T	A4		1				
		F9F 8T	A6			1	1	1	1
		F3D 2T2	A1			8	8	8	8
		F3D 2T2	A4		10				
				10*	35*	47	47	50	62
VA 122	SAN DIEGO	AD 7	A1			10	10	10	10
		AD 7	A4		3				
		AD 6	A1			12	12	12	12
		AD 6	A4		18				
		AD 6	HF	1					
		AD 5	A4		2	2	2	2	2
		T 28B	A4		7	8	8	8	8
		T 28B	G5	1					
				2*	30*	32	32	32	32
VF 124	MOFFETT FLD	F8U 2	A4		8	10	10	10	10
		F8U 2	D5	1					
		F8U 1	A4		15	15	15	15	15
		F8U 1	G6	1					
		F8U 1E	A4		4				
		F8U 1E	B	1					
		F8U 1E	D5	3					
		F8U 2N	A4		12	12	12	12	12
		F9F 8T	A4		27	26	26	26	26
		F9F 8T	D5	2					
				8*	66*	63	63	63	63
VA 125	MOFFETT FLD	A4D 2	A4			2	2	2	2
		A4D 2	B	3					
		A4D 2	D5	1					
		A4D 2N	A4		18	17	17	17	17
		A4D 1	A4		12	10			
		A4D 1	D5	1					
		A4D 1	EE	1					
		A4D 1	G6	1					
		AD 5	A4		2	2	2	2	2
				7*	32*	31	21	21	21
VA 126	MIRAMAR	A4D 2	A4			2	2	2	10
		A4D 2	B	1					
		A4D 1	A4		18	15			
		A4D 1	B	7					
		A4D 1	D5	1					
		FJ 4B	A4		10	8	8	8	
		FJ 4B	B	4					
		FJ 4B	D5	1					
		F9F 8T	A4		21	23	23	23	23
		F9F 8T	D5	2					
				16*	49*	48	33	33	33
VAH 123	WHDBY ISLAND	A3D 2T	A4		4				
		A3D 2T	A5			4	4	3	3
		A3D 2T	B	2					
		A3D 2	A1					2	4
		A3D 1	A4		10				
		A3D 1	A5			10	10	10	10
		A3D 1	D5	2					
		A3D 1	G6	1					
		R4D 5 6	A4			1	1	1	1
		F9F 8T	A4		4	4	4	4	4
		F9F 8T	B	1					
				6*	18*	19	19	20	22
CVG 14									
VF 141	MIRAMAR	F3H 2	A1		8	14	14	14	14
		F3H 2	D5	3					
				3*	8*	14	14	14	14
VF 142	MIRAMAR	F8U 2	A1		14	14	14	14	14
		F8U 2	D5	4					
				4*	14*	14	14	14	14
VA 144	MIRAMAR	FJ 4B	A1		9	12	12	12	12
		FJ 4B	D5	4					
				4*	9*	12	12	12	12
VA 145	MIRAMAR	AD 6	A1		11	12	12	12	12
		AD 6	A2		1				
				*	12*	12	12	12	12
VA 146	MIRAMAR	FJ 4B	A1		8	12	12	12	12
		FJ 4B	D5	4					
		FJ 4B	EV	1					
				5*	8*	12	12	12	12

[redacted]

DECLASSIFIED

TOTAL PROGRAM & NON-PROGRAM AIRCRAFT

TABLE 2

LOCATION OF AIRCRAFT INVENTORY AND PLANNED OPERATING ASSIGNMENTS

BY COMMAND AND UNIT

PAC UNIT	LOCATION	MODEL	STATUS	INVENTORY NO. ON BOARD POOL	INVENTORY NO. ON BOARD OPERATING	PLANNED OPERATING ASSIGNMENTS 31 MAR 1961	30 JUN 1961	30 SEP 1961	31 DEC 1961
VAH 13	WHDBY ISLAND	A3D 2	A1					12	12
				*	*			12	12
CVG 15									
VF 151	ABD CORALSEA	F3H 2	A1		12	14	14	14	14
				*	12*	14	14	14	14
VA 152	ABD CORALSEA	AD 6	A1		12	12	12	12	12
				*	12*	12	12	12	12
VA 153	ABD CORALSEA	A4D 2	A1		11	12			
		A4D 2	I9	1					
		A4D 2N	A1				12	12	12
				1*	11*	12	12	12	12
VF 154	ABD CORALSEA	F8U 1	B	1					
		F8U 1E	A1		12	14	14		
		F8U 2N	A1					14	14
				1*	12*	14	14	14	14
VA 155	ABD CORALSEA	A4D 2	A1		12	12	12	12	12
				*	12*	12	12	12	12
VAH 2	ABD CORALSEA	A3D 2	A1		10	11	9	9	9
		A3D 2	G5	1					
				1*	10*	11	9	9	9
CVG 19									
VF 191	MOFFETT FLD	F8U 1	A1		13	14	14	14	
		F8U 1	G6	1					
		F8U 2N	A1						14
				1*	13*	14	14	14	14
VA 192	MOFFETT FLD	A4D 2N	A1		12	12	12	12	12
		A4D 2N	B	1					
				1*	12*	12	12	12	12
VF 193	MOFFETT FLD	F3H 2	A1		10	14	14	14	14
		F3H 2	D5	2					
		F3H 2	G5	4					
				6*	10*	14	14	14	14
VA 195	MOFFETT FLD	A4D 2N	A1		11	12	12	12	12
		A4D 2N	B	1					
		A4D 2N	G5	1					
				2*	11*	12	12	12	12
VA 196	MOFFETT FLD	AD 6	A1		12	12	12	12	12
				*	12*	12	12	12	12
CVG 21									
VF 211	ABD LEXINGTN	F8U 1	A1		12	14	14	14	14
				*	12*	14	14	14	14
VA 212	ABD LEXINGTN	A4D 2	A1				12	12	12
		FJ 4B	A1		9	12			
		FJ 4B	EV	1					
				1*	9*	12	12	12	12
VF 213	ABD LEXINGTN	F3H 2	A1		10	14	14	14	14
		F3H 2	G6	2					
				2*	10*	14	14	14	14
VA 215	ABD LEXINGTN	AD 6	A1		12	12	12	12	12
				*	12*	12	12	12	12
VA 216	ABD LEXINGTN	FJ 4B	A1		11	12	12	12	12
				*	11*	12	12	12	12
VAH 4 L	ABD LEXINGTN	A3D 2	A1		3				
				*	3*				
COMPOSITE PHOTOGRAPHIC SQDNS									
VCP 61	AGANA	F8U 1P	A1		8	12	12	12	12
		F8U 1P	B5	2					
		A3D 2P	A1		6	6	6	5	5
		A3D 2P	D5	1					
		F9F 8T	A1			2	2	2	2
		F9F 8T	A4		2				
				3*	16*	20	20	19	19
DET D	ABD CORALSEA	F8U 1P	A1		3				
				*	3*				
VCP 63	MIRAMAR	F8U 1P	A1		14	20	20	20	20
		F8U 1P	B	2					
		F8U 1P	D5	2					
		A3D 2P	A1		3	3	3	3	3
		A3D 2P	D5	1					
		A3D 2P	HF	1					
		F9F 8T	B	1					
		F9F 8T	D5	1					
				8*	17*	23	23	23	23
DET A	ABD MIDWAY	F8U 1P	A1		3				
				*	3*				
VCP 63 DET L	ABD LEXINGTN	F8U 1P	A1		2				
		F8U 1P	G6	1					
				1*	2*				
AIR EARLY WARNING SQDNS									
VAW 11	SAN DIEGO	AD 5Q	A1		8	8	8	8	8
		TF 1Q	A1		2	2	2	2	2
		WF 2	A1		18	14	17	19	20
		WF 2	B	2					
		AD 5W	A1		10	22	19	17	16
		AD 5W	F1	1					
				3*	38*	46	46	46	46
DET A	ABD MIDWAY	WF 2	A1		3				
				*	3*				
DET Q	ABD BENINGTN	AD 5W	A1		4				
				*	4*				
DET R	ABD KEARSGE	AD 5W	A1		6				
				*	6*				
VAW 13	AGANA	AD 5Q	A1		7	8	8	8	8
		AD 5Q	ER	2					
		WF 2	A1		2	12	12	12	12
		WF 2	B	1					
		AD 5W	ER	4					
				7*	9*	20	20	20	20
DET C	ABD HANCOCK	WF 2	A1		3				
				*	3*				
DET D	ABD CORALSEA	WF 2	A1		3				
				*	3*				
INTERCEPTOR SQDN									
VFAW 3	SAN DIEGO	F4D 1	A1		22	25	25	25	25
		F4D 1	B	5					
		F4D 1	D5	2					
		F4D 1	G6	1					
		F9F 8T	B	2					
				10*	22*	25	25	25	25
FLEET AIR RECONNAISSANCE SQDNS									
VQ 1	ATSUGI	A3D 2Q	A1		8	8	8	8	8
		A3D 2Q	D5	1					
		WV 2Q	A1		4	3	3	3	3
		F9F 8T	A4		1				
		F9F 8T	A6			1	1	1	1
				1*	13*	12	12	12	12
CARRIER ANTI SUBMARINE GROUPS									
CVSG 53									
VS 21	SAN DIEGO	S2F 3	A1						3
		S2F 1	A1		4	10	10	10	7
		S2F 1S	A1		7				
				*	11*	10	10	10	10
VS 29	SAN DIEGO	S2F 3	A1						2
		S2F 1	A1		2	10	10	10	8
		S2F 1	B	1					
		S2F 1S	A1		8				
				1*	10*	10	10	10	10
HS 6	REAM FIELD	HSS 2	A1					1	7
		HSS 1	A1		11	10	10		
		HSS 1N	A1		6	6	6	15	9
				*	17*	16	16	16	16
CVSG 59									
VS 33	ABD BENINGTN	S2F 1	A1		1	10	10	10	10
		S2F 1	B	1					
		S2F 1S	A1		9				
				1*	10*	10	10	10	10
VS 38	ABD BENINGTN	S2F 1	A1		2	10	10	10	10
		S2F 1S	A1		8				
		S2F 1S	B	1					
				1*	10*	10	10	10	10
HS 8	ABD BENINGTN	HSS 1	A1		14	15	10		
		HSS 1N	A1				6	16	16
				*	14*	15	16	16	16

[redacted]

DECLASSIFIED

[redacted]

TOTAL PROGRAM & NON-PROGRAM AIRCRAFT

TABLE 2

LOCATION OF AIRCRAFT INVENTORY AND PLANNED OPERATING ASSIGNMENTS

BY COMMAND AND UNIT

PAC UNIT	LOCATION	MODEL	INVENTORY: STATUS	INVENTORY: NO. ON BOARD: POOL	INVENTORY: NO. ON BOARD: OPERATING	PLANNED OPERATING ASSIGNMENTS: 31 MAR 1961	PLANNED OPERATING ASSIGNMENTS: 30 JUN 1961	PLANNED OPERATING ASSIGNMENTS: 30 SEP 1961	PLANNED OPERATING ASSIGNMENTS: 31 DEC 1961
CVSG 55									
VS 23	LOS ALAMITOS	S2F 1	A1		7	10	10	10	10
		S2F 1S	A1		3				
		S2F 1S	D5	2					
				2*	10*	10	10	10	10
VS 25	LOS ALAMITOS	S2F 1	A1		7	10	10	10	10
		S2F 1S	A1		4				
		S2F 1S	D5	1	3				
				1*	11*	10	10	10	10
HS 4	REAM FIELD	HSS 1N	A1		15	16	16	16	16
		HSS 1NX	G4	4					
				4*	15*	16	16	16	16
CVSG 57									
VS 35	LOS ALAMITOS	S2F 3	A1			5	9	10	
		S2F 1	A1		4	10	5	1	
		S2F 1	D5	2					
		S2F 1S	A1		3				
		S2F 1S	D5	2					
		S2F 1S1	A1		1				
				4*	8*	10	10	10	10
VS 37	LOS ALAMITOS	S2F 3	A1			5	9	10	
		S2F 1	A1		4	10	5	1	
		S2F 1	D5	3					
		S2F 1S	A1		2				
		S2F 1S	D5	3					
				6*	6*	10	10	10	10
HS 2	REAM FIELD	HSS 2	A1				14	16	
		HSS 1	A1		10	6	6		
		HSS 1	MF	1					
		HSS 1N	A1			10	10	2	
		HSS 1NX	A1		1				
		HSS 1NX	G4	1					
				2*	11*	16	16	16	16
RCVSG 51									
VS 41	SAN DIEGO	S2F 3	A1		2	2	2	2	2
		S2F 2	A1		1				
		S2F 1	A1		7	7	7	7	7
		S2F 1S	A1		1				
		S2F 1S1	A1		1				
				*	12*	9	9	9	9
HS 10	REAM FIELD	HSS 2	A1				2	2	
		HSS 1	A1		4	2	2		
		HSS 1N	A1			5	5	5	5
		HSS 1NX	A1		3				
		HSS 1NX	G4	1					
				1*	7*	7	7	7	7
PATROL SQDNS LAND PLANE									
VP 1	KODIAK	P2V 7S	A1		11	11	11	11	11
		P2V 7S	B	1					
				1*	11*	11	11	11	11
VP 2	WHDBY ISLAND	P2V 7S	A1		11	11	11	11	11
		P2V 7S	D5	4					
				4*	11*	11	11	11	11
VP 4	NAMA	P2V 5FS	A1		12	11	11	11	11
		P2V 5FS	B	1					
				1*	12*	11	11	11	11
VP 6	BARBERS PNT	P2V 5FS	A1		11	11	11	11	11
		P2V 5FS	B	1					
				1*	11*	11	11	11	11
VP 9	ALAMEDA	P2V 7S	A1		11	11	11	11	11
		P2V 7S	G5	1					
				1*	11*	11	11	11	11
VP 17	WHDBY ISLAND	P2V 7S	A1		11	11	11	11	11
		P2V 7S	B	1					
				1*	11*	11	11	11	11
VP 19	ALAMEDA	P2V 7S	A1		10	11	11	11	11
		P2V 7S	B	2					
		P2V 7S	D5	1					
				3*	10*	11	11	11	11
VP 22	IWAKUNI	P2V 5FS	A1		11	11	11	11	11
		P2V 5FS	B	1					
				1*	11*	11	11	11	11
VP 28	BARBERS PNT	P2V 5FS	A1		11	11	11	11	11
		P2V 5FS	B	1					
				1*	11*	11	11	11	11
VP 46	SAN DIEGO	P2V 5FS	A1		1	11	11	11	11
		P5M 1	A1		5	2			
		P5M 1S	A1		5	5			
				*	11*	18	11	11	11
PATROL SQDNS SEA PLANE									
VP 46	SANGLEY PNT	P5M 2S	A1		7	11	11	11	11
		P5M 1	A1		2				
		P5M 1	F1	2					
		P5M 1	G5	2					
				4*	9*	11	11	11	11
VP 42	SAN DIEGO	P5M 2S	A1		7	7	6	6	6
		P5M 1	A1		2				
		P5M 1S	A1			1	5	5	5
				*	9*	8	11	11	11
VP 47	WHDBY ISLAND	P5M 2	F1	4					
		P5M 2S	A1		7	9	11	11	11
				4*	7*	9	11	11	11
VP 48	SAN DIEGO	P5M 2S	A1		8	7	6	5	5
		P5M 1S	A1			2	5	6	6
				*	8*	9	11	11	11
VP 50	IWAKUNI	P5M 2S	A1		10	11	11	11	11
		P5M 2S	G5	1					
				1*	10*	11	11	11	11
REPLACEMENT PATROL SQUADRON-									
VP 31	SAN DIEGO	P2V 7S	A1		5	5	5	5	5
		P2V 5FS	A1		5	5	5	5	5
		P5M 2S	A1		2				
		P5M 2S	A4			5	5	5	5
		P5M 1	A1		2				
		R5D 5Z	A2			1	1	1	1
		R5D 5Z	A8		1				
				*	15*	16	16	16	16
FLEET AIR EARLY WARNING SQDNS.									
VW 1	AGANA	WV 2	A2		7	9	9	6	6
		WV 2	D6	2					
		R7V 1	A5		1				
				2*	8*	9	9	6	6
BARRIER SQUADRONS DISTANT WARNING									
AEWBARRONPAC	BARBERS PNT	WV 2	A2		25	25	25	25	25
		WV 2	D6	6					
		R7V 1	A5		5	5	5	5	5
				6*	30*	30	30	30	30
HELICOPTER UTILITY SQDNS									
HU 1	REAM FIELD	HRS 3	A1			7	8	8	7
		HRS 3	A2		5				
		HU2K 1	A1					8	13
		HUS 1A	A2		3	3	3	3	2
		HUL 1	A2		5	6	6	6	6
		HUP 3	A2		14	14	15	12	9
		HUP 2	A2		2	6	8	3	3
		HTL 7	A2		1				
		HTL 7	A4			2	2	2	2
				*	30*	38	42	42	42
DET 1	ATSUGI	HUS 1	A2		1				
		HUL 1	A2		1				
		HUP 3	A2		5	2	2	2	2
		HUP 2	A2		8				
				*	15*	2	2	2	2
DET A	ABD MIDWAY	HUP 3	A2			2	2		
				*	*	2	2		
DET B	ABD TICNDRGA	HUP 3	A2				2	2	2
				*	*		2	2	2
DET D	ABD CORALSEA	HUP 3	A2			2			
				*	*	2			
DET E	ABD RICHARD	HUP 3	A2				2	2	
				*	*		2	2	
DET L	ABD LEXINGTN	HUP 3	A2			2			
				*	*	2			
DET M	ABD RANGER	HUP 3	A2					2	2
				*	*			2	2
UNIT 9	ABD CARTER H	HUP 2	A2			1			
				*	*	1			
FLEET TACTICAL SUPPORT SQDNS									
VR 21	BARBERS PNT	R6D 1	A2		11	12	12	12	12
		R6D 1Z	A2		2	2	2	2	2
		R5D 2Z	A2		2	1	1	1	1
				*	15*	15	15	15	15

[redacted]

[redacted]

TOTAL PROGRAM & NON-PROGRAM AIRCRAFT

TABLE 2

LOCATION OF AIRCRAFT INVENTORY AND PLANNED OPERATING ASSIGNMENTS

DECLASSIFIED

BY COMMAND AND UNIT

PAC UNIT	LOCATION	MODEL	STATUS	INVENTORY NO. ON BOARD POOL	INVENTORY NO. ON BOARD OPERATING	PLANNED OPERATING ASSIGNMENTS 31 MAR 1961	30 JUN 1961	30 SEP 1961	31 DEC 1961
VR 21 DET ALA	ALAMEDA	R4Y 1	A2		3	4	4	4	4
		TF 1	A2		4	4	4	4	4
				*	7*	8	8	8	8
DET	ATSUGI	R5D 2Z	A2		1	1	1	1	1
		TF 1	A2		6	6	6	6	6
		TF 1	B	1					
		TF 1	D5	1					
				2*	7*	7	7	7	7
MARINE HEADQUARTERS SQDNS									
MARS 17	IWAKUNI	R5D 2 3	A2			2	2	2	2
		R5D 3	A2		2				
		R4D 8	A2		5	4	4	4	4
		F9F 8T	A6		5	5	5	5	5
		SNB 5	A4		3				
		SNB 5	A6			2	2	2	2
		HRS 3	A1			2	2	2	2
		HRS 3	A2		2				
				*	17*	15	15	15	15
H&MS 11	ATSUGI	F8U 1E	G6	1					
		F4D 1	B	3					
		F4D 1	D5	10					
		R4D 8	A2		1	1	1	1	1
		F9F 8T	A2			2	2	2	2
		F9F 8T	A4		2				
		F9F 8T	B	1					
				15*	3*	3	3	3	3
H&MS 12	CUBI PNT	R4D 8	A2		1	1	1	1	1
		F9F 8T	A2			2	2	2	2
		F9F 8T	A4		1				
		F9F 8T	B	1					
		F9F 8T	D5	1					
				2*	2*	3	3	3	3
H&MS 13	KANEOHE	F8U 1	B	1					
		F8U 1E	B	1					
		FJ 4B	B	1					
		FJ 4B	EN	2					
		R5D 4R	A2		1	1	1	1	1
		R4D 6	A2		1				
		F9F 8T	A2			3	3	3	3
		F9F 8T	A4		3				
				5*	5*	4	4	4	4
H&MS 15	EL TORO	A4D 2N	B	2					
		R4D 5 6	A2			1	1	1	1
		R4D 5	A2		1				
		F9F 8T	A2			3	3	3	3
		F9F 8T	A4		2				
		F9F 8T	D5	1					
				3*	3*	4	4	4	4
H&MS 16	FUTEMA	R4D 8	A2		1	1	1	1	1
		HUS 1	B	3					
				3*	1*	1	1	1	1
MARS 37	EL TORO	R5D 2 3	A2			1	1	1	1
		R5D 5	A2		1	1	1	1	1
		R4D 8	A2		1	2	2	2	2
		R4D 5 6	A2			1	1	1	1
		R4D 6	A2		1				
		[redacted]	[redacted]		[redacted]				
		F9F 8T	A6		3	3	3	3	3
		F9F 8T	D5	1					
		SNB 5	A6		1				
				1*	8*	8	8	8	8
H&MS 33	EL TORO	R4D 5 6	A2			1	1	1	1
		R4D 6	A2		1				
		F9F 8T	A2			3	3	3	3
		F9F 8T	A4		3				
				*	4*	4	4	4	4
MARINE FIGHTER SQDNS									
VMF 232	KANEOHE	F8U 1E	A1		18	20	20	20	20
		F8U 1E	C9	2					
				2*	18*	20	20	20	20
VMF 312	ATSUGI	F8U 1E	A1		20	20	20	20	20
		F8U 1E	B	1					
				1*	20*	20	20	20	20
VMF 323	EL TORO	F8U 1	A1		20	20	20	20	20
		F8U 1	B	2					
		F8U 1	D5	1					
		F8U 1	G6	2					
				5*	20*	20	20	20	20
VMF 451	EL TORO	F8U 2	A1		18	20	20	20	20
		F8U 2	D5	6					
				6*	18*	20	20	20	20
MARINE ALL WEATHER FIGHTER SQDNS									
VMFAW 115	ATSUGI	F4D 1	A1		19	20	20		
				*	19*	20	20		
VMFAW 314	ATSUGI	F4D 1	A1		18	20	20	20	20
				*	18*	20	20	20	20
VMFAW 334	EL TORO	F8U 1	A1		8				
		F8U 1	B	3					
		F8U 1	D5	4					
		F8U 1	G6	1					
		F8U 2N	A1		12	20	20	20	20
				8*	20*	20	20	20	20
VMFAW 513	EL TORO	F4D 1	A1		16	20	20	20	20
		F4D 1	D5	4					
				4*	16*	20	20	20	20
VMFAW 531	ATSUGI	F4D 1	A1					20	20
				*	*			20	20
VMFAW 542	EL TORO	F4D 1	A1		17	20	20	20	20
		F4D 1	D5	3					
				3*	17*	20	20	20	20
MARINE ATTACK SQDNS									
VMA 121	ABD CORALSEA	A4D 2	A1		19	20			
		A4D 2N	A1				20	20	20
				*	19*	20	20	20	20
VMA 211	EL TORO	A4D 2N	A1		20	20	20	20	20
		A4D 2N	B	3					
				3*	20*	20	20	20	20
VMA 212	CUBI PNT	A4D 2	A1						20
		FJ 4B	A1		16	20	20	20	
		FJ 4B	B	1					
		FJ 4B	D5	2					
		FJ 4B	G6	1					
		FJ 4B	HF	1					
				5*	16*	20	20	20	20
VMA 214	KANEOHE	FJ 4B	A1		12	20	20	20	20
		FJ 4B	C9	5					
		FJ 4B	D5	5					
				10*	12*	20	20	20	20
VMA 223	EL TORO	A4D 2N	A1		20	20	20	20	20
		A4D 2N	B	4					
				4*	20*	20	20	20	20
VMA 311	EL TORO	A4D 2	A1		14	20	20	20	20
		A4D 2	D5	7					
		A4D 2	E5	1					
				8*	14*	20	20	20	20
VMA 324	ABD CORALSEA	A4D 2	A1		17	20	20	20	
		A4D 2	B	2					
		A4D 2	D5	4					
				6*	17*	20	20	20	
VMA 332	IWAKUNI	A4D 2N	A1						20
				*	*				20
VMA 343	EL TORO	FJ 4B	A1		14	20	20	20	20
		FJ 4B	D5	7					
				7*	14*	20	20	20	20
MARINE COMPOSITE PHOTOGRAPHIC SQDNS									
VMCJ 1	CUBI PNT	F8U 1P	A1		6	6	6	6	6
		F8U 1P	B	1					
		F8U 1P	D5	2					
		F3D 2Q	A1		6	7	8	8	8
		F3D 2Q	D5	1					
				4*	12*	13	14	14	14
VMCJ 3	EL TORO	F8U 1P	A1		11	12	12	12	12
		F8U 1P	D5	3					
		F3D 2Q	A1		9	11	11	11	11
				3*	20*	23	23	23	23
MARINE TRANSPORT SQDNS									
VMR 253	IWAKUNI	R5D 2 3	A2			8	8	8	8
		R5D 3	A2		5				
		R5D 3	D3	1					
		R5D 2	A2		3				
		R5D 2	D3	1					
		R4Q 2	A2		9	8	8	8	8
		R4Q 2	D3	1					
				3*	17*	16	16	16	16
VMR 352	EL TORO	R5D 2 3	A2			7	4		
		R5D 3	A2		11				
		R4Q 2	A2		2	3			
		R4Q 2	EL	1					
		GV 1	A2			3	8	11	12
				1*	13*	13	12	11	12

[redacted]

DECLASSIFIED

TOTAL PROGRAM & NON-PROGRAM AIRCRAFT

[redacted]

TABLE 2

LOCATION OF AIRCRAFT INVENTORY AND PLANNED OPERATING ASSIGNMENTS

BY COMMAND AND UNIT

PAC UNIT	LOCATION	MODEL	INVENTORY STATUS	INVENTORY NO. ON BOARD POOL	INVENTORY NO. ON BOARD OPERATING	PLANNED OPERATING ASSIGNMENTS 31 MAR 1961	PLANNED OPERATING ASSIGNMENTS 30 JUN 1961	PLANNED OPERATING ASSIGNMENTS 30 SEP 1961	PLANNED OPERATING ASSIGNMENTS 31 DEC 1961
MARINE HELICOPTER TRANSPORT SQDNS									
HMRL 161	KANEOHE	OE 1	A2		3				
		HUS 1	A1		12	15	15	15	15
		HUS 1	B	3					
				3*	15*	15	15	15	15
HMRL 364	SANTA ANA	HUS 1	A1			10	20	20	20
				*	*	10	20	20	20
HMRL 162	FUTEMA	HUS 1	A1		22	24	24		
				*	22*	24	24		
HMRL 163	ABD BENINGTN	HUS 1	A1		22	24	24	24	24
		HUS 1	G6	1					
				1*	22*	24	24	24	24
HMRL 261	FUTEMA	HUS 1	A1					24	24
				*	*			24	24
HMRL 361	SANTA ANA	HUS 1	A1		22	24	24	24	24
				*	22*	24	24	24	24
HMRL 362	FUTEMA	HUS 1	A1		23	24	24	24	24
		HUS 1	G6	1					
				1*	23*	24	24	24	24
HMRL 363	EL TORO	HRS 3	A1		11	12	10		
		HUS 1	A1		10			8	16
				*	21*	12	10	8	16
HMRM 462	SANTA ANA	HR2S 1	A1		11	13	13	13	13
				*	11*	13	13	13	13
MARINE OBSERVATION SQDNS									
VMO 2	SUKIRON	OE 1	A1			11	11	11	10
		OE 1	A2		8				
		OE 1	G6	1					
		HOK 1	A1			12	12	12	12
		HOK 1	A2		12				
		HOK 1	G5	1					
				2*	20*	23	23	23	22
VMO 6	CAMP PENDLET	OE 2	A1		11	10	10	10	8
		HOK 1	A1		9	12	12	12	12
				*	20*	22	22	22	20
OPERATIONAL TEST AND EVALUATION FORCE									
VX 4	POINT MUGU	F8U 1	A9		1				
		F8U 2N	A4			2	2	2	2
		F8U 2N	A9		4				
		F3H 2	A9		2	3	1	1	1
		F3H 2	B	1					
		F4H 1	A9			4	4	4	4
		F4D 1	A1			1	1	1	1
		F4D 1	A9		1				
		A4D 2	A9			1	1	1	1
		A4D 2	D5	1					
		F9F 8T	A6		2	1	1	1	1
		SNB 5	A6		1	1	1	1	1
				2*	11*	13	11	11	11
VX 5	CHINA LAKE	A4D 2	A9		2	2	2	2	2
		A4D 2N	A9		2	4	4	4	4
		A4D 2N	D5	2					
		A4D 1	A9		1	1	1	1	1
		FJ 4B	A9		1	2	2	2	2
		FJ 4B	D5	2					
		A3D 2	A9		1				
		F9F 8T	A6			1	1	1	1
		F9F 8T	D5	1					
		SNB 5	A6		1	1	1	1	1
				5*	8*	11	11	11	11
FLEET UTILITY AND DRONE CONTROL SQDNS									
VU 1	BARBERS PNT	FJ 4	A8		3	4	4	4	4
		FJ 4	C9	1					
		FJ 4	D5	1					
		F9F 6D	A8		1				
		FJ 3D	A1			6	6	6	6
		FJ 3D	A8		6				
		FJ 3D	B	3					
		FJ 3D	EN	1					
		FJ 3D2	A8		2	4	4	4	4
		FJ 3D2	D5	1					
		FJ 3D2	EN	1					
		F9F 5KD	A1			3	3	3	3
		F9F 5KD	A8		3				
		AD 5	A2			5	5	5	5
		AD 5	A8		5				
		TV 2D	A2			3	3	3	3
		TV 2D	A8		2				
		TV 2D	B	1					
		SNB 5P	A8		1	1	1	1	1
		HUP 2	A2			2	2	2	2
		HUP 2	A8		2				
				9*	25*	28	28	28	28
VU 3	BROWN FIELD	FJ 3D2	A8		5	4	4	4	4
		P2V 5FD	A8		2	1	1	1	1
		JD 1D	A8		5	4	4	4	4
		F9F 8T	B	1					
				1*	12*	9	9	9	9
VU 5	ATSUGI	FJ 4	A8		4	5	5	5	5
		FJ 4	D5	1					
		JD 1	A8		3	5	5	5	5
		JD 1	X	1					
		F9F 8T	B	1					
		SNB 5P	A8		1	1	1	1	1
		HUS 1A	A2			2	2	1	1
				3*	8*	13	13	12	12
DET A	CUBI PNT	AD 5	A2			3	3	3	3
		AD 5	A8		3				
		JD 1	X	1					
				1*	3*	3	3	3	3
DET B	NAHA	F8U 3D2	A8		4	4	4	4	4
		FJ 3D2	HF	1					
		F9F 5KD	A1			2	2	2	2
		F9F 5KD	A8		2				
		P2V 5FD	A8		1	1	1	1	1
		P2V 5FD	B	1					
		SNB 5P	A8			1	1	1	1
		SNB 5P	B	1					
		HUS 1A	B	1					
				4*	7*	8	8	8	8
VU 7	BROWN FIELD	F8U 1	A8			5	10	12	12
		FJ 4	A8		18	18	14	14	10
		FJ 4	B	2					
		R4D 5 6	A8			1	1	1	1
		R4D 5	A8		1				
		JD 1	A8		10	10	10	10	10
		SNB 5P	A8		2	2	2	2	2
				2*	31*	36	37	39	35
FLEET BASES OVERSEAS									
NAS	AGANA	R5D 2 3	A2			1	1	1	1
		R5D 2	HF	1					
		UF 2	A2		2	3	3	3	
		UF 1	A2		1				3
		SNB 5	A6		1	1	1	1	1
		SNB 5	B	1					
		HRS 3	A2		2	2	2	2	2
		HUK 1	A2		1				
		HUK 1	FA	1					
				3*	7*	7	7	7	7
NAS	ATSUGI	F8U 1	B	2					
		F8U 1	D5	1					
		FJ 4B	D5	2					
		R5D 2 3	A2			1	1	1	1
		R5D 3	A2		1				
		UF 1	A2		2	3	3	3	3
		F9F 8T	A6		6	7	7	7	7
		F9F 8T	D5	1					
		SNB 5	A6		7	6	6	6	6
		HRS 3	A1			2	2	2	2
		HRS 3	A2		2				
				6*	18*	19	19	19	19
FAWPRA	ATSUGI	F8U 2	D5	1					
		F8U 1	G6	1					
		F8U 1E	D5	1					
		F3H 2	G6	1					
		A4D 2	D5	1					
		A4D 2	G6	4					
		FJ 4B	D5	2					
		FJ 4B	G6	2					
		OE 1	B	1					
		OE 1	D1	1					
		R5D 3	D3	1					
		F9F 8T	D5	2					
		F9F 8T	G6	1					
		SNB 5	D1	6					
		HOK 1	D1	1					
		HUS 1	D1	8					
		HUS 1	G6	2					
		HUK 1	D1	3					
		HUS 1A	D1	2					
		HUP 2	B	1					
		HUP 2	D1	1					
		HUP 2	G6	1					
				44*	*				
NAS CUBI PNT	CUBI PNT	AD 7	B	1					
		AD 6	B	1					
		AD 6	FA	1					
		UF 2	A2				1	1	1
		UF 1	A2		1	1			
		F9F 8T	A6		2	2	2	2	2
		F9F 8T	D5	1					
		SNB 5	A6		3	3	3	3	3
		HUK 1	A2		1	2	2	2	2
				4*	7*	8	8	8	8

[redacted]

[redacted]

TOTAL PROGRAM & NON-PROGRAM AIRCRAFT

TABLE 2

LOCATION OF AIRCRAFT INVENTORY AND PLANNED OPERATING ASSIGNMENTS

DECLASSIFIED

BY COMMAND AND UNIT

PAC UNIT	LOCATION	MODEL	STATUS	INVENTORY NO. ON BOARD POOL	INVENTORY NO. ON BOARD OPERATING	PLANNED OPERATING ASSIGNMENTS 31 MAR 1961	30 JUN 1961	30 SEP 1961	31 DEC 1961
NAF	NAHA	UF 1	A2		2	2	2	2	2
		SNB 5	A6		3	3	3	3	3
				*	5*	5	5	5	5
NAF	OPPAMA	A4D 2	G6	1					
				1*	*				
NAVSTA	SANGLEY PNT	R5D 2 3	A2			1	1	1	1
		R5D 2	A8		1				
		R4D 5 6	A2			2	2	2	2
		R4D 6	A8		2				
		SNB 5	A6		1	1	1	1	1
		HUK 1	A2		1	1	1	1	1
				*	5*	5	5	5	5
COMUSTDC	TAIWAN	R4D 8Z	A2		1	1	1	1	1
				*	1*	1	1	1	1
DET A 7TH FLT	TAIWAN	TF 1	A8		1	1	1	1	1
				*	1*	1	1	1	1
COMNAVFORJAPAN	YOKOSUKA	R4D 8	A2		1	1	1	1	1
				*	1*	1	1	1	1
COMNAVFORKOREA	SEOUL	SNB 5	A8		2	2	2	2	2
				*	2*	2	2	2	2
NAVAL BASES AND NAVAL AIR STATIONS									
NAS WHDBY IS	WHDBY ISLAND	P2V 7S	B	3					
				3*	*				
NAS ALAMEDA	ALAMEDA	F8U 2	C9	2					
		F8U 1	C9	2					
		F8U 1	G6	1					
		F4D 1	C9	2					
		F8U 1P	C9	1					
		AD 5Q	C9	1					
				9*	*				
NAS NORTH ISL	SAN DIEGO	F3H 2	D5	2					
		P5M 2S	G6	1					
		P5M 1	B	1					
		TF 1	B	1					
				5*	*				
NAS MOFFETT	MOFFETT FLD	F8U 2	B	1					
		F8U 1	B	1					
		A4D 2N	B	4					
				6*	*				
FOURTEENTH NAVAL DISTRICT									
PMRFAC	KWAJALEIN	UF 2	A2		5	5	5	5	5
				*	5*	5	5	5	5
NAF LITCHFLD	LITCHFLD PRK	A4D 2N	G5	33					
				33*	*				
NAS 14 NAVDST	BARBERS PNT	F8U 2	HF	1					
		F9F 5KD	EJ	1					
		P2V 5FS	B	4					
		P2V 5FS	E5	1					
		R5D 2 3	A2			1	1	1	1
		R5D 3	A2		1				
		R4D 8	A2		1	1	1	1	1
		TF 1	B	1					
		UF 1	B	1					
		F9F 8T	A6		3	3	3	3	3
		TV 2D	EJ	1					
		SNB 5	A6		9	8	8	8	8
		SNB 5P	B	1					
		HUK 1	A2		1	2	2	2	2
		HUK 1	FA	1					
				12*	15*	15	15	15	15
NAVSTA 14 ND	MIDWAY	UF 2	A2		3	3	3	3	3
		HUK 1	A2		1	1	1	1	1
				*	4*	4	4	4	4
SEVENTEENTH NAVAL DISTRICT									
NAVSTA 17 ND	ADAK	UF 2	A2		2	2	2	2	2
				*	2*	2	2	2	2
NAVSTA 17 ND	KODIAK	R5D 2 3	A2			2	2	2	2
		R5D 3	A2		1				
		R5D 2	A2		1				
		UF 2	A2		1	1	1	1	1
				*	3*	3	3	3	3
CV AND AV UTILITY AIRCRAFT									
CVA 61 RANGER	ALAMEDA	TF 1	A2		1	1	1	1	1
				*	1*	1	1	1	1
LPH 5 PRINCETN	PT HUENEME	HRS 3	A1		1				
				*	1*				
LPH 6 THETIS B	LOS ANGELES	HUS 1	A6		1				
				*	1*				
CVA 31 RICHARD	ALAMEDA	TF 1	A2			1	1	1	1
				*	*	1	1	1	1
CVS 33 KERSRGE	LONG BEACH	TF 1	A2		1	1	1	1	1
				*	1*	1	1	1	1
CVS 12 HORNET	BREMERTON	TF 1	A2		1	1	1	1	1
		TF 1	D5	1					
				1*	1*	1	1	1	1
CVS 20 BENNING	SAN DIEGO	TF 1	A2		1	1	1	1	1
				*	1*	1	1	1	1
CVS 10 YORKTWN	BREMERTON	TF 1	A2		1	1	1	1	1
				*	1*	1	1	1	1
CVA 14 TCNDRGA	ALAMEDA	TF 1	A2			1	1	1	1
		TF 1	D5	1					
				1*	*	1	1	1	1
CVA 16 LEXIGTN	LOS ANGELES	TF 1	A2		1	1	1		
				*	1*	1	1		
CVA 19 HANCOCK	SAN DIEGO	TF 1	A2		1	1	1	1	1
				*	1*	1	1	1	1
CVA 34 ORISKNY	ALAMEDA	TF 1	A2		1	1	1	1	1
		TF 1	D5	1					
				1*	1*	1	1	1	1
CVA 41 MIDWAY	ALAMEDA	TF 1	A2		1	1	1	1	1
				*	1*	1	1	1	1
CVA 43 CRL SEA	ALAMEDA	TF 1	A2		1	1	1	1	1
				*	1*	1	1	1	1
CVA 63 KITTYHW	ALAMEDA	TF 1	A2					1	1
				*	*			1	1

[redacted]

DECLASSIFIED

[redacted]

TOTAL PROGRAM & NON-PROGRAM AIRCRAFT

TABLE 2 LOCATION OF AIRCRAFT INVENTORY AND PLANNED OPERATING ASSIGNMENTS

BY COMMAND AND UNIT

PAC UNIT	LOCATION	MODEL	STATUS	INVENTORY NO. ON BOARD POOL	INVENTORY NO. ON BOARD OPERATING	PLANNED OPERATING ASSIGNMENTS 31 MAR 1961	30 JUN 1961	30 SEP 1961	31 DEC 1961
MARINE AIR FMF & FORCE AVIATION HQTRS SQDN									
HHS AFMFPAC	EL TORO	R5D 2 3	A2			1	1	1	1
		R5D 4R	A8		1				
		R4D 8	A2			1	1	1	1
		R4D 8	A6		1				
		R4Y 1	A2			1	1	1	1
		R4Y 1	A8		1				
		F9F 8T	A6		2	2	2	2	2
		SNB 5	A6		1	1	1	1	1
				*	6*	6	6	6	6
MARINE FLEET TRAINING SQDNS									
VMT 2	EL TORO	F9F 8T	A2			20	20	20	20
		F9F 8T	A4		20				
		F9F 8T	B	3					
				3*	20*	20	20	20	20
FLT BASES OVERSEAS USMC									
MCAS 14 ND	KANEOHE	R4D 5 6	A8			1	1	1	1
		R4D 6	A2		1				
		F9F 8T	A6		2	2	2	2	2
		SNB 5	A6		2	2	2	2	2
		HRS 3	A2		2	2	2	2	2
				*	7*	7	7	7	7
MCAF FUTEMA	OKINAWA	SNB 5	A6		2	2	2	2	2
				*	2*	2	2	2	2
NAMD IWAKUNI	IWAKUNI	UF 1	A2		2	1	1	1	1
		SNB 5	A6		2	2	2	2	2
				*	4*	3	3	3	3

PAC UNIT	LOCATION	MODEL	STATUS	INVENTORY NO. ON BOARD POOL	INVENTORY NO. ON BOARD OPERATING	PLANNED OPERATING ASSIGNMENTS 31 MAR 1961	30 JUN 1961	30 SEP 1961	31 DEC 1961
NAVAL ATTACHES AND MISSIONS PAC									
ATT DJAKARTA	JAVA	R4D 5 6	A8			1	1	1	1
		R4D 6	A8		1				
				*	1*	1	1	1	1
ATT CANBERRA	AUSTRALIA	R4D 5 6	A8			1	1	1	1
		R4D 6	A8		1				
				*	1*	1	1	1	1
NAVSEC JUSMAG	THAILAND	SNB 5	A8		1	1	1	1	1
		SNB 5	U	1					
				1*	1*	1	1	1	1
MAAG SAIGON	VIETNAM	R4D 5 6	A8			1	1	1	1
		R4D 5	A8		1				
				*	1*	1	1	1	1
NAVSECMAAG	TAIWAN	R4D 5 6	A8			1	1	1	1
		R4D 5	A8		1				
				*	1*	1	1	1	1
PROGRAM OPERATING				484	2129	2291	2278	2288	2307
OPERATIONAL POOL					483				
TOTAL PROGRAM					2612				
NON PROGRAM (INCLUDING DRONES)					1				
TOTAL INVENTORY					2613				

NABS

PAC UNIT	LOCATION	MODEL	STATUS	INVENTORY NO. ON BOARD POOL	INVENTORY NO. ON BOARD OPERATING	PLANNED OPERATING ASSIGNMENTS 31 MAR 1961	30 JUN 1961	30 SEP 1961	31 DEC 1961
NAVAL AIR BASES									
PAC MISSLE RNG	POINT MUGU	F8U 1P	A8		1	1	1	1	1
		F8U 1D	A8			2	2	2	2
		F8U 1D	A9		2				
		FJ 3D	A8			2	2	2	2
		FJ 3D	A9		2				
		FJ 3D2	A8			4	4	4	4
		FJ 3D2	A9		3				
		FJ 3D2	D5	1					
		F9F 5KD	A8			2	2	2	2
		F9F 5KD	A9		2				
		AD 5Q	A8			2	2	2	2
		AD 5Q	A9		2				
		S2F 1	A8			4	4	4	4
		S2F 1	A9		4				
		P2V 5FD	A8			1	1	1	1
		WV 2	A8			3	4	4	4
		WV 2	A9		2				
		WV 2	D6	1					
		R7V 1	A8			1	1	1	1
		R7V 1	A9		1				
		R5D 2 3	A8			3	3	3	3
		R5D 3	A9		1				
		R5D 2	A9		1				
		R4D 5	A8		1	1	1	1	1
		JD 1D	A9		1				
		TV 2D	A8			2	2	2	2
		TV 2D	A9		2				
		TV 2KD	A8			1	1	1	1
		TV 2KD	A9		1				
		SNB 5P	A8		1	1	1	1	1
		T 28BD	A9		3	3	3	3	3
		HRS 3	A8			4	4	4	4
		HUS 1A	A8		1	1	1	1	1
		F9F 6K2	A8		1				
		F9F 6K2	A9		12				
		F9F 6K	A8		2				
		F9F 6K	A9		8				
		F6F 5K	A8		1				
		F6F 5K	A9		1				
		P4Y 2K	A8		3				
				2*	59*	38	39	39	39
DET	KANEOHE	HRS 3	A9		4				

NABS

PAC UNIT	LOCATION	MODEL	STATUS	INVENTORY NO. ON BOARD POOL	INVENTORY NO. ON BOARD OPERATING	PLANNED OPERATING ASSIGNMENTS 31 MAR 1961	30 JUN 1961	30 SEP 1961	31 DEC 1961
FIRST NAVAL DISTRICT									
NAS 1 NAV DST	QUONSET PNT	R4D 8	A8		1	1	1	1	1
		R4Y 1	A8		1	1	1	1	1
		UF 2	A8		1	1			
		UF 1	A8				1	1	1
		T2V 1	A6		6	6	6	6	6
		SNB 5	A6		14	14	13	13	13
		SNB 5P	A8		1	1	1	1	1
		HUP 2	A6		1				
		HUP 2	A8		2	3	3	3	3
				*	27*	27	26	26	26
NAS 1 NAV DST	BRUNSWICK	P2V 5FS	A8			1	1	1	1
		P2V 5FS	A9		1				
		R4D 5 6	A8			1	1	1	1
		R4D 5	A8		1				
		UF 1	A8		1	1	1	1	1
		SNB 5	A6		1	1	1	1	1
		HUP 2	A8		1	1	1	1	1
				*	5*	5	5	5	5
NADU	SO WEYMOUTH	R4D 8	A8		1	1	1	1	1
		SNB 5	A6			1	1	1	1
		SNB 5	A8		1				
				*	2*	2	2	2	2
THIRD NAVAL DISTRICT									
NTDC	PORT WASHNGT	SNB 5	A6		1	1	1	1	1
				*	1*	1	1	1	1

[redacted]

TOTAL PROGRAM & NON-PROGRAM AIRCRAFT

TABLE 2

LOCATION OF AIRCRAFT INVENTORY AND PLANNED OPERATING ASSIGNMENTS

BY COMMAND AND UNIT

NABS UNIT	LOCATION	MODEL	STATUS	INVENTORY NO. ON BOARD POOL	INVENTORY NO. ON BOARD OPERATING	PLANNED OPERATING ASSIGNMENTS 31 MAR 1961	30 JUN 1961	30 SEP 1961	31 DEC 1961
FOURTH NAVAL DISTRICT									
NAS 4 NAV DST	JOHNSVILLE	R4D 6	A6		1				
		R4D 6	A8			1	1	1	1
		UO 1	A6		1				
		UO 1	A8			1	1	1	1
		SNB 5	A6		5	5	5	5	5
				*	7*	7	7	7	7
NAS 4 NAV DST	LAKEHURST	R4D 6	A8		1	1	1	1	1
		SNB 5	A6		6	6	6	6	6
				*	7*	7	7	7	7
FIFTH NAVAL DISTRICT									
NAS 5 NAV DST	NORFOLK	S2F 2	A8		1				
		S2F 1	A8			2	2	2	2
		S2F 1	D5	1					
	(INCLUDING BWMR)	S2F 1S	A5		1				
		R5D 3	A8		*	1	1	1	1
		R4D 8	A8		3	3	3	3	3
		R4D 5	A8		1	1	1	1	1
		R4D 8Z	A8			1	1	1	1
		R4D 5Z	A8		1				
		R4Y 1	A8		2	3	3	3	3
		TF 1	A8		1	1	1	1	1
		UF 2	A8		1	1			
		UF 1	A8				1	1	1
		UO 1	A8		2	2	2	2	2
		SNB 5	A6		10	20	19	19	19
		SNB 5	A8		7				
		SNB 5	G5	4					
		SNB 5P	A8		1	1	1	1	1
		T 28B	A8		7	8	8	8	8
				5*	38*	44	43	43	43
NAS 5 NAV DST	OCEANA	R4D 8	A8		1	1	1	1	1
		R4D 5 6	A8			1	1	1	1
		R4D 5	A8		1				
		T2V 1	A6		7	7	7	7	7
		TV 2	A6		1	1	1	1	1
		SNB 5	A6			3	3	3	3
		SNB 5	A8		3				
		HUP 2	A8		2	2	2	2	2
				*	15*	15	15	15	15
SIXTH NAVAL DISTRICT									
NAS 6 NAV DST	JACKSONVILLE	R4D 8	A8		1	1	1	1	1
		R4D 5 6	A8			2	2	2	2
		R4D 6	A8		1				
		R4D 5	A8		1				
		R4Y 1	A8		1	1	1	1	1
		UF 1	A8		1	1	1	1	1
		UO 1	A8		2	2	2	2	2
		TV 2	A4		5	5	5	5	5
		SNB 5	A6		5	5	4	4	4
		HUK 1	A8		1	1	1	2	2
		HUP 2	A8		1	1	1		
				*	19*	19	18	18	18
NAS 6 NAV DST	KEY WEST	R5D 2 3	A8			1	1	1	1
		R5D 3	A8		1				
		UF 1	A8		1	1	1	1	1
		TV 2	A6		1	1	1	1	1
		SNB 5	A6		1	1	1	1	1
		HUP 2	A8		1	1	1	1	1
				*	5*	5	5	5	5
NAVSTA	MAYPORT	TV 2	A6		1	1	1	1	1
		SNB 5	A6		1	1	1	1	1
		HUK 1	A8						1
		HUP 2	A8		1	1	1	1	
				*	3*	3	3	3	3
NAS 6 NAV DST	SANFORD	R4D 5 6	A8			2	2	2	2
		R4D 5	A8		2				
		TV 2	A6		1	1	1	1	1
		SNB 5	A6		2	2	2	2	2
		SNB 5	A8		1				
		HUP 2	A8		1	1	1	1	1
				*	7*	6	6	6	6
NAS 6 NAV DST	CECIL FIELD	R4D 5 6	A8			1	1	1	1
		R4D 6	A2		1				
		T2V 1	A6		4	3	3	3	3
		T2V 1	D5	1					
		SNB 5	A6		3	2	2	2	2
		T 28B	A6		1	2	2	2	2
		HUK 1	A8						1
		HUP 2	A8		1	1	1	1	
				1*	10*	9	9	9	9
EIGHTH NAVAL DISTRICT									
NASWF	KIRTLAND AFB	R4D 8	A8		1	1	1	1	1
				*	1*	1	1	1	1
NINTH NAVAL DISTRICT									
COMNAVCONAD	COLORADO SPR	R4D 8	A8		1	1	1	1	1
		TV 2	A8		1	1	1	1	1
				*	2*	2	2	2	2
NAVCRUIT STA	DENVER	SNB 5	A6		1	2	2	2	2
				*	1*	2	2	2	2
ELEVENTH NAVAL DISTRICT									
US NAV PAR FAC	EL CENTRO	R4D 8	A9			1	1	1	1
		R4D 6	A9		1				
				*	1*	1	1	1	1
NAF 11 NAV DST	CHINA LAKE	R4D 8	A8			1	1	1	1
		R4D 8	A9		1				
		R4D 6	A9		1				
		R4D 5	A8			1	1	1	1
		HRS 3	A8			1	1	1	1
		HRS 3	A9		1				
				*	3*	3	3	3	3
NAS 11 NAV DST	SAN DIEGO	R4D 8	A8			1	1	1	1
		R4D 5 6	A8			2	2	2	2
		R4D 6	A8		1				
	(INCLUDING BWMR)	R4D 5	A8		1				
		R4Y 1	A8			1	1	1	1
		UO 1	A8		2	2	2	2	2
		TV 2	A6		9	9	9	8	8
		SNB 5	A6		10	10	10	10	10
		SNB 5P	A6		1				
		T 28B	A6		5				
		T 28B	A8			4	4	6	6
				*	29*	29	29	30	30
NAF 11 NAV DST	LITCHFLD PRK	R4D 6	A7		1				
		R4D 6	A8			1	1	1	1
		SNB 5	A6		1	1	1	1	1
				*	2*	2	2	2	2
NAS 11 NAV DST	MIRAMAR	R4D 8	A8		1	1	1	1	1
		R4D 5	A8		1	1	1	1	1
		TF 1	A8		2	2	2	2	2
		T2V 1	A6		5	6	6	6	6
		T2V 1	D5	1					
		SNB 5	A6		2	2	2	2	2
		HUP 2	A8		1	1	1	1	1
				1*	12*	13	13	13	13
NAS 11 NAV DST	POINT MUGU	TV 2	A6		3				
		TV 2	A8			3	3	3	3
		SNB 5	A6		5	5	5	5	5
		HUP 2	A8		2	2	2	2	2
				*	10*	10	10	10	10
NMF	PNT ARGUELLO	TV 2	A6		1	1	1	1	1
		SNB 5	A6		1	1	1	1	1
		HRS 3	A8		2	2	2	2	2
				*	4*	4	4	4	4
NAAS 11 NAVDST	BROWN FIELD	SNB 5	A6		1	1	1	1	1
				*	1*	1	1	1	1
NAAS 11 NAVDST	REAM FIELD	SNB 5	A6		1	1	1	1	1
				*	1*	1	1	1	1
TWELFTH NAVAL DISTRICT									
NAS 12 NAV DST	ALAMEDA	R5D 3	A2		1	1	1	1	1
		R4D 8	A8		3	3	2	2	2
		R4Y 1	A8				1	1	1
		TF 1	A2		4	4	4	4	4
		UF 1	A8		1	1	1	1	1
		UO 1	A8		2	2	2	2	2
		TV 2	A6		7	6	7	7	7
		SNB 5	A6		5	5	5	5	5
		SNB 5P	A8		1	1	1	1	1
		HUP 2	A2		1				
		HUP 2	A8			1	1	1	1
				*	25*	24	25	25	25
NAAS 12 NAVDST	FALLON	R5D 3	A8			1	1	1	1
		TV 2	A6		2	2	2	2	2
		HRS 3	A8		2	2	2	2	2
				*	4*	5	5	5	5
NAS 12 NAV DST	MOFFETT FLD	TF 1	A2		1	1	1	1	1
		TV 2	A6		1	1	2	2	2
		SNB 5	A6		5	5	5	5	5
		HUP 2	A8		2	2	2	2	2
				*	9*	9	10	10	10
NAF 12 NAVDST	MONTEREY	AD 5	A6			3	3	3	3
		T2J 1	A6		6	6	6	6	6
		SNB 5	A6		25	25	24	24	24
		T 28B	A6		11	11	11	11	11
		HUP 2	A8		1	1	1	1	1
				*	43*	46	45	45	45

[redacted]

[redacted]

TOTAL PROGRAM & NON-PROGRAM AIRCRAFT

TABLE 2 LOCATION OF AIRCRAFT INVENTORY AND PLANNED OPERATING ASSIGNMENTS

BY COMMAND AND UNIT

NABS UNIT	LOCATION	MODEL	STATUS	INVENTORY NO. ON BOARD POOL	INVENTORY NO. ON BOARD OPERATING	PLANNED OPERATING ASSIGNMENTS 31 MAR 1961	30 JUN 1961	30 SEP 1961	31 DEC 1961
THIRTEENTH NAVAL DISTRICT									
NAS 13 NAV DST	WHDBY ISLAND	R5D 2 3	A8			1	1	1	1
		R5D 3	A2		1				
		R4D 8	A8		1	1	1	1	1
		R4D 5 6	A8			2	2	2	2
		R4D 5	A8		2				
		TF 1	A2		1	1	1	1	1
		UF 2	A2		1				
		UF 2	A8			1	1	1	1
		TV 2	A6		2	2	2	2	2
		SNB 5	A6		2	2	2	2	2
		SNB 5P	A8		1	1	1	1	1
		HRS 3	A2		2				
		HRS 3	A8			2	2	2	2
				*	13*	13	13	13	13
POTOMAC RIVER NAVAL COMMAND									
NAS ANACOSTIA	ANACOSTIA	R5D 4R	A8		2	2	2	2	2
		R5D 2Z	A8		1				
		R4Y 2	A8		1	1	1	1	1
		R4Y 1	A8		4	5	5	5	5
		R4Y 1Z	Y	1					
		UO 1	A8		4	4	4	4	4
		T2V 1	A6		8	8	10	12	15
		T2V 1	D5	1					
		SNB 5	A6		43	44	43	43	43
		SNB 5P	A8		2	2	2	2	2
		T 28B	A6		11	11	11	11	11
				2*	76*	77	78	80	83
NWL	DAHLGREN	SNB 5	A6			1	1	1	1
		SNB 5	A8		1				
				*	1*	1	1	1	1
NAS PTXNT RIV	PTXNT RIVER	WV 2	A8				2	2	2
		WV 2	A9		1				
		R5D 4R	A8			1	1	1	1
		R5D 4R	A9		1				
		R4D 5	A8		1	1	1	1	1
		UF 1	A2		1				
		UF 1	A8			1	1	1	1
		T2V 1	A6		4	6	4	4	4
		T2V 1	A9		1				
		T2V 1	D5	1					
		SNB 5	A6		3	3	3	3	3
		HRS 3	A8		1	1	1	1	1
				1*	13*	13	13	13	13
SEVERN RIVER NAVAL COMMAND									
NAF ANNAPOLIS	ANNAPOLIS	UF 1 1T	A3			10	10	10	10
		UF 1	A6		7				
		UF 1	B	2					
		UF 1T	A6		3				
		HUP 2	A8		1	1	1	1	1
				2*	11*	11	11	11	11
BUWEPS INSPECTORS AND REPRESENTATIVES									
BWFLTRREP CEN	WRGT PAT AFB	R4D 8	A8		1	1	1	1	1
		SNB 5	A6		2	1	2	2	2
				*	3*	2	3	3	3
BWR AKRON	AKRON	SNB 5	A6		1				
		SNB 5	A8			1	1	1	1
				*	1*	1	1	1	1
BWR BALTIMORE	BALTIMORE	SNB 5	A8		1	1	1	1	1
				*	1*	1	1	1	1
BWR BUFFALO	BUFFALO	SNB 5	A6		1	1	1	1	1
				*	1*	1	1	1	1
BWR BURBANK	BURBANK	SNB 5	A8		1	1	1	1	1
				*	1*	1	1	1	1
BWR COLUMBUS	COLUMBUS	SNB 5	A6		2	2	2	2	2
				*	2*	2	2	2	2
BWR EST HRTFRD	EST HARTFORD	SNB 5	A8		1	1	1	1	1
				*	1*	1	1	1	1
BWR EL SEGUNDO	EL SEGUNDO	SNB 5	A8		1	1	1	1	1
				*	1*	1	1	1	1
BWR ST LOUIS	ST LOUIS	SNB 5	A8		1	1	1	1	1
				*	1*	1	1	1	1
BWR TETERBORO	TETERBORO	SNB 5	A8		1	1	1	1	1
				*	1*	1	1	1	1
AVIONICS FAC	INDIANAPOLIS	SNB 5	A8		1	1	1	1	1
				*	1*	1	1	1	1
MARINE CORPS BASES AND AIR STATIONS									
HMX 1	QUANTICO	HOK 1	A9		4	4	4	4	4
		HUS 1	A9		14	14	14	14	14
		HUS 1Z	A9		4	4	4	4	4
		HR2S 1	A9		2	2	2	2	2
				*	24*	24	24	24	24
MCAAS	YUMA	R4D 8	A8		1	1	1	1	1
		R4D 6	A8		1				
		R4D 5	A8			1	1	1	1
		TV 2	A6		2	3	3	3	3
		SNB 5	A6		1	1	1	1	1
		HRS 3	A8		2	2	2	2	2
				*	7*	8	8	8	8
MCAS S&SES	EL TORO	R4D 8	A8		2	3	3	3	3
		UO 1	A8				1	1	1
		TV 2	A6		1				
		SNB 5	A6		6	5	5	5	5
		HRS 3	A8		2	2	2	2	2
				*	11*	10	11	11	11
MCAS S&SES	CHERRY POINT	R5D 3	A8		1	1	1	1	1
		R4D 8	A8		1	1	1	1	1
		R4D 5 6	A8			1	1	1	1
		R4D 6	A8		1				
		UO 1	A8				1	1	1
		TV 2	A6		3	2	2	2	2
		SNB 5	A6		2	1	1	1	1
		HRS 3	A8		2	2	2	2	2
				*	10*	8	9	9	9
MCAS AES 12	QUANTICO	AD 5	A8		2				
		R4D 8	A8		2	1	1	1	1
		R4D 5 6	A8			1	1	1	1
		SNB 5	A6		6	6	6	6	6
		SNB 5P	A8		1	1	1	1	1
		T 28B	A6		6	7	7	7	7
		T 28B	A8		1				
				*	18*	16	16	16	16
MCAF	NEW RIV JAX	R4D 8	A8		1	1	1	1	1
		SNB 5	A6		4	3	1	1	1
		T 28B	A6				2	2	2
				*	5*	4	4	4	4
HQ MC FLT SECT	ANACOSTIA	R5D 4R	A8		1	1	1	1	1
		R4D 8	A8			1	1	1	1
		R4D 8Z	A8		1				
		R4Y 2	A8		1	1	1	1	1
		UO 1	A8		1	1	1	1	1
		SNB 5	A6		5	4			
		T 28B	A6		7	6	10	10	10
				*	16*	14	14	14	14
MCAS	BEAUFORT	F8U 1	Y	1					
		R4D 8	A8		1	1	1	1	1
		R4D 5 6	A8			1	1	1	1
		R4D 6R	A8		1				
		TV 2	A6		1	1			
		SNB 5	A6			1			
		SNB 5	A8		1				
		T 28B	A6				2	2	2
		HRS 3	A8		2	2	2	2	2
				1*	6*	6	6	6	6
PROGRAM OPERATING				15	554	559	562	565	568
OPERATIONAL POOL					15				
TOTAL PROGRAM					569				
NON PROGRAM (INCLUDING DRONES)					28				
TOTAL INVENTORY					597				

[redacted]

[redacted]

TOTAL PROGRAM & NON-PROGRAM AIRCRAFT

TABLE 2

LOCATION OF AIRCRAFT INVENTORY AND PLANNED OPERATING ASSIGNMENTS

DECLASSIFIED

BY COMMAND AND UNIT

NATRA UNIT	LOCATION	MODEL	STATUS	INVENTORY NO. ON BOARD POOL	INVENTORY NO. ON BOARD OPERATING	PLANNED OPERATING ASSIGNMENTS 31 MAR 1961	30 JUN 1961	30 SEP 1961	31 DEC 1961
NAVAL AIR BASIC TRAINING COMMAND									
TRARON 7	KINGSVILLE	T2J 1	A3		57	67	67		
		T2J 1	D5	5					
		T2J 1	G6	1					
		T2J 1	H6	4					
		T2V 1	A3		1				
		SNB 5	A6		2	1	1	1	1
				10*	60*	68	68	1	1
NAS NABTC	MERIDIAN	T2J 1	A3					110	110
		SNB 5	A6		1				
		T 34B	A6		1				
				*	2*			110	110
NAAS NABTC	SAUFLEY FLD	SNB 5	A6		3	3	3	3	3
		T 28B	A6		10	5	5	5	5
				*	13*	8	8	8	8
TRARON 1	SAUFLEY FLD	T 34B	A3		145	131	131	131	131
		T 34B	A4		1				
		T 34B	B	2					
				2*	146*	131	131	131	131
TRARON 5	SAUFLEY FLD	T 28C	A3		47	40	40	40	40
		T 28C	G6	1					
				1*	47*	40	40	40	40
NAAS NABTC	WHITING FLD	SNB 5	A6		3	4	3	3	3
		T 28B	A6		5	6	6	6	6
		T 28C	A3		1				
				*	9*	10	9	9	9
TRARON 2	WHITING FLD	T 28B	A3		68	91	86	86	86
		T 28B	G6	7					
		T 28B	H6	1					
		T 28C	A3		63	60	60	60	60
		T 28C	G6	2					
		T 28C	H6	6					
				16*	131*	151	146	146	146
TRARON 3	WHITING FLD	T 28B	A3		93	91	85	85	85
		T 28B	G6	1					
		T 28C	A3		34	40	40	40	40
				1*	127*	131	125	125	125
TRARON 6	WHITING FLD	UO 1	A4		4				
		SNB 5	A3		23	23	23	23	23
				*	27*	23	23	23	23
HT 8	ELLYSON FLD	SNB 5	A6		2	2	2	2	2
		T 28B	A6		2	2	2	2	2
		HSS 1	A4					10	10
		HO4S 3	A4		21	21	21	21	21
		HUP 2	A4		7	9	9		
		HTL 6	A4		27	27	27	27	27
				*	59*	61	61	62	62
NAS NABTC	PENSACOLA	F11F 1	A4		6	6	6	6	6
		AD 5	A8		1	1	1	1	1
		S2F 1	A5		2	3	3	3	3
		S2F 1	D5	1					
	(INCLUDING EWMR)	R5D 2	A8		1	1	1	1	1
		R5D 4R	A8		1	2	2	2	2
		R5D 3Z	A8		1	1	1	1	1
		R4D 8	A8		1	1	1	1	1
		R4Y 1	A8		1	1	1	1	1
		UF 1	A8		2	2	2	2	2
		UO 1	A8			4	2	2	2
		T2J 1	A4		1				
		T2J 1	D5	1					
		T2V 1	A5		5	3	3	3	3
		T2V 1	A6			2			
		T2V 1	D5	3					
		F9F 8T	A4		1	1	1	1	1
		SNB 5	A5		1	3	3	3	3
		SNB 5	A6		6	4	4	4	4
		SNB 5	A8		4	4	4	4	4
		SNB 5P	A8		1				
		T 34B	A4		2	2	2	2	2
		T 34B	A5		3	5	5	5	5
		T 28B	A4		2				
		T 28B	A5		4	6	6	6	6
		T 28B	A6		8	10	10	10	10
		HRS 3	A8		2	2	2	2	2
		HUP 2	A8		1	1	1		
				5*	57*	65	61	60	60
CVS 36ANTETAM	PENSACOLA	SNB 5	A6		1				
				*	1*				
TRARON 4	PENSACOLA	T2J 1	A3		57	77	77	39	39
		T2J 1	D5	10					
		T2J 1	G6	3					
		T2J 1	H6	3					
				16*	57*	77	77	39	39
NAVAL AIR ADVANCED TRAINING COMMAND									
NAAS NAATC	KINGSVILLE	R4D 5 6	A8			2	2	2	2
		R4D 6	A8		1				
		R4D 5	A8		1				
		T2J 1	A3		1				
		SNB 5	A6		2	2	2	2	2
		HRS 3	A8		2	2	2	2	2
		HUP 2	A8		1	1	1	1	1
				*	8*	7	7	7	7
TRARON 21	KINGSVILLE	F9F 8B	A3		20	21	23	24	24
		F9F 8B	G5	1					
		F9F 8T	A3		25	22	22	22	22
		F9F 8T	D5	2					
				3*	45*	43	45	46	46
TRARON 22	KINGSVILLE	F9F 8B	A3		19	21	23	24	24
		F9F 8B	B	1					
		F9F 8T	A3		22	22	22	22	22
		F9F 8T	D5	3					
				4*	41*	43	45	46	46
TRARON 23	KINGSVILLE	F11F 1	A3		27	32	32	32	32
		F11F 1	D5	6					
				6*	27*	32	32	32	32
TRARON 28	CRPS CHRISTI	S2F 1	A3		16	9	9	9	9
		S2F 1T	A3		35	44	44	44	44
		S2F 1T	B	1					
		S2F 1T	D5	12					
		S2F 1T	G6	1					
		S2F 1T	H6	1					
				15*	51*	53	53	53	53
TRARON 29	CRPS CHRISTI	R4D 8T	A5		8	7	7	7	7
		R4D 7	A3		1				
		R4D 7	A5		1	4	4	4	4
				*	10*	11	11	11	11
TRARON 30	CRPS CHRISTI	AD 6	A3		22	21	21	21	21
		AD 5	A3		4	3	3	3	3
		AD 5N	A3			6	6	6	6
		T 28B	A3		9	9	9	9	9
				*	35*	39	39	39	39
TRARON 31	CRPS CHRISTI	P2V 6T	A3		3	7	7	7	7
		P2V 6T	A5		5				
		P2V 6T	D5	1					
		P2V 5F	A3			3	3	3	3
		P2V 5F	A5		1				
		P5M 2	A3				3	3	3
		P5M 1	A3			4	7	7	7
		P5M 1	A5		3				
		SNB 5	A3		1				
				1*	13*	14	20	20	20
NAS NAATC	CRPS CHRISTI	R5D 2	A8		1				
		R4D 8	A8		1	1	1	1	1
		T2V 1	A6		2	4	4	4	4
		T2V 1	D5	2					
		SNB 5	A6		6	5	4	4	4
		SNB 5P	A8		1	1	1	1	1
		T 34B	A6		2				
		R4D 7	A5		2				
		HRS 3	A8		2	1	1	1	1
		HUP 2	A8		1	1	1	1	1
				2*	18*	13	12	12	12
NAAS NAATC	CHASE	R4D 8	A8		1				
		R4D 5 6	A8			1	1	1	1
		R4D 6	A8		1				
		SNB 5	A6		2	2	2	2	2
		HRS 3	A8		1	1	1	1	1
		HUP 2	A8		1	2	2	2	2
				*	6*	6	6	6	6
TRARON 24	CHASE	F9F 8B	A3		17	21	22	23	23
		F9F 8B	B	3					
		F9F 8T	A3		22	23	23	23	23
		F9F 8T	D5	4					
				7*	39*	44	45	46	46
TRARON 25	CHASE	F9F 8B	A3		20	21	22	23	23
		F9F 8T	A3		24	22	22	22	22
		F9F 8T	D5	2					
				2*	44*	43	44	45	45
TRARON 26	CHASE	F11F 1	A3		30	32	32	32	32
		F11F 1	B	1					
		F11F 1	D5	2					
		F9F 8T	A3		1				
				3*	31*	32	32	32	32
NAAS NAATC	PORT ISABEL	SNB 5	A8		2	2	2	2	2
		HUP 2	A8		1				
				*	3*	2	2	2	2
NAAS NAATC	NEW IBERIA	SNB 5	A6		2	2	2	2	2
		HRS 3	A8		2	2	2	2	2
				*	4*	4	4	4	4

[redacted]

[redacted]

TOTAL PROGRAM & NON-PROGRAM AIRCRAFT

TABLE 2

LOCATION OF AIRCRAFT INVENTORY AND PLANNED OPERATING ASSIGNMENTS

DECLASSIFIED

BY COMMAND AND UNIT

NATRA UNIT	LOCATION	MODEL	STATUS	INVENTORY NO. ON BOARD POOL	INVENTORY NO. ON BOARD OPERATING	PLANNED OPERATING ASSIGNMENTS 31 MAR 1961	30 JUN 1961	30 SEP 1961	31 DEC 1961
TRARON 27	NEW IBERIA	S2F 1	A3		6	8	8	8	8
		S2F 1T	A3		33	34	34	34	34
		S2F 1T	B	1					
		S2F 1T	D5	6					
		S2F 1T	G6	3					
				10*	39*	42	42	42	42
NAVAL AIR TECHNICAL TRAINING COMMAND									
NATECHTRAU	LAKEHURST	R4D 7	A4		1	1	1	1	1
				*	1*	1	1	1	1
NATECHTRAU	OLATHE	T2J 1	A5		5	5	5		
		SNB 5	A5		4	4	4	4	4
		T 34B	A5		7	7	7	7	7
				*	16*	16	16	11	11
NATECHTRAU	PENSACOLA	F9F 8P	A4		8	8	8	8	8
		F9F 8T	A4		2	2	2	2	2
		SNB 5P	A5		6	6	6	6	6
		T 28B	A6		1	1	1	1	1
				*	17*	17	17	17	17
NATECHTRAU	PHILADELPHIA	SNB 5	A6		1	1	1	1	1
				*	1*	1	1	1	1
NATECHTRACEN	MEMPHIS	T2V 1	D5	1					
		SNB 5	A6		1				
				1*	1*				
NAS	GLYNCO	R4D 8	A8		1	1	1	1	1
		SNB 5	A8		5	5	5	5	5
		HRS 3	A8		1	1	1	1	1
				*	7*	7	7	7	7
NAVCICOFFSCOL	GLYNCO	FJ 4	A4		35	36	36	36	36
		FJ 4	D5	5					
		WV 2	A4		4	4	4	4	4
		WV 2	A5			2	2	2	2
		WV 2	G6	1					
		WV 2	H6	1					
		T2V 1	A4		3	3	5	5	5
		F3D 2T2	A5		3	3	9	9	9
				7*	45*	48	56	56	56
NAS	MEMPHIS	R4D 8	A8		2	2	2	2	2
		R4Y 1	A8		1	1	1	1	1
		T2V 1	A6			3	3	3	3
		T2V 1	D5	1					
		SNB 5	A6		7	6	6	6	6
		SNB 5P	A8		1	1	1	1	1
		T 28B	A6		4	4	4	4	4
		HRS 3	A8		1	1	1	1	1
				1*	16*	18	18	18	18
PROGRAM OPERATING				113	1254	1301	1304	1308	1308
OPERATIONAL POOL					113				
TOTAL PROGRAM					1367				
NON PROGRAM (INCLUDING DRONES)					-				
TOTAL INVENTORY					1367				

NART

NART UNIT	LOCATION	MODEL	STATUS	INVENTORY NO. ON BOARD POOL	INVENTORY NO. ON BOARD OPERATING	PLANNED OPERATING ASSIGNMENTS 31 MAR 1961	30 JUN 1961	30 SEP 1961	31 DEC 1961
U S NAVAL RESERVE AIRCRAFT									
NARTU	ANACOSTIA	AD 5	A4		11	10	11	11	10
		AD 5	B	1					
		AD 5N	A4		3	4	3	3	3
		S2F 1	A4		8	8	8	8	8
		S2F 1	B	1					
		P2V 5F	A4		5	5	4	4	4
		P2V 5F	D5	1					
		R4D 8	A4		2	2	2	2	2
		R4D 5 6	A4			1	1	1	1
		R4D 5	A4		1				
		R4D 6R	A4		1	1	1		
		SNB 5	A4		1	2	2	2	2
		SNB 5	Y	1					
		T 28B	A4		2	2	2	2	2
				4*	34*	35	34	33	32
NAS NART	ATLANTA	AD 5	A4		13	10	11	11	10
		AD 5N	A4		2	4	3	3	3
		P2V 5F	A4		4	4	4	3	3
		P2V 5F	B	2					
		R5D 2 3	A4			2	2	2	2
		R5D 3	A4		1				
		R4D 8	A4		2	2	2	2	2
		SNB 5	A4		1	1	1	1	1
		T 28B	A4		2	2	2	2	2
		HTL 7	A4		1	1	1	1	1
				2*	26*	26	26	25	24
NAS NART	DALLAS	FJ 3	A4		5	4	4	4	4
		FJ 3M	A4		24	24	24	24	24
		FJ 3M	B	1					
		P2V 5F	A4		4	4	4	3	3
		P2V 4	A4		1				
		R5D 2 3	A4			2	2	2	2
		R5D 3	A4		1				
		R5D 4R	A4		1	1	1	1	1
		T2V 1	A4		5	5	5	5	5
		SNB 5	A8		2	2	2	2	2
		SNB 5P	A4		1	1	1	1	1
		HUP 2	A4		6	6	6	6	5
				1*	50*	49	49	48	47
NAS NART	GLENVIEW	F9F 8	A4		7	8	8	8	8
		F9F 8	B	1					
		F9F 8B	A4		9	8	8	8	8
		F9F 8B	B	2					
		S2F 1	A4		10	9	9	9	9
		S2F 1	D5	1					
		P2V 6	A4		7				
		P2V 6	D5	1					
		P2V 6F	A4		1				
		P2V 6 6F	A4			8	6	6	6
		P2V 5F	D5	1					
		R5D 2 3	A4			4	4	4	4
		R5D 3	A4		3				
		R5D 2	G6	1					
		R5D 4R	A8		1	1	1	1	1
		HSS 1	A4		2	3	3	3	3
		HSS 1N	A4						2
		HTL 7	A4		1	1	1	1	1
				8*	54*	55	52	52	54
NAS NART	GROSSE ILE	AD 5	A4		9	10	11	11	10
		AD 5N	A4		5	4	3	3	3
		S2F 2	A4			1	1	1	1
		S2F 1	A4		12	13	13	13	13
		S2F 1	D5	2					
		P2V 5F	A4		2				
		R5D 2 3	A4			1	2	2	2
		R5D 3	A4		1				
		R4D 8	A4		2	2	2	2	2
		SNB 5	A4		1	1	1	1	1
		T 28B	A4		2	2	2	2	2
		HUP 2	A4		8	8	8	8	8
				2*	42*	42	43	43	42
NARTU	JACKSONVILLE	A4D 1	A4		5	8	8	8	8
		F9F 8B	A4		11				
		S2F 2	A4		2	2	2	2	2
		S2F 1	A4		6	6	6	6	6
		S2F 1	D5	1					
		P2V 5F	A4		4	4	4	4	4
		P2V 5F	D5	2					
		R5D 2 3	A4			3	3	3	3
		R5D 3	A4		1				
		R5D 3	B	1					
		R5D 2	A4		2				
		R4D 5 6	A4			1	1	1	1
		R4D 5	A4		1				
		TV 2	A4		2	4	4	4	4
		F9F 8T	A4		2				
		HSS 1	A4		3	3	3	3	1
		HSS 1N	A4						4
				4*	39*	31	31	31	33
NARTU	LAKEHURST	S2F 2	A4		3	3	3	3	3
		S2F 1	A4		4	5	5	5	5
		S2F 1	D5	2					
		SNB 5	A4		1	1	1	1	1
		HSS 1	A4						2
		HUP 2	A4		4	4	4	4	2
				2*	12*	13	13	13	13
NAS NART	LOS ALAMITOS	F9F 8	A4		3	8	8	8	8
		A4D 1	B	4					
		F9F 8B	A4		21	27	27	27	27
		F9F 8B	G5	1					
		S2F 2	A4		6	6	6	6	6
		S2F 1	A4		16	15	15	15	15
		S2F 1	D5	2					
		P2V 5F	A4		5	7	7	6	6
		P2V 5F	D5	3					
		R5D 2 3	A4			3	3	3	3
		R5D 3	A4		3				
		TV 2	A4		3	6	6	6	6
		F9F 8T	A4		2				
		SNB 5	A4		5	5	5	5	5

[redacted]

TOTAL PROGRAM & NON-PROGRAM AIRCRAFT

TABLE 2

LOCATION OF AIRCRAFT INVENTORY AND PLANNED OPERATING ASSIGNMENTS

DECLASSIFIED

BY COMMAND AND UNIT

NART UNIT	LOCATION	MODEL	STATUS	INVENTORY NO. ON BOARD POOL	INVENTORY NO. ON BOARD OPERATING	PLANNED OPERATING ASSIGNMENTS 31 MAR 1961	30 JUN 1961	30 SEP 1961	31 DEC 1961
NARTU	MEMPHIS	FJ 4	A4		17	16	16	16	16
		FJ 4	B	1					
		FJ 4	D5	3					
		P2V 5F	A4		3	4	3	3	3
		P2V 4	A4		1				
		R5D 2 3	A4			2	2	2	2
		R5D 2	A4		2				
		R4D 8	A4		1	1	1	1	1
		T2V 1	A4		3	2	2	2	2
		SNB 5	A4		1	1	1	1	1
				4*	28*	26	25	25	25
NAS NART	MINNEAPOLIS	AD 5	A4		12	11	11	11	10
		AD 5N	A4		4	3	3	3	3
		S2F 2	A4		1	1	1	1	1
		S2F 1	A4		7	13	13	13	13
		P2V 5F	A4		5	4	3		
		R5D 2 3	A4			3	3	3	3
		R5D 3	A4		1				
		R5D 2	A4		1				
		SNB 5	A4		1	1	1	1	1
		T 28B	A4		2	2	2	2	2
		HUP 2	A4		6	6	6	6	5
				*	40*	44	43	40	38
NAS NART	NEW ORLEANS	FJ 3	A4		7	10	10	10	10
		FJ 3M	A4			3	3	3	3
		F9F 8B	A4		11				
		S2F 2	A4		2	2	2	2	2
		S2F 1	A4		3	6	6	6	6
		S2F 1	D5	4					
		R5D 2 3	A4			1	1	1	2
		R5D 2	A4		1				
		R4D 8	A4		2	2	2	2	2
		TV 2	A4		1	2	2	2	2
		SNB 5	A4		2	2	2	2	2
		HSS 1	A4		2	3	3	3	2
		HSS 1N	A4						2
				4*	31*	31	31	31	33
NAS NART	NEW YORK	FJ 3	B	6					
		FJ 3	D5	1					
		FJ 3M	B	1					
		FJ 4B	A4		16	17	17	17	17
		FJ 4B	B	1					
		FJ 4B	D5	2					
		S2F 2	A4		3	4	4	4	4
		S2F 2	D5	1					
		S2F 1	A4		13	14	14	14	14
		S2F 1	D5	3					
		S2F 1	G5	1					
		P2V 5F	A4		5	7	7	6	6
		P2V 5F	D5	1					
		P2V 5F	G6	1					
		R5D 2 3	A4			2	2	2	2
		R5D 3	A4		1				
		R5D 4R	A4		1	1	1	1	1
		TF 1	A8		1	1	1	1	1
		T2V 1	A4		3	3	3	3	3
		SNB 5	A4		2	3	2	2	2
		SNB 5	A8		2	2	2	2	2
		HSS 1	A4		3	4	4	4	1
		HSS 1N	A4					1	4
		HTL 7	A4		1	1	1	1	1
				16*	51*	59	58	58	58
NARTU	NORFOLK	S2F 1	A4		8	9	9	9	9
		S2F 1	D5	2					
		R5D 2 3	A4			2	2	2	2
		R5D 3	A4		1				
		R5D 2	A4		1				
		R4D 5 6	A4			1	1	1	1
		R4D 5	A4		1				
		T2V 1	A4		3	3	3	3	3
		SNB 5	A4		1	1	1	1	1
				2*	15*	16	16	16	16
NAS NART	OAKLAND	F2H 4	A4		1				
		F2H 3	A4		1				
		AAD 1	A4		26	24	24	24	24
		AAD 1	B	1					
		S2F 2	A4		6	7	7	7	7
		S2F 2	D5	1					
		S2F 1	A4		12	11	11	11	11
		S2F 1	D5	3					
		P2V 5F	A4		7	7	6	6	6
		P2V 5F	D5	1					
		P2V 5F	ER	1					
		R5D 2 3	A4			2	2	2	2
		R5D 3	A4		1				
		R5D 4R	A4		1	1	1	1	1
		TV 2	A4		6	5	5	5	5
		SNB 5	A4		1	1	1	1	1
		SNB 5P	A4		1	1	1	1	1
		HSS 1	A4		3	3	3	3	1
		HSS 1N	A4						4
				7*	66*	62	61	61	63
NAS NART	OLATHE	F9F 8	A4		7				
		F9F 8B	A4		9	13	13	13	13
		P2V 6	A4		5	4	4	4	4
		P2V 6	D5	1					
		R5D 2 3	A4			2	2	2	2
		R5D 3	A4		2				
		R5D 4R	A4		1	1	1	1	1
		TV 2	A4		2	3	3	3	3
		SNB 5	A4		2	2	2	2	2
				1*	28*	25	25	25	25
NAS NART	SEATTLE	AD 5	A4		11	11	11	11	10
		AD 5N	A4		4	3	3	3	3
		S2F 2	A4		3	3	3	3	3
		S2F 1	A4		8	6	6	6	6
		S2F 1	D5	1					
		P2V 5F	A4		6	5	4	4	4
		P2V 5F	X	1					
		R5D 2 3	A4			3	3	3	3
		R5D 3	A4		2				
		R5D 2	A4		1				
		R4D 8	A4		1	1	1	1	1
		SNB 5	A4		1	1	1	1	1
		T 28B	A4		2	2	2	2	2
		HSS 1	A4		2	3	3	3	2
		HSS 1N	A4						3
				2*	41*	38	37	37	38
NAS NART	SO WEYMOUTH	FJ 3	A4		5	4	4	4	4
		FJ 3	B	2					
		FJ 3M	A4		3	4	4	4	4
		FJ 3M	D5	1					
		S2F 2	A4		4	5	5	5	5
		S2F 2	B	1					
		S2F 1	A4		14	13	13	13	13
		S2F 1	B	1					
		S2F 1	D5	2					
		P2V 5F	A4		5	5	4	4	4
		P2V 5F	D5	1					
		R5D 2 3	A4			3	3	3	3
		R5D 2	A4		2				
		TV 2	A4		2	2	2	2	2
		SNB 5	A4		2	2	2	2	2
		HSS 1	A4		3	3	3	3	1
		HSS 1N	A4					2	4
				8*	40*	41	40	42	42
NAS NART	WILLOW GROVE	FJ 3	A4		11	11	11	11	11
		FJ 3	D5	1					
		FJ 3M	A4		2	4	4	4	4
		FJ 3M	D5	2					
		S2F 2	A4		6	5	5	5	5
		S2F 2	D5	1					
		S2F 1	A4		8	13	13	13	13
		S2F 1	D5	5					
		P2V 5F	A4		6	5	5	4	4
		R5D 2 3	A4			3	3	3	3
		R5D 3	A4		2				
		R5D 2	A4		1				
		T2V 1	A4		2	2	2	2	2
		T2V 1	B	1					
		SNB 5	A4		2	1	1	1	1
		SNB 5P	A4		1	1	1	1	1
		R4D 6S	A4		1	1	1	1	1
		HUP 2	A4		6	6	6	6	3
				10*	48*	52	52	51	50
PROGRAM OPERATING				89	712	727	718	714	716
OPERATIONAL POOL					89				
TOTAL PROGRAM					801				
NON PROGRAM (INCLUDING DRONES)					–				
TOTAL INVENTORY					801				

[redacted]

[redacted]

TOTAL PROGRAM & NON-PROGRAM AIRCRAFT

TABLE 2 LOCATION OF AIRCRAFT INVENTORY AND PLANNED OPERATING ASSIGNMENTS

DECLASSIFIED

BY COMMAND AND UNIT

RDT&E UNIT	LOCATION	MODEL	INVENTORY STATUS	INVENTORY NO. ON BOARD POOL	INVENTORY NO. ON BOARD OPERATING	PLANNED OPERATING ASSIGNMENTS 31 MAR 1961	30 JUN 1961	30 SEP 1961	31 DEC 1961
RDT&E AIRCRAFT									
		F8U 2	A9		5	6	6	6	6
		F8U 2	T	1					
				1*	5*	6	6	6	6
		F8U 1	A9		3	6	4	2	2
		F8U 1	T	3					
				3*	3*	6	4	2	2
		F8U 1E	A9		1				
				*	1*				
		F11F 1	A9		3	6	6	4	4
		F11F 1	D5	2					
		F11F 1	T	1					
		F11F 1	U	1					
				4*	3*	6	6	4	4
		F9F 8	A9		2				
				*	2*				
		F2H 2	T	1					
				1*	*				
		FJ 4	A9		3	4	5	5	
		FJ 4	T	1					
				1*	3*	4	5	5	
		FJ 3	A9		1	3	2	2	
		FJ 3	D5	1					
				1*	1*	3	2	2	
		F8U 2N	A9			1	2	4	4
		F8U 2N	T	3					
				3*	*	1	2	4	4
		F3H 2	A9		6	8	8	8	8
		F3H 2	D5	1					
		F3H 2	T	2					
				3*	6*	8	8	8	8
		F3H 2N	A9		3	1	1	1	
		F3H 2N	T	1					
				1*	3*	1	1	1	
		F4H 1	A9		2	1	2	3	4
		F4H 1	T	10					
		F4H 1	U	2					
				12*	2*	1	2	3	4
		F3D 2	A9			2	2	2	2
		F3D 2	T	2					
				2*	*	2	2	2	2
		F3D 2N	T	1					
				1*	*				
		F3D 1	T	1					
		F3D 1	N	1					
				2*	*				
		F4D 1	A9		9	11	11	11	11
		F4D 1	D5	1					
		F4D 1	T	1					
				2*	9*	11	11	11	11
		F8U 1P	A9		1	3	3	3	3
		F8U 1P	T	1					
				1*	1*	3	3	3	3
		F9F 8P	A9		1	1	1	1	1
		F9F 8P	T	1					
				1*	1*	1	1	1	1
		FJ 3D2	A9		3	3	3	3	3
		FJ 3D2	D5	1					
				1*	3*	3	3	3	3
		A4D 2	A9		4	4	4	4	4
		A4D 2	T	1					
				1*	4*	4	4	4	4
		A4D 2N	A9		7	5	5	5	5
		A4D 2N	T	3					
				3*	7*	5	5	5	5
		A4D 1	A9		6	4	4	4	4
		A4D 1	G6	1					
				1*	6*	4	4	4	4
		FJ 4B	A9		5	4	4	4	4
		FJ 4B	D5	1					
				1*	5*	4	4	4	4
		F9F 8B	A9		2				
		F9F 8B	T	1					
				1*	2*				
		A3D 2P	D5	1					
		A3D 2P	T	2					
				3*	*				

RDT&E UNIT	LOCATION	MODEL	INVENTORY STATUS	INVENTORY NO. ON BOARD POOL	INVENTORY NO. ON BOARD OPERATING	PLANNED OPERATING ASSIGNMENTS 31 MAR 1961	30 JUN 1961	30 SEP 1961	31 DEC 1961
		A3D 1P	A9		1				
				*	1*				
		A3D 2Q	A9		1				
		A3D 2Q	T	1					
				1*	1*				
		A3D 1Q	A9		2				
				*	2*				
		A3J 1	A9		1	1	1	1	1
		A3J 1	T	10					
				10*	1*	1	1	1	1
		A3D 2	A9			3	3	3	3
		A3D 2	T	3					
				1*	*	3	3	3	3
		A3D 1	A9		3	2	2	2	2
		A3D 1	D5	1					
		A3D 1	T	1					
				2*	3*	2	2	2	2
		A2F 1	T	4					
				4*	*				
		AD 6	A9		1	2	2	2	2
				*	1*	2	2	2	2
		AD 5	A9		1	2	2	2	2
		AD 5	C	1					
				1*	1*	2	2	2	2
		AD 5N	A9		4	5	5	5	5
				*	4*	5	5	5	5
		AD 5Q	A9			1	1	1	1
				*	*	1	1	1	1
		W2F 1	T	2					
				2*	*				
		WF 2	A9		1	2	2	2	2
		WF 2	T	1					
				1*	1*	2	2	2	2
		AD 5W	A9			2	2	2	2
				*	*	2	2	2	2
		AJ 1	T	1					
				1*	*				
		S2F 3	A9		3	2	2	2	2
		S2F 3	T	4					
				4*	3*	2	2	2	2
		S2F 1	A9		4	2	2	2	2
		S2F 1	T	1					
				1*	4*	2	2	2	2
		P2V 7	A9		2	2	2	2	2
				*	2*	2	2	2	2
		P2V 7S	T	1					
				1*	*				
		P2V 6M	D5	1					
				1*	*				
		P2V 5F	A9		5	5	5	6	6
				*	5*	5	5	6	6
		P2V 5FS	A9		2	2	2	2	2
		P2V 5FS	T	1					
				1*	2*	2	2	2	2
		P2V 4	A9		2	2	2	1	1
				*	2*	2	2	1	1
		P2V 5FD	A9		1	1	1	1	1
				*	1*	1	1	1	1
		WV 2	A9		5	6	6	6	6
		WV 2	G5	1					
				1*	5*	6	6	6	6
		WV 2E	A9		1				
				*	1*				
		R5D 2 3	A9			2	2	2	2
				*	*	2	2	2	2
		R5D 3	A9		1				
				*	1*				
		R5D 2	A9		1				
				*	1*				
		R5D 4R	A9		1	1	1	1	1
				*	1*	1	1	1	1
		R4D 8	A9		1	1	1	1	1
				*	1*	1	1	1	1

[redacted]

[redacted]

DECLASSIFIED

TOTAL PROGRAM & NON-PROGRAM AIRCRAFT

TABLE 2

LOCATION OF AIRCRAFT INVENTORY AND PLANNED OPERATING ASSIGNMENTS

BY COMMAND AND UNIT

RDT&E UNIT	LOCATION	MODEL	INVENTORY STATUS	INVENTORY NO. ON BOARD POOL	INVENTORY NO. ON BOARD OPERATING	PLANNED OPERATING ASSIGNMENTS 31 MAR 1961	PLANNED OPERATING ASSIGNMENTS 30 JUN 1961	PLANNED OPERATING ASSIGNMENTS 30 SEP 1961	PLANNED OPERATING ASSIGNMENTS 31 DEC 1961
		R4D 5 6	A9	*	*	2 2	2 2	2 2	2 2
		R4D 6	A9		1				
		R4D 6	U	2 2*	1*				
		R4D 5	A9		2				
		R4D 5	U	1 1*	2*				
		R4D 6R	T	1 1*	*				
		R4Y 1	A9	*	3 3*	3 3	3 3	3 3	3 3
		TF 1	A9		1	1	1	1	1
		TF 1	T	2 2*	1*	1	1	1	1
		GV 1	T	1 1*	*				
		UF 1	A9	*	1 1*	1 1	1 1	1 1	1 1
		JD 1	A9	*	1 1*	1 1	1 1	1 1	1 1
		JD 1D	A9	*	*	3 3	1 1	1 1	1 1
		T2J 1	A9		3	1	1	1	1
		T2J 1	T	2 2*	3*	1	1	1	1
		T2V 1	A9		7	7	7	7	6
		T2V 1	T	1 1*	7*	7	7	7	6
		F9F 8T	A9		5	5	5	5	5
		F9F 8T	T	1 1*	5*	5	5	5	5
		F3D 2T2	A9	*	4 4*	2 2	2 2	2 2	2 2
		T 34B	A9	*	2 2*	2 2	2 2	2 2	2 2
		T 28B	A9		3	3	3	3	3
		T 28B	T	1 1*	3*	3	3	3	3
		R4D 5S	T	1 1*	*				
		T 28BD	A9	*	3 3*	2 2	2 2	2 2	2 2
		HSS 2	T	10 10*	*				
		HSS 1	A9		1				
		HSS 1	T	5 5*	1*				
		HSS 1N	A9	*	3 3*				
		HOK 1	T	1 1*	*				
		HR& 3	A9	*	1 1*	1 1	1 1	1 1	1 1
		HU2K 1	A9					1	1
		HU2K 1	T	8 8*	*			1	1
		HUS 1A	A9	*	1 1*	1 1	1 1	1 1	1 1
		HUP 2	A9			1			
		HUP 2	T	1 1*	*	1			
		HTK 1	T	2 2*	*				
		HTL 7	T	1 1*	*				
		ZS2G 1	A9	*	1 1*	1 1	1 1		
		ZPG 2	A9	*	2 2*	2 2	2 2	3 3	3 3
		Y/F8U 1	A9	*	2 2*				
		Y/F11F 1	A9	*	1 1*				
		Y/FJ 4	A9	*	1 1*				
		Y/F8U 2N	A9	*	6 6*				
		Y/F3D 2M	A9	*	1 1*				
		Y/F4D 1	A9	*	2 2*				
		Y/A4D 2	A9		2				
		Y/A4D 2	D5	1 1*	2*				
		Y/A4D 1	A9		1				
		Y/A4D 1	D5	1 1*	1*				
		Y/FJ 4B	A9	*	1 1*				
		Y/A3D 1	A9	*	1 1*				
		Y/S2F 1	A9	*	1 1*				
		Y/PBM5S2	A9	*	1 1*				
		Y/T2J 1	A9	*	2 2*				
		Y/TV 2	A9	*	1 1*				
		Y/F9F 8T	A9		1				
		Y/F9F 8T	D5	1 1*	1*				
		Y/T 34B	A9	*	1 1*				
		Y/HSS 1	A9	*	1 1*				
		Y/HUL 1	A9	*	1 1*				
		YF8U 2N	A9	*	4 4*				
		YF4H 1	A9	*	7 7*				
		YA3J 1	A9	*	4 4*				
		YS2F 3	A9	*	1 1*				
		YGV 1	A9	*	3 3*				
		YHSS 2	A9	*	6 6*				
		F9F 6K2	A9	*	13 13*				
		F9F 6K	A9	*	13 13*				
		F6F 5K	A9	*	5 5*				
		PROGRAM OPERATING			[redacted] 156	158	155	155	147
		OPERATIONAL POOL			13				
		TOTAL PROGRAM			169				
		NON PROGRAM (INCLUDING DRONES)			196				
		TOTAL INVENTORY			365				

[redacted]

DECLASSIFIED

TOTAL PROGRAM & NON-PROGRAM AIRCRAFT

TABLE 2

LOCATION OF AIRCRAFT INVENTORY AND PLANNED OPERATING ASSIGNMENTS

BY COMMAND AND UNIT

[redacted]
DECLASSIFIED

Feb 1961

RDT&E UNIT	LOCATION	MODEL	INVENTORY: STATUS	INVENTORY: NO. ON BOARD: POOL	INVENTORY: NO. ON BOARD: OPERATING	PLANNED OPERATING ASSIGNMENTS: 31 MAR 1961	30 JUN 1961	30 SEP 1961	31 DEC 1961
RDT&E AIRCRAFT									
NAS RDT&E	ANACOSTIA	R5D 4R	A9		1				
		Y/S2F 1	A9		1				
				*	2*				
BWR	WALTHAM	F3H 2N	T	1					
		F3D 2	T	1					
		F3D 2M	T	1					
		F3D 1	U	1					
		F4D 1	T	1					
		R4D 5S	T	1					
				6*	*				
ONR	BOSTON	R4D 6R	T	1					
				1*	*				
NASA	CLEVELAND	R4D 6	U	1					
				1*	*				
NLO	EDWARDS AFB	F4H 1	U	2					
		R4D 5	U	1					
				3*	*				
NPF	EL CENTRO	A4D 1	A9		2				
		AD 5N	A9		1				
		P2V 4	A9		1				
		R4D 5	A9		1				
		T2V 1	A9		1				
		F9F 8T	A9		2				
		Y/TV 2	A9		1				
				*	9*				
NAF RDT&E	CHINA LAKE	F8U 1	A9		1				
		FJ 4	A9		1				
		F4D 1	A9		1				
		FJ 3D2	A9		3				
		FJ 3D2	D5	1					
		A4D 2	A9		2				
		A4D 2N	A9		1				
		A4D 1	A9		1				
		A4D 1	G6	1					
		FJ 4B	A9		2				
		AD 5N	A9		1				
		S2F 3	A9		1				
		P2V 4	A9		1				
		P2V 5FD	A9		1				
		F3D 2T2	A9		3				
		T 28BD	A9		3				
		Y/F8U 1	A9		2				
		Y/F8U 2N	A9		1				
		Y/A4D 1	D5	1					
		F9F 6K2	A9		15				
		F9F 6K	A9		10				
		F6F 5K	A9		4				
				3*	52*				
NASWF	KIRTLAND AFB	F3H 2	A9		1				
		F3H 2	D5	1					
		A4D 2N	A9		1				
		FJ 4B	A9		1				
		A3J 1	A9		1				
		A3D 1	D5	1					
		AD 6	A9		1				
		S2F 1	A9		1				
		T2V 1	A9		1				
		F9F 8T	A9		1				
		Y/HUL 1	A9		1				
		YF4H 1	A9		1				
				2*	10*				
NADC	JOHNSVILLE	F8U 1P	A9		1				
		F9F 8P	A9		1				
		A4D 2N	A9		1				
		F9F 8B	A9		1				
		RDB 1F	A9		1				
		WF 2	A9		1				
		S2F 3	A9		1				
		P2V 7	A9		2				
		P2V 5F	A9		1				
		WV 2	A9		1				
		R4D 8	A9		1				
		R4Y 1	A9		1				
		HSS 1N	A9		1				
		Y/F9F 8T	D5	1					
		Y/HSS 1	A9		1				
		F9F 6K	A9		3				
		F6F 5K	A9		1				
				1*	19*				
NATFSI	LAKEHURST	F8U 1	A9		1				
		F11F 1	A9		1				
		FJ 4	A9		1				
		F3H 2N	A9		1				
		F4D 1	A9		1				
		AD 5N	A9		1				
		Y/A4D 1	A9		1				
				*	7*				
NAS	LAKEHURST	ZS2G 1	A9		1				
		ZPG 2	A9		1				
				*	2*				
NASA	LANGLEY FLD	F11F 1	U	1					
				1*	*				
NASA	MOFFETT FLD	R4D 6	U	1					
				1*	*				
MINEDEFDEVU	PANAMA CITY	HSS 1	A9		1				
				*	1*				
NAMC	PHILADELPHIA	AD 5N	A9		1				
		T2J 1	A9		1				
		Y/T 34B	A9		1				
				*	3*				
NATC RDT&E	PTXNT RIVER	F8U 2	A9		5				
		F8U 1	A9		1				
		F8U 1E	A9		1				
		F11F 1	A9		2				
		F11F 1	D5	2					
		F9F 8	A9		2				
		FJ 4	A9		1				
		FJ 3	A9		1				
		FJ 3	D5	1					
		F3H 2	A9		3				
		F3H 2N	A9		2				
		F4D 1	A9		3				
		F4D 1	D5	1					
		A4D 2	A9		2				
		A4D 2N	A9		2				
		A4D 1	A9		1				
		FJ 4B	A9		2				
		FJ 4B	D5	1					
		F9F 8B	A9		1				
		A3D 2P	D5	1					
		A3D 2Q	A9		1				
		A3D 1Q	A9		1				
		A3D 1	A9		1				
		AD 5	A9		1				
		AD 5	C	1					
		J2F 5	A9		1				
		S2F 1	A9		1				
		P2V 5F	A9		2				
		WV 2	A9		1				
		WV 2	G5	1					
		R5D 3	A9		1				
		R5D 2	A9		1				
		R4D 6	A9		1				
		R4D 5	A9		1				
		R4Y 1	A9		1				
		TF 1	A9		1				
		UF 1	A9		1				
		T2J 1	A9		2				
		T2V 1	A9		5				
		F9F 8T	A9		2				
		T 28B	A9		3				
		HSS 1N	A9		2				
		HRS 3	A9		1				
		HUS 1A	A9		1				
		Y/F11F 1	A9		1				
		Y/FJ 4	A9		1				
		Y/F8U 2N	A9		5				
		Y/F4D 1	A9		2				
		Y/A4D 2	A9		1				
		Y/A4D 2	D5	1					
		Y/FJ 4B	A9		1				
		Y/PBM3S2	A9		1				
		Y/T2J 1	A9		2				
		Y/F9F 8T	A9		1				
		YF8U 2N	A9		4				
		YF4H 1	A9		5				
		YA3J 1	A9		4				
		YS2F 3	A9		1				
		YGV 1	A9		3				
		YHSS 2	A9		6				
				9*	99*				
USNMC RDT&E	POINT MUGU	F3H 2	A9		2				
		F3H 2	T	2					
		F4H 1	A9		2				
		F4H 1	T	1					
		F4D 1	A9		2				
		A4D 2N	A9		1				
		A4D 1	A9		1				
		A3D 1Q	A9		1				
		A3D 1	A9		2				
		P2V 6M	D5	1					
		WV 2E	A9		1				
		R4Y 1	A9		1				
		Y/F3D 2M	A9		1				
		Y/A4D 2	A9		1				
		Y/A3D 1	A9		1				
		YF4H 1	A9		1				
				4*	17*				

[redacted]
DECLASSIFIED

[redacted]

DECLASSIFIED

TOTAL PROGRAM & NON-PROGRAM AIRCRAFT

TABLE 2 LOCATION OF AIRCRAFT INVENTORY AND PLANNED OPERATING ASSIGNMENTS

BY COMMAND AND UNIT

RDT&E UNIT	LOCATION	MODEL	STATUS	INVENTORY NO. ON BOARD POOL	INVENTORY NO. ON BOARD OPERATING	PLANNED OPERATING ASSIGNMENTS 31 MAR 1961	30 JUN 1961	30 SEP 1961	31 DEC 1961
MCAS AES 12	QUANTICO	T 34B	A9		2				
				*	2*				
NATU	QUONSET PNT	A4D 1	A9		1				
		S2F 1	A9		1				
		P2V 5F	A9		1				
				*	3*				
INSMAT	SCHENECTADY	HSS 1	T	1					
				1*	*				
NADU	SO WEYMOUTH	F4D 1	A9		2				
		S2F 1	A9		1				
		P2V 5F	A9		1				
		P2V 5FS	A9		2				
		WV 2	A9		3				
		JD 1	A9		1				
		F3D 2T2	A9		1				
		ZPG 2	A9		1				
				*	12*				
BUREAU OF NAVAL WEAPONS REPRESENTATIVES									
BWR RDT&E	BALTIMORE	F2H 2	T	1					
		F3D 2	T	1					
		F8U 1P	T	1					
		A3D 2P	T	1					
				4*	*				
BWR RDT&E	BETHPAGE	F11F 1	T	1					
		F9F 8B	T	1					
		A3D 1	T	1					
		A2F 1	T	4					
		W2F 1	T	2					
		WF 2	T	1					
		S2F 3	T	4					
		S2F 1	T	1					
		TF 1	T	2					
		F9F 8T	T	1					
		T 28B	T	1					
				19*	*				
BWR RDT&E	BLOOMFIELD	HOK 1	T	1					
		HU2K 1	T	8					
		HTK 1	T	2					
				11*	*				
BWR RDT&E	BUFFALO	F3D 1	T	1					
				1*	*				
BWR RDT&E	BURBANK	P2V 7S	T	1					
		P2V 5FS	T	1					
		T2V 1	T	1					
				3*	*				
BWR RDT&E	COLUMBUS	FJ 4	T	1					
		F9F 8P	T	1					
		A3J 1	T	10					
		AJ 1	T	1					
		GV 1	T	1					
		T2J 1	T	2					
				16*	*				
BWR RDT&E	DALLAS	F8U 2	T	1					
		F8U 1	T	3					
		F8U 2N	T	3					
				7*	*				
BWR RDT&E	EST HARTFORD	HSS 2	T	10					
		HSS 1	T	4					
				14*	*				
BWR RDT&E	EL SEGUNDO	A4D 2	T	1					
		A4D 2N	A9		1				
		A4D 2N	T	3					
		A3D 2P	T	1					
		A3D 2Q	T	1					
		A3D 2	T	1					
				7*	1*				
BWR RDT&E	FORT WORTH	HTL 7	T	1					
				1*	*				
BWR RDT&E	MORTON	HUP 2	T	1					
				1*	*				
BWR RDT&E	ST LOUIS	F4H 1	T	9					
				9*	*				
PROGRAM OPERATING					156	158	155	155	147
OPERATIONAL POOL					13				
TOTAL PROGRAM					169				
NON PROGRAM (INCLUDING DRONES)					196				
TOTAL INVENTORY					365				

[redacted]

DECLASSIFIED

[redacted]

TOTAL PROGRAM & NON-PROGRAM AIRCRAFT

TABLE 2

LOCATION OF AIRCRAFT INVENTORY AND PLANNED OPERATING ASSIGNMENTS

BY COMMAND AND UNIT

BUWEPS FR UNIT	LOCATION	MODEL	INVENTORY STATUS	INVENTORY NO. ON BOARD POOL	INVENTORY NO. ON BOARD OPERATING	PLANNED OPERATING ASSIGNMENTS 31 MAR 1961	PLANNED OPERATING ASSIGNMENTS 30 JUN 1961	PLANNED OPERATING ASSIGNMENTS 30 SEP 1961	PLANNED OPERATING ASSIGNMENTS 31 DEC 1961
OVERHAUL & REPAIR ACTIVITIES									
O&R BUWEPS FR	ALAMEDA	F11F 1	EA	3					
		FJ 4	EA	1					
		FJ 4	EE	6					
		FJ 4	Y	1					
		FJ 3M	EA	8					
		F3H 2	B	1					
		F3H 2	FE	2					
		FJ 3D	EE	7					
		FJ 3D	Y	1					
		FJ 3D2	Y	1					
		F9F 5KD	B	2					
		F9F 5KD	EJ	1					
		F3D 2Q	B	1					
		A4D 2N	D1	1					
		A4D 2N	EA	1					
		FJ 4B	EA	1					
		FJ 4B	Y	1					
		A3D 2Q	G7	1					
		AD 6	EA	6					
		AD 6	ER	1					
		AD 6	E1	1					
		AD 6	R	7					
		AD 5N	EA	1					
		AD 5N	NX	1					
		AD 5W	EJ	4					
		AD 5W	F1	1					
		AD 5W	NX	1					
		AD 5W	Y	1					
		P2V 7	B	1					
		P2V 7	DE	1					
		P2V 7	D5	2					
		P2V 7S	B	2					
		P2V 6M	E5	4					
		P2V 6TX	E5	1					
		P2V 5F	B	5					
		P2V 5F	DE	4					
		P2V 5F	D5	10					
		P2V 5F	E5	10					
		P2V 5FS	B	1					
		R4D 6	B1	1					
		UF 1	NX	2					
		JD 1	Y	1					
		TV 2D	P4	2					
		SNB 5	P4	2					
		HRS 3	P4	1					
		[illegible]	[illegible]	11[illegible]*		*			
O&R BUWEPS FR	CHERRY POINT	F9H 2M	P3	2					
		F3H 2M	Y	2					
		FJ 4	D5	1					
		FJ 4	EA	1					
		FJ 3	EA	3					
		FJ 3	E5	9					
		FJ 3	Y	1					
		FJ 3M	EA	8					
		FJ 3M	EE	1					
		FJ 3M	NX	26					
		FJ 3M	Y	2					
		F2H 4	EN	1					
		F2H 4	NX	3					
		F2H 3	NX	4					
		F2H 3	Y	1					
		F3H 2	B	2					
		F3H 2	D1	2					
		F3H 2	EA	2					
		F3H 2X	D7	2					
		F3H 2N	P3	1					
		F3H 2N	Y	2					
		FJ 3D	E5	3					
		OE 2	D1	1					
		OE 2	E1	1					
		OE 1	E1	2					
		R4Q 2	B	2					
		R4Q 2	D5	6					
		R4Q 2	E5	1					
				92*		*			
O&R BUWEPS FR	JACKSONVILLE	F4D 1	B	2					
		F4D 1	D5	4					
		F4D 1	EA	3					
		F4D 1	EE	5					
		F4D 1	NX	1					
		F4D 1	Y	1					
		A4D 2	EJ	1					
		A4D 2	ER	3					
		A3D 2	D1	1					
		A3D 2	D5	1					
		HSS 1	D1	3					
		HSS 1	D4	6					
		HSS 1	EA	2					
		HSS 1	E1	7					
		HSS 1	E4	1					
		HSS 1N	B	1					
		HSS 1N	D1	1					
		HSS 1N	E1	3					
		HOK 1	D1	1					
		HOK 1	EA	1					
		HOK 1	E1	14					
		HOK 1	G7	2					
		HO4S 3	E1	9					
		HRS 3	E1	7					
		HRS 3	WB	3					
		HRS 3	Y	1					
		HUS 1	D1	5					
		HUS 1	EA	2					
		HUS 1	E1	2					
		HR2S 1	D1	8					
		HR2S 1	EA	1					
		HR2S 1	E1	1					
		HUK 1	D1	1					
		HUK 1	EA	1					
		HUK 1	E1	4					
		HUS 1A	D1	1					
		HUS 1A	EA	1					
		HUL 1	D1	1					
		HUL 1	E1	1					
		HUP 2	D1	3					
		HUP 2	EA	1					
		HUP 2	E1	5					
		HTL 7	D1	4					
		HTL 7	E1	2					
		HTL 6	D1	1					
		HTL 6	EA	1					
		HTL 6	E1	10					
				140*		*			
O&R BUWEPS FR	LAKEHURST	HSS 1	G5	1					
		ZPG 2	B1	1					
		ZPG 2	MW	1					
		ZPG 2	NX	2					
		ZPG 3W	G7	1					
		ZPG 2W	MX	1					
				7*		*			
O&R BUWEPS FR	NORFOLK	F8U 2	DA	1					
		F8U 2	D1	2					
		F8U 2	EA	2					
		F8U 1	B	1					
		F8U 1	D5	1					
		F8U 1	EA	1					
		F8U 1	EE	2					
		F8U 1E	B	1					
		F8U 1E	D1	1					
		F8U 1E	Y	3					
		F11F 1	E5	3					
		F11F 1	Y	5					
		F9F 8	E1	1					
		F9F 8	PC	29					
		F2H 4	Y	1					
		F3H 2	EV	1					
		F3H 2	Y	1					
		F8U 1P	G7	1					
		F9F 6D	PC	1					
		F9F 5KD	D1	2					
		A4D 2	EV	1					
		F9F 8B	D1	7					
		F9F 8B	EA	1					
		F9F 8B	E1	2					
		F9F 8B	G5	1					
		F9F 8B	MW	1					
		A3D 2	EV	2					
		A3D 2	FE	1					
		AD 6	ER	1					
		AD 5Q	Y	1					
		S2F 1	ER	1					
		S2F 1	R	4					
		P5M 2	MX	1					
		P5M 1	EJ	1					
		P5M 1	MX	19					
		JD 1	DA	1					
		JD 1	D1	3					
		JD 1	E1	1					
		JD 1D	MX	1					
		F9F 8T	EE	2					
		SNJ 6	R	1					
		HSS 1	ER	1					
		HTL 4	MW	2					
		F9F 6K2	C*	2					
		F9F 6K2	HG	3					
		F9F 6K2	MZ	9					
		F9F 6K2X	D4	3					
		F9F 6K2X	E4	23					
		F9F 6K	B3	1					
		F9F 6K	MZ	40					
		F9F 6KX	E4	7					
		F9F 6KX	MW	57					
				261*		*			
O&R BUWEPS FR	PENSACOLA	WF 2	D5	1					
		S2F 2	EE	1					
		S2F 1X	D5	2					
		S2F 1X	EE	1					
		S2F 1	DE	1					
		S2F 1T	DE	1					
		S2F 1T	D5	1					
		S2F 1TX	DE	1					
		S2F 1TX	D1	1					
		P5M 2	G4	2					
		P5M 2	H4	1					
		P5M 1	G4	1					
		P5M 1	H4	1					

[redacted]

TOTAL PROGRAM & NON-PROGRAM AIRCRAFT

TABLE 2

LOCATION OF AIRCRAFT INVENTORY AND PLANNED OPERATING ASSIGNMENTS

DECLASSIFIED

BY COMMAND AND UNIT

BUWEPS FR UNIT	LOCATION	MODEL	STATUS	INVENTORY NO. ON BOARD POOL	INVENTORY NO. ON BOARD OPERATING	PLANNED OPERATING ASSIGNMENTS 31 MAR 1961	30 JUN 1961	30 SEP 1961	31 DEC 1961
		UF 2	D1	1					
		UF 2	EA	1					
		UF 1	DA	1					
		UF 1	D1	5					
		UF 1	E1	1					
		T2J 1	B	5					
		T2J 1	DD	2					
		T2J 1	EA	1					
		T2J 1	G7	1					
		T2J 1	H7	28					
		SNB 5	B	1					
		SNB 5	C	1					
		SNB 5	DA	1					
		SNB 5	D1	18					
		SNB 5	EA	1					
		SNB 5	E1	26					
		SNB 5P	EA	1					
		SNB 5P	E1	1					
		T 34B	B	2					
		T 34B	D1	8					
		T 34B	E1	17					
		T 34B	MW	131					
		T 28B	B	9					
		T 28B	C	1					
		T 28B	D1	27					
		T 28B	E1	24					
		T 28C	B	1					
		T 28C	D1	3					
		T 28C	EA	1					
		T 28C	E1	7					
		HTL 6	B	1					
		HTL 6	EJ	2					
				341*	*				
O&R BUWEPS FR	QUONSET PNT	A4D 2	D1	1					
		A4D 2	EA	1					
		A4D 2N	D1	1					
		A4D 1	EA	1					
		AD 7	D1	5					
		AD 7	E1	4					
		AD 6	B	4					
		AD 6	C	1					
		AD 6	DA	2					
		AD 6	D1	35					
		AD 6	EA	6					
		AD 6	E1	35					
		AD 6	G7	2					
		AD 6	RE	2					
		AD 5	DA	1					
		AD 5	D1	3					
		AD 5	G7	1					
		AD 5	WB	1					
		AD 5N	D1	2					
		AD 5Q	B	1					
		AD 5Q	D1	6					
		AD 5Q	EA	1					
		AD 5Q	E1	1					
		AD 5W	DA	3					
		AD 5W	D1	8					
		AD 5W	EA	3					
		AD 5W	E1	7					
		AD 5W	G7	1					
		F3D 2T2	NX	2					
		HSS 1	Y	1					
		HUP 2	FA	1					
		HUP 2	WB	1					
				144*	*				
O&R BUWEPS FR	SAN DIEGO	F8U 2	D1	1					
		F8U 1	B	1					
		F8U 1	D1	2					
		F8U 1	EA	2					
		F8U 1E	D1	1					
		F11F 1	Y	1					
		F3H 2M	P3	3					
		F2H 4	MY	2					
		F2H 4	NX	1					
		F2H 3	P4	1					
		F3H 2	B	1					
		F3H 2	C	1					
		F3H 2	D1	1					
		F3H 2	EA	1					
		F3H 2	E7	1					
		F3H 2	NX	1					
		F3H 2X	D7	6					
		F3H 2X	E7	1					
		F3D 2M	MX	1					
		F4D 1	EE	1					
		F4D 1	E5	4					
		F4D 1	MX	2					
		F4D 1	NX	1					
		F8U 1P	MX	1					
		F8U 1P	NX	4					
		F3D 2Q	B	1					
		F3D 2Q	D1	1					
		F3D 2Q	E1	1					
		F3D 2QX	DD	1					
		F3D 2QX	D4	2					
		F9F 8B	EU	1					
		AD 6	EJ	1					
		AD 6	NX	2					
		AD 5	WB	1					
		WF 2	D1	1					
		S2F 1	DE	1					
		S2F 1	E5	2					
		S2F 1	HF	1					
		P5M 1	H5	1					
		P5M 1	MX	35					
		P5M 1SX	GB	18					
		R4D 8	B	1					
		TF 1	D1	1					
		UF 1	ER	2					
		TV 2	EJ	1					
		TV 2	EU	7					
		F3D 2T2	B	1					
		F3D 2T2	G7	1					
		TV 2D	EU	1					
		HSS 1	D1	6					
		HSS 1	EA	1					
		HSS 1N	DA	1					
		HSS 1N	D1	3					
		HSS 1N	E1	1					
		HSS 1NX	D4	1					
		HOK 1	EJ	1					
		HO4S 3	E1	1					
		HRS 3	EA	4					
		HRS 3	WB	1					
		HRS 3	WD	1					
		HUS 1	B	5					
		HUS 1	D1	9					
		HUS 1A	D1	1					
		HUP 2	WD	1					
		HUP 2	WE	1					
		YF2Y 1	P3	1					
				154*	*				
O&R BUWEPS FR	TULSA	TV 2	B	1					
		TV 2	D1	10					
				11*	*				
BUREAU OF NAVAL WEAPONS REPRESENTATIVES									
BWR FR	BALTIMORE	P5M 2S	B	5					
		P5M 2SX	D1	14					
				19*	*				
BWR FR	BETHPAGE	A2F 1	V	1					
		WF 2	V	3					
		S2F 3	G5	2					
		S2F 3	V	5					
		S2F 1	R	6					
		UF 2	R	2					
				19*	*				
BWRR FR	BLOOMFIELD	HU2K 1	V	7					
				7*	*				
BWR FR	BURBANK	P2V 7S	B	2					
		P2V 7S	C	1					
		P2V 7SX	G5	12					
		P2V 5FS	B	2					
		P2V 5FS	C	1					
		P2V 5FSX	G5	23					
		WV 2	G5	1					
		R4D 8	B	3					
		R4D 8	D1	4					
				49*	*				
BWR FR	COLUMBUS	T2J 1	B	4					
		T2J 1	C	2					
		T2J 1	G5	2					
		T2J 1	G6	2					
				10*	*				
BWR FR	DALLAS	F8U 2	D5	1					
		F8U 1	B	4					
		FJ 3M	Y	1					
		F8U 2N	B	9					
		F8U 2N	B3	3					
		R5D 5	D3	2					
		R5D 3	B	1					
		R5D 3	D3	4					
		R5D 2	B	1					
		R5D 2	D3	7					
		R5D 4R	D3	2					
		R5D 1Z	D3	1					
		R4D 8	D1	6					
		R4D 6	D1	6					
		R4D 5	D1	1					
		R4D 8Z	D1	1					
		R4D 7	D1	1					
		HUP 3	B	3					
		HUP 3	D4	6					
				60*	*				
BWR FR	EL SEGUNDO	A4D 2N	C	7					
		A3D 2P	G5	1					
		A3D 2	G5	1					
				9*	*				
BWR FR	EST HARTFORD	HSS 2	EA	1					
		HSS 2	V	19					
		HSS 1N	B3	1					
		HSS 1N	V	26					
		HUS 1	V	9					
		HR2S 1	V	1					
				57*	*				

DECLASSIFIED

[redacted]

TOTAL PROGRAM & NON-PROGRAM AIRCRAFT

TABLE 2 LOCATION OF AIRCRAFT INVENTORY AND PLANNED OPERATING ASSIGNMENTS

BY COMMAND AND UNIT

BUWEPS FR UNIT	LOCATION	MODEL	INVENTORY STATUS	INVENTORY NO. ON BOARD POOL	INVENTORY NO. ON BOARD OPERATING	PLANNED OPERATING ASSIGNMENTS 31 MAR 1961	30 JUN 1961	30 SEP 1961	31 DEC 1961
BWR FR	MARIETTA	GV 1	V	3					
				3*	*				
BWR FR	MORTON	HUP 3	D4	2					
				2*	*				
BWR FR	ONTARIO	R4D 6S	B	1					
				1*	*				
BWR FR	ST LOUIS	F4H 1	B	5					
				5*	*				
BWR FR	W PALM BEACH	R6D 1	D3	3					
		R4Y 1	D3	4					
				7*	*				
MISCELLANEOUS BUWEPS ACTIVITIES									
POOL BUWEPS FR	CRPS CHRISTI	FJ 3	Y	1					
		P2V 5FD	EN	1					
		P5M 1S	Y	1					
				3*	*				
POOL BUWEPS FR	MEMPHIS	A3D 2	HF	1					
				1*	*				
POOL BUWEPS FR	OCEANA	A3D 2	HF	1					
				1*	*				
POOL BUWEPS FR	QUANTICO	HUS 1	U	1					
				1*	*				
POOL BUWEPS FR	SO WEYMOUTH	FJ 3	Y	1					
				1*	*				
ACFT ON LOAN BUWEPS FR									
ARC RESRCH LAB		R4D 5S	U	1					
				1*	*				
ATOM ENER COMM		R4D 6R	U	1					
				1*	*				
BLATZ AIRLINES		R4D 6R	U	1					
				1*	*				
CAL AIR CHARTR		R4D 5R	U	1					
				1*	*				
CEN AIRLNE INC		R4D 6R	U	2					
		R4D 5R	U	1					
				3*	*				
DEPT OF AGRI		SNB 5	U	1					
		R4D 6S	U	1					
				2*	*				
DEPT OF INT		R4D 6Q	U	1					
				1*	*				
DEPT OF JUSTCE		R4D 5	U	2					
				2*	*				
FED AVN AGENCY		F9F 8P	U	2					
		R4D 5	U	1					
		R4D 6R	U	16					
		R4D 5R	U	2					
		R4D 6Z	U	5					
		R4D 5Z	U	1					
		F9F 8T	U	1					
		R4D 6Q	U	3					
		R4D 5Q	U	3					
		R4D 6S	U	11					
		HR25 1	U	1					
				46*	*				
FLYING CLUB	CRPS CHRISTI	T 34B	U	1					
				1*	*				
FLYING CLUB	JOHNSVILLE	T 34B	U	1					
				1*	*				
FLYING CLUB	LAKEHURST	T 34B	U	1					
				1*	*				
FLYING CLUB	NEW ORLEANS	T 34B	U	1					
				1*	*				
FLYING CLUB	NEW RIV JAX	T 34B	U	1					
				1*	*				
FLYING CLUB	ROTA	T 34B	U	1					
				1*	*				
FLYING CLUB	WHITING FLD	T 34B	U	1					
				1*	*				
GEN ELEC CO		T 34B	U	1					
				1*	*				
LAKE CEN AIRLN		R4D 6R	U	1					
		R4D 5R	U	1					
		T 34B	U	1					
				3*	*				
NO CEN AIRLNS		R4D 6R	U	2					
				2*	*				
OZARK AIR INC		R4D 5R	U	3					
				3*	*				
TRANS TEX AIRW		R4D 5R	U	2					
				2*	*				
U S ARMY		A4D 1	U	1					
		T2V 1	U	2					
		T 28B	U	2					
		R4D 6Q	U	4					
		R4D 5Q	U	1					
		R4D 6S	U	1					
		R4D 5S	U	1					
				12*	*				
USAF		F8U 1	U	1					
		F8U 1D	U	1					
		TV 2D	U	1					
		TV 2KD	U	1					
				4*	*				

[redacted]

TOTAL PROGRAM & NON-PROGRAM AIRCRAFT

TABLE 2

LOCATION OF AIRCRAFT INVENTORY AND PLANNED OPERATING ASSIGNMENTS

DECLASSIFIED

BY COMMAND AND UNIT

BUWEPS FR UNIT	LOCATION	MODEL	INVENTORY STATUS	INVENTORY NO. ON BOARD POOL	INVENTORY NO. ON BOARD OPERATING	PLANNED OPERATING ASSIGNMENTS 31 MAR 1961	30 JUN 1961	30 SEP 1961	31 DEC 1961
STORAGE FACILITIES									
STORAGE FACLTY	LITCHFLD PRK	F8U 1	MX	2					
		F11F 1	MX	30					
		F9F 8	MX	2					
		F9F 8	P3	100					
		F9F 8	P4	6					
		F9F 7	MX	24					
		F9F 6	P3	167					
		F9F 6	P4	1					
		F3H 2M	P3	52					
		F3H 2M	P4	1					
		FJ 4	MX	1					
		FJ 3	MX	43					
		FJ 3	P4	12					
		FJ 3M	MX	11					
		F2H 4	MX	10					
		F2H 4	P4	21					
		F2H 3	MX	23					
		F2H 3	P4	27					
		F3H 2N	P3	12					
		F4D 1	MX	27					
		F8U 1P	MX	17					
		F9F 8P	I	1					
		F9F 8P	MX	45					
		F9F 6D	MX	2					
		F9F 6D	P3	14					
		F9F 6D	P4	3					
		FJ 3D	MX	3					
		A4D 1	MX	3					
		F9F 8B	MX	124					
		F9F 8B	MY	7					
		AD 6	MX	90					
		AD 6	MY	4					
		AD 5	F1	3					
		AD 5	MX	4					
		AD 5	P4	21					
		AD 5	WB	26					
		AD 5N	MX	52					
		AD 5N	P4	2					
		AD 5N	WB	18					
		AD 5Q	MX	4					
		AD 5W	MX	79					
		AD 5W	P4	2					
		AD 5W	WB	2					
		S2F 2	MX	7					
		S2F 1	MX	24					
		S2F 1T	MX	2					
		P2V 6	MX	7					
		P2V 6F	MX	1					
		P2V 6M	MX	5					
		P2V 6T	MX	5					
		P2V 4	MX	23					
		P2V 4	P4	6					
		P2V 4	WB	6					
		WV 2	MX	24					
		R4D 6	MX	7					
		R4D 5	MX	10					
		R4D 6R	MX	1					
		R4D 5R	MX	6					
		R4D 6Z	MX	1					
		UF 1	MX	18					
		UF 1T	MX	2					
		JD 1	F1	1					
		JD 1	MX	17					
		JD 1	P4	3					
		JD 1	S4	2					
		JD 1D	MX	2					
		JD 1D	P4	1					
		T2V 1	MX	57					
		TV 2	MX	236					
		TV 2	MY	1					
		TV 2	P4	1					
		F9F 8T	MX	6					
		F3D 2T2	MX	15					
		TV 2D	MX	3					
		TV 2D	P4	2					
		TV 2KD	MX	6					
		TV 2KD	P4	1					
		SNB 5	MX	199					
		SNB 5	P4	29					
		SNB 5	S4	9					
		SNB 5P	MX	9					
		T 34B	MX	12					
		T 28B	F1	3					
		T 28B	MX	45					
		T 28C	MX	95					
		SNJ 6	R	2					
		R4D 5Q	MX	1					
		R4D 6S	MX	3					
		R4D 5S	MX	7					
		T 28BD	MX	2					
		HRS 3	MX	1					
		HRS 3	P4	2					
		HRS 3	WB	3					
		HUP 2	P4	13					
		HUP 2	WB	13					
		F9F 6K	MY	16					
		P4Y 2K	MY	11					
				2078*					
NON OPERATIONAL SUPPORT				1057					
RESERVE STOCK				1712					
TOTAL PROGRAM				2769					
NON PROGRAM (INCLUDING DRONES)				920					
TOTAL INVENTORY				3689					

[redacted]

DECLASSIFIED

[redacted]

PROGRAM AIRCRAFT

TABLE 3

PROGRAM INVENTORY BY STATUS AND PLANNED OPERATING ASSIGNMENTS

BY COMMAND, CLASS AND MODEL

CLASS AND MODEL	COMMAND	TOTAL	BUWEPS FR: NON OPERATIONAL SUPPORT	BUWEPS FR: RESERVE STOCK	OPERATING COMMANDS: OPERATIONAL POOL: READY FOR ISSUE	OPERATING COMMANDS: OPERATIONAL POOL: NOT READY FOR ISSUE: UNDG. PAR & AIRLINE MAINTENANCE	OPERATING COMMANDS: OPERATIONAL POOL: NOT READY FOR ISSUE: OTHER	OPERATING COMMANDS: ON BOARD OPERATING INV.	PLANNED OPT'G. ASSIGNMENTS: 31 MAR 1961	PLANNED OPT'G. ASSIGNMENTS: 30 JUN 1961	PLANNED OPT'G. ASSIGNMENTS: 30 SEP 1961	PLANNED OPT'G. ASSIGNMENTS: 31 DEC 1961
	LANT	2208			76	111	103	1918	1955	1984	1946	1940
	PAC	2612			144	182	157	2129	2291	2278	2288	2307
	NABS	569			2	6	7	554	559	562	565	568
	NATRA	1367			9	67	37	1254	1301	1304	1308	1308
	NART	801			28	53	8	712	727	718	714	716
	RDT&E	169			1	10	2	156	158	155	155	147
	BUWPS	2769	1057	1712								
		10495	1057	1712	260	429	314	6723	6991	7001	6976	6986
FIGHTER JET	LANT	494			8	40	26	420	438	451	430	432
	PAC	712			43	81	31	557	637	637	642	650
	NABS	12				1	1	10	11	11	11	11
	NATRA	120			1	13		106	114	114	114	114
	NART	113			12	8		93	96	96	96	96
	RDT&E	49				6		43	56	56	55	48
	BUWPS	467	180	287								
		1967	180	287	64	149	58	1229	1352	1365	1348	1351
ATTACK JET	LANT	515			33	30	26	426	422	430	427	424
	PAC	611			46	64	48	453	492	468	480	487
	NATRA	81			4		1	76	84	90	94	94
	NART	119			8	2	1	108	97	97	97	97
	RDT&E	36				3	1	32	23	23	23	23
	BUWPS	174	43	131								
		1536	43	131	91	99	77	1095	1118	1108	1121	1125
ATTACK PROP	LANT	187			5	1	6	175	176	176	172	172
	PAC	213			7		11	195	196	196	196	196
	NABS	4						4	5	5	5	5
	NATRA	27						27	31	31	31	31
	NART	75			1			74	70	70	70	65
	RDT&E	8			1			7	14	14	14	14
	BUWPS	395	158	237								
		909	158	237	14	1	17	482	492	492	488	483
ANTI SUBMARINE	LANT	144			5	21	5	113	115	115	115	115
	PAC	104			3	13		88	89	89	89	89
	NABS	7				1		6	6	6	6	6
	NATRA	118			2	19	5	92	98	98	98	98
	NART	200			3	31	1	165	180	180	180	180
	RDT&E	7						7	4	4	4	4
	BUWPS	54	21	33								
		634	21	33	13	85	11	471	492	492	492	492
PATROL	LANT	202			3	9	12	178	183	188	189	189
	PAC	204			17	6	11	170	182	182	182	182
	NABS	1						1	2	2	2	2
	NATRA	13				1		12	14	20	20	20
	NART	93			2	12	3	76	73	65	57	57
	RDT&E	13				1		12	12	12	12	12
	BUWPS	212	116	96								
		738	116	96	22	29	26	449	466	469	462	462
WARNING	LANT	54			4		13	37	39	39	33	33
	PAC	44					8	36	37	37	34	34
	NABS	4					1	3	3	6	6	6
	NATRA	6					2	4	6	6	6	6
	RDT&E	7					1	6	6	6	6	6
	BUWPS	25	1	24								
		140	1	24	4		25	86	91	94	85	85
OBSERVATION	LANT	12					1	11	10	10	10	9
	PAC	25			1		2	22	21	21	21	18
	BUWPS	4	4									
		41	4		1		3	33	31	31	31	27
TRANSPORT	LANT	149			2	2	5	140	143	143	140	136
	PAC	127			3	5	5	114	113	107	103	103
	NABS	81					1	80	87	87	87	87
	NATRA	15						15	14	14	14	14
	NART	56			1		1	54	61	62	61	62
	RDT&E	11						11	10	10	10	10
	BUWPS	83	58	25								
		522	58	25	6	7	12	414	428	423	415	412
IN FLGT REFUEL	LANT											3
	PAC								3	8	11	12
	BUWPS	3	3									
		3	3						3	8	11	15

[redacted]

[redacted]

DECLASSIFIED

PROGRAM AIRCRAFT

TABLE 3

PROGRAM INVENTORY BY STATUS AND PLANNED OPERATING ASSIGNMENTS

BY COMMAND, CLASS AND MODEL

CLASS AND MODEL	COMMAND	TOTAL	BUWEPS FR: NON OPERATIONAL SUPPORT	BUWEPS FR: RESERVE STOCK	OPERATING COMMANDS: OPERATIONAL POOL: READY FOR ISSUE	OPERATING COMMANDS: OPERATIONAL POOL: NOT READY FOR ISSUE: UNDG. PAR & AIRLINE MAINTENANCE	OPERATING COMMANDS: OPERATIONAL POOL: NOT READY FOR ISSUE: OTHER	OPERATING COMMANDS: ON BOARD OPERATING INV.	PLANNED OPT'G. ASSIGNMENTS: 31 MAR 1961	PLANNED OPT'G. ASSIGNMENTS: 30 JUN 1961	PLANNED OPT'G. ASSIGNMENTS: 30 SEP 1961	PLANNED OPT'G. ASSIGNMENTS: 31 DEC 1961
UTILITY	LANT	29			3		1	25	28	28	28	28
	PAC	42			1		2	39	40	40	40	40
	NABS	35			2			33	32	34	34	34
	NATRA	6						6	6	4	4	4
	NART	2						2	2	2	2	2
	RDT&E	2						2	5	3	3	3
	BUWPS	60	18	42								
		176	18	42	6		3	107	113	111	111	111
TRAINING JET	LANT	105			2	7	3	93	90	90	90	90
	PAC	151			12	13	2	124	127	127	127	127
	NABS	90				4		86	85	86	87	90
	NATRA	277				34	11	232	259	265	265	265
	NART	41			1		1	39	40	40	40	40
	RDT&E	19						19	15	15	15	14
	BUWPS	397	71	326								
		1080	71	326	15	58	17	593	616	623	624	626
TRAINING PROP	LANT	38						38	34	34	32	32
	PAC	61			3		7	51	49	49	49	49
	NABS	270					4	266	263	260	262	262
	NATRA	633			2		18	613	603	590	590	590
	NART	49					1	48	49	47	47	47
	RDT&E	8						8	7	7	7	7
	BUWPS	655	151	504								
		1714	151	504	5		30	1024	1005	987	987	987
ROTARY WING	LANT	272			11		3	258	269	272	272	269
	PAC	318			8		30	280	305	317	314	320
	NABS	65						65	65	65	65	65
	NATRA	71						71	72	72	72	72
	NART	53						53	59	59	64	70
	RDT&E	6						6	3	2	3	3
	BUWPS	234	231	3								
		1019	231	3	19		33	733	773	787	790	799
AIRSHIPS	LANT	7				1	2	4	8	8	8	8
	RDT&E	3						3	3	3	3	3
	BUWPS	6	2	4								
		16	2	4		1	2	7	11	11	11	11
		10495	1057	1712	260	429	314	6723	6991	7001	6976	6986
FIGHTER JET												
VF DAY	LANT	247			6	17	7	217	193	193	177	177
	PAC	301			24	24	13	240	235	236	224	206
	NABS	1					1					
	NATRA	112			1	13		98	106	106	106	106
	NART	111			12	8		91	96	96	96	96
	RDT&E	21				3		18	25	23	19	12
	BUWPS	226	87	139								
		1019	87	139	43	65	21	664	655	654	622	597
VF AW	LANT	192				16	18	158	196	209	204	206
	PAC	303			12	44	15	232	311	309	326	352
	NART	2						2				
	RDT&E	22				2		20	24	26	29	29
	BUWPS	143	67	76								
		662	67	76	12	62	33	412	531	544	559	587
VF P	LANT	40				5	1	34	36	36	36	36
	PAC	61			4	9	1	47	50	50	50	50
	NABS	1						1	1	1	1	1
	NATRA	8						8	8	8	8	8
	RDT&E	2						2	4	4	4	4
	BUWPS	69	2	67								
		181	2	67	4	14	2	92	99	99	99	99
VF D	LANT	9			2	2		5	7	7	7	7
	PAC	25			3	3	1	18	18	18	18	18
	NABS	8				1		7	8	8	8	8
	RDT&E	4				1		3	3	3	3	3
	BUWPS	17	12	5								
		63	12	5	5	7	1	33	36	36	36	36
VF KD	PAC	6					1	5	5	5	5	5
	NABS	2						2	2	2	2	2
	BUWPS	5	5									
		13	5				1	7	7	7	7	7

[redacted]

DECLASSIFIED

PROGRAM AIRCRAFT

TABLE 3

PROGRAM INVENTORY BY STATUS AND PLANNED OPERATING ASSIGNMENTS

BY COMMAND, CLASS AND MODEL

CLASS AND MODEL	COMMAND	TOTAL	BUWEPS FR: NON OPERATIONAL SUPPORT	BUWEPS FR: RESERVE STOCK	OPERATING COMMANDS: OPERATIONAL POOL: READY FOR ISSUE	OPERATING COMMANDS: OPERATIONAL POOL: NOT READY FOR ISSUE: UNDG. PAR & AIRLINE MAINTENANCE	OPERATING COMMANDS: OPERATIONAL POOL: NOT READY FOR ISSUE: OTHER	OPERATING COMMANDS: ON BOARD OPERATING INV.	PLANNED OPT'G. ASSIGNMENTS: 31 MAR 1961	PLANNED OPT'G. ASSIGNMENTS: 30 JUN 1961	PLANNED OPT'G. ASSIGNMENTS: 30 SEP 1961	PLANNED OPT'G. ASSIGNMENTS: 31 DEC 1961
VF Q	LANT	6						6	6	6	6	6
	PAC	16				1		15	18	19	19	19
	BUWPS	7	7									
		29	7			1		21	24	25	25	25
		1967	180	287	64	149	58	1229	1352	1365	1348	1351
ATTACK JET												
VA DAY	LANT	402			28	22	16	336	328	328	328	328
	PAC	515			42	56	45	372	416	391	391	391
	NATRA	81			4		1	76	84	90	94	94
	NART	119			8	2	1	108	97	97	97	97
	RDT&E	26				1	1	24	17	17	17	17
	BUWPS	163	32	131								
		1306	32	131	82	81	64	916	942	923	927	927
VA P	LANT	12			4	1		7	9	9	9	9
	PAC	12				2	1	9	9	9	8	8
	RDT&E	2				1		1				
	BUWPS	1	1									
		27	1		4	4	1	17	18	18	17	17
VA Q	LANT	11			1	1		9	9	9	9	9
	PAC	9				1		8	8	8	8	8
	RDT&E	3						3				
	BUWPS	1	1									
		24	1		1	2		20	17	17	17	17
VA HT	LANT	6				1		5	4	4	4	4
	PAC	6			2			4	4	4	3	3
		12			2	1		9	8	8	7	7
VA H	LANT	84				5	10	69	72	80	77	74
	PAC	69			2	5	2	60	55	56	70	77
	RDT&E	5				1		4	6	6	6	6
	BUWPS	8	8									
		166	8		2	11	12	133	133	142	153	157
VA LL	BUWPS	1	1									
		1	1									
		1536	43	131	91	99	77	1095	1118	1108	1121	1125
ATTACK PROP												
VA DAY	LANT	123			2		4	117	115	115	111	111
	PAC	136			3		4	129	130	130	130	130
	NABS	2						2	3	3	3	3
	NATRA	27						27	25	25	25	25
	NART	57			1			56	52	55	55	50
	RDT&E	3			1			2	4	4	4	4
	BUWPS	212	112	100								
		560	112	100	7		8	333	329	332	328	323
VA AW	LANT	14					1	13	14	14	14	14
	PAC	20			1		2	17	18	18	18	18
	NABS	2						2	2	2	2	2
	NATRA								6	6	6	6
	NART	18						18	18	15	15	15
	RDT&E	4						4	6	6	6	6
	BUWPS	70	13	57								
		128	13	57	1		3	54	64	61	61	61
VA W	LANT	50			3	1	1	45	47	47	47	47
	PAC	57			3		5	49	48	48	48	48
	RDT&E	1						1	4	4	4	4
	BUWPS	113	33	80								
		221	33	80	6	1	6	95	99	99	99	99
		909	158	237	14	1	17	482	492	492	488	483

TABLE 3

PROGRAM AIRCRAFT

DECLASSIFIED

PROGRAM INVENTORY BY STATUS AND PLANNED OPERATING ASSIGNMENTS

BY COMMAND, CLASS AND MODEL

CLASS AND MODEL	COMMAND	TOTAL	BUWEPS FR: NON OPERATIONAL SUPPORT	BUWEPS FR: RESERVE STOCK	OPERATING COMMANDS: OPERATIONAL POOL: READY FOR ISSUE	OPERATING COMMANDS: OPERATIONAL POOL: NOT READY FOR ISSUE: UNDG. PAR & AIRLINE MAINTENANCE	OPERATING COMMANDS: OPERATIONAL POOL: NOT READY FOR ISSUE: OTHER	OPERATING COMMANDS: ON BOARD OPERATING INV.	PLANNED OPT'G. ASSIGNMENTS: 31 MAR 1961	PLANNED OPT'G. ASSIGNMENTS: 30 JUN 1961	PLANNED OPT'G. ASSIGNMENTS: 30 SEP 1961	PLANNED OPT'G. ASSIGNMENTS: 31 DEC 1961
ANTI SUBMARINE												
VS	LANT	144			5	21	5	113	115	115	115	115
	PAC	104			3	13		88	89	89	89	89
	NABS	7				1		6	6	6	6	6
	NATRA	118			2	19	5	92	98	98	98	98
	NART	200			3	31	1	165	180	180	180	180
	RDT&E	7						7	4	4	4	4
	BUWPS	54	21	33								
		634	21	33	13	85	11	471	492	492	492	492
		634	21	33	13	85	11	471	492	492	492	492
PATROL												
VP L	LANT	159			3	9	4	143	144	150	162	162
	PAC	132			15	6	1	110	120	120	120	120
	NABS	1						1	1	1	1	1
	NATRA	10				1		9	10	10	10	10
	NART	93			2	12	3	76	73	65	57	57
	RDT&E	12				1		11	11	11	11	11
	BUWPS	123	82	41								
		530	82	41	20	29	8	350	359	357	361	361
VP LD	LANT	2						2	2	2	2	2
	PAC	4			1			3	2	2	2	2
	NABS								1	1	1	1
	RDT&E	1						1	1	1	1	1
	BUWPS	1	1									
		8	1		1			6	6	6	6	6
VP S	LANT	41					8	33	37	36	25	25
	PAC	68			1		10	57	60	60	60	60
	NATRA	3						3	4	10	10	10
	BUWPS	88	33	55								
		200	33	55	1		18	93	101	106	95	95
		738	116	96	22	29	26	449	466	469	462	462
WARNING												
VW WEA	LANT	7					2	5	6	6	6	6
		7					2	5	6	6	6	6
VW AEW	LANT	43			4		10	29	30	30	24	24
	PAC	40					8	32	34	34	31	31
	NABS	4					1	3	3	6	6	6
	NATRA	6					2	4	6	6	6	6
	RDT&E	7					1	6	6	6	6	6
	BUWPS	25	1	24								
		125	1	24	4		22	74	79	82	73	73
VW Q	LANT	4					1	3	3	3	3	3
	PAC	4						4	3	3	3	3
		8					1	7	6	6	6	6
		140	1	24	4		25	86	91	94	85	85
OBSERVATION												
VO	LANT	12					1	11	10	10	10	9
	PAC	25			1		2	22	21	21	21	18
	BUWPS	4	4									
		41	4		1		3	33	31	31	31	27
		41	4		1		3	33	31	31	31	27
TRANSPORT												
VR H	LANT	31					1	30	31	31	30	30
	PAC	56					4	52	49	46	42	42
	NABS	12						12	14	14	14	14
	NATRA	4						4	4	4	4	4
	NART	38			1		1	36	43	44	44	45
	RDT&E	3						3	3	3	3	3
	BUWPS	21	21									
		165	21		1		6	137	144	142	137	138

DECLASSIFIED

CONFIDENTIAL

TABLE 3

PROGRAM INVENTORY BY STATUS AND PLANNED OPERATING ASSIGNMENTS

BY COMMAND, CLASS AND MODEL

CLASS AND MODEL	COMMAND	TOTAL	BUWEPS FR: NON OPERATIONAL SUPPORT	BUWEPS FR: RESERVE STOCK	OPERATING COMMANDS: OPERATIONAL POOL: READY FOR ISSUE	OPERATING COMMANDS: OPERATIONAL POOL: NOT READY FOR ISSUE: UNDG. PAR & AIRLINE MAINTENANCE	OPERATING COMMANDS: OPERATIONAL POOL: NOT READY FOR ISSUE: OTHER	OPERATING COMMANDS: ON BOARD OPERATING INV.	PLANNED OPT'G. ASSIGNMENTS: 31 MAR 1961	PLANNED OPT'G. ASSIGNMENTS: 30 JUN 1961	PLANNED OPT'G. ASSIGNMENTS: 30 SEP 1961	PLANNED OPT'G. ASSIGNMENTS: 31 DEC 1961
VR M	LANT	82			1		3	78	80	80	80	77
	PAC	43				1	1	41	41	38	38	38
	NABS	60					1	59	64	64	64	64
	NATRA	11						11	10	10	10	10
	NART	17						17	17	17	16	16
	RDT&E	7						7	6	6	6	6
	BUWPS	61	36	25								
		281	36	25	1	1	5	213	218	215	214	211
VR C	LANT	36			1	2	1	32	32	32	30	29
	PAC	28			3	4		21	23	23	23	23
	NABS	9						9	9	9	9	9
	NART	1						1	1	1	1	1
	RDT&E	1						1	1	1	1	1
	BUWPS	1	1									
		76	1		4	6	1	64	66	66	64	63
		522	58	25	6	7	12	414	428	423	415	412
IN FLGT REFUEL												
VG	LANT											3
	PAC								3	8	11	12
	BUWPS	3	3									
		3	3						3	8	11	15
		3	3						3	8	11	15
UTILITY												
VU SAR	LANT	18			3		1	14	17	17	17	17
	PAC	22			1			21	21	21	21	21
	NABS	20			2			18	18	18	18	18
	NATRA	2						2	2	2	2	2
	RDT&E	1						1	1	1	1	1
	BUWPS	33	11	22								
		96	11	22	6		1	56	59	59	59	59
VU TOW	LANT	11						11	11	11	11	11
	PAC	15					2	13	15	15	15	15
	RDT&E	1						1	1	1	1	1
	BUWPS	24	7	17								
		51	7	17			2	25	27	27	27	27
VU T&D	PAC	5						5	4	4	4	4
	NABS	1						1				
	RDT&E								3	1	1	1
	BUWPS	3		3								
		9		3				6	7	5	5	5
VU L	NABS	14						14	14	16	16	16
	NATRA	4						4	4	2	2	2
	NART	2						2	2	2	2	2
		20						20	20	20	20	20
		176	18	42	6		3	107	113	111	111	111
TRAINING JET												
VT	LANT	105			2	7	3	93	90	90	90	90
	PAC	147			11	13	1	122	124	124	124	124
	NABS	87				4		83	82	83	84	87
	NATRA	277				34	11	232	259	265	265	265
	NART	41			1		1	39	40	40	40	40
	RDT&E	19						19	15	15	15	14
	BUWPS	387	70	317								
		1063	70	317	14	58	16	588	610	617	618	620
VT D	PAC	4			1		1	2	3	3	3	3
	NABS	2						2	2	2	2	2
	BUWPS	4	1	3								
		10	1	3	1		1	4	5	5	5	5
VT KD	NABS	1						1	1	1	1	1
	BUWPS	6		6								
		7		6				1	1	1	1	1
		1080	71	326	15	58	17	593	616	623	624	626

CONFIDENTIAL

[redacted]

DECLASSIFIED

TABLE 3

PROGRAM AIRCRAFT

PROGRAM INVENTORY BY STATUS AND PLANNED OPERATING ASSIGNMENTS

BY COMMAND, CLASS AND MODEL

CLASS AND MODEL	COMMAND	TOTAL	BUWEPS FR: NON OPERATIONAL SUPPORT	BUWEPS FR: RESERVE STOCK	OPERATING COMMANDS: OPERATIONAL POOL: READY FOR ISSUE	OPERATING COMMANDS: OPERATIONAL POOL: NOT READY FOR ISSUE: UNDG. PAR & AIRLINE MAINTENANCE	OPERATING COMMANDS: OPERATIONAL POOL: NOT READY FOR ISSUE: OTHER	OPERATING COMMANDS: ON BOARD OPERATING INV.	PLANNED OPT'G. ASSIGNMENTS: 31 MAR 1961	PLANNED OPT'G. ASSIGNMENTS: 30 JUN 1961	PLANNED OPT'G. ASSIGNMENTS: 30 SEP 1961	PLANNED OPT'G. ASSIGNMENTS: 31 DEC 1961
TRAINING PROP												
VT ME	LANT	23						23	23	23	21	21
	PAC	47			1		6	40	36	36	36	36
	NABS	209					4	205	203	192	192	192
	NATRA	79						79	73	71	71	71
	NART	33					1	32	33	31	31	31
	BUWPS	247	48	199								
		638	48	199	1		11	379	368	353	351	351
VT MEP	PAC	6			2			4	5	5	5	5
	NABS	9						9	8	8	8	8
	NATRA	9						9	8	8	8	8
	NART	4						4	4	4	4	4
	BUWPS	11	2	9								
		39	2	9	2			26	25	25	25	25
VT SE	LANT	13						13	9	9	9	9
	PAC	8					1	7	8	8	8	8
	NABS	49						49	49	57	59	59
	NATRA	532			2		18	512	510	499	499	499
	NART	10						10	10	10	10	10
	RDT&E	5						5	5	5	5	5
	BUWPS	382	99	283								
		999	99	283	2		19	596	591	588	590	590
VT E	NART	2						2	2	2	2	2
	BUWPS	12	1	11								
		14	1	11				2	2	2	2	2
VT NAV	NATRA	13						13	12	12	12	12
	BUWPS	1	1									
		14	1					13	12	12	12	12
VT D	LANT	2						2	2	2	2	2
	NABS	3						3	3	3	3	3
	RDT&E	3						3	2	2	2	2
	BUWPS	2		2								
		10		2				8	7	7	7	7
		1714	151	504	5		30	1024	1005	987	987	987
ROTARY WING												
HS	LANT	93			5		2	86	92	92	92	92
	PAC	71					7	64	70	71	71	71
	NATRA										10	10
	NART	20						20	26	26	31	42
	RDT&E	4						4				
	BUWPS	87	87.									
		275	87		5		9	174	188	189	204	215
HO	LANT	13			1			12	9	9	9	9
	PAC	23					2	21	24	24	24	24
	NABS	4						4	4	4	4	4
	NATRA	21						21	21	21	21	21
	BUWPS	29	29									
		90	29		1		2	58	58	58	58	58
HR L	LANT	100			2		1	97	96	96	96	96
	PAC	156			6		12	138	148	157	155	162
	NABS	38						38	38	38	38	38
	NATRA	11						11	10	10	10	10
	RDT&E	1						1	1	1	1	1
	BUWPS	45	44	1								
		351	44	1	8		13	285	293	302	300	307
HR M	LANT	14						14	14	14	14	14
	PAC	11						11	13	13	13	13
	NABS	2						2	2	2	2	2
	BUWPS	11	11									
		38	11					27	29	29	29	29
HU	LANT	47			3			44	51	54	55	52
	PAC	56			2		9	45	48	50	49	48
	NABS	21						21	21	21	21	21
	NATRA	12						12	14	14	4	4
	NART	30						30	30	30	30	25
	RDT&E	1						1	2	1	2	2
	BUWPS	39	39									
		206	39		5		9	153	166	170	161	152

[redacted]

DECLASSIFIED

PROGRAM AIRCRAFT

TABLE 3

PROGRAM INVENTORY BY STATUS AND PLANNED OPERATING ASSIGNMENTS

BY COMMAND, CLASS AND MODEL

CLASS AND MODEL	COMMAND	TOTAL	BUWEPS FR: NON OPERATIONAL SUPPORT	BUWEPS FR: RESERVE STOCK	OPERATING COMMANDS: OPERATIONAL POOL: READY FOR ISSUE	OPERATING COMMANDS: OPERATIONAL POOL: NOT READY FOR ISSUE: UNDG. PAR & AIRLINE MAINTENANCE	OPERATING COMMANDS: OPERATIONAL POOL: NOT READY FOR ISSUE: OTHER	OPERATING COMMANDS: ON BOARD OPERATING INV.	PLANNED OPT'G. ASSIGNMENTS: 31 MAR 1961	PLANNED OPT'G. ASSIGNMENTS: 30 JUN 1961	PLANNED OPT'G. ASSIGNMENTS: 30 SEP 1961	PLANNED OPT'G. ASSIGNMENTS: 31 DEC 1961
HT	LANT	5						5	7	7	6	6
	PAC	1						1	2	2	2	2
	NATRA	27						27	27	27	27	27
	NART	3						3	3	3	3	3
	BUWPS	23	21	2								
		59	21	2				36	39	39	38	38
		1019	231	3	19		33	733	773	787	790	799
AIRSHIPS												
ZP	LANT	3					1	2	4	4	4	4
	RDT&E	3						3	3	3	3	3
	BUWPS	4	1	3								
		10	1	3			1	5	7	7	7	7
ZW	LANT	4				1	1	2	4	4	4	4
	BUWPS	2	1	1								
		6	1	1		1	1	2	4	4	4	4
		16	2	4		1	2	7	11	11	11	11
FIGHTER JET												
VF DAY * F8U 2	LANT	71			1	6	4	60	56	56	54	54
	PAC	86			3	12	1	70	72	72	72	72
	RDT&E	5						5	6	6	6	6
	BUWPS	7	7									
		169	7		4	18	5	135	134	134	132	132
F8U 1	LANT	93			2	4	2	85	74	74	68	70
	PAC	108			12	6	10	80	82	87	89	75
	NABS	1					1					
	RDT&E	3						3	6	4	2	2
	BUWPS	16	14	2								
		221	14	2	14	10	13	168	162	165	159	147
F8U 1E	LANT	38				3	1	34	36	36	36	36
	PAC	64			5	4	1	54	54	54	40	40
	RDT&E	1						1				
	BUWPS	6	6									
		109	6		5	7	2	89	90	90	76	76
F11F 1	LANT	11						11				
	PAC	13			1		1	11				
	NATRA	72			1	8		63	70	70	70	70
	RDT&E	5				2		3	6	6	4	4
	BUWPS	42	12	30								
		143	12	30	2	10	1	88	76	76	74	74
F9F 8	NART	18			1			17	16	16	16	16
	RDT&E	2						2				
	BUWPS	3	1	2								
		23	1	2	1			19	16	16	16	16
F9F 7	BUWPS	24		24								
		24		24								
F3H 2M	BUWPS	2	2									
		2	2									
FJ 4	PAC	30			3	2		25	27	23	23	19
	NATRA	40				5		35	36	36	36	36
	NART	21			1	3		17	16	16	16	16
	RDT&E	3						3	4	5	5	
	BUWPS	11	10	1								
		105	10	1	4	10		80	83	80	80	71
FJ 3	LANT	8			2			6	6	6		
	NART	38			8	2		28	29	29	29	29
	RDT&E	2				1		1	3	2	2	
	BUWPS	58	15	43								
		106	15	43	10	3		35	38	37	31	29
FJ 3M	LANT	26			1	4		21	21	21	19	17
	NART	34			2	3		29	35	35	35	35
	BUWPS	57	20	37								
		117	20	37	3	7		50	56	56	54	52
		1019	87	139	43	65	21	664	655	654	622	597

* COMBAT FIRST LINE MODELS

DECLASSIFIED

[redacted]

TABLE 3

PROGRAM AIRCRAFT

PROGRAM INVENTORY BY STATUS AND PLANNED OPERATING ASSIGNMENTS

BY COMMAND, CLASS AND MODEL

CLASS AND MODEL	COMMAND	TOTAL	BUWEPS FR: NON OPERATIONAL SUPPORT	BUWEPS FR: RESERVE STOCK	OPERATING COMMANDS: OPERATIONAL POOL: READY FOR ISSUE	OPERATING COMMANDS: OPERATIONAL POOL: NOT READY FOR ISSUE: UNDG. PAR & AIRLINE MAINTENANCE	OPERATING COMMANDS: OPERATIONAL POOL: NOT READY FOR ISSUE: OTHER	OPERATING COMMANDS: ON BOARD OPERATING INV.	PLANNED OPT'G. ASSIGNMENTS: 31 MAR 1961	PLANNED OPT'G. ASSIGNMENTS: 30 JUN 1961	PLANNED OPT'G. ASSIGNMENTS: 30 SEP 1961	PLANNED OPT'G. ASSIGNMENTS: 31 DEC 1961
VF AW												
* F8U 2N	LANT	18						18	20	20	36	36
	PAC	28						28	48	48	62	76
	RDT&E								1	2	4	4
	BUWPS	12	12									
		58	12					46	69	70	102	116
F2H 4	NART	1						1				
	BUWPS	18	2	16								
		19	2	16				1				
F2H 3	NART	1						1				
	BUWPS	28	1	27								
		29	1	27				1				
* F3H 2	LANT	71				6	10	55	68	70	70	70
	PAC	148			2	25	14	107	145	143	135	135
	RDT&E	7				1		6	8	8	8	8
	BUWPS	17	16	1								
		243	16	1	2	32	24	168	221	221	213	213
* F3H 2X	BUWPS	9	9									
		9	9									
* F3H 2N	RDT&E	3						3	1	1	1	
	BUWPS	2	2									
		5	2					3	1	1	1	
* F4H 1	LANT									9	22	32
	PAC	4						4	12	12	23	35
	RDT&E	2						2	1	2	3	4
	BUWPS	5	5									
		11	5					6	13	23	48	71
F3D 2	RDT&E								2	2	2	2
									2	2	2	2
F3D 2M	BUWPS	1		1								
		1		1								
F4D 1	LANT	103				10	8	85	108	110	76	68
	PAC	123			10	19	1	93	106	106	106	106
	RDT&E	10				1		9	11	11	11	11
	BUWPS	51	20	31								
		287	20	31	10	30	9	187	225	227	193	185
		662	67	76	12	62	33	412	531	544	559	587
VF P												
* F8U 1P	LANT	40				5	1	34	36	36	36	36
	PAC	61			4	9	1	47	50	50	50	50
	NABS	1						1	1	1	1	1
	RDT&E	1						1	3	3	3	3
	BUWPS	23	1	22								
		126	1	22	4	14	2	83	90	90	90	90
F9F 8P	NATRA	8						8	8	8	8	8
	RDT&E	1						1	1	1	1	1
	BUWPS	46	1	45								
		55	1	45				9	9	9	9	9
		181	2	67	4	14	2	92	99	99	99	99
VF D												
F8U 1D	NABS	2						2	2	2	2	2
		2						2	2	2	2	2
F9F 6D	PAC	1						1				
	BUWPS	2		2								
		3		2				1				
FJ 3D	PAC	10			3	1		6	6	6	6	6
	NABS	2						2	2	2	2	2
	BUWPS	14	11	3								
		26	11	3	3	1		8	8	8	8	8
FJ 3D2	LANT	9			2	2		5	7	7	7	7
	PAC	14				2	1	11	12	12	12	12
	NABS	4				1		3	4	4	4	4
	RDT&E	4				1		3	3	3	3	3
	BUWPS	1	1									
		32	1		2	6	1	22	26	26	26	26
		63	12	5	5	7	1	33	36	36	36	36

* COMBAT FIRST LINE MODELS

[redacted]

DECLASSIFIED

CONFIDENTIAL

TABLE 3 PROGRAM AIRCRAFT

PROGRAM INVENTORY BY STATUS AND PLANNED OPERATING ASSIGNMENTS

BY COMMAND, CLASS AND MODEL

CLASS AND MODEL	COMMAND	TOTAL	BUWEPS FR: NON OPERATIONAL SUPPORT	BUWEPS FR: RESERVE STOCK	OPERATING COMMANDS: OPERATIONAL POOL: READY FOR ISSUE	OPERATING COMMANDS: NOT READY FOR ISSUE: UNDG. PAR & AIRLINE MAINTENANCE	OPERATING COMMANDS: NOT READY FOR ISSUE: OTHER	OPERATING COMMANDS: ON BOARD OPERATING INV.	PLANNED OPT'G. ASSIGNMENTS: 31 MAR 1961	30 JUN 1961	30 SEP 1961	31 DEC 1961
VF KD												
F9F 5KD	PAC	6					1	5	5	5	5	5
	NABS	2						2	2	2	2	2
	BUWPS	5	5									
		13	5				1	7	7	7	7	7
		13	5				1	7	7	7	7	7
VF Q												
F3D 2Q	LANT	6						6	6	6	6	6
	PAC	16				1		15	18	19	19	19
	BUWPS	4	4									
		26	4			1		21	24	25	25	25
F3D 2QX	BUWPS	3	3									
		3	3									
		29	7			1		21	24	25	25	25
ATTACK JET												
VA DAY												
* A4D 2	LANT	256			24	20	11	201	208	204	196	184
	PAC	176			8	18	6	144	139	119	119	127
	RDT&E	4						4	4	4	4	4
	BUWPS	7	7									
		443	7		32	38	17	349	351	327	319	315
* A4D 2N	LANT	122			4		5	113	104	120	132	144
	PAC	159			16	2	34	107	133	165	165	185
	RDT&E	7						7	5	5	5	5
	BUWPS	10	10									
		298	10		20	2	39	227	242	290	302	334
A4D 1	LANT	24				2		22	16	4		
	PAC	42			7	3	1	31	26	1	1	1
	NART	36			5			31	32	32	32	32
	RDT&E	7					1	6	4	4	4	4
	BUWPS	4	1	3								
		113	1	3	12	5	2	90	78	41	37	37
FJ 4B	PAC	138			11	33	4	90	118	106	106	78
	NART	19			1	2		16	17	17	17	17
	RDT&E	6				1		5	4	4	4	4
	BUWPS	2	2									
		165	2		12	36	4	111	139	127	127	99
F9F 8B	NATRA	81			4		1	76	84	90	94	94
	NART	64			2		1	61	48	48	48	48
	RDT&E	2						2				
	BUWPS	140	12	128								
		287	12	128	6		2	139	132	138	142	142
		1306	32	131	82	81	64	916	942	923	927	927
VA P												
* A3D 2P	LANT	12			4	1		7	9	9	9	9
	PAC	12				2	1	9	9	9	8	8
	RDT&E	1				1						
	BUWPS	1	1									
		26	1		4	4	1	16	18	18	17	17
A3D 1P	RDT&E	1						1				
		1						1				
		27	1		4	4	1	17	18	18	17	17
VA Q												
* A3D 2Q	LANT	11			1	1		9	9	9	9	9
	PAC	9				1		8	8	8	8	8
	RDT&E	1						1				
	BUWPS	1	1									
		22	1		1	2		18	17	17	17	17
A3D 1Q	RDT&E	2						2				
		2						2				
		24	1		1	2		20	17	17	17	17
VA HT												
* A3D 2T	LANT	6				1		5	4	4	4	4
	PAC	6			2			4	4	4	3	3
		12			2	1		9	8	8	7	7
		12			2	1		9	8	8	7	7

* COMBAT FIRST LINE MODELS

CONFIDENTIAL

DECLASSIFIED

PROGRAM AIRCRAFT

TABLE 3

PROGRAM INVENTORY BY STATUS AND PLANNED OPERATING ASSIGNMENTS

BY COMMAND, CLASS AND MODEL

CLASS AND MODEL	COMMAND	TOTAL	BUWEPS FR: NON OPERATIONAL SUPPORT	BUWEPS FR: RESERVE STOCK	OPERATING COMMANDS: OPERATIONAL POOL: READY FOR ISSUE	OPERATING COMMANDS: NOT READY FOR ISSUE: UNDG. PAR & AIRLINE MAINTENANCE	OPERATING COMMANDS: NOT READY FOR ISSUE: OTHER	OPERATING COMMANDS: ON BOARD OPERATING INV.	PLANNED OPT'G. ASSIGNMENTS: 31 MAR 1961	30 JUN 1961	30 SEP 1961	31 DEC 1961
VA H												
*A3J 1	LANT								2	9	18	22
	RDT&E	1						1	1	1	1	1
		1						1	3	10	19	23
*A3D 2	LANT	71				4	9	58	60	61	50	43
	PAC	56			2	3	1	50	45	46	60	67
	RDT&E								3	3	3	3
	BUWPS	8	8									
		135	8		2	7	10	108	108	110	113	113
A3D 1	LANT	13				1	1	11	10	10	9	9
	PAC	13				2	1	10	10	10	10	10
	RDT&E	4				1		3	2	2	2	2
		30				4	2	24	22	22	21	21
		166	8		2	11	12	133	133	142	153	157
VA LL												
A2F 1	BUWPS	1	1									
		1	1									
		1	1									
ATTACK PROP												
VA DAY												
AD 7	PAC	42			1		1	40	34	34	34	34
	BUWPS	9	9									
		51	9		1		1	40	34	34	34	34
AD 6	LANT	110			1		4	105	103	103	103	103
	PAC	81			1		3	77	84	84	84	84
	NATRA	22						22	21	21	21	21
	RDT&E	1						1	2	2	2	2
	BUWPS	191	95	96								
		405	95	96	2		7	205	210	210	210	210
AD 5	LANT	13			1			12	12	12	8	8
	PAC	13			1			12	12	12	12	12
	NABS	2						2	3	3	3	3
	NATRA	5						5	4	4	4	4
	NART	57			1			56	52	55	55	50
	RDT&E	2			1			1	2	2	2	2
	BUWPS	12	8	4								
		104	8	4	4			88	85	88	84	79
		560	112	100	7		8	333	329	332	328	323
VA AW												
AD 5N	NATRA								6	6	6	6
	NART	18						18	18	15	15	15
	RDT&E	4						4	5	5	5	5
	BUWPS	56	3	53								
		78	3	53				22	29	26	26	26
AD 5Q	LANT	12					1	11	12	12	12	12
	PAC	18			1		2	15	16	16	16	16
	NABS	2						2	2	2	2	2
	RDT&E								1	1	1	1
	BUWPS	14	10	4								
		46	10	4	1		3	28	31	31	31	31
TF 1Q	LANT	2						2	2	2	2	2
	PAC	2						2	2	2	2	2
		4						4	4	4	4	4
		128	13	57	1		3	54	64	61	61	61
VA W												
*WF 2	LANT	28			3	1		24	23	27	29	29
	PAC	32			3			29	26	29	31	32
	RDT&E	1						1	2	2	2	2
	BUWPS	5	5									
		66	5		6	1		54	51	58	62	63
AD 5W	LANT	22					1	21	24	20	18	18
	PAC	25					5	20	22	19	17	16
	RDT&E								2	2	2	2
	BUWPS	108	28	80								
		155	28	80			6	41	48	41	37	36
		221	33	80	6	1	6	95	99	99	99	99

* COMBAT FIRST LINE MODELS

DECLASSIFIED

TABLE 3 PROGRAM AIRCRAFT

PROGRAM INVENTORY BY STATUS AND PLANNED OPERATING ASSIGNMENTS

BY COMMAND, CLASS AND MODEL

CLASS AND MODEL	COMMAND	TOTAL	BUWEPS FR: NON OPERATIONAL SUPPORT	BUWEPS FR: RESERVE STOCK	OPERATING COMMANDS: OPERATIONAL POOL: READY FOR ISSUE	OPERATING COMMANDS: OPERATIONAL POOL: NOT READY FOR ISSUE: UNDG. PAR & AIRLINE MAINTENANCE	OPERATING COMMANDS: OPERATIONAL POOL: NOT READY FOR ISSUE: OTHER	OPERATING COMMANDS: ON BOARD OPERATING INV.	PLANNED OPT'G. ASSIGNMENTS: 31 MAR 1961	PLANNED OPT'G. ASSIGNMENTS: 30 JUN 1961	PLANNED OPT'G. ASSIGNMENTS: 30 SEP 1961	PLANNED OPT'G. ASSIGNMENTS: 31 DEC 1961
ANTI SUBMARINE												
VS												
* S2F 3	LANT	19						19	22	22	22	29
	PAC	2						2	2	12	20	27
	RDT&E	3						3	2	2	2	2
	BUWPS	7	7									
		31	7					24	26	36	44	58
S2F 2	LANT	3					1	2	1	1	1	1
	PAC	1						1				
	NABS	1						1				
	NART	40			1	3		36	39	39	39	39
	BUWPS	8	1	7								
		53	1	7	1	3	1	40	40	40	40	40
* S2F 1X	BUWPS	3	3									
		3	3									
* S2F 1	LANT	42			1	5	2	34	92	92	92	85
	PAC	45			2	5		38	87	77	69	62
	NABS	5				1		4	6	6	6	6
	NATRA	25				1		24	20	20	20	20
	NART	160			2	28	1	129	141	141	141	141
	RDT&E	4						4	2	2	2	2
	BUWPS	30	6	24								
		311	6	24	5	40	3	233	348	338	330	316
* S2F 1T	NATRA	93			2	18	5	68	78	78	78	78
	BUWPS	4	2	2								
		97	2	2	2	18	5	68	78	78	78	78
* S2F 1TX	BUWPS	2	2									
		2	2									
* S2F 1S	LANT	78			4	16	2	56				
	PAC	54			1	8		45				
	NABS	1						1				
		133			5	24	2	102				
* S2F 1S1	LANT	2						2				
	PAC	2						2				
		4						4				
		634	21	33	13	85	11	471	492	492	492	492
PATROL												
VP L												
* P2V 7	LANT	3						3	3	3	3	3
	RDT&E	2						2	2	2	2	2
	BUWPS	4	4									
		9	4					5	5	5	5	5
* P2V 7S	LANT	77			3	8	2	64	63	63	75	75
	PAC	72			7	5	1	59	60	60	60	60
	BUWPS	5	5									
		154	5		10	13	3	123	123	123	135	135
* P2V 7SX	BUWPS	12	12									
		12	12									
P2V 6	NART	14				2		12	4	4	4	4
	BUWPS	7		7								
		21		7		2		12	4	4	4	4
P2V 6F	NART	1						1				
	BUWPS	1		1								
		2		1				1				
P2V 6 6F	NART								8	6	6	6
									8	6	6	6
P2V 6M	RDT&E	1				1						
	BUWPS	9	4	5								
		10	4	5		1						
P2V 6T	NATRA	9				1		8	7	7	7	7
	BUWPS	5		5								
		14		5		1		8	7	7	7	7

* COMBAT FIRST LINE MODELS

TABLE 3

PROGRAM AIRCRAFT

DECLASSIFIED

PROGRAM INVENTORY BY STATUS AND PLANNED OPERATING ASSIGNMENTS

BY COMMAND, CLASS AND MODEL

CLASS AND MODEL	COMMAND	TOTAL	BUWEPS FR: NON OPERATIONAL SUPPORT	BUWEPS FR: RESERVE STOCK	OPERATING COMMANDS: OPERATIONAL POOL: READY FOR ISSUE	OPERATING COMMANDS: OPERATIONAL POOL: NOT READY FOR ISSUE: UNDG. PAR & AIRLINE MAINTENANCE	OPERATING COMMANDS: OPERATIONAL POOL: NOT READY FOR ISSUE: OTHER	OPERATING COMMANDS: ON BOARD OPERATING INV.	PLANNED OPT'G. ASSIGNMENTS: 31 MAR 1961	PLANNED OPT'G. ASSIGNMENTS: 30 JUN 1961	PLANNED OPT'G. ASSIGNMENTS: 30 SEP 1961	PLANNED OPT'G. ASSIGNMENTS: 31 DEC 1961
P2V 6TX	BUWPS	1	1									
		1	1									
* P2V 5F	NATRA	1						1	3	3	3	3
	NART	76			2	10	3	61	61	55	47	47
	RDT&E	5						5	5	5	6	6
	BUWPS	29	29									
		111	29		2	10	3	67	69	63	56	56
* P2V 5FS	LANT	79				1	2	76	78	84	84	84
	PAC	60			8	1		51	60	60	60	60
	NABS	1						1	1	1	1	1
	RDT&E	2						2	2	2	2	2
	BUWPS	4	4									
		146	4		8	2	2	130	141	147	147	147
* P2V 5FSX	BUWPS	23	23									
		23	23									
P2V 4	NART	2						2				
	RDT&E	2						2	2	2	1	1
	BUWPS	23		23								
		27		23				4	2	2	1	1
		530	82	41	20	29	8	350	359	357	361	361
VP LD												
* P2V 5FD	LANT	2						2	2	2	2	2
	PAC	4			1			3	2	2	2	2
	NABS								1	1	1	1
	RDT&E	1						1	1	1	1	1
	BUWPS	1	1									
		8	1		1			6	6	6	6	6
		8	1		1			6	6	6	6	6
VP S												
* P5M 2	PAC	4					4					
	NATRA									3	3	3
	BUWPS	4	3	1								
		8	3	1			4			3	3	3
* P5M 2S	LANT	29					7	22	31	31	25	25
	PAC	43					2	41	50	50	49	49
	BUWPS	5	5									
		77	5				9	63	81	81	74	74
* P5M 2SX	BUWPS	14	14									
		14	14									
P5M 1	LANT	9						9	4	3		
	PAC	16			1		4	11	2			
	NATRA	3						3	4	7	7	7
	BUWPS	58	4	54								
		86	4	54	1		4	23	10	10	7	7
P5M 1S	LANT	3					1	2	2	2		
	PAC	5						5	8	10	11	11
	BUWPS	1	1									
		9	1				1	7	10	12	11	11
P5M 1SX	BUWPS	6	6									
		6	6									
		200	33	55	1		18	93	101	106	95	95
WARNING												
VW WEA												
* WV 3	LANT	7					2	5	6	6	6	6
		7					2	5	6	6	6	6
		7					2	5	6	6	6	6
VW AEW												
* WV 2	LANT	43			4		10	29	30	30	24	24
	PAC	40					8	32	34	34	31	31
	NABS	4					1	3	3	6	6	6
	NATRA	6					2	4	6	6	6	6
	RDT&E	6					1	5	6	6	6	6
	BUWPS	25	1	24								
		124	1	24	4		22	73	79	82	73	73
* WV 2E	RDT&E	1						1				
		1						1				
		125	1	24	4		22	74	79	82	73	73
VW Q												
* WV 2Q	LANT	4					1	3	3	3	3	3
	PAC	4						4	3	3	3	3
		8					1	7	6	6	6	6
		8					1	7	6	6	6	6

* COMBAT FIRST LINE MODELS

DECLASSIFIED

[redacted]

TABLE 3

PROGRAM INVENTORY BY STATUS AND PLANNED OPERATING ASSIGNMENTS

BY COMMAND, CLASS AND MODEL

CLASS AND MODEL		COMMAND	TOTAL	BUWEPS FR: NON OPERATIONAL SUPPORT	BUWEPS FR: RESERVE STOCK	OPERATING COMMANDS: OPERATIONAL POOL: READY FOR ISSUE	OPERATING COMMANDS: OPERATIONAL POOL: NOT READY FOR ISSUE: UNDG. PAR & AIRLINE MAINTENANCE	OPERATING COMMANDS: OPERATIONAL POOL: NOT READY FOR ISSUE: OTHER	OPERATING COMMANDS: ON BOARD OPERATING INV.	PLANNED OPT'G. ASSIGNMENTS: 31 MAR 1961	30 JUN 1961	30 SEP 1961	31 DEC 1961
OBSERVATION													
VO													
	OE 2	LANT	5					1	4	5	5	5	5
		PAC	11						11	10	10	10	8
		BUWPS	2	2									
			18	2				1	15	15	15	15	13
	OE 1	LANT	7						7	5	5	5	4
		PAC	14			1		2	11	11	11	11	10
		BUWPS	2	2									
			23	2		1		2	18	16	16	16	14
			41	4		1		3	33	31	31	31	27
TRANSPORT													
VR H													
	R6D 1	LANT	2						2	2	2	2	2
		PAC	11						11	12	12	12	12
		BUWPS	3	3									
			16	3					13	14	14	14	14
	R7V 1	LANT	6					1	5	5	5	5	5
		PAC	6						6	5	5	5	5
		NABS	1						1	1	1	1	1
			13					1	12	11	11	11	11
	R5D 2 3	LANT								2	2	1	1
		PAC								25	22	18	18
		NABS								5	5	5	5
		NART								38	39	39	40
		RDT&E								2	2	2	2
										72	70	65	66
	R5D 5	LANT	9						9	10	10	10	10
		PAC	1						1	1	1	1	1
		BUWPS	2	2									
			12	2					10	11	11	11	11
	R5D 3	LANT	3						3				
		PAC	23					2	21				
		NABS	5						5	4	4	4	4
		NART	21			1			20				
		RDT&E	1						1				
		BUWPS	5	5									
			58	5		1		2	50	4	4	4	4
	R5D 2	PAC	7					2	5				
		NABS	1						1				
		NATRA	2						2	1	1	1	1
		NART	12					1	11				
		RDT&E	1						1				
		BUWPS	8	8									
			31	8				3	20	1	1	1	1
	R5D 5R	LANT	1						1	1	1	1	1
			1						1	1	1	1	1
	R5D 4R	PAC	2						2	1	1	1	1
		NABS	4						4	4	4	4	4
		NATRA	1						1	2	2	2	2
		NART	5						5	5	5	5	5
		RDT&E	1						1	1	1	1	1
		BUWPS	2	2									
			15	2					13	13	13	13	13
	R6D 1Z	LANT	4						4	4	4	4	4
		PAC	2						2	2	2	2	2
			6						6	6	6	6	6
	R5D Z	LANT								3	3	3	3
										3	3	3	3
	R5D 5Z	PAC	1						1	1	1	1	1
			1						1	1	1	1	1

[redacted]

[redacted]

TABLE 3

PROGRAM AIRCRAFT

DECLASSIFIED

PROGRAM INVENTORY BY STATUS AND PLANNED OPERATING ASSIGNMENTS

BY COMMAND, CLASS AND MODEL

CLASS AND MODEL	COMMAND	TOTAL	BUWEPS FR: NON OPERATIONAL SUPPORT	BUWEPS FR: RESERVE STOCK	OPERATING COMMANDS: OPERATIONAL POOL: READY FOR ISSUE	OPERATING COMMANDS: OPERATIONAL POOL: NOT READY FOR ISSUE: UNDG. PAR & AIRLINE MAINTENANCE	OPERATING COMMANDS: OPERATIONAL POOL: NOT READY FOR ISSUE: OTHER	OPERATING COMMANDS: ON BOARD OPERATING INV.	PLANNED OPT'G. ASSIGNMENTS: 31 MAR 1961	PLANNED OPT'G. ASSIGNMENTS: 30 JUN 1961	PLANNED OPT'G. ASSIGNMENTS: 30 SEP 1961	PLANNED OPT'G. ASSIGNMENTS: 31 DEC 1961
R5D 3Z	LANT	1						1				
	NATRA	1						1	1	1	1	1
		2						2	1	1	1	1
R5D 2Z	LANT	1						1				
	PAC	3						3	2	2	2	2
	NABS	1						1				
		5						5	2	2	2	2
R5D 1Z	BUWPS	1	1									
		1	1									
C 130BL	LANT	4						4	4	4	4	4
		4						4	4	4	4	4
		165	21		1		6	137	144	142	137	138
VR M												
R4Q 2	LANT	31						31	33	33	33	30
	PAC	13				1	1	11	11	8	8	8
	BUWPS	9	9									
		53	9			1	1	42	44	41	41	38
R4D 8	LANT	17					1	16	16	16	16	16
	PAC	12						12	12	12	12	12
	NABS	24						24	27	26	26	26
	NATRA	6						6	5	5	5	5
	NART	10						10	10	10	10	10
	RDT&E	1						1	1	1	1	1
	BUWPS	14	14									
		84	14				1	69	71	70	70	70
R4D 5 6	LANT								18	18	18	18
	PAC								12	12	12	12
	NABS								14	14	14	14
	NATRA								3	3	3	3
	NART								3	3	3	3
	RDT&E								2	2	2	2
									52	52	52	52
R4D 6	LANT	14					2	12				
	PAC	8						8				
	NABS	10						10	3	3	3	3
	NATRA	2						2				
	RDT&E	1						1				
	BUWPS	14	7	7								
		49	7	7			2	33	3	3	3	3
R4D 5	LANT	7			1			6				
	PAC	5						5				
	NABS	12						12	6	6	6	6
	NATRA	1						1				
	NART	3						3				
	RDT&E	2						2				
	BUWPS	11	1	10								
		41	1	10	1			29	6	6	6	6
R4D 6R	LANT	1						1	1	1	1	1
	NABS	1						1				
	NART	1						1	1	1		
	BUWPS	1		1								
		4		1				3	2	2	1	1
R4D 5R	BUWPS	6		6								
		6		6								
R4D 8Z	PAC	1						1	1	1	1	1
	NABS	1						1	1	1	1	1
	BUWPS	1	1									
		3	1					2	2	2	2	2
R4D 6Z	BUWPS	1		1								
		1		1								
R4D 5Z	NABS	1						1				
		1						1				

[redacted]

DECLASSIFIED

[redacted]

TABLE 3

PROGRAM INVENTORY BY STATUS AND PLANNED OPERATING ASSIGNMENTS

BY COMMAND, CLASS AND MODEL

CLASS AND MODEL		COMMAND	TOTAL	BUWEPS FR: NON OPERATIONAL SUPPORT	BUWEPS FR: RESERVE STOCK	OPERATING COMMANDS: OPERATIONAL POOL: READY FOR ISSUE	OPERATING COMMANDS: OPERATIONAL POOL: NOT READY FOR ISSUE: UNDG. PAR & AIRLINE MAINTENANCE	OPERATING COMMANDS: OPERATIONAL POOL: NOT READY FOR ISSUE: OTHER	OPERATING COMMANDS: ON BOARD OPERATING INV.	PLANNED OPT'G. ASSIGNMENTS: 31 MAR 1961	PLANNED OPT'G. ASSIGNMENTS: 30 JUN 1961	PLANNED OPT'G. ASSIGNMENTS: 30 SEP 1961	PLANNED OPT'G. ASSIGNMENTS: 31 DEC 1961
	R4Y 2	NABS	2						2	2	2	2	2
			2						2	2	2	2	2
	R4Y 1	LANT	12						12	12	12	12	12
		PAC	4						4	5	5	5	5
		NABS	8						8	11	12	12	12
		NATRA	2						2	2	2	2	2
		NART	3						3	3	3	3	3
		RDT&E	3						3	3	3	3	3
		BUWPS	4	4									
			36	4					32	36	37	37	37
	R4Y 1Z	NABS	1					1					
			1					1					
			281	36	25	1	1	5	213	218	215	214	211
VR C													
	TF 1	LANT	36			1	2	1	32	32	32	30	29
		PAC	28			3	4		21	23	23	23	23
		NABS	9						9	9	9	9	9
		NART	1						1	1	1	1	1
		RDT&E	1						1	1	1	1	1
		BUWPS	1	1									
			76	1		4	6	1	64	66	66	64	63
			76	1		4	6	1	64	66	66	64	63
IN FLGT REFUEL													
VG													
	* GV 1	LANT											3
		PAC								3	8	11	12
		BUWPS	3	3									
			3	3						3	8	11	15
			3	3						3	8	11	15
UTILITY													
VU SAR													
	UF 2	LANT	9						9	9	9	9	9
		PAC	13						13	14	15	15	12
		NABS	3						3	3	1	1	1
		BUWPS	2	2									
			27	2					25	26	25	25	22
	UF 1 1T	LANT								3	3	3	3
		NABS								10	10	10	10
										13	13	13	13
	UF 1	LANT	3						3				
		PAC	9			1			8	7	6	6	9
		NABS	14			2			12	5	7	7	7
		NATRA	2						2	2	2	2	2
		RDT&E	1						1	1	1	1	1
		BUWPS	29	9	20								
			58	9	20	3			26	15	16	16	19
	UF 1T	NABS	3						3				
		BUWPS	2		2								
			5		2				3				
	UC 1	LANT	6			3		1	2	5	5	5	5
			6			3		1	2	5	5	5	5
			96	11	22	6		1	56	59	59	59	59
VU TOW													
	JD 1	LANT	11						11	11	11	11	11
		PAC	15					2	13	15	15	15	15
		RDT&E	1						1	1	1	1	1
		BUWPS	24	7	17								
			51	7	17			2	25	27	27	27	27
			51	7	17			2	25	27	27	27	27
VU T&D													
	JD 1D	PAC	5						5	4	4	4	4
		NABS	1						1				
		RDT&E								3	1	1	1
		BUWPS	3		3								
			9		3				6	7	5	5	5
			9		3				6	7	5	5	5
VU L													
	UO 1	NABS	14						14	14	16	16	16
		NATRA	4						4	4	2	2	2
		NART	2						2	2	2	2	2
			20						20	20	20	20	20
			20						20	20	20	20	20

* COMBAT FIRST LINE MODELS

[redacted]

DECLASSIFIED

[redacted]

PROGRAM AIRCRAFT

TABLE 3

PROGRAM INVENTORY BY STATUS AND PLANNED OPERATING ASSIGNMENTS

BY COMMAND, CLASS AND MODEL

CLASS AND MODEL		COMMAND	TOTAL	BUWEPS FR: NON OPERATIONAL SUPPORT	BUWEPS FR: RESERVE STOCK	OPERATING COMMANDS: OPERATIONAL POOL: READY FOR ISSUE	OPERATING COMMANDS: OPERATIONAL POOL: NOT READY FOR ISSUE: UNDG. PAR & AIRLINE MAINTENANCE	OPERATING COMMANDS: OPERATIONAL POOL: NOT READY FOR ISSUE: OTHER	OPERATING COMMANDS: ON BOARD OPERATING INV.	PLANNED OPT'G. ASSIGNMENTS: 31 MAR 1961	PLANNED OPT'G. ASSIGNMENTS: 30 JUN 1961	PLANNED OPT'G. ASSIGNMENTS: 30 SEP 1961	PLANNED OPT'G. ASSIGNMENTS: 31 DEC 1961
TRAINING JET													
VT													
	T2J 1	NABS	6						6	6	6	6	6
		NATRA	148				16	11	121	149	149	149	149
		RDT&E	3						3	1	1	1	1
		BUWPS	47	47									
			204	47			16	11	130	156	156	156	156
	T2V 1	NABS	39				4		35	36	36	38	41
		NATRA	18				7		11	15	15	15	15
		NART	17			1			16	15	15	15	15
		RDT&E	7						7	7	7	7	6
		BUWPS	57		57								
			138		57	1	11		69	73	73	75	77
	TV 2	NABS	42						42	40	41	40	40
		NART	18					1	17	25	25	25	25
		BUWPS	256	19	237								
			316	19	237			1	59	65	66	65	65
	F9F 8T	LANT	95			2	7	3	83	82	82	82	82
		PAC	137			11	13	1	112	116	116	116	116
		NATRA	108				11		97	92	92	92	92
		NART	6						6				
		RDT&E	5						5	5	5	5	5
		BUWPS	8	2	6								
			359	2	6	13	31	4	303	295	295	295	295
	F3D 2T2	LANT	10						10	8	8	8	8
		PAC	10						10	8	8	8	8
		NATRA	3						3	3	9	9	9
		RDT&E	4						4	2	2	2	2
		BUWPS	19	2	17								
			46	2	17				27	21	27	27	27
			1063	70	317	14	58	16	588	610	617	618	620
VT D													
	TV 2D	PAC	4			1		1	2	3	3	3	3
		NABS	2						2	2	2	2	2
		BUWPS	4	1	3								
			10	1	3	1		1	4	5	5	5	5
			10	1	3	1		1	4	5	5	5	5
VT KD													
	TV 2KD	NABS	1						1	1	1	1	1
		BUWPS	6		6								
			7		6				1	1	1	1	1
			7		6				1	1	1	1	1
TRAINING PROP													
VT ME													
	SNB 5	LANT	23						23	23	23	21	21
		PAC	47			1		6	40	36	36	36	36
		NABS	209					4	205	203	192	192	192
		NATRA	79						79	73	71	71	71
		NART	33					1	32	33	31	31	31
		BUWPS	247	48	199								
			638	48	199	1		11	379	368	353	351	351
			638	48	199	1		11	379	368	353	351	351
VT MEP													
	SNB 5P	PAC	6			2			4	5	5	5	5
		NABS	9						9	8	8	8	8
		NATRA	9						9	8	8	8	8
		NART	4						4	4	4	4	4
		BUWPS	11	2	9								
			39	2	9	2			26	25	25	25	25
			39	2	9	2			26	25	25	25	25

[redacted]

DECLASSIFIED

[redacted]

TABLE 3

PROGRAM INVENTORY BY STATUS AND PLANNED OPERATING ASSIGNMENTS

BY COMMAND, CLASS AND MODEL

CLASS AND MODEL	COMMAND	TOTAL	BUWEPS FR: NON OPERATIONAL SUPPORT	BUWEPS FR: RESERVE STOCK	OPERATING COMMANDS: OPERATIONAL POOL: READY FOR ISSUE	OPERATING COMMANDS: OPERATIONAL POOL: NOT READY FOR ISSUE: UNDG. PAR & AIRLINE MAINTENANCE	OPERATING COMMANDS: OPERATIONAL POOL: NOT READY FOR ISSUE: OTHER	OPERATING COMMANDS: ON BOARD OPERATING INV.	PLANNED OPT'G. ASSIGNMENTS: 31 MAR 1961	PLANNED OPT'G. ASSIGNMENTS: 30 JUN 1961	PLANNED OPT'G. ASSIGNMENTS: 30 SEP 1961	PLANNED OPT'G. ASSIGNMENTS: 31 DEC 1961
VT SE												
T 34B	LANT	1						1	1	1	1	1
	NATRA	163			2			161	145	145	145	145
	RDT&E	2						2	2	2	2	2
	BUWPS	170	27	143								
		336	27	143	2			164	148	148	148	148
T 28B	LANT	12						12	8	8	8	8
	PAC	8					1	7	8	8	8	8
	NABS	49						49	49	57	59	59
	NATRA	215					9	206	225	214	214	214
	NART	10						10	10	10	10	10
	RDT&E	3						3	3	3	3	3
	BUWPS	105	60	45								
		402	60	45			10	287	303	300	302	302
T 28C	NATRA	154					9	145	140	140	140	140
	BUWPS	107	12	95								
		261	12	95			9	145	140	140	140	140
		999	99	283	2		19	596	591	588	590	590
VT E												
R4D 5Q	BUWPS	1		1								
		1		1								
R4D 6S	NART	1						1	1	1	1	1
	BUWPS	4	1	3								
		5	1	3				1	1	1	1	1
R4D 5S	NART	1						1	1	1	1	1
	BUWPS	7		7								
		8		7				1	1	1	1	1
		14	1	11				2	2	2	2	2
VT NAV												
R4D 8T	NATRA	8						8	7	7	7	7
		8						8	7	7	7	7
R4D 7	NATRA	5						5	5	5	5	5
	BUWPS	1	1									
		6	1					5	5	5	5	5
		14	1					13	12	12	12	12
VT D												
T 28BD	LANT	2						2	2	2	2	2
	NABS	3						3	3	3	3	3
	RDT&E	3						3	2	2	2	2
	BUWPS	2		2								
		10		2				8	7	7	7	7
		10		2				8	7	7	7	7
ROTARY WING												
HS												
* HSS 2	LANT									12	23	34
	PAC										17	25
	BUWPS	20	20									
		20	20							12	40	59
* HSS 1	LANT	56					2	54	48	27		
	PAC	40					1	39	33	28		
	NATRA										10	10
	NART	20						20	26	26	26	15
	RDT&E	1						1				
	BUWPS	29	29									
		146	29				3	114	107	81	36	25
* HSS 1N	LANT	37			5			32	44	53	69	58
	PAC	21						21	37	43	54	46
	NART										5	27
	RDT&E	3						3				
	BUWPS	37	37									
		98	37		5			56	81	96	128	131
* HSS 1NX	PAC	10					6	4				
	BUWPS	1	1									
		11	1				6	4				
		275	87		5		9	174	188	189	204	215

* COMBAT FIRST LINE MODELS

[redacted]

[redacted]

DECLASSIFIED

PROGRAM AIRCRAFT

TABLE 3

PROGRAM INVENTORY BY STATUS AND PLANNED OPERATING ASSIGNMENTS

BY COMMAND, CLASS AND MODEL

CLASS AND MODEL	COMMAND	TOTAL	BUWEPS FR: NON OPERATIONAL SUPPORT	BUWEPS FR: RESERVE STOCK	OPERATING COMMANDS: OPERATIONAL POOL: READY FOR ISSUE	OPERATING COMMANDS: OPERATIONAL POOL: NOT READY FOR ISSUE: UNDG. PAR & AIRLINE MAINTENANCE	OPERATING COMMANDS: OPERATIONAL POOL: NOT READY FOR ISSUE: OTHER	OPERATING COMMANDS: ON BOARD OPERATING INV.	PLANNED OPT'G. ASSIGNMENTS: 31 MAR 1961	PLANNED OPT'G. ASSIGNMENTS: 30 JUN 1961	PLANNED OPT'G. ASSIGNMENTS: 30 SEP 1961	PLANNED OPT'G. ASSIGNMENTS: 31 DEC 1961
HO												
* HOK 1	LANT	12						12	9	9	9	9
	PAC	23					2	21	24	24	24	24
	NABS	4						4	4	4	4	4
	BUWPS	19	19									
		58	19				2	37	37	37	37	37
HO4S 3	LANT	1			1							
	NATRA	21						21	21	21	21	21
	BUWPS	10	10									
		32	10		1			21	21	21	21	21
		90	29		1		2	58	58	58	58	58
HR L												
HRS 3	LANT	28			1			27	28	12	12	12
	PAC	25						25	27	26	16	15
	NABS	20						20	20	20	20	20
	NATRA	11						11	10	10	10	10
	RDT&E	1						1	1	1	1	1
	BUWPS	13	12	1								
		98	12	1	1			84	86	69	59	58
* HUS 1	LANT	72			1		1	70	68	84	84	84
	PAC	131			6		12	113	121	131	139	147
	NABS	14						14	14	14	14	14
	BUWPS	32	32									
		249	32		7		13	197	203	229	237	245
* HUS 1Z	NABS	4						4	4	4	4	4
		4						4	4	4	4	4
		351	44	1	8		13	285	293	302	300	307
HR M												
* HR2S 1	LANT	14						14	14	14	14	14
	PAC	11						11	13	13	13	13
	NABS	2						2	2	2	2	2
	BUWPS	11	11									
		38	11					27	29	29	29	29
		38	11					27	29	29	29	29
HU												
* HU2K 1	LANT									4	11	14
	PAC										8	13
	RDT&E										1	1
	BUWPS	7	7									
		7	7							4	20	28
* HUK 1	LANT	2						2				
	PAC	10					5	5	6	6	6	6
	NABS	1						1	1	1	2	4
	BUWPS	6	6									
		19	6				5	8	7	7	8	10
* HUS 1A	LANT	9			3			6	9	10	10	10
	PAC	6			1		2	3	5	5	4	3
	NABS	1						1	1	1	1	1
	RDT&E	1						1	1	1	1	1
	BUWPS	3	3									
		20	3		4		2	11	16	17	16	15
* HUL 1	LANT	6						6	6	6	6	6
	PAC	6						6	6	6	6	6
	BUWPS	2	2									
		14	2					12	12	12	12	12
HUP 3	LANT	19						19	22	22	22	22
	PAC	19						19	22	23	20	15
	BUWPS	11	11									
		49	11					38	44	45	42	37
HUP 2	LANT	11						11	14	12	6	
	PAC	15			1		2	12	9	10	5	5
	NABS	19						19	19	19	18	16
	NATRA	12						12	14	14	4	4
	NART	30						30	30	30	30	25
	RDT&E								1			
	BUWPS	10	10									
		97	10		1		2	84	87	85	63	50
		206	39		5		9	153	166	170	161	152

* COMBAT FIRST LINE MODELS

[redacted]

[redacted]

TABLE 3 DECLASSIFIED PROGRAM AIRCRAFT

PROGRAM INVENTORY BY STATUS AND PLANNED OPERATING ASSIGNMENTS

BY COMMAND, CLASS AND MODEL

CLASS AND MODEL	COMMAND	TOTAL	BUWEPS FR: NON OPERATIONAL SUPPORT	BUWEPS FR: RESERVE STOCK	OPERATING COMMANDS: OPERATIONAL POOL: READY FOR ISSUE	OPERATING COMMANDS: OPERATIONAL POOL: NOT READY FOR ISSUE: UNDG. PAR & AIRLINE MAINTENANCE	OPERATING COMMANDS: OPERATIONAL POOL: NOT READY FOR ISSUE: OTHER	OPERATING COMMANDS: ON BOARD OPERATING INV.	PLANNED OPT'G. ASSIGNMENTS: 31 MAR 1961	PLANNED OPT'G. ASSIGNMENTS: 30 JUN 1961	PLANNED OPT'G. ASSIGNMENTS: 30 SEP 1961	PLANNED OPT'G. ASSIGNMENTS: 31 DEC 1961
HT												
HTL 7	LANT	4						4	6	6	6	6
	PAC	1						1	2	2	2	2
	NART	3						3	3	3	3	3
	BUWPS	6	6									
		14	6					8	11	11	11	11
HTL 6	NATRA	27						27	27	27	27	27
	BUWPS	15	15									
		42	15					27	27	27	27	27
HTL 4	LANT	1						1	1	1		
	BUWPS	2		2								
		3		2				1	1	1		
		59	21	2				36	39	39	38	38
AIRSHIPS												
ZP												
ZS2G 1	RDT&E	1						1	1	1		
		1						1	1	1		
* ZPG 2	LANT	3					1	2	4	4	4	4
	RDT&E	2						2	2	2	3	3
	BUWPS	4	1	3								
		9	1	3			1	4	6	6	7	7
		10	1	3			1	5	7	7	7	7
ZW												
* ZPG 3W	LANT	2					1	1	3	3	3	3
	BUWPS	1	1									
		3	1				1	1	3	3	3	3
* ZPG 2W	LANT	2				1		1	1	1	1	1
	BUWPS	1		1								
		3		1		1		1	1	1	1	1
		6	1	1		1	1	2	4	4	4	4

* COMBAT FIRST LINE MODELS

[redacted]

[redacted]

DECLASSIFIED

TOTAL PROGRAM AND NON-PROGRAM AIRCRAFT

TABLE 4 LOCATION OF AIRCRAFT INVENTORY BY ORGANIZATIONAL UNIT

LOCATION	UNIT	NO. OF A/C	COM-MAND
ABD ALTAIR	HU 4 DET 85	1	11
ABD BENINGTN	DET Q	4	21
	VS 33	11	21
	VS 38	11	21
	HS 8	14	21
	HMRL 163	23	29
ABD BOXER	HMRL 264	20	19
ABD CHMPLAIN	VAW 12 DET 34	2	11
	VS 22	12	11
	VS 32	12	11
	HS 5	14	11
	HU 2 DET 34	1	11
	HMRM 461	14	19
ABD CORALSEA	VF 151	12	21
	VA 152	12	21
	VA 153	12	21
	VF 154	13	21
	VA 155	12	21
	VAH 2	11	21
	VCP 61 DET D	3	21
	VAW 13 DET D	3	21
	VMA 121	19	29
	VMA 324	23	29
ABD EASTWIND	HU 4 DET 73	2	11
ABD EDISTO	HU 4 DET 71	2	11
ABD FORRESTL	VF 102	13	11
	VA 81	12	11
	VF 103	13	11
	VA 83	12	11
	VA 85	12	11
	VAH 5	12	11
	VFP 62 DET 42	3	11
	VAW 12 DET 42	5	11
	VAW 33 DET 42	3	11
	HU 2 DET 42	2	11
ABD GLACIER	HU 4 DET 69	2	11
ABD HANCOCK	VF 111	13	21
	VA 112	11	21
	VA 113	11	21
	VF 114	13	21
	VA 115	11	21
	VAW 13 DET C	3	21
ABD INDEPEND	VAW 12 DET 41	5	11
	HU 2 DET 41	3	11
	VMA 224	11	19
ABD KEARSGE	VAW 11 DET R	6	21
ABD LEXINGTN	VF 211	12	21
	VA 212	10	21
	VF 213	12	21
	~~VA 215~~	~~12~~	~~21~~
	VA 216	11	21
	VAH 4 L	3	21
	VCP 63 DET L	3	21
ABD LTE ROCK	HU 2 DET 26	1	11
ABD LSD 15	HMRL 262 SUB 1	7	19
ABD LSD 34	HMRL 264 SUB 1	6	19
ABD LST 1160	HU 4 DET 86	1	11
ABD MIDWAY	VA 23	11	21
	VF 24	13	21
	VA 22	12	21
	VF 21	13	21
	VA 25	12	21
	VAH 8	9	21
	VCP 63 DET A	3	21
	VAW 11 DET A	3	21
ABD MTMCKNLY	HU 4 DET 94	1	11
ABD OBSER IS	HU 4 DET 97	1	11
ABD POCONO	HU 4 DET 92	1	11
ABD ROOSEVLT	VF 14	12	11
	VF 11	14	11
	VA 15	12	11
	VA 172	12	11
	VAH 11	10	11
	VA 12	12	11
	VFP 62 DET 37	2	11
	VAW 12 DET 37	3	11
ABD SHANGRLA	VA 46	12	11
	VF 13	14	11
	VA 106	12	11
	VA 176	12	11
	VFP 62 DET 44	2	11
	HU 2 DET 44	2	11
	VMA 225	12	19
ABD SPRNGFLD	HU 2 DET 22	1	11
ABD TACONIC	HU 4 DET 93	1	11
ABD TANNER	HU 4 DET 76	2	11
ABD VALY FRG	VAW 12 DET 52	3	11
ABD WASP	VAW 12 DET 48	4	11
	VS 28	13	11
	VS 31	13	11
	HS 11	15	11
	HU 2 DET 48	1	11
ADAK	NAVSTA 17 ND	2	21
AGANA	VCP 61	19	21
	VAW 13	16	21
	VW 1	10	21
	NAS	10	21
AKRON	BWR AKRON	1	31
ALAMEDA	VF 91	17	21
	VF 92	17	21
	VA 93	13	21
	VA 94	13	21
	VA 95	16	21
	VP 9	12	21
	VP 19	13	21
	VR 21 DET ALA	7	21
	NAS ALAMEDA	9	21
	CVA 61 RANGER	1	21
	CVA 14 TCNDRGA	1	21
	CVA 34 ORISKNY	2	21
	CVA 41 MIDWAY	1	21
	CVA 43 CRL SEA	1	21
	NAS 12 NAV DST	25	31
	O&R BUWEPS FR	114	88
ANACOSTIA	NAS ANACOSTIA	78	31
	HQ MC FLT SECT	16	39
	NARTU	38	50
	NAS RDT&E	2	70
ANNAPOLIS	NAF ANNAPOLIS	13	31
ARGENTIA	VW 11	18	11
	NAVSTA	4	11
ATLANTA	NAS NART	28	50
ATSUGI	VQ 1	14	21
	HU 1 DET 1	15	21
	VR 21 DET	9	21
	H&MS 11	18	29
	VMF 312	21	29
	VMFAW 115	19	29
	VMFAW 314	18	29
	VU 5	11	21
	NAS	24	21
	FAWPRA	44	21
AUSTRALIA	ATT CANBERRA	1	21
BALTIMORE	BWR BALTIMORE	1	31
	BWR RDT&E	4	70
	BWR FR	19	88
BARBERS PNT	VP 6	12	21
	VP 28	12	21
	AEWBARRONPAC	36	21
	VR 21	15	21
	VU 1	34	21
	NAS 14 NAVDST	27	21
BEAUFORT	VMF 122	24	19
	VMF 235	23	19
	VMF 251	18	19
	VMF 333	24	19
	VMA 331	28	19
	MCAS	7	39
BERMUDA	VP 45	11	11
	VP 49	11	11
	NAVSTA	1	11
BETHPAGE	~~BWR RDT&E~~	~~11~~	~~70~~
	BWR FR	19	88
BLOOMFIELD	BWR RDT&E	11	70
	BWRR FR	7	88
BOSTON	CVS 18 WASP	2	11
	ONR	1	70
BRAZIL	MISSION RIO DJ	1	11
BREMERTON	CVS 12 HORNET	2	21
	CVS 10 YORKTWN	1	21
BROWN FIELD	VU 3	13	21
	VU 7	33	21
	NAAS 11 NAVDST	1	31
BRUNSWICK	VP 7	11	11
	VP 11	11	11
	VP 21	13	11
	VP 23	13	11
	VP 26	11	11
	NAS 1 NAV DST	5	31
BUENOS AIRES	NAV ADV GROUP	1	11
BUFFALO	BWR BUFFALO	1	31
	BWR RDT&E	1	70
BURBANK	BWR BURBANK	1	31
	BWR RDT&E	3	70
	BWR FR	49	88
CAMDEN	CVA 63 KITTYHW	1	11
CAMP PENDLET	VMO 6	20	29
CECIL FIELD	VF 31	12	11
	VF 32	12	11
	VA 34	11	11
	VA 35	12	11
	VA 36	11	11
	VF 174	61	11
	VA 163	8	11
	VA 164	8	11
	VF 161	7	11
	VF 162	6	11
	VFP 62	21	11
	NAS 6 NAV DST	11	31
CHASE	NAAS NAATC	6	43
	TRARON 24	46	43
	TRARON 25	46	43
	TRARON 26	34	43
CHERRY POINT	MARS MWSG 27	18	19
	H&MS 14	4	19
	H&MS 24	4	19
	H&MS 32	5	19
	VMFAW 531	20	19
	VMA 224 SUB 1	12	19
	VMA 225 SUB 1	7	19
	VMA 242	20	19
	VMA 332	20	19
	VMCJ 2	17	19
	VMR 252	20	19
	VMR 353	8	19
	VMT 1	21	19
	MCAS	2	19
	MCAS SO&ES	10	39
	O&R BUWEPS FR	92	88
CHILE	MISSION VLPRSO	1	11
CHINA LAKE	VX 5	13	21
	NAF 11 NAV DST	3	31
	NAF RDT&E	55	70
CLEVELAND	NASA	1	70

[redacted]

DECLASSIFIED

[redacted]

TOTAL PROGRAM AND NON-PROGRAM AIRCRAFT

TABLE 4 LOCATION OF AIRCRAFT INVENTORY BY ORGANIZATIONAL UNIT

LOCATION	UNIT	NO. OF A/C	COMMAND
COLOMBIA	MISSION BOGOTA	1	11
COLORADO SPR	COMNAVCONAD	2	31
COLUMBUS	BWR COLUMBUS	2	31
	BWR RDT&E	16	70
	BWR FR	10	88
CRPS CHRISTI	TRARON 28	66	43
	TRARON 29	10	43
	TRARON 30	35	43
	TRARON 31	14	43
	NAS NAATC	20	43
	POOL BUWEPS FR	3	88
	FLYING CLUB	1	88
CUBI PNT	H&MS 12	4	29
	VMA 212	21	29
	VMCJ 1	16	29
	VU 5 DET A	4	21
	NAS CUBI PNT	11	21
DAHLGREN	NWL	1	31
DALLAS	NAS NART	51	50
	BWR RDT&E	7	70
	BWR FR	60	88
DENVER	NAVCRUIT STA	1	31
DHAHRAN AFB	HDQTRS CMEF	1	11
ECUADOR	MISSION QUITO	1	11
EDWARDS AFB	NLO	3	70
	GEN ELEC CO	1	88
	LAKE CEN AIRLN	3	88
	NO CEN AIRLNS	2	88
	OZARK AIR INC	3	88
	TRANS TEX AIRW	2	88
	U S ARMY	12	88
	USAF	4	88
EST HARTFORD	BWR EST HRTFRD	1	31
	BWR RDT&E	14	70
	BWR FR	57	88
EGYPT	ATT CAIRO	1	11
EL CENTRO	US NAV PAR FAC	1	31
	NPF	9	70
EL SEGUNDO	BWR EL SEGUNDO	1	31
	BWR RDT&E	8	70
	BWR FR	9	88
EL TORO	H&MS 15	6	29
	MARS 37	9	29
	H&MS 33	4	29
	VMF 323	25	29
	VMF 451	24	29
	VMFAW 334	28	29
	VMFAW 513	20	29
	VMFAW 542	20	29
	VMA 211	23	29
	VMA 223	24	29
	VMA 311	22	29
	VMA 343	21	29
	VMCJ 3	23	29
	VMR 352	14	29
	HMRL 363	21	29
	HHS AFMFPAC	6	29
	VMT 2	23	29
	MCAS SO&ES	11	39
ELLYSON FLD	HT 8	59	41
FALLON	NAAS 12 NAVDST	4	31
FORT WORTH	BWR RDT&E	1	70
FUTEMA	H&MS 16	4	29
	HMRL 162	22	29
	HMRL 362	24	29
GLENVIEW	NAS NART	62	50
GLYNCO	NAS	7	44
	NAVCICOFFSCOL	52	44
GREECE	ATT ATHENS	1	11
GROSSE ILE	NAS NART	44	50
GTMO BAY	VU 10	13	11
	NAS GTMO BAY	8	11
HAITI	MISSION PTAUPR	1	11
INDIA	ATT NEW DELHI	1	11
INDIANAPOLIS	AVIONICS FAC	1	31
IRAN	ATT TEHRAN	1	11
IWAKUNI	VP 22	12	21
	VP 50	11	21
	MARS 17	17	29
	VMR 253	20	29
	MCAF IWAKUNI	4	29
JACKSONVILLE	VA 44	93	11
	VA 165	9	11
	VAP 62	12	11
	VP 5	11	11
	VP 18	14	11
	VP 30	11	11
	VU 10 DET	2	11
	NAS 6 NAV DST	19	31
	NARTU	43	50
	O&R BUWEPS FR	140	88
JAVA	ATT DJAKARTA	1	21
JOHNSVILLE	NAS 4 NAV DST	7	31
	NADC	20	70
	FLYING CLUB	1	88
KANEOHE	H&MS 13	10	29
	VMF 232	20	29
	VMA 214	22	29
	HMRL 161	18	29
	MCAS 14 ND	7	29
	DET	4	31
KEFLAVIK	NAF	1	11
KENT	NAF W MALLING	7	11
KEY WEST	VF 101	37	11
	VS 30	14	11
	HS 1	9	11
	VX 1	15	11
	NAS 6 NAV DST	5	31
KINGSVILLE	TRARON 7	70	41
	NAAS NAATC	8	43
	TRARON 21	48	43
	TRARON 22	45	43
	TRARON 23	33	43
KIRTLAND AFB	NASWF	1	31
	NASWF	12	70
KODIAK	VP 1	12	21
	NAVSTA 17 ND	3	21
KWAJALEIN	PMRFAC	5	21
LAJES	NAF	1	11
LAKEHURST	ZP 3	3	11
	ZP 1	4	11
	HU 2	16	11
	HU 4	13	11
	NAS 4 NAV DST	7	31
	NATECHTRAU	1	44
	NARTU	14	50
	NATFSI	7	70
	NAS	2	70
	O&R BUWEPS FR	7	88
	FLYING CLUB	1	88
LANGLEY FLD	NASA	1	70
LITCHFLD PRK	NAF LITCHFLD	33	21
	NAF 11 NAV DST	2	31
	STORAGE FACLTY	2078	88
LONG BEACH	CVS 33 KERSRGE	1	21
LOS ALAMITOS	VS 23	12	21
	VS 29	12	21
	VS 35	12	21
	VS 37	12	21
	NAS NART	77	50
LOS ANGELES	LPH 6 THETIS B	1	21
	CVA 16 LEXIGTN	1	21
MARIETTA	BWR FR	3	88
MAYPORT	CVA 38 SHANGRL	1	11
	CVA 42 FDR	1	11
	CVA 60 SARATOG	1	11
	NAVSTA	3	31
MEMPHIS	NATECHTRACEN	2	44
	NAS	17	44
	NARTU	32	50
	POOL BUWEPS FR	1	88
MERIDIAN	NAS NABTC	2	41
MEXICO	ATT MEXICO CTY	1	11
MIDWAY	NAVSTA 14 ND	4	21
MINNEAPOLIS	NAS NART	40	50
MIRAMAR	VF 51	14	21
	VA 52	12	21
	VF 53	18	21
	VA 55	13	21
	VA 56	15	21
	VF 121	45	21
	VA 126	65	21
	VF 141	11	21
	VF 142	18	21
	VA 144	13	21
	VA 145	12	21
	VA 146	13	21
	VCP 63	25	21
	NAS 11 NAV DST	13	31
MOFFETT FLD	VF 124	74	21
	VA 125	39	21
	VF 191	14	21
	VA 192	13	21
	VF 193	16	21
	VA 195	13	21
	VA 196	12	21
	NAS MOFFETT	6	21
	NAS 12 NAV DST	9	31
	NASA	1	70
MONTEREY	NAF 12 NAVDST	43	31
MORTON	BWR RDT&E	1	70
	BWR FR	2	88
NAHA	VP 4	13	21
	VU 5 DET B	11	21
	NAF	5	21
NAPLES	VR 24 DET	9	11
	NAF	20	11
NEW IBERIA	NAAS NAATC	4	43
	TRARON 27	49	43
NEW ORLEANS	NAS NART	35	50
	FLYING CLUB	1	88
NEW RIV JAX	H&MS 26	1	19
	HMRL 261	14	19
	HMRL 262	13	19
	HMRL 263	20	19
	VMO 1	24	19
	MCAF	5	39
	FLYING CLUB	1	88
NEW YORK	CVA 64 CONSTEL	1	11
	NAS NART	69	50

[redacted]

DECLASSIFIED

[redacted]

TOTAL PROGRAM AND NON-PROGRAM AIRCRAFT

TABLE 4 LOCATION OF AIRCRAFT INVENTORY BY ORGANIZATIONAL UNIT

LOCATION	UNIT	NO. OF A/C	COM-MAND
NORFOLK	VS 24	13	11
	VS 27	13	11
	HS 3	14	11
	VS 26	10	11
	VS 36	12	11
	HS 7	21	11
	VP 8	11	11
	VP 24	13	11
	VP 44	11	11
	VP 56	13	11
	VP 30 DET A	5	11
	HU 2 DET 1	4	11
	VRC 40	12	11
	CVA 11 INTREPD	1	11
	CVS15 RANDOLPH	1	11
	LPH 4 BOXER	1	11
	CVA 59 FORSTAL	1	11
	CVS 45 VALYFRG	1	11
	CVA 62 INDPEND	2	11
	HS FMFLNT	7	19
	NAS 5 NAV DST	43	31
	NARTU	17	50
	O&R BUWEPS FR	261	88
NORWAY	ATT OSLO	1	11
OAKLAND	NAS NART	73	50
OCEANA	VA 43	65	11
	DET A	13	11
	VA 42	22	11
	VF 33	11	11
	VF 74	15	11
	VA 65	12	11
	VA 66	17	11
	VA 76	13	11
	VF 41	15	11
	VF 84	12	11
	VA 75	13	11
	VA 86	10	11
	VA 72	10	11
	VU 2	12	11
	VU 4	15	11
	NAS 6 NAV DST	15	31
	POOL BUWEPS FR	1	88
OKINAWA	MCAF FUTEMA	2	29
OLATHE	NATECHTRAU	16	44
	NAS NART	19	50
ONTARIO	BWR FR	1	88
OPPAMA	NAF	1	21
PANAMA	COM FIFTEEN	1	11
PANAMA CITY	MINEDEFDEVU	1	70
PT HUENEME	LPH 5 PRINCETN	1	21
PORT ISABEL	NAAS NAATC	3	43
PTXNT RIVER	VW 2	6	11
	VW 13	9	11
	VW 15	10	11
	AEWTRAUNIT	5	11
	VR 1	15	11
	NAS PTXNT RIV	14	31
	NATC RDT&E	108	70
PENSACOLA	CVS 36 ANTETAM	1	11
	NAS NABTC	62	41
	CVS 36ANTETAM	1	41
	TRARON 4	73	41
	NATECHTRAU	17	44
	O&R BUWEPS FR	341	88
PERU	MISSION LIMA	1	11

LOCATION	UNIT	NO. OF A/C	COM-MAND
PHILADELPHIA	NATECHTRAU	1	44
	NAMC	3	70
PNT ARGUELLO	NMF	4	31
POINT MUGU	VX 4	13	21
	PAC MISSLE RNG	61	31
	NAS 11 NAV DST	10	31
	USNMC RDT&E	21	70
PORT LYAUTEY	VR 24	9	11
	NAS	5	11
PORT WASHNGT	NTDC	1	31
QUANTICO	HMX 1	24	39
	MCAS AES 12	18	39
	MCAS AES 12	2	70
	POOL BUWEPS FR	1	88
QUONSET PNT	VAW 12	29	11
	VAW 33	10	11
	VS 34	13	11
	VS 39	13	11
	HS 9	17	11
	VX 6	23	11
	VU 2 DET A	3	11
	NAS	1	11
	CVS 9 ESSEX	1	11
	CVS 39 CHMPLAN	1	11
	NAS 1 NAV DST	27	31
	NATU	3	70
	O&R BUWEPS FR	144	88
REAM FIELD	HS 6	17	21
	HS 4	19	21
	HS 2	13	21
	HS 10	8	21
	HU 1	30	21
	NAAS 11 NAVDST	1	31
ROOSEVLT RDS	VW 4	7	11
	VMFAW 114	20	19
	VMA 533	23	19
	VU 8	24	11
	NAVSTA	7	11
ROTA	VF 62	15	11
	VQ 2	15	11
	VP 10	11	11
	NAVSTA	26	11
	FLYING CLUB	1	88
SAN DIEGO	VA 122	32	21
	VAW 11	41	21
	VFAW 3	32	21
	VS 21	11	21
	VS 29	11	21
	VS 41	12	21
	VP 46	11	21
	VP 42	9	21
	VP 48	8	21
	VP 31	15	21
	NAS NORTH ISL	5	21
	CVS 20 BENNING	1	21
	CVA 19 HANCOCK	1	21
	NAS 11 NAV DST	29	31
	O&R BUWEPS FR	154	88
SANFORD	VAH 9	12	11
	VAH 3	32	11
	VAH 13	8	11
	VAH 1	16	11
	VAH 7	6	11
	NAS 6 NAV DST	7	31
SANGLEY PNT	VP 40	13	21
	NAVSTA	5	21

LOCATION	UNIT	NO. OF A/C	COM-MAND
SANTA ANA	HMRL 361	22	29
	HMRM 462	11	29
SAUFLEY FLD	NAAS NABTC	13	41
	TRARON 1	148	41
	TRARON 5	48	41
SCHENECTADY	INSMAT	1	70
SEOUL	COMNAVFORKOREA	2	21
SEATTLE	NAS NART	43	50
SIGONELLA	VP 16	11	11
	NAF	3	11
SO WEYMOUTH	NADU	2	31
	NAS NART	48	50
	NADU	12	70
	POOL BUWEPS FR	1	88
SO AFRICA	ATT PRETORIA	1	11
ST LOUIS	BWR ST LOUIS	1	31
	BWR RDT&E	9	70
	BWR FR	5	88
SUKIRON	VMO 2	22	29
TETERBORO	BWR TETERBORO	1	31
TAIWAN	COMUSTDC	1	21
	DET A 7TH FLT	1	21
	NAVSECMAAG	1	21
THAILAND	NAVSEC JUSMAG	2	21
TRINIDAD	NAVSTA	1	11
TULSA	O&R BUWEPS FR	11	88
TURKEY	MISSION ANKARA	1	11
VENZUELA	MISSION CARACA	1	11
VIETNAM	MAAG SAIGON	1	21
WALTHAM	BWR	6	70
W PALM BEACH	BWR FR	7	88
WHDBY ISLAND	VAH 4	15	21
	VAH 6	14	21
	VAH 4 C	3	21
	VAH 123	24	21
	VP 2	15	21
	VP 17	12	21
	VP 47	11	21
	NAS WHDBY IS	3	21
	NAS 13 NAV DST	13	31
WHITING FLD	NAAS NABTC	9	41
	TRARON 2	147	41
	TRARON 3	128	41
	TRARON 6	27	41
	FLYING CLUB	1	88
WILLOW GROVE	NAS NART	58	50
WRGT PAT AFB	BWFLTRREP CEN	3	31
YOKOSUKA	COMNAVFORJAPAN	1	21
YUMA	MCAAS	7	39
	ARC RESRCH LAB	1	88
	ATOM ENER COMM	1	88
	BLATZ AIRLINES	1	88
	CAL AIR CHARTR	1	88
	CEN AIRLNE INC	3	88
	DEPT OF AGRI	2	88
	DEPT OF INT	1	88
	DEPT OF JUSTCE	2	88
	FED AVN AGENCY	46	88
		11650	

[redacted]

DECLASSIFIED

CONFIDENTIAL

SECTION II
AIRCRAFT INVENTORY, END OF MONTH

PROGRAM AND NON-PROGRAM AIRCRAFT

TABLE PAGE

5...MAJOR PROGRAM CLASSIFICATION BY COMBAT AND NON-COMBAT TYPE AIRCRAFT 69

6...STATUS DISTRIBUTION BY CLASS AND COMMAND 70

7...STATUS DISTRIBUTION, 1951 TO DATE 71

8...NON-PROGRAM AIRCRAFT, STATUS DISTRIBUTION BY MODEL 72

9...PROGRAM AIRCRAFT, TYPE OF ORGANIZATIONAL UNIT BY CLASS 74

10...PROGRAM AIRCRAFT, ATLANTIC FLEET, TYPE OF ORGANIZATIONAL UNIT BY CLASS 76

11...PROGRAM AIRCRAFT, PACIFIC FLEET, TYPE OF ORGANIZATIONAL UNIT BY CLASS 77

SPECIAL TABLES

12...MAN-CARRYING DRONES BY COMMAND AND STATUS DISTRIBUTION BY MODEL 78

13...AIRCRAFT ON LOAN TO NAVY 78

CHARTS

1...AIRCRAFT INVENTORY AND PLANNED ASSIGNMENT DATA 67

2...MONTH-END INVENTORY OF PROGRAM AIRCRAFT BY STATUS, JUNE 1956 TO DATE 69

3...TOTAL NAVY PROGRAM AIRCRAFT BY ORGANIZATIONAL UNITS 75

CONFIDENTIAL

CONFIDENTIAL

STATUS OF NAVY AIRCRAFT INVENTORY

SCOPE OF SECTION II

Navy aircraft "inventory" is comprised of all aircraft which have been accepted, but not stricken, by the Navy. An aircraft is accepted when legal custody is assumed by the Navy, and is stricken when officially separated from Navy custody by the signature of the Deputy Chief of Naval Operations (Air) to the monthly notice "Separations From and Reinstatements To the Navy list of aircraft".

Navy aircraft are presented under three basic classifications: STATUS, KIND OR CLASS and CONFIGURATION, and CUSTODY. "Status" refers to the classification of the functional employment or condition of aircraft; that is, generally, either undergoing, awaiting, or enroute to either operating, standard rework, special rework, storage, final disposition, or evaluation to determine next action. "Kind or Class and Configuration" refers to physical characteristics; as to general mission purpose of Navy aircraft design, e.g., fighter, attack, patrol, transport, etc. "Sub-Class" refers to the next lower level of classification into more specific mission purpose of design, e.g., all-weather, photographic, etc. "Custody" refers to organizational location; that is, administrative control of assignment, pipeline, and employment of aircraft; and, responsibility to account for and otherwise provide information about aircraft.

Included in Section II are selected inventory statistics for all Navy aircraft except guided missiles. (Aircraft on loan to Navy are included in table 13, but are excluded from all others in Section II.) Succeeding tables and listings represent successive breakdowns, in varying degree of detail, of current TOTAL INVENTORY.

GLOSSARY OF TERMS (AIRCRAFT)

TOTAL INVENTORY - Comprises all man-carrying Naval aircraft (including man-carrying drones) in the custody of all Navy and Marine organizations and units which have been accepted but not yet stricken. Total inventory may be divided into Program and Non-Program categories.

PROGRAM AIRCRAFT - Comprise all production aircraft in the physical custody of Navy and Marine units for which current or future operation within an authorized allowance is intended or can reasonably be expected. Stated differently, the program category includes operating, pipeline and reserve stock aircraft.

NON-PROGRAM AIRCRAFT - Comprise all aircraft of project development and service test (BIS) configuration, target drones (man-carrying), aircraft retired but not yet stricken (including contingency reserve), and aircraft on loan or on bailment contracts.

OPERATIONAL AIRCRAFT - This grouping includes all program aircraft in the controlling custody of the operating commands (COMNAVAIRLANT, COMNAVAIRPAC, CNATRA, CNARESTRA, NABS, and BUWEPS RDT&E) i.e., operating and operational pool aircraft.

OPERATING AIRCRAFT - are those aircraft in the custody of designated units for flight in performance of a Navy mission therefor, in accordance with, and in direct assignment against OPNAV planned operating assignments. Operating aircraft may be further classified by primary mission of unit having custody - "Combat", "Direct Combat Support", "Indirect Combat Support", "Air Training" and "Reserve (USNR-USMCR) Training".

PIPELINE - Comprise aircraft in the Non-Operational Support and Operational Pool categories (see below).

OPERATIONAL POOL AIRCRAFT - are non-operating aircraft in custody of the operating command, i.e., pipeline aircraft in support of the operating program. Pool aircraft are often further classified as between "Ready For Issue" (those new or newly reworked aircraft awaiting issue to an operating unit) and "Not Ready For Issue" (aircraft in process of rework or return to BUWEPS).

NON-OPERATIONAL SUPPORT - aircraft are those in custody of BUWEPS (Fleet Readiness) for purposes of rework.

RESERVE STOCK - are program aircraft in the controlling custody of BUWEPS (FR) which are not currently and actively engaged in any of the various logistic processes (i.e., in, awaiting or enroute to operating or to rework) required in normal transition through standard service life.

CONTINGENCY RESERVE - aircraft are those which have been retired from the program inventory as a consequence of completion of standard service life but which have been retained in the inventory to alleviate mobilization deficiencies. Only those aircraft are retained in contingency reserve for which spare part support is available for at least one more overhaul and one more service tour.

ACTIVE AIRCRAFT - Operating aircraft and aircraft currently engaged in logistic support of operating aircraft.

INACTIVE AIRCRAFT - Non-program and Reserve Stock aircraft.

DECLASSIFIED

CHART 1

AIRCRAFT INVENTORY AND PLANNED ASSIGNMENT DATA

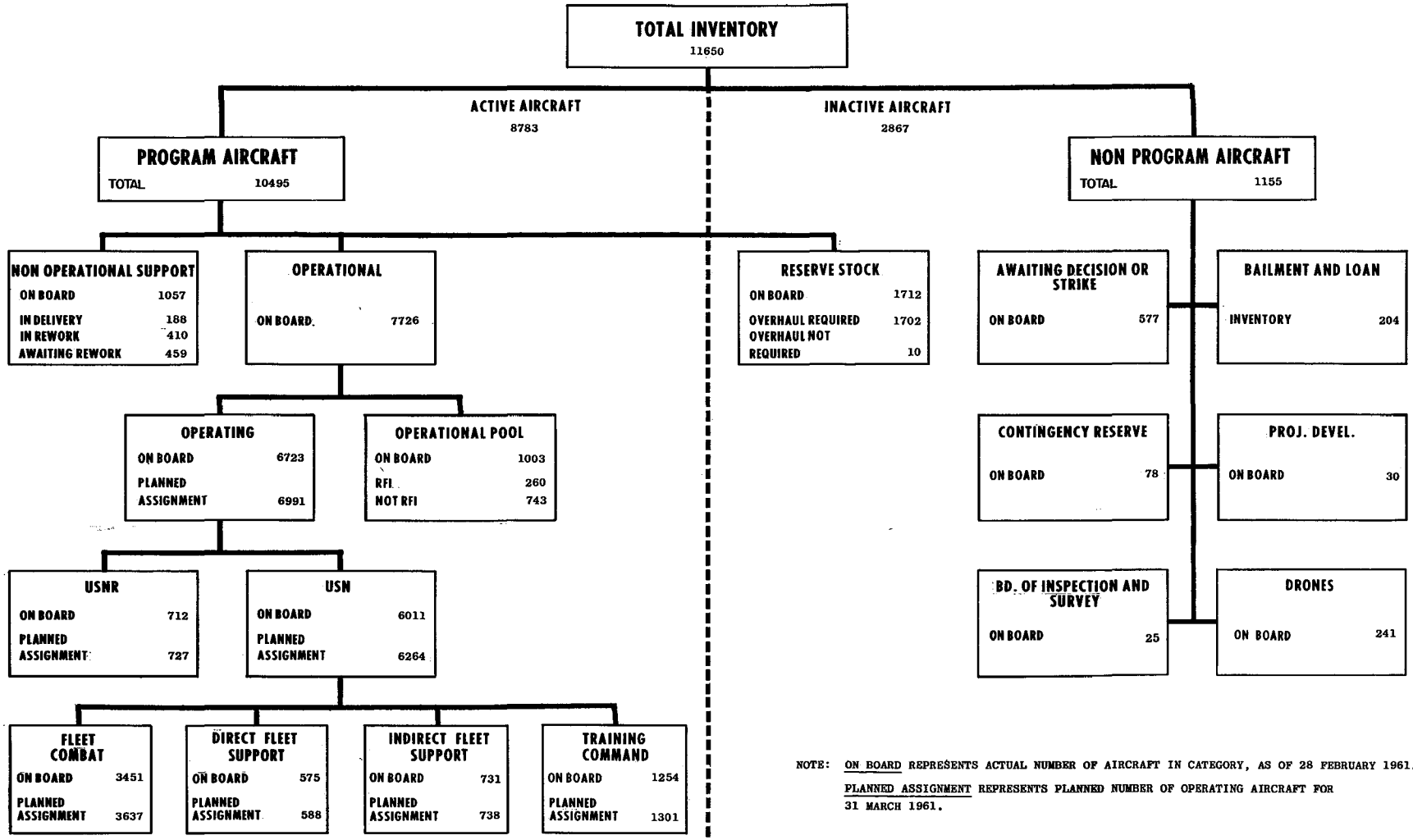

NOTE: ON BOARD REPRESENTS ACTUAL NUMBER OF AIRCRAFT IN CATEGORY, AS OF 28 FEBRUARY 1961.

PLANNED ASSIGNMENT REPRESENTS PLANNED NUMBER OF OPERATING AIRCRAFT FOR 31 MARCH 1961.

DECLASSIFIED

CONFIDENTIAL

DECLASSIFIED

CONFIDENTIAL

TABLE 5

MAJOR PROGRAM CLASSIFICATIONS BY COMBAT AND NON-COMBAT TYPE

PROGRAM & NON-PROGRAM

PROGRAM CLASSIFICATION	28 February 1961					31 JANUARY 1961				
	GRAND TOTAL	HEAVIER-THAN-AIR			LIGHTER THAN AIR	GRAND TOTAL	HEAVIER-THAN-AIR			LIGHTER THAN AIR
		TOTAL	COMBAT TYPE	NON-COMBAT TYPE			TOTAL	COMBAT TYPE	NON-COMBAT TYPE	
TOTAL INVENTORY	11,650	11,634	7,559	4,075	16	11,396	11,379	7,296	4,083	17
PROGRAM AIRCRAFT	10,495	10,479	6,611	3,868	16	10,528	10,511	6,624	3,887	17
Operational	7,726	7,716	5,114	2,602	10	7,742	7,730	5,120	2,610	12
Operating	6,723	6,716	4,282	2,434	7	6,738	6,729	4,292	2,437	9
U. S. Navy	6,011	6,004	3,746	2,258	7	6,012	6,003	3,749	2,254	9
U. S. Navy Reserve	712	712	536	176	-	726	726	543	183	-
Operational Pools	1,003	1,000	832	168	3	1,004	1,001	828	173	3
RFI	260	260	224	36	-	340	340	302	38	-
Not RFI	743	740	608	132	3	664	661	526	135	3
Non-Operating Support	1,057	1,055	689	366	2	1,088	1,086	712	374	2
Delivery	188	187	149	38	1	199	199	166	33	-
Rework	410	409	257	152	1	430	428	261	167	2
Awtg. Rework	459	459	283	176	-	459	459	285	174	-
Reserve Stock	1,712	1,708	808	900	4	1,698	1,695	792	903	3
Overhaul Required	1,702	1,698	799	899	4	1,686	1,683	782	901	3
Overhaul Not Required	10	10	9	1	-	12	12	10	2	-
NON-PROGRAM AIRCRAFT	1,155	1,155	948	207	-	868	868	672	196	-
Awaiting Decision or Strike	577	577	504	73	-	550	550	486	64	-
Contingency Reserve	78	78	54	24	-	60	60	46	14	-
Project Development	30	30	23	7	-	32	32	22	10	-
Bailment and Loan	204	204	101	103	-	205	205	103	102	-
Board of Inspection & Survey	25	25	25	-	-	21	21	15	6	-
Drones	241	241	241	-	-	-	-	-	-	-

CHART 2

TOTAL PROGRAM AIRCRAFT BY STATUS

30 JUNE 1956 TO DATE

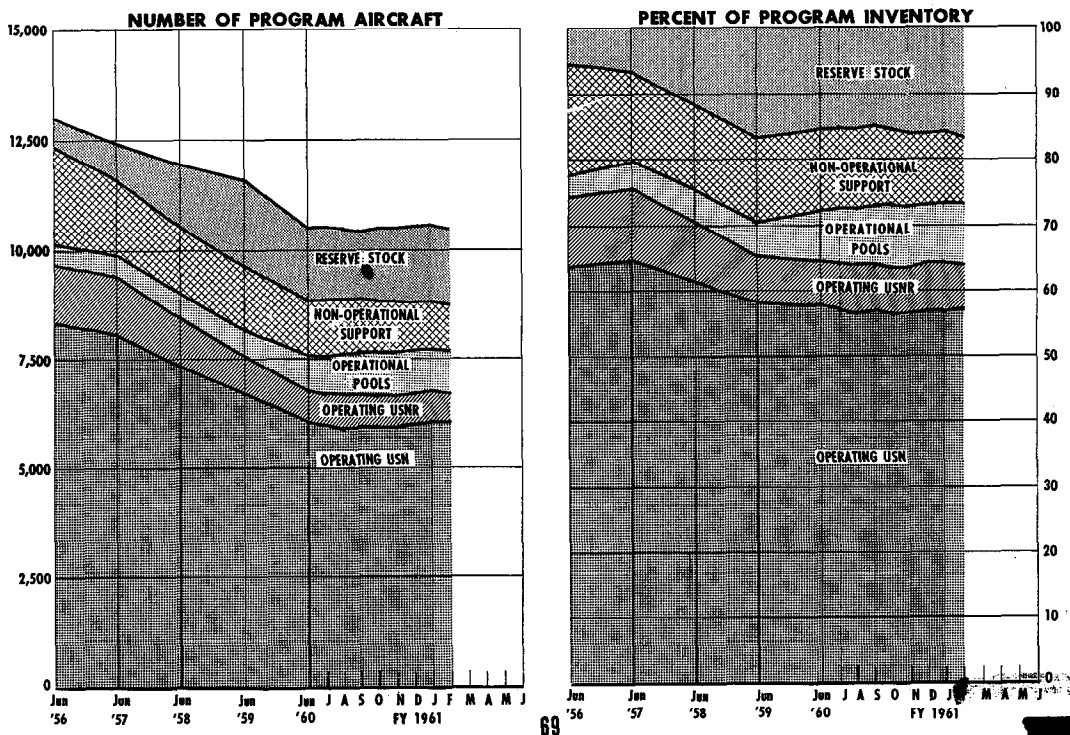

CONFIDENTIAL

[redacted]

DECLASSIFIED

TABLE 6

TOTAL AIRCRAFT INVENTORY
STATUS DISTRIBUTION BY CLASS & COMMAND
PROGRAM & NON-PROGRAM

CLASS AND COMMAND	GRAND TOTAL	PROGRAM								NON - PROGRAM						
		TOTAL	OPERATIONAL			NON-OPERATIONAL SUPPORT			RESERVE STOCK	TOTAL	AWTG. DECISION OR STRIKE	CONTINGENCY RESERVE	PROJECT DEVELOPMENT a/	BAILMENT & LOAN	BOARD OF INSPECTION & SURVEY	DRONES
			OPERATING	OPT'L. POOL		PIPELINE										
				RFI	NOT RFI	IN DELIVERY	IN REWORK	AWTG. REWORK								
TOTAL	11,650	10,495	6,723	260	743	188	410	459	1,712	1,155	577	78	30	204	25	241
Fighter	2,710	1,967	1,229	64	207	35	33	112	287	743	454	-	13	38	11	227
VF(DAY)JET	1,625	1,019	664	43	86	7	11	69	139	606	373	-	4	9	-	220
VF(AA)JET	769	662	412	12	95	24	15	28	76	107	63	-	9	24	11	-
VF(P)JET	185	181	92	4	16	-	1	1	67	4	-	-	-	4	-	-
VF(D)JET	82	63	33	5	8	-	-	12	5	19	18	-	-	1	-	-
VF(KD)JET	13	13	7	-	1	2	2	1	-	-	-	-	-	-	-	-
VF(Q)JET	29	29	21	-	1	2	4	1	-	-	-	-	-	-	-	-
VF(DAY)PROP	7	-	-	-	-	-	-	-	-	7	-	-	-	-	-	7
Attack	2,567	2,445	1,577	105	194	17	87	97	368	122	34	48	7	29	4	-
VA(DAY)JET	1,318	1,306	916	82	145	7	11	14	131	12	-	-	6	6	-	-
VA(P)JET	29	27	17	4	5	-	1	-	-	2	-	-	-	2	-	-
VA(Q)JET	25	24	20	1	2	-	1	-	-	1	-	-	-	1	-	-
VA(HT)JET	12	12	9	2	1	-	-	-	-	-	-	-	-	-	-	-
VA(H)JET	183	166	133	2	23	-	3	5	-	17	-	-	1	12	4	-
VA(LL)JET	5	1	-	-	-	1	-	-	-	4	-	-	-	4	-	-
VA(DAY)PROP	618	560	333	7	8	5	49	58	100	58	30	28	-	-	-	-
VA(AA)PROP	148	128	54	1	3	1	8	4	57	20	2	18	-	-	-	-
VA(M)PROP	228	221	95	6	7	3	14	16	80	7	2	2	-	3	-	-
VA(H)PROP	1	-	-	-	-	-	-	-	-	1	-	-	-	1	-	-
Anti-Submarine	651	634	471	13	96	5	10	6	33	17	10	-	1	5	1	-
VS	651	634	471	13	96	5	10	6	33	17	10	-	1	5	1	-
Patrol	767	738	449	22	55	20	75	21	96	29	6	6	1	2	-	14
VP(L)	558	530	350	20	37	15	52	15	41	28	6	6	-	2	-	14
VP(LD)	8	8	6	1	-	-	-	1	-	-	-	-	-	-	-	-
VP(S)	201	200	93	1	18	5	23	5	55	1	-	-	1	-	-	-
Warning	140	140	86	4	25	-	1	-	24	-	-	-	-	-	-	-
VW(WEA)	7	7	5	-	2	-	-	-	-	-	-	-	-	-	-	-
VW(ARM)	125	125	74	4	22	-	1	-	24	-	-	-	-	-	-	-
VW(Q)	8	8	7	-	1	-	-	-	-	-	-	-	-	-	-	-
Observation	41	41	33	1	3	-	1	3	-	-	-	-	-	-	-	-
VO	41	41	33	1	3	-	1	3	-	-	-	-	-	-	-	-
Transport	570	522	414	6	19	9	48	1	25	48	-	-	-	48	-	-
VR(H)	165	165	137	1	6	2	19	-	-	-	-	-	-	-	-	-
VR(M)	327	281	213	1	6	7	28	1	25	46	-	-	-	46	-	-
VR(C)	78	76	64	4	7	-	1	-	-	2	-	-	-	2	-	-
In Flight Refueler	7	3	-	-	-	3	-	-	-	4	-	-	-	1	3	-
VG	7	3	-	-	-	3	-	-	-	4	-	-	-	1	3	-
Utility	184	176	107	6	3	-	11	7	42	8	8	-	-	-	-	-
VU(SAR)	98	96	56	6	1	-	7	4	22	2	2	-	-	-	-	-
VU(TGT)	56	51	25	-	2	-	4	3	17	5	5	-	-	-	-	-
VU(T&D)	10	9	6	-	-	-	-	-	3	1	1	-	-	-	-	-
VU(L)	20	20	20	-	-	-	-	-	-	-	-	-	-	-	-	-
Training	2,900	2,794	1,617	20	105	25	76	121	830	106	49	-	6	51	-	-
VT(JET)	1,076	1,063	588	14	74	13	18	39	317	13	1	-	5	7	-	-
VT(D)(JET)	16	10	4	1	1	-	-	1	3	6	4	-	-	2	-	-
VT(KD)(JET)	8	7	1	-	-	-	-	-	6	1	1	-	-	-	-	-
VT(ME)(PROP)	680	638	379	1	11	2	19	27	199	42	40	-	-	2	-	-
VT(ME)(P)(PROP)	39	39	26	2	-	-	-	2	9	-	-	-	-	-	-	-
VT(SE)(PROP)	1,015	999	596	2	19	9	38	52	283	16	3	-	1	12	-	-
VT(E)(PROP)	42	14	2	-	-	1	-	-	11	28	-	-	-	28	-	-
VT(NAV)(PROP)	14	14	13	-	-	-	1	-	-	-	-	-	-	-	-	-
VT(D)(PROP)	10	10	8	-	-	-	-	-	2	-	-	-	-	-	-	-
Rotary Wing	1,097	1,019	733	19	33	73	67	93	3	78	16	24	2	30	6	-
HS	297	275	174	5	9	47	22	18	-	22	-	-	1	15	6	-
HO	91	90	58	1	2	-	3	26	-	1	-	-	-	1	-	-
HR(L)	363	351	285	8	13	14	14	16	1	12	3	8	-	1	-	-
HR(M)	39	38	27	-	-	1	8	2	-	1	-	-	-	1	-	-
HU	245	206	153	5	9	10	15	14	-	39	13	16	1	9	-	-
HT	62	59	36	-	-	1	5	15	2	3	-	-	-	3	-	-
Airships	16	16	7	-	3	1	1	-	4	-	-	-	-	-	-	-
ZP	10	10	5	-	1	1	-	-	3	-	-	-	-	-	-	-
ZM	6	6	2	-	2	-	1	-	1	-	-	-	-	-	-	-
COMMAND																
LANT	2,218	2,208	1,918	76	214	-	-	-	-	10	-	-	-	-	-	10
PAC	2,613	2,612	2,129	144	339	-	-	-	-	1	-	-	-	1	-	-
NABS	597	569	554	2	13	-	-	-	-	28	-	-	-	-	-	28
NATRA	1,367	1,367	1,254	9	104	-	-	-	-	-	-	-	-	-	-	-
NART	801	801	712	28	61	-	-	-	-	-	-	-	-	-	-	-
RDT&E	365	169	156	1	12	-	-	-	-	196	-	-	30	110	25	31
BUWEPS	3,689	2,769	-	-	-	188	410	459	1,712	920	577	78	-	93	-	172

a/ Project Development - A new non-program aircraft category, established with 30 June 1958 data, which includes both the Research and Development "Y-Project" aircraft and Experimental aircraft.

[redacted]

DECLASSIFIED

[redacted]

TABLE 7

STATUS DISTRIBUTION BY CLASS & COMMAND
PROGRAM & NON-PROGRAM

CLASS AND COMMAND	GRAND TOTAL	PROGRAM								NON - PROGRAM						
		TOTAL	OPERATIONAL			NON-OPERATIONAL SUPPORT			RESERVE STOCK	TOTAL	AWTG. DE-CISION OR STRIKE b/	CONTIN-GENCY RESERVE	PRO-JECT DE-VELOP-MENT c/	BAIL-MENT & LOAN	BOARD OF INSPEC-TION & SURVEY	DRONES
			OPER-ATING	PIPELINE												
				OPT'L. POOL a/												
				RFI	NOT RFI	IN DELIVERY	IN REWORK	AWTG. REWORK								
30 JUNE																
1951	13,818	13,174	7,369	797	-	610	1,053	877	2,468	644	269	-	43	46	-	286
1952	14,149	13,475	8,814	836	-	677	1,031	818	1,299	674	269	-	35	67	-	303
1953	15,280	14,012	9,946	1,167	-	685	835	675	704	1,268	574	-	33	104	-	557
1954	16,055	14,151	9,733	1,025	-	588	847	880	1,078	1,904	1,197	-	24	118	46	519
1955	17,085	14,140	9,761	644	23	612	924	857	1,319	2,945	629	1,508	18	163	46	581
1956																
31 March	17,769	13,554	9,692	442	46	539	1,063	718	1,054	4,215	2,652	590	8	200	63	702
30 June	16,400	13,003	9,687	371	32	482	981	764	686	3,397	1,722	734	9	236	57	639
30 September	15,361	12,752	9,596	350	15	369	943	745	734	2,609	803	829	8	266	56	647
31 December	14,871	12,573	9,553	364	18	391	892	618	737	2,298	494	853	8	265	60	618
1957																
31 March	14,270	12,566	9,557	400	17	380	767	604	841	1,704	272	760	7	275	53	337
30 June	14,289	12,434	9,421	471	21	362	718	624	817	1,855	333	870	5	270	46	331
30 September	13,106	12,065	9,338	180	295	348	776	444	684	1,041	218	145	5	272	43	358
31 December	13,127	12,140	9,275	100	354	373	756	422	860	987	199	150	3	252	42	341
1958																
31 March	13,168	12,214	9,039	112	390	391	758	464	1,060	954	242	150	-	223	36	303
30 June	12,832	11,924	8,424	198	373	259	764	515	1,391	908	280	56	58	226	29	259
30 September	12,346	11,629	8,415	124	412	242	678	395	1,363	717	148	4	49	230	27	259
31 December	12,346	11,659	8,147	116	455	290	661	479	1,511	687	134	4	44	237	20	248
1959																
31 March	12,295	11,607	7,657	170	452	221	690	563	1,854	688	143	9	35	235	19	247
30 June	12,373	11,597	7,562	145	462	274	617	589	1,948	776	188	14	32	212	24	306
30 September	11,991	11,296	7,277	323	498	207	624	590	1,777	695	130	27	35	197	15	291
31 December	12,054	11,257	7,064	322	456	272	552	647	1,944	797	195	44	37	182	22	317
1960																
31 March	11,945	11,174	6,726	363	519	304	542	611	2,109	771	213	23	36	181	13	305
30 June	11,553	10,472	6,759	299	514	286	515	490	1,609	1,081	481	89	35	183	12	281
30 September	11,594	10,411	6,665	364	590	294	543	405	1,550	1,183	559	98	35	200	17	274
31 December	11,641	10,515	6,748	349	614	235	423	454	1,692	1,126	575	33	33	210	23	252
1961																
31 January	11,644	10,528	6,738	340	664	199	430	459	1,698	1,116	550	60	32	205	21	248
28 February	11,650	10,495	6,723	260	743	188	410	459	1,712	1,155	577	78	30	204	25	241

a/ Commencing with 30 April 1955 data, "Operational Pool" aircraft was broken by "For Use" and "For BUWEPS" until 30 June 1957. Commencing with 31 July 1957 data, "Operational Pool" aircraft is broken by "RFI" and "Not RFI".

b/ Includes aircraft both in "Awaiting Decision" and "Awaiting Strike" status for period June 1951 through 31 May 1957.

c/ Project Development - A new non-program aircraft category, established with 30 June 1958 data, which includes both the Research, Development, Test and Evaluation "Y-Project" aircraft and Experimental aircraft.

[redacted]

[redacted]

DECLASSIFIED

DISTRIBUTION OF NON-PROGRAM AIRCRAFT BY MODEL

TABLE 8

CLASS & MODEL	GRAND TOTAL	AWTG. DECISION OR STRIKE	MAP	CONT. RESERVE	BAILMENT	LOAN	PROJ. DEV.	BRD. OF INSP. & SURVEY	DRONES
TOTAL	1155	553	24	78	103	101	30	25	241
Fighter	743	454			30	8	13	11	227
VF(DAY)JET	606	373			7	2	4		220
F8U-2	1				1				
F8U-1	4				3	1			
Y/F8U-1	2						2		
F11F-1	2				1	1			
Y/F11F-1	1						1		
F9F-8	135	135							
F9F-6	168	168							
F9F-6K2	44								44
F9F-6K2X	26								26
F9F-6K	86								86
F9F-6KX	64								64
F3H-2M	58	58							
F2H-2	1				1				
FJ-4	1				1				
Y/FJ-4	1						1		
FJ-3	12	12							
VF(AW)JET	107	63			21	3	9	11	
F8U-2N	3				3				
Y/F8U-2N	6						6		
YF8U-2N	4							4	
F2H-4	21	21							
F2H-3	28	28							
F3H-2	2				2				
F3H-2N	14	13			1				
F4H-1	12				10	2			
YF4H-1	7							7	
F3D-2	2				2				
F3D-2M	1				1				
Y/F3D-2M	1						1		
F3D-1	2				1	1			
F4D-1	1				1				
Y/F4D-1	2						2		
YF2Y-1	1	1							
VF(P)JET	4				2	2			
F8U-1P	1				1				
F9F-8P	3				1	2			
VF(D)JET	19	18				1			
F8U-1D	1					1			
F9F-6D	18	18							
VF(DAY)PROP ...	7								7
F6F-5K	7								7
Attack	122	25	9	48	28	1	7	4	
VA(DAY)JET	12				5	1	6		
A4D-2	1				1				
Y/A4D-2	3						3		
A4D-2N	3				3				
A4D-1	1					1			
Y/A4D-1	2						2		
Y/FJ-4B	1						1		
F9F-8B	1				1				
VA(P)JET	2				2				
A3D-2P	2				2				
VA(Q)JET	1				1				
A3D-2Q	1				1				
VA(H)JET	17				12		1	4	
A3J-1	10				10				
YA3J-1	4							4	
A3D-2	1				1				
A3D-1	1				1				
Y/A3D-1	1						1		

CLASS & MODEL	GRAND TOTAL	AWTG. DECISION OR STRIKE	MAP	CONT. RESERVE	BAILMENT	LOAN	PROJ. DEV.	BRD. OF INSP. & SURVEY	DRONES
VA(LL)JET	4				4				
A2F-1	4				4				
VA(DAY)PROP ..	58	21	9	28					
AD-6	9		9						
AD-5	49	21		28					
VA(AW)PROP ...	20	2		18					
AD-5N	20	2		18					
VA(W)PROP.....	7	2		2	3				
W2F-1	2				2				
WF-2	1				1				
AD-5W	4	2		2					
VA(H)PROP	1				1				
AJ-1	1				1				
Anti-Submarine	17		10		5		1	1	
VS	17		10		5		1	1	
S2F-3	4				4				
YS2F-3	1							1	
S2F-1	11		10		1				
Y/S2F-1	1						1		
Patrol	29	6		6	2		1		14
VP(L)	28	6		6	2				14
P2V-7S	1				1				
P2V-5FS	1				1				
P2V-4	12	6		6					
P4Y-2K	14								14
VP(S)	1						1		
Y/PBM-5S2 ..	1						1		
Transport	48				3	45			
VR(M)	46				1	45			
R4D-6	2					2			
R4D-5	4					4			
R4D-6R	24				1	23			
R4D-5R	10					10			
R4D-6Z	5					5			
R4D-5Z	1					1			
VR(C)	2				2				
TF-1	2				2				
In Flgt Refueler	4				1			3	
VG	4				1			3	
GV-1	1				1				
YGV-1	3							3	
Utility	8	6	2						
VU(SAR)	2		2						
UF-2	2		2						
VU(TOW)	5	5							
JD-1	5	5							
VU(T&D)	1	1							
JD-1D	1	1							

[redacted]

DECLASSIFIED

[redacted]

DISTRIBUTION OF NON-PROGRAM AIRCRAFT BY MODEL

TABLE 8

CLASS & MODEL	GRAND TOTAL	AWTG. DECI-SION OR STRIKE	MAP	CONT. RE-SERVE	BAIL-MENT	LOAN	PROJ. DEV.	BRD. OF INSP. & SURVEY	DRONES
Training	106	46	3		6	45	6		
VT(JET)	13	1			4	3	5		
T2J-1	2				2				
Y/T2J-1	2						2		
T2V-1	3				1	2			
TV-2	1	1							
Y/TV-2	1						1		
F9F-8T	2				1	1			
Y/F9F-8T ...	2						2		
VT(D)JET	5	4				1			
TV-2D	5	4				1			
VT(KD)JET	2	1				1			
TV-2KD	2	1				1			
VT(ME)PROP ...	42	40				2			
SNB-5	42	40				2			
VT(SE)PROP ...	16		3		1	11	1		
T-34B	9					9			
Y/T-34B	1						1		
T-28B	3				1	2			
SNJ-6	3		3						
VT(E)PROP	28				1	27			
R4D-6Q	8					8			
R4D-5Q	4					4			
R4D-6S	13					13			
R4D-5S	3				1	2			

CLASS & MODEL	GRAND TOTAL	AWTG. DECI-SION OR STRIKE	MAP	CONT. RE-SERVE	BAIL-MENT	LOAN	PROJ. DEV.	BRD. OF INSP. & SURVEY	DRONES
Rotary	78	16		24	28	2	2	6	
HS	22				15		1	6	
HSS-2	10				10				
Y/HSS-2	1						1		
THSS-2	6							6	
HSS-1	5				5				
HO	1				1				
HOK-1	1				1				
HR(L)	12	3		8		1			
HRS-3	11	3		8					
HUS-1	1					1			
HR(M)	1					1			
HR2S-1	1					1			
HU	39	13		16	9		1		
HU2K-1	8				8				
Y/HUL-1	1						1		
HUP-2	30	13		16	1				
HT	3				3				
HTK-1	2				2				
HTL-7	1				1				

[redacted]

[redacted]

DECLASSIFIED

[redacted]

PROGRAM AIRCRAFT INVENTORY
TYPE OF ORGANIZATIONAL UNIT BY CLASS

TABLE 9

UNIT TYPE	TOTAL	CLASS OF AIRCRAFT													
		VF JET	VA JET	VA PROP	VS	VP	VW	VO	VR	VG	VU	VT JET	VT PROP	H	Z
TOTAL	10495	1955	1511	946	634	738	140	41	522	3	176	1080	1714	1019	16
OPERATING	6723	1217	1070	519	471	449	86	33	414	-	107	593	1024	733	7
PIPELINE SUPPORT	2060	451	310	190	130	193	30	8	83	3	27	161	186	283	5
RESERVE STOCK	1712	287	131	237	33	96	24	-	25	-	42	326	504	3	4
OPERATING UNITS															
FLEET COMBAT	3451	877	846	395	196	336	66	33	158			28	4	508	4
USN	2472	552	605	393	196	336	66		72					248	4
VF DAY	272	272													
VF AW	203	203													
VA JET	437		437												
VA PROP	268			268											
VA H	135		135												
VFP PHOTO	25	25													
VAW AEW	125			125											
VFAW	22	22													
VQ ECM	17		17												
VAP PHOTO	7		7												
VCP PHOTO	39	30	9												
VS	196				196										
HS	147													147	
VP LAND	245					245									
VP SEA	92					91			1						
ZP	4														4
VW AEW WEA	18						17		1						
VW BARRIER	49						49								
HU	101													101	
VR TAC SUPP	70								70						
USMC	979	325	241	2				33	86			28	4	260	
MAW HEDRONS	64			2					28			28	4	2	
VMF	154	154													
VMF AW	124	124													
VMA	241		241												
VMCJ	47	47													
VMR	58								58						
HMR	228							3						225	
VMO	63							30						33	
DIR FLEET SUPP	575	88	8	12	5	12	7		80		62	189	83	29	
USN	510	88	8	12	5	12	7		74		60	143	74	27	
OPTEVFOR	47	8	7		5	7			8		2	2	3	5	
VU	134	80		8		5			1		29	2	6	3	
FLEET TRNG	163						7		9			128	19		
FLEET BASES	137			4					31		29	11	46	16	
CV & AV UTIL	29		1						25					3	
USMC	65								6		2	46	9	2	
FMF & FAHG	13								5			5	3		
VMT	39											39			
FLEET BASES	13								1		2	2	6	2	
IND FLEET SUPP	731	53	32	11	13	13	9		107		37	105	276	72	3
NABS & NAS	443	10		2	6	1	3		64		32	79	213	33	
HMX	24													24	
BWGR & BWR	14								1				13		
RDT & E	156	43	32	7	7	12	6		11		2	19	8	6	3
ATT & MISS	21								16		2		2	1	
USMCAS	73			2					15		1	7	40	8	
NATRA	1254	106	76	27	92	12	4		15		6	232	613	71	
BASIC	736	6		1	2				5		6	122	536	58	
ADVANCED	414	57	76	26	90	12			6			97	39	11	
TECHNICAL	104	43					4		4			13	38	2	
NART	712	93	108	74	165	76			54		2	39	48	53	
NON-OPERATING UNITS															
LOGISTIC SUPP	2060	451	310	190	130	193	30	8	83	3	27	161	186	283	5
OPTL POOLS	1003	271	267	32	109	77	29	4	25		9	90	35	52	3
RFI	260	64	91	14	13	22	4	1	6		6	15	5	19	
NOT RFI	743	207	176	18	96	55	25	3	19		3	75	30	33	3
NON OPTL SUPP	1057	180	43	158	21	116	1	4	58	3	18	71	151	231	2
DELIVERY	188	35	8	9	5	20			9	3		13	12	73	1
REWORK	410	93	16	71	10	75	1	1	48		11	18	58	67	1
AWTG REWORK	459	112	19	78	6	21		3	1		7	40	81	91	
RESERVE STOCK	1712	287	131	237	33	96	24		25		42	326	504	3	4
O/H REQUIRED	1702	285	128	233	33	96	24		25		42	325	504	3	4
O/H NOT REQ	10	2	3	4								1			

[redacted]

[redacted]

DECLASSIFIED

Chart 3

[redacted]

TYPE OF ORGANIZATIONAL UNIT

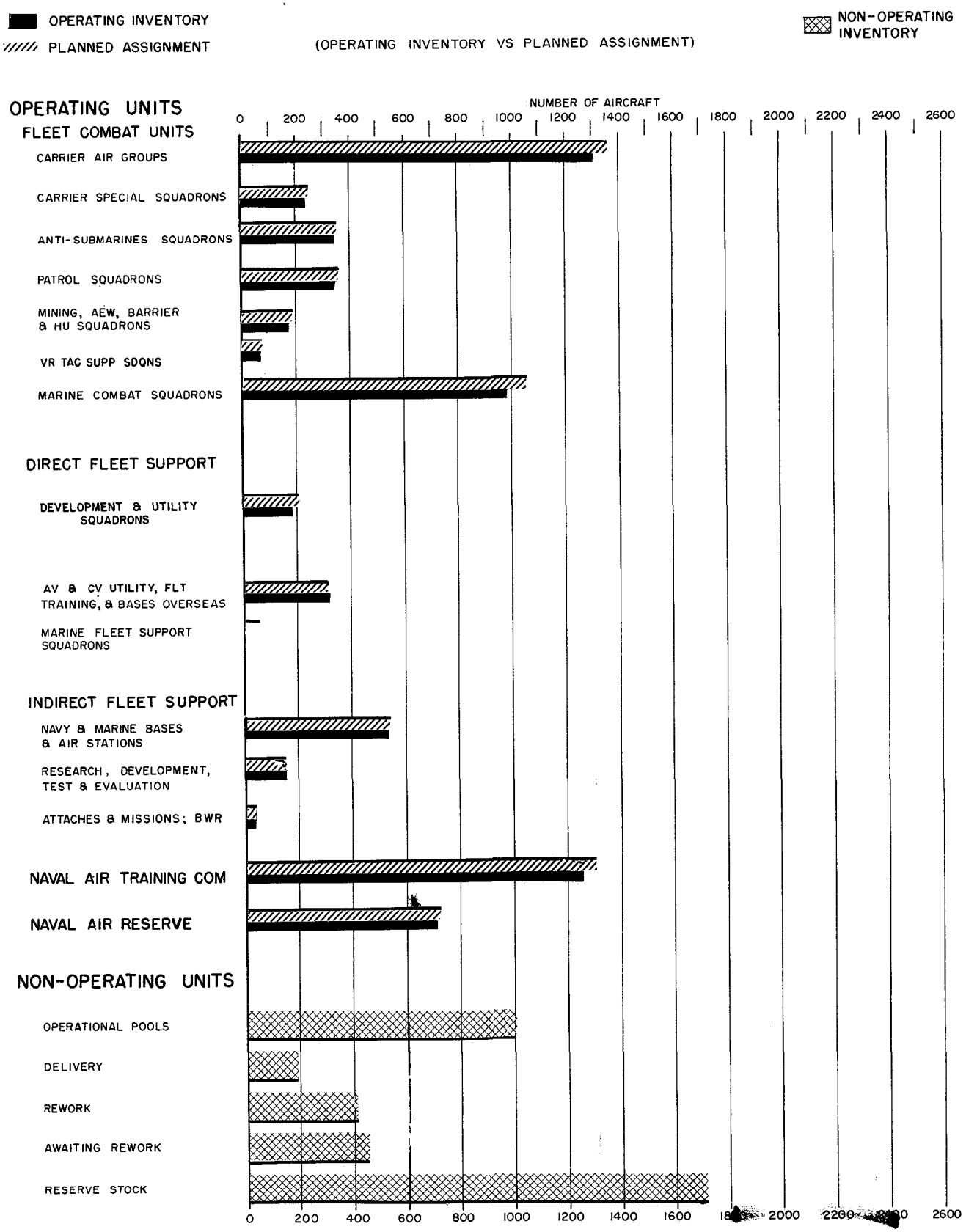

[redacted]

[redacted]

DECLASSIFIED

PROGRAM AIRCRAFT INVENTORY
TYPE OF ORGANIZATIONAL UNIT BY CLASS
NAVAL AIR FORCE, ATLANTIC FLEET

TABLE 10

UNIT TYPE	TOTAL	CLASS OF AIRCRAFT													
		VF JET	VA JET	VA PROP	VS	VP	VW	VO	VR	VG	VU	VT JET	VT PROP	H	Z
TOTAL	2208	494	478	224	144	202	54	12	149		29	105	38	272	7
OPERATING	1918	420	389	212	113	178	37	11	140		25	93	38	258	4
OPERATING POOLS	290	74	89	12	31	24	17	1	9		4	12	-	14	3
FLEET COMBAT	1641	388	388	208	108	169	34	11	79			9		243	4
USN	1241	261	279	206	108	169	34		41					139	4
VF DAY	130	130													
VF AW	106	106													
VA JET	189		189												
VA PROP	147			147											
VA H	74		74												
VFP PHOTO	25	25													
VAW AEW	59			59											
VQ ECM	9		9												
VAP PHOTO	7		7												
VS	108				108										
HS	83													83	
VP LAND	135					135									
VP SEA	34					34									
ZP	4														4
VW AEW WEA	10						10								
VW BARRIER	24						24								
HU	56													56	
VR TAC SUPP	41								41						
USMC	400	127	109	2				11	38			9		104	
MAW HEDRONS	21			2					10			9			
VMF	78	78													
VMF AW	34	34													
VMA	109		109												
VMCJ	15	15													
VMR	28								28						
HMR	92													92	
VMO	23							11						12	
DIR FLEET SUPP	261	32	1	4	5	9	3		49		23	84	37	14	
USN	235	32	1	4	5	9	3		47		23	62	35	14	
OPTEVFOR	28				5	7			8		2		1	5	
VU	48	32				2					11		2	1	
FLEET TRNG	81						3		4			62	12		
FLEET BASES	61			4					20		10		20	7	
CV & AV UTIL	17		1						15					1	
USMC	26								2			22	2		
FMF & FAHG	7								2			3	2		
VMT	19											19			
IND FLEET SUPP	16								12		2		1	1	
ATT & MISS	16								12		2		1	1	
OPTL POOLS	290	74	89	12	31	24	17	1	9		4	12		14	3
RFI	76	8	33	5	5	3	4		2		3	2		11	
NOT RFI	214	66	56	7	26	21	13	1	7		1	10		3	3

[redacted]

[redacted]

DECLASSIFIED

PROGRAM AIRCRAFT INVENTORY
TYPE OF ORGANIZATIONAL UNIT BY CLASS
NAVAL AIR FORCE, PACIFIC FLEET

TABLE 11

UNIT TYPE	TOTAL	CLASS OF AIRCRAFT													
		VF JET	VA JET	VA PROP	VS	VP	VW	VO	VR	VG	VU	VT JET	VT PROP	H	Z
TOTAL	2612	700	623	213	104	204	44	25	127		42	151	61	318	
OPERATING	2129	545	465	195	88	170	36	22	114		39	124	51	280	
OPERATING POOLS	483	155	158	18	16	34	8	3	13		3	27	10	38	
FLEET COMBAT	1810	489	458	187	88	167	32	22	79			19	4	265	
USN	1231	303	314	187	88	167	32		31					109	
VF DAY	142	142													
VF AW	97	97													
VA JET	248		248												
VA PROP	121			121											
VA H	61		61												
VAW AEW	66			66											
VFAW	22	22													
VQ ECM	8		8												
VCP PHOTO	39	30	9												
VS	88				88										
HS	64													64	
VP LAND	110					110									
VP SEA	58					57			1						
VW AEW WEA	8						7		1						
VW BARRIER	25						25								
HU	45													45	
VR TAC SUPP	29								29						
USMC	579	198	132					22	48			19	4	156	
MAW MEDRONS	43								18			19	4	2	
VMF	76	76													
VMF AW	90	90													
VMA	132		132												
VMCJ	32	32													
VMR	30								30						
HMR	136							3						133	
VMO	40							19						21	
DIR FLEET SUPP	314	56	7	8		3	4		31		39	105	46	15	
USN	275	56	7	8		3	4		27		37	81	39	13	
OPTEVFOR	19	8	7									2	2		
VU	86	48		8		3			1		18	2	4	2	
FLEET TRNG	82						4		5			66	7		
FLEET BASES	76								11		19	11	26	9	
CV & AV UTIL	12								10					2	
USMC	39								4		2	24	7	2	
FMF & FAHG	6								3			2	1		
VMT	20											20			
FLEET BASES	13								1		2	2	6	2	
IND FLEET SUPP	5								4				1		
ATT & MISS	5								4				1		
OPTL POOLS	483	155	158	18	16	34	8	3	13		3	27	10	38	
RFI	144	43	46	7	3	17		1	3		1	12	3	8	
NOT RFI	339	112	112	11	13	17	8	2	10		2	15	7	30	

[redacted]

MAN-CARRYING DRONES
COMMAND AND STATUS DISTRIBUTION BY MODEL

DECLASSIFIED

TABLE 12

MODEL	COMMAND						STATUS			
	GRAND TOTAL	LANT	PAC	NABS	RDT&E	BUWEPS	OPERATING	OPERAT'L. POOL	NON OPERAT'L. SUPPORT	RESERVE STOCK
TOTAL	241	10	-	28	31	172	69	-	39	133
F9F-6K2	44	4	-	13	13	14	30	-	5	9
F9F-6K2X	26	-	-	-	-	26	-	-	26	-
F9F-6K	86	6	-	10	13	57	29	-	1	56
F9F-6KX	64	-	-	-	-	64	-	-	7	57
F6F-5K	7	-	-	2	5	-	7	-	-	-
P4Y-2K	14	-	-	3	-	11	3	-	-	11

AIRCRAFT ON LOAN TO NAVY

TABLE 13

MODEL	TOTAL	CUSTODIAN	LOCATION
TOTAL	12		
B-45A	1	Research, Development, Test & Evaluation	NAF, Litchfield Park
C-45H	1	Research, Development, Test & Evaluation	NATC, Patuxent River
C-47D	1	Research, Development, Test & Evaluation	INM, Boston
F-101A	2	Research, Development, Test & Evaluation	BWR, Columbus
F-104A	1	Research, Development, Test & Evaluation	NAF, China Lake
HU-1	1	Research, Development, Test & Evaluation	BWR, Fort Worth
JRF-5G	1	Research, Development, Test & Evaluation	BWR, Garden City
RB-66A	1	Research, Development, Test & Evaluation	BWR, Columbus
RB-66A	1	Research, Development, Test & Evaluation	BWR, East Hartford
RB-66B	1	Research, Development, Test & Evaluation	INM, Schenectady
L-20	1	Commander Air Force, Pacific Fleet	PMR, Eniwetok