DECLASSIFIED

[redacted]

OPNAV

ALLOWANCES and LOCATION of NAVY AIRCRAFT

DECLASSIFIED by Authority of Op-51 on 2 April 1975 by Blanche Snyder Op-511

OPNAV NOTICE P03110

February 196 - R Na

29 FEBRUARY 1960

DEPARTMENT OF THE NAVY
OFFICE OF THE CHIEF OF NAVAL OPERATIONS

[redacted]

DEPARTMENT OF THE NAVY
OFFICE OF THE CHIEF OF NAVAL OPERATIONS
WASHINGTON 25, D. C.

OPNAV P03110
Op-502D
Ser 02520P50
11 April 1960

DECLASSIFIED

[redacted]

OPNAV NOTICE P03110

From: Chief of Naval Operations
To: Distribution List

Subj: Allowance and Location of Navy Aircraft (U)

1. Purpose.

a. To indicate the following by units:

(1) The operating aircraft allowances (Table 1).
(2) The actual on hand aircraft inventories (Table 2), as of 29 February 1960.
(3) The planned assignments of operating aircraft (Table 2).

b. To show the actual on hand program and non-program aircraft inventory in various forms (Section II), as of 29 February 1960.

2. General Instructions.

a. This Notice establishes unit operating allowances of the Naval Aircraft Program within each major operating command. The allocation of naval aircraft by model (i.e. operating and operational pool) is reflected in OPNAV INSTRUCTION 03110.1, "U. S. Naval Aircraft Program" (Gray Book), which establishes the operating and operational pool allocations for major operating commands in accordance with the approval planning factors and available inventory. In those instances where apparent inconsistencies between operating allowances and allocations occur, the "U. S. Naval Aircraft Program" shall be the controlling instruction, since it represents the planned implementation of aircraft programs which Congress approved and provided funds for. Actual on hand aircraft inventories are developed by the Navy Aircraft Accounting System, OPNAV INSTRUCTION 5442.2. The Naval Air Reserve Training Command as shown herein, has been established as a major command for aircraft logistics purposes only.

b. If the allowances as set forth are not deemed suitable for the mission which an activity or command has to support, the Chief of Naval Operations will consider recommendations for changes in types and allowances of aircraft. However, any requests for such changes that would result in an increase in a major command's total aircraft operating allowance should contain that command's recommendation for a compensatory reduction.

c. Major operating commands are authorized to shift operating assignments (Table 2) from one unit to another on a temporary basis; however, if it is expected that this shift will exceed three (3) months, the Chief of Naval Operations shall be requested to change the authorized operating allowance (Table 1).

d. Specific assignment of aircraft to individual officers is prohibited by the Secretary of the Navy. Aircraft for shore based activities not listed in Table 1 are provided within the allowances of Naval Air Bases, the Naval Air Reserve Training Command, the Naval Air Training Command, and the Bureau of Naval Weapons (Research and Development).

e. Types, classes and models of aircraft listed herein are in conformance with BUAER INSTRUCTION 05030.4 of 23 September 1959.

f. Planned operating levels of target drones (capable of carrying a pilot) are contained in OPNAV INSTRUCTION 03110.1 (U. S. Naval Aircraft Program).

[redacted]

[redacted]

OPNAVNOTE P03110
11 April 1960

DECLASSIFIED

3. Classification. The security classification of this publication and all previous editions thereof is automatically downgraded from Confidential to Unclassified five (5) years after the date of issue on the letter of promulgation. This action is in accordance with Sect[redacted] 3, Ch 4 of OPNAV INSTRUCTION 5510.1B. Upon downgrading, this publication will be marked "FOR OFFICIAL USE ONLY."

4. Cancellation. This Notice is cancelled and may be destroyed by burning when the next issue is received. No report of destruction is necessary. For record purposes cancel 31 July 1960.

F. Massey

F. MASSEY
By direction

DISTRIBUTION LIST:

SecDef(Comptroller)Budget (1)
COFS, USAF, (Attn: AFXPR-AM)Rm: 4E1029, Pentagon (1)
Record and Research Branch, J-3, The Joint Staff, Pentagon (2)
Transportation Division, Operations Branch, J-4, The Joint Staff, Pentagon (1)
Security Control Officer, Federal Aviation Agency, Bureau of Research & Development, Washington, D. C. (1)
U. S. Naval Aviation Engineering Service Unit, Attn: Code 135, Washington 25, D. C. (1)
Classified Material Office, Marine Barracks, Attn: Aviation Unit, Washington 3, D. C. (1)
Bureau of Budget, Military Division, Executive Office, 17th and Pennsylvania, Wash., D.C. (1)
General Accounting Office, Defense Accounting and Audit Division, Navy Audit Group, Munitions Building, Washington 25, D. C. (1)
Naval Aide to the President, The White House, Washington, D. C. (1)
Office of Executive Director, Johns Hopkins University, Operations Research Office, Washington 14, D. C. (1)
U. S. War College Library, Carlisle Barracks, Pennsylvania (1)
Superintendent, U. S. Naval Postgraduate School, Monterey, California (1)
Program Director, Courtney and Company, 1711 Walnut Street, Philadelphia 3, Pa. (1)
Director, Weapons Systems Evaluation Group, Room 1E880, Pentagon, Washington 25, D. C. (1)

OPNAV:

Op-001	(1)	Op-05F	(1)	Op-50C	(2)	Op-561C	(3)
Op-008	(1)	Op-33	(5)	Op-501	(25)	Op-74	(3)
Op-09	(1)	Op-34	(2)	Op-502D	(25)	Op-704	(1)
Op-09D	(1)	Op-345	(1)	Op-505	(2)	CNO FLAGPLOT	(1)
Op-92	(6)	Op-346	(1)	Op-506	(1)		
Op-100P2	(1)	Op-402	(1)	Op-507	(3)		
Op-05	(3)	Op-41	(1)	Op-52	(4)		
Op-05A5	(1)	Op-50	(1)	Op-53	(3)		

[redacted]

DECLASSIFIED

PART I SNDL:

21	(3)	
22	(3)	(COMSEVENTHFLT only)
23A	(1)	(COMNAVPHIL, COMNAVFORWESTCOMADRGN only)
23B	(1)	(COMTAIWANPATFOR, COMASDEFORLANT, COMSOLANT only)
24A		(COMAIRPAC (15) COMAIRLANT (11))
24B	(2)	(COMPHIBLANT only)
24F	(3)	
24H	(2)	(Less COMFLTRAPAC)
26CC	(1)	
27C	(1)	(Less COMWESTSEAFRON)
28A	(1)	(COMCARDIV's 1, 2, 5, 17, 18, 19 only)
29H	(1)	(CVA's 16, 31, 34, 42 only)
42A	(2)	(COMFAIRSOWESTPAC, COMFAIRJAX, COMFAIRHAW, COMFAIRWHIDBEY only) ALAMEDA(4))
42B		(COMFAIRWING ONE (1) COMFAIRWINGSLANT (2))
42EE	(1)	
42H	(1)	
46A	(2)	
46B	(3)	
46C1	(1)	(MAG's 12, 15, 26, 32, 33 only)
46D1	(1)	(MARFITRON's 323, 451 only)
46D2	(1)	(MARATKRON 331 only)
50B	(1)	(CINC SAC only)
50D	(2)	(COMNAVFORCONAD only)

PART II SNDL:

A2A	NavCompt (2)	
A5	BUWEPS (104)	
	BUPERS PERS-11a (10)	
	BUWEPS (Attn: AER-PD-41) (1)	
F2	(1)	(ND's 6, 9, 10, 12 only)
F14	(3)	
W1A	(2)	(Less Atlanta, Glynco, Dallas, Grosse Ile, Agana, Pax Riv, Whidbey, Quantanamo Bay, Los Alamitos, Minneapolis, Point Mugu, South Weymouth)
W1A	(3)	(Pax Riv Whidbey only)
W1B	(1)	(Less Chula Vista, Milton, Fort Isabel)
W1C	(1)	(NAF Litchfield Park only)
W1E	(1)	
W1G	(1)	(Less Santa Ana)
W1H	(1)	(Roosevelt Roads only)
W1J	(1)	
W2A	(2)	(NAB's 1, 5, 12, 13, 14 only)
W2B	(1)	(Less El Toro Santa Ana)
W3A	(2)	
W3B	(2)	
W3E	(4)	
W3F	(1)	
W4A	(1)	(Jacksonville only)
W6A	(1)	(Central District only)
W6B	(1)	(BUWEPS REP EL Segundo, Buffalo, Burbank, Columbus only)
W7E	(1)	
W7K	(1)	
W8A	(1)	
W8B	(1)	
W10A	(6)	
W10B	(1)	
W11A	(1)	(Crane Indiana only)
W12A	(1)	(Eastern District only)
J95	(2)	
M46	(2)	
M61	(10)	

DECLASSIFIED

CO[redacted]

TABLE OF CONTENTS

SECTION I

STATUS CODES 6

ABBREVIATIONS 7

TABLE I PROGRAM OPERATING ALLOWANCES 8

TABLE 2 LOCATION OF TOTAL PROGRAM AND NON-PROGRAM AIRCRAFT INVENTORY 17

TABLE 3 PROGRAM INVENTORY BY STATUS AND PLANNED OPERATING ASSIGNMENTS 43

TABLE 4 TOTAL PROGRAM AND NON-PROGRAM AIRCRAFT INVENTORY BY LOCATION AND ORGANIZATIONAL UNIT 64

GENERAL

The Navy Program aircraft inventory is presented herein in three arrangements:

TABLE 2 is by type of reporting custodian within each command showing, for each unit and model of aircraft, location, authorized operating allowance, and actual inventory.

TABLE 3 is a summary of the actual operating inventory by major commands for each class, configuration and model in the program.

TABLE 4 is in alphabetic order of geographic location except that carriers and other ships are listed first showing for each location the "reporting custodians" or "unit" based there, the total aircraft in custody of each, and a code designation of their respective "command". The column headed Command contains their code designations, which are translated as follows:

11.....LANT.....Atlantic Fleet (Navy)
19.....LANT.....Atlantic Fleet (Marine Corps)

21.....PAC.....Pacific Fleet (Navy)
29.....PAC.....Pacific Fleet (Marine Corps)

31.....NABS.....Naval Air Bases (Navy)
39.....NABS.....Naval Air Bases (Marine Corps)

41.....NABTC.....Naval Air Basic Training Command
43.....NAATC.....Naval Air Advanced Training Command
44.....NATTC.....Naval Air Technical Training Command

50.....NART.....Naval Air Reserve Training Command

70.....RDT&E.....Research, Development, Test & Evaluation

88.....BUWEPS.....Fleet Readiness, BUWEPS

The above classifications are for logistic purposes and statistical convenience and in no way alter any organizational structure or military command established elsewhere by the Navy.

SECTION II

STATUS OF NAVY AIRCRAFT INVENTORY 67

[redacted]

DECLASSIFIED

STATUS CODES

Table two of this report includes a column headed "STATUS" which refers to aircraft status code classifications as defined in OPNAV INSTRUCTION NO. 5442.2 For full status code definitions, see reference.

AIRCRAFT STATUS CLASSIFICATIONS	AIRCRAFT STATUS CODES							
THE PROCESS	IF IN THE PROCESS		IF AWAITING THE PROCESS (OR AWAITING TRANSFER ELSEWHERE FOR THE PROCESS)				IF ENROUTE TO THE PROCESS	
							Flight	Surface Transport
OPERATING	A-number, aging in tour, A-letter, not aging in tour		If in operating command	If In BUWEPS				
Primary Use:								
Combat	A1	AJ	B	B if completely ready for issue; B # to indicate material lacking:			C	C9
Combat Services	A2	AK	B				C	C9
Student Pilot Training	A3	AL	B				C	C9
Post-Student Training	A4	AM	B	B1-Airborne Equipment			C	C9
Crew Training	A5	AN	B	B2-Armament			C	C9
Individual Proficiency	A6	AO	B	B3-Electronic			C	C9
Transport	A7	AP	B	B4-Photographic			C	C9
Utility (Including Administrative)	A8	AQ	B	B5-Power Plant			C	C9
Research, Development, Test & Evaluation	A9	AR	B				C	C9
STANDARD REWORK	D-number, in rework D-letter, rework completed except for flight check		If to be reworked where now located		If to be transferred elsewhere for rework			
			Flyable	Non-Flyable	Flyable	Non-Flyable		
Overhaul	D1	DA	E1	E6	EJ	EY	F1	F6
Progressive Maintenance-Conversion	D2	DB	E2	E7	EK	EP	F2	F7
Progressive Maintenance	D3	DC	E3	E8	EL	EQ	F3	F8
Overhaul-Conversion	D4	DD	E4	E9	EM	ER	F4	F9
Progressive Aircraft Rework	D5	DE	E5	EE	EN	EV	F5	FE
Airline Maintenance	D9	-	E3	E8	EL	EQ	F3	F8
SPECIAL REWORK			If not in storage and if flyable, H - Number; but if nonflyable, H - Letter. If in storage, M - Number.					
					Not In Cans	In Cans		
Conversion	G4		H4	HM	-	-	I	I9
Modification	G5		H5	HN	-	-	I	I9
Repair	G6		H6	HO	-	-	I	I9
Modernization	G7		H7	HP	M7	M9	I	I9
Modernization-Conversion	G8		H8	HO	M8	MQ	I	I9
STORAGE								
Standard rework required . . . In cans	MW		NX				OX	
Not in cans	MX		NX				OX	
Standard rework not required . Not in cans	MY		NY				OY	
In cans	MZ		NY				OY	

BASIS OF ELIGIBILITY FOR RETIREMENT AND STRIKE

RETIREMENT AND STRIKE		Category 1 Damage	Category 2 Depreciation	Category 3 Administrative	Category 4 Service Life Ended
Awaiting decision to strike	Flyable		P2	P3	P4
	Nonflyable	Q1	Q2	Q3	Q4
Awaiting strike	Flyable		S2	S3	S4
	Nonflyable		SK	SL	SM
MAP . . No rework involved			R	R	R
Standard rework involved	In process		RD	RD	RD
	Awtg., enroute		RE	RE	RE
Special rework involved	In process		RG	RG	RG
	Awtg., enroute		RH	RH	RH

VARIOUS

Bailment . . On Contract	T
Contract pending	TR
Loan . . By the Navy	U
To the Navy	U5
Provisionally accepted	V#
Grounded, Structural	X
Disposition undetermined . . . . Awaiting	Y
Enroute	Z

Contingency Reserve:		If Enroute	If Not
Not stored . .	Flyable	WD	WF
	Nonflyable	WE	WN
Stored	In cans	WA	
	Not in cans	WB	

DECLASSIFIED

CONFIDENTIAL

LOCATION OF NAVY AIRCRAFT
ABBREVIATIONS USED IN THIS REPORT
(Excluding "Status" Codes)

ABD - Aboard (Name of ship follows)
ABMA - Army Ballistic Missile Agency
ADV - Advance
AES - Aircraft Engineering Squadron
AFB - Air Force Base
ASW - Anti-Submarine Warfare
ATT - Naval Attache
ATU - Advanced Training Unit
AV , AVP - Seaplane Tenders

BWGR - Bureau of Naval Weapons General Representative
BWMR - Bureau of Naval Weapons Maintenance Representative
BWR - Bureau of Naval Weapons Representative
BWRR - Bureau of Naval Weapons Resident Representative
BIS - Board of Inspection and Survey ("I" Prefix)
BUWEPS - Bureau of Naval Weapons

CAA - Civil Aeronautics Authority
CD - Central District
CMEF - Commander of Middle East Forces
CNFE - Commander Naval Far East
CNFGER - Commander Naval Forces Germany
CVA - Attack Carrier
CVE - Escort Carrier
CVG - Carrier Air Group
CVL - Light Carrier
CVS - ASW Support Carrier

DET - Detachment
DST - District

FAA - Federal Aviation Agency
F&M - Ferry and Maintenance
FAGU - Fleet Air Gunnery Unit
FAETU - Fleet Airborne Electronics Training Unit
FASRON - Fleet Air Service Squadron
FAWTU - Fleet All Weather Training Unit
FLTACSUPP - Fleet Tactical Support Squadrons
FORAVAHQGRU - Marine Force Aviation Headquarters Group
FR - Fleet Readiness, BUWEPS

GMSRON - Guided Missile Service Squadron

H&HS - Headquarters and Headquarters Squadron
H&MS - Headquarters and Maintenance Squadron
HATU - Heavy Attack Training Unit
HDQTRS - Headquarters
HEDRON - Marine Headquarters Squadron
HMR - Marine Helicopter Transport Squadron
HMX - Marine Helicopter Operational Development Squadron
HS - Helicopter Anti-Submarine Squadron
HTG - Helicopter Training Group
HU - Helicopter Utility Squadron

INM - Inspector of Naval Material

JOC - Joint Operations Center
JTTU - Jet Transitional Training Unit

LANT - Naval Air Force, Atlantic Fleet

MAAG - Military Assistance Advisory Group
MARS - Marine Aircraft Repair Squadron
MARTRAREPLGRU - Marine Training and Replacement Group
MATRON - AEW Barrier Maintenance Squadron
MATS - Military Air Transport Service
MCAF - Marine Corps Air Facility
MCALF - Marine Corps Auxiliary Landing Field
MCAS - Marine Corps Air Station
MINDEFDEVU - Mine Defense Development Unit
MISS - Naval Mission
MTG - Marine Training Group
MWSG - Marine Wing Service Group

NAAS - Naval Auxiliary Air Station
NAATC - Naval Air Advanced Training Command
NABS - Naval Air Bases
NABTC - Naval Air Basic Training Command
NADC - Naval Air Development Center
NADU - Naval Air Development Unit
NAF - Naval Air Facility
NAMC - Naval Air Material Center
NAOTS - Naval Aviation Ordnance Test Station
NART - Naval Air Reserve Training
NARTS - Naval Air Rocket Test Station
NARTU - Naval Air Reserve Training Unit
NAS - Naval Air Station
NASA - National Aeronautics and Space Administration
NASWF - Naval Air Special Weapons Facility
NATC - Naval Air Test Center
NATRA - Naval Air Training
NATECHTRACEN - Naval Air Technical Training Center
NATECHTRAU - Naval Air Technical Training Unit
NATTC - Naval Air Technical Training Command
NATTU - Naval Air Technical Training Unit
NATU - Naval Air Torpedo Unit
NAV - Naval
NAVCICOFFSCH - Combat Information Center Officers' School
NLO - Naval Liaison Officer
NOTS - Naval Ordnance Test Station
NPG - Naval Proving Ground
NPU - Naval Parachute Unit
NSAWF - Naval School All Weather Flight
NTDC - Naval Training Device Center

O&R - Overhaul and Repair, BUWEPS FR
ONR - Office of Naval Research

PAC - Naval Air Force, Pacific Fleet
PRNC - Potomac River Naval Command

RDT&E - Research, Development, Test and Evaluation, BUWEPS

SDC - Special Devices Center
SO&ES - Station Operations and Engineering Squadron
SRNC - Severn River Naval Command

TRANS - Transportation

USMC - United States Marine Corps
USN - United States Navy
USNMC - United States Naval Missile Center
USNR - United States Naval Reserve

VA - Attack Squadron
VAAW - Carrier Special Squadron Night
VAH - Heavy Attack or Mining Squadron
VAHM - Mining Squadron
VAP - Photographic Squadron
VAW - Carrier Special Squadrons Air Early Warning
VF - Fighter Squadron
VFAW - Carrier Special Squadron
VFP - Composite Squadron Photographic
VMA - Marine Attack Squadron
VMAT - Marine Attack Training Squadron
VMC - Marine Composite Squadron
VMCJ - Marine Composite Photographic Squadron
VMFAW - Marine All-Weather Fighter Squadron
VMFT - Marine Fighter Training Squadron
VMFTAW - Marine All-Weather Fighter Training Squadron
VMIT - Marine Instrument Training Squadron
VMJ - Marine Photographic Squadron
VMO - Marine Observation Squadron
VMR - Marine Transport Squadron
VP - Patrol Squadron
VQ - Electronic Counter Measures Squadron
VR - Transport Squadron
VS - Anti-Submarine Squadron
VU - Utility Squadron
VW - Air Early Warning Squadron
VX - Air Operational Development Squadron

ZP - Airship Patrol Squadron
ZTG - Airship Training Group
ZW - Barrier Squadron (Contiguous)
ZX - Airship Operational Development Squadron

NOTE: For information as to abbreviations used to designate class, subclass and version of aircraft, see pages 58 and 64.

CONFIDENTIAL

DECLASSIFIED

TABLE I

PROGRAM OPERATING ALLOWANCES

Table 2 reflects planned aircraft model assignments to meet the allowances shown in Table 1. In instances where the Naval Aircraft Inventory contains insufficient aircraft of the types shown in Table 1, Table 2 will indicate substituted models. The primary operating status code included in Table 1 reflects the primary reason or intent for the operating units having an authorized operating allowance therefore. Where inconsistencies appear between the status codes listed in Table 1 and Table 2, differences will be resolved in favor of those listed in Table 1. Revisions to the authorized allowances listed in Table 1 will be indicated by an appropriate symbol for subsequent periods; however, because of budgetary considerations such revision will normally not appear at intervals of less than four months.

UNIT	LOCATION	CLASS	PRIMARY OPTG. STATUS	OPERATING ALLOWANCES 31 MAR 1960	30 JUN 1960	30 SEP 1960	30 JUN 1960
FLEET COMBAT UNITS							
USN							
AIR FORCE ATLANTIC FLEET							
CARRIER AIR GROUPS							
CVG 1							
CVG 1		VT JET	A4	1	1		
VF 14	ABD ROOSEVLT	VF AW JET	A1	14	14	14	14
VF 11	ABD ROOSEVLT	VF AW JET	A1	14	14	14	14
VA 15	ABD ROOSEVLT	VA LL JET	A1	12	12	12	2
VA 46	ABD ROOSEVLT	VA DAY JET	A1	12	12	12	12
VA 172	ABD ROOSEVLT	VA DAY JET	A1	12	12	12	2
VAH 11	ABD ROOSEVLT	VA H JET	A1	12	12	12	2
CVG 3							
CVG 3		VT JET	A4	1	1		
VF 31	ABD SARATOGA	VF AW JET	A1	14	14	14	14
VF 32	ABD SARATOGA	VF AW JET	A1	14	14	14	14
VA 34	ABD SARATOGA	VA DAY JET	A1	12	12	12	2
VA 35	ABD SARATOGA	VA LL JET	A1	12	12	12	12
VA 36	ABD SARATOGA	VA DAY JET	A1	12	12	12	12
VAH 9	ABD SARATOGA	VA H JET	A1	12	12	12	2
CVG 4							
RCVG 4		VT JET	A4	4	4	4	4
VA 43	OCEANA	VA DAY JET	A1	20	20	20	20
		VT JET	A4	24	24	22	22
VF 101	KEY WEST	VF AW JET	A1	20	20	20	20
		VT JET	A4	4	4	12	12
VF 174	CECIL FIELD	VF AW JET	A1	22	22	22	22
		VT JET	A4	4	4		
VA 42	OCEANA	VA LL JET	A1	8	8	8	8
		VT SE	A4	7	7	4	4
VA 44	JACKSONVILLE	VA DAY JET	A1	20	20	20	20
		VA LL JET	A1	8	8	8	8
		VT JET	A4	14	14	23	23
		VT SE	A4	7	7	4	4
VAH 3	SANFORD	VA HT JET	A4	4	4	4	4
		VA H JET	A1	12	12	12	10
		VT JET	A4	4	4	1	1
		VT NAV	A4			1	1
CVG 6							
CVG 6		VT JET	A4	1	1		
VF 33	ABD INTREPID	VF AW JET	A1	14	14	14	14
VF 74	OCEANA	VF AW JET	A1	14	14	14	14
VA 65	ABD INTREPID	VA LL JET	A1	12	12	12	12
VA 66	ABD INTREPID	VA DAY JET	A1	12	12	12	2
VA 76	ABD INTREPID	VA DAY JET	A1	12	12	12	12
VAH 13		VA H JET	A1		3	6	9
CVG 7							
CVG 7		VT JET	A4	1	1		
VF 41	OCEANA	VF AW JET	A1	14	14	14	14
VF 84	OCEANA	VF AW JET	A1	14	14	14	14
VA 75	OCEANA	VA LL JET	A1	12	12	12	12
VA 86	OCEANA	VA DAY JET	A1	12	12	12	12
VA 72	OCEANA	VA DAY JET	A1	12	12	12	2
VAH 1	SANFORD	VA H JET	A1	12	12	12	12
CVG 8							
CVG 8		VT JET	A4	1	1		
VF 102	ABD FORRESTL	VF AW JET	A1	14	14	14	14
VA 81	ABD FORRESTL	VA DAY JET	A1	12	12	12	12
VF 103	ABD FORRESTL	VF AW JET	A1	14	14	14	14
VA 83	ABD FORRESTL	VA DAY JET	A1	12	12	12	12
VA 85	ABD FORRESTL	VA LL JET	A1	12	12	12	12
VAH 5	ABD FORRESTL	VA H JET	A1	12	12	12	12
CVG 10							
CVG 10		VT JET	A4	1	1		
VA 12	CECIL FIELD	VA DAY JET	A1	12	12	12	12
VF 13	ABD ESSEX	VF AW JET	A1	14	14	14	14
VF 62	ABD ESSEX	VF AW JET	A1	14	14	14	14
VA 106	CECIL FIELD	VA DAY JET	A1	12	12	12	12
VA 176	ABD ESSEX	VA LL JET	A1	12	12	12	12
VAH 7	SANFORD	VA H JET	A1	12	12	12	
SPECIAL SQDNS							
PHOTOGRAPHIC SQDNS							
VFP 62	JACKSONVILLE	VF P JET	A1	24	24	24	24
VAP 62	JACKSONVILLE	VA P JET	A1	12	12	12	12
		VT JET	A4	1	1	1	1
INTELLIGENCE SQDNS							
AIR EARLY WARNING SQDNS							
VAW 12	QUONSET PNT	VA W	A1	44	44	44	44
VAW 33	QUONSET PNT	VA AW	A1	14	14	14	4
GUIDED MISSLE SERVICE SQDN							
GMSRON 2	ROOSEVLT RDS	VF D JET	A1	7	7	7	7
		VP LD	A2	2	2	2	2
		VT D	A2	2	2	2	2
		HU	A2	1	1	1	1
FLEET AIR RECONNAISSANCE SQDNS							
VQ 2	ROTA	VA Q JET	A1	9	9	9	9
		VW Q	A1	3	3	3	3
		VT JET	A4	1	1	1	1

UNIT	LOCATION	CLASS	PRIMARY OPTG. STATUS	OPERATING ALLOWANCES 31 MAR 1960	30 JUN 1960	30 SEP 1960	31 DEC 1960
CARRIER ANTI SUBMARINE SQDNS							
VS 27	ABD VALY FRG	VS	A1	20	20	20	20
VS 30	NORFOLK	VS	A1	20	20	20	20
VS 31	ABD WASP	VS	A1	20	20	20	20
VS 32	QUONSET PNT	VS	A1	20	20	20	20
VS 36	NORFOLK	VS	A1	20	20	20	20
VS 39	QUONSET PNT	VS	A1	20	20	20	20
HELICOPTER ANTI SUBMARINE SQDNS							
HS 1	KEY WEST	HS	A1	16	16	16	16
HS 3	ABD VALY FRG	HS	A1	16	16	16	16
HS 5	QUONSET PNT	HS	A1	16	16	16	16
HS 7	NORFOLK	HS	A1	16	16	16	16
HS 9	QUONSET PNT	HS	A1	16	16	16	6
HS 11	ABD WASP	HS	A1	16	16	16	16
PATROL SQDNS LAND PLANE							
VP 5	JACKSONVILLE	VP L	A1	12	12	12	12
VP 7	BRUNSWICK	VP L	A1	12	12	12	12
VP 8	ROOSEVLT RDS	VP L	A1	12	12	12	12
VP 10	BRUNSWICK	VP L	A1	12	12	12	12
VP 11	KEFLAVIK	VP L	A1	12	12	12	12
VP 16	KEFLAVIK	VP L	A1	12	12	12	12
VP 18	KEFLAVIK	VP L	A1	12	12	12	12
VP 21	BRUNSWICK	VP L	A1	12	12	12	12
VP 23	ARGENTIA	VP L	A1	12	12	12	12
VP 24	NORFOLK	VP L	A1	12	12	12	12
VP 26	ROTA	VP L	A1	12	12	12	12
PATROL SQDNS SEA PLANE							
VP 44	NORFOLK	VP S	A1	12	12	12	12
VP 45	BERMUDA	VP S	A1	12	12	12	12
VP 49	BERMUDA	VP S	A1	12	12	12	12
VP 56	NORFOLK	VP S	A1	12	12	12	12
PATROL SQDNS AIRSHIP							
ZP 3	LAKEHURST	VT ME	A4	1	1	1	1
		ZP	A1	4	4	4	4
FLEET AIR EARLY WARNING SQDNS							
VW 2	PTXNT RIVER	VW	A1	12	12	6	6
VW 4	JACKSONVILLE	VW	A1	6	6	6	6
BARRIER SQDNS DISTANT WARNING							
VW 11	ARGENTIA	VW	A1	12	12	12	12
VW 13	PTXNT RIVER	VW	A1	6	6	6	6
VW 15	PTXNT RIVER	VW	A1	6	6	6	6
BARR TRA UNIT	PTXNT RIVER	VR H	A5	4	4	4	4
BARRIER SQDNS CONTIGUOUS							
ZW 1	LAKEHURST	VT ME	A4	2	2	2	2
		ZW	A1	4	4	4	4
HELICOPTER RECONNAISSANCE SAR SQDNS							
HU 2	LAKEHURST	HU	A1	60	60	60	60
FLEET TACTICAL SUPPORT SQDNS							
VR 1	PTXNT RIVER	VR H	A2	5	5	7	7
		VR M	A2	12	12	9	9
VR 24	PORT LYAUTEY	VR H	A2	6	6	6	6
		VR C	A2	6	6	6	6
USMC							
MARINE HEADQUARTERS SQDNS							
MARS MWSG 27	CHERRY POINT	VA DAY	A2	4	2	2	2
		VR H	A2	2	2	2	2
		VR M	A2	2	3	3	3
		VT JET	A6	4	4	4	4
H&MS 14	CHERRY POINT	VR M	A2	1	1	1	1
		VT JET	A2	3	2	2	2
H&MS 24	CHERRY POINT	VR M	A2	1	1	1	1
		VT JET	A2	3	3	3	3
H&MS 26	NEW RIV JAX	VR M	A2	2	1	1	1
H&MS 32	CHERRY POINT	VR M	A2	1	1	1	1
		VT JET	A2	3	3	3	3
MARINE FIGHTER SQDNS							
VMF 122	BEAUFORT	VF DAY JET	A1	20	20	20	20
VMF 235	BEAUFORT	VF DAY JET	A1	20	20	20	20
VMF 333	BEAUFORT	VF DAY JET	A1	20	20	20	20
VMF 312	BEAUFORT	VF DAY JET	A1	20	20	20	20
MARINE FIGHTER ALL WEATHER SQDNS							
VMFAW 114	CHERRY POINT	VF AW JET	A1	20	20	20	20
VMFAW 115	CHERRY POINT	VF AW JET	A1	20	20		
VMFAW 531	CHERRY POINT	VF AW JET	A1			20	20

DECLASSIFIED

TABLE 1

PROGRAM OPERATING ALLOWANCES

UNIT	LOCATION	CLASS	PRIMARY OPTG. STATUS	OPERATING ALLOWANCES 31 MAR 1960	30 JUN 1960	30 SEP 1960	31 DEC 1960
MARINE ATTACK SQDNS							
VMA 224	ROOSEVLT RDS	VA DAY JET	A1	20	20	20	20
VMA 225	ABD ESSEX	VA DAY JET	A1	20	20	20	20
VMA 324	ABD ANTIETAM	VA DAY JET	A1	20	20	20	
VMA 331	BEAUFORT	VA DAY JET	A1	20	20	20	20
VMA 332	CHERRY POINT	VA DAY JET	A1				20
VMA 533	CHERRY POINT	VA DAY JET	A1	20	20	20	20
MARINE COMPOSITE PHOTOGRAPHIC SQDNS							
VMCJ 2	CHERRY POINT	VF P JET	A1	9	9	9	9
		VF Q JET	A1	9	6	6	6
MARINE TRANSPORT SQDNS							
VMR 252	CHERRY POINT	VR M	A2	20	20	20	20
VMR 353	CHERRY POINT	VR M	A2	9	9	9	9
MARINE HELICOPTER TRANSPORT SQDNS							
HMRL 162	NEW RIV JAX	HR L	A1	20	20	20	20
HMRL 264	ABD BOXER	HR L	A1	20	20	20	20
HMRL 262	NEW RIV JAX	HR L	A1	18	20	20	20
HMRL 263	NEW RIV JAX	HR L	A1	20	20	20	20
HMRM 461	ABD CHMPLAIN	HR M	A1	18	18	14	14
MARINE OBSERVATION SQDNS							
VMO 1	NEW RIV JAX	VO	A1	12	12	12	12
		HO	A1	12	12	12	12
DIRECT FLEET SUPPORT UNITS							
OPERATIONAL DEVELOPMENT SQDNS							
VX 1	KEY WEST	VS	A9	3	3	3	3
		VP L	A9	3	3	3	3
		VP S	A9	2	2	2	2
		VT ME	A6	1	1	1	1
		HS	A9	3	3	3	3
VX 6	QUONSET PNT	VP L	A8	3	3	3	3
		VR H	A8	2	2	5	5
		VR M	A8	6	6	2	2
		VU SAR	A8	6	6	6	6
		HU	A8	3	3	3	3
FLEET AIRCRAFT SERVICE SQDNS							
FASRON 3	NORFOLK	VR C	A2	5	5		
		VT ME	A6	10	10		
FASRON 9	CECIL FIELD	VT ME	A6	2			
FASRON 51	SANFORD	VR M	A2	1			
		VT ME	A6	2			
FASRON 102	NORFOLK	VW	A2	1	1		
		VR H	A2	1	1		
		VR M	A2	6	6		
		VU SAR	A8	1	1		
		VT ME	A6	2	2		
FASRON 105	ROOSEVLT RDS	VU SAR	A2	1	1		
FASRON 106	ARGENTIA	VR H	A2	1	1		
		VT ME	A6	1	1		
FASRON 107	ICELAND	VR H	A2	1	1		
FASRON 111	BERMUDA	VU SAR	A2	1			
FASRON SPC 200	LONDON	VR M	A2	4			
		VT ME	A6	3			
FLEET UTILITY AND DRONE CONTROL SQDNS							
VU 2	QUONSET PNT	VF DAY JET	A8	10	10	10	0
		VU TOW	A8	3	3	3	3
VU 4	OCEANA	VF DAY JET	A8	10	10	10	10
		VU TOW	A8	3	3	3	3
VU 10	GTMO BAY	VF DAY JET	A8	7	7	7	7
		VU TOW	A8	5	5	5	5
FLEET BASES OVERSEAS							
NAVSTA	ARGENTIA	VR H	A2	1	1	2	2
		VU SAR	A2	1	1	1	1
		VT ME	A6			1	1
		HU	A2	2	2	2	2
NAVSTA	BERMUDA	VU SAR	A2		1	1	1
NAF	NAPLES	VR H	A2	1	1	1	1
		VR M	A2	3	3	3	3
		VT ME	A6	5	5	5	5
		HU	A2	1	1	1	1
NAF	SIGONELLA	VR M	A2	1	1	1	1
		VU SAR	A2	1	1	1	1
		VT ME	A6	1	1	1	1
NAF	LAJES	VU SAR	A2	1	1	1	1
NAF	KEFLAVIK	VR H	A2			1	1
HDQTRS CMEF	DHAHRAN AFB	VR M	A2	1	1	1	1
NAF ADV BASE	PORT LYAUTEY	VR M	A2	1	1	1	1
		VU SAR	A2	1	1	1	1
		VT ME	A6	2	2	2	2
		HU	A2	1	1	1	1
NAVSTA	ROTA	VR M	A2	2	2	2	2
		VT ME	A6	3	3	3	3
		HU	A2	1	1	1	1

UNIT	LOCATION	CLASS	PRIMARY OPTG. STATUS	OPERATING ALLOWANCES 31 MAR 1960	30 JUN 1960	30 SEP 1960	31 DEC 1960
TENTH NAVAL DISTRICT							
NAVSTA	TRINIDAD	VU SAR	A2	1	1	1	1
NAS 10 NAVDST	GTMO BAY	VR M	A8	1	1	1	1
		VU SAR	A2	2	2	2	2
		VT ME	A6	1	1	1	1
		HU	A2	1	1	1	1
NAVSTA	ROOSEVLT RDS	VR M	A2	2	2	2	2
		VU SAR	A2	1	1	2	2
		VT ME	A6	1	1	1	1
		HU	A2	1	1	1	1
COM 15	PANAMA	VR M	A8	1	1	1	1
FL AIR DET	LONDON	VR M	A2		4	4	4
		VT ME	A6		3	3	3
CV AND AV UTILITY AIRCRAFT							
CVA 9 ESSEX	NORFOLK	VR C	A2	1	1	1	1
CVA 11 INTREPD	QUONSET PNT	VR C	A2	1	1	1	1
CVS 15 RANDOLPH	NORFOLK	VR C	A2	1	1	1	1
CVS 36 ANTETAM	NEW YORK	VR C	A2		1	1	1
CVA 38 SHANGRL		VR C	A2	1	1	1	1
CVS 39 CHMPLAN	MAYPORT	VR C	A2	1	1	1	1
CVA 42 FDR	MAYPORT	VR C	A2	1	1	1	1
CVA 59 FORSTAL	NORFOLK	VR C	A2	1	1	1	1
CVA 60 SARATOG	NEW YORK	VR C	A2	1	1	1	1
CVS 45 VALYFRG	NORFOLK	VR C	A2	1	1	1	1
CVS 18 WASP	NORFOLK	VR C	A2	1	1	1	1
CVA 62 INDPEND	NORFOLK	VR C	A2	1	1	1	1
AV 5 ALBERML	NORFOLK	VU SAR	A2	1	1	1	1
MARINE AIR FMF & FORCE AVIATION HDQTR SQDNS							
H&HS AFMFLNT	NORFOLK	VR H	A2	1	1	1	1
		VR M	A2	1	1	1	1
		VT JET	A6	2	2	2	2
		VT ME	A6	2	2	2	2
MARINE FLEET TRAINING SQDNS							
VMT 1	CHERRY POINT	VT JET	A4	20	20	20	20
INDIRECT FLEET SUPPORT UNITS							
FIFTEENTH NAVAL DISTRICT							
NAVAL ATTACHES AND MISSIONS LANT							
ATT ATHENS	GREECE	VU SAR	A8	1	1	1	1
ATT CAIRO	EGYPT	VR M	A8	1	1	1	1
ATT MEXICO CTY	MEXICO	VR M	A8	1	1	1	1
ATT NEW DELHI	INDIA	VR M	A8	1	1	1	1
ATT OSLO	NORWAY	VU SAR	A8	1	1	1	1
ATT CAPE TOWN	SO AFRICA	VR M	A8	1	1	1	1
ATT TEHRAN	IRAN	VR M	A8	1	1	1	1
MISSION ANKARA	TURKEY	VR M	A8	1	1	1	1
MISSION BOGOTA	COLOMBIA	VR M	A8	1	1	1	1
MISSION PTAUPR	HAITI	HU	A8	1	1	1	1
MISSION LIMA	PERU	VR M	A8	1	1	1	1
MISSION QUITO	ECUADOR	VR M	A8	1	1	1	1
MISSION RIO DJ	BRAZIL	VR M	A8	1	1	1	1
MISSION VLPRSO	CHILE	VR M	A8	1	1	1	1
NAV ADV GROUP	BUENOS AIRES	VR M	A8	1	1	1	1
MISSION CUITRU	DOM REP	VT ME	A8	1	1	1	1
				16	16	16	16
FLEET COMBAT UNITS							
USN							
AIR FORCE PACIFIC FLEET							
CARRIER AIR GROUPS							
CVG 2							
VA 23	ABD MIDWAY	VA DAY JET	A1	12	12	12	12
VF 24	ABD MIDWAY	VF AW JET	A1	14	14	14	14
VA 22	ABD MIDWAY	VA DAY JET	A1	12	12	12	12
VF 21	ABD MIDWAY	VF AW JET	A1	14	14	14	14
VA 25	ABD MIDWAY	VA LL JET	A1	12	12	12	12
VAH 8	ABD MIDWAY	VA H JET	A1	9	9	9	12
CVG 5							
VF 51	MIRAMAR	VF AW JET	A1	14	14	14	14
VA 52	MIRAMAR	VA LL JET	A1	12	12	12	12
VF 53	MIRAMAR	VF AW JET	A1	14	14	14	14
VA 55	MIRAMAR	VA DAY JET	A1	12	12	12	12
VA 56	MIRAMAR	VA DAY JET	A1	12	12	12	12
VAH 4 B	MIRAMAR	VA H JET	A1	3	3	3	

[redacted]

DECLASSIFIED

TABLE 1

PROGRAM OPERATING ALLOWANCES

UNIT	LOCATION	CLASS	PRIMARY OPTG. STATUS	OPERATING ALLOWANCES 31 MAR 1960	30 JUN 1960	30 SEP 1960	31 DEC 1960
CVG 9							
CVG 9		VT JET	A4	1	1		
VF 91	ALAMEDA	VF AW JET	A1	14	14	14	14
VF 92	ALAMEDA	VF AW JET	A1	14	14	14	4
VA 93	ALAMEDA	VA DAY JET	A1	12	12	12	2
VA 94	ALAMEDA	VA DAY JET	A1	12	12	12	12
VA 95	ALAMEDA	VA LL JET	A1	12	12	12	12
VAH 6	WHDBY ISLAND	VA H JET	A1	12	12	12	12
CVG 11							
VF 111	MIRAMAR	VF AW JET	A1	14	14	14	14
VA 112	MIRAMAR	VA DAY JET	A1	12	12	12	2
VA 113	MIRAMAR	VA DAY JET	A1	12	12	12	2
VF 114	MIRAMAR	VF AW JET	A1	14	14	14	14
VA 115	MIRAMAR	VA LL JET	A1	12	12	12	2
VAH 4 C	WHDBY ISLAND	VA H JET	A1	3	3	3	
VAH 4 M	MIRAMAR	VA H JET	A1	3	6	9	2
CVG 12							
RCVG 12		VT JET	A4	3	3	3	3
VF 121	MIRAMAR	VF AW JET	A1	30	30	30	30
		VT JET	A4	29	29	29	29
VA 122	NORTH ISLAND	VA LL JET	A1	17	17	17	17
		VT SE	A4	10	10	10	10
VF 124	MOFFETT FLD	VF AW JET	A1	26	26	26	26
		VT JET	A4	29	29	29	29
VA 125	MOFFETT FLD	VA DAY JET	A1	24	24	24	24
		VT JET	A4	2	2	2	2
VA 126	MIRAMAR	VA DAY JET	A1	24	24	24	24
		VT JET	A4	2	2	2	2
VAH 123	WHDBY ISLAND	VA HT JET	A4	4	4	4	4
		VA H JET	A1	10	10	10	12
		VT JET	A4	4	4	4	4
CVG 14							
CVG 14		VT JET	A4	1	1		
VF 141	MIRAMAR	VF AW JET	A1	14	14	14	14
VF 142	MIRAMAR	VF AW JET	A1	14	14	14	14
VA 144	MIRAMAR	VA DAY JET	A1	12	12	12	2
VA 145	MIRAMAR	VA LL JET	A1	12	12	12	12
VA 146	ABD RANGER	VA DAY JET	A1	12	12	12	12
VAH 4 F		VA H JET	A1	3	3	3	
CVG 15							
VF 151	MOFFETT FLD	VF AW JET	A1	14	14	14	14
VA 152	MOFFETT FLD	VA LL JET	A1	12	12	12	12
VA 153	MOFFETT FLD	VA DAY JET	A1	12	12	12	12
VF 154	ABD HANCOCK	VF AW JET	A1	14	14	14	14
VA 155	MOFFETT FLD	VA DAY JET	A1	12	12	12	2
VAH 2	WHDBY ISLAND	VA H JET	A1	9	9	9	12
CVG 19							
VF 191	ABD RICHARD	VF AW JET	A1	14	14	14	14
VA 192	ABD RICHARD	VA DAY JET	A1	12	12	12	12
VF 193	ABD RICHARD	VF AW JET	A1	14	14	14	14
VA 195	ABD RICHARD	VA DAY JET	A1	12	12	12	12
VA 196	ABD RICHARD	VA LL JET	A1	12	12	12	12
VAH 4 E	ABD RICHARD	VA H JET	A1	3	3	3	
VAH 7	ABD KITTYHWK	VA H JET	A1				12
CVG 21							
CVG 21		VT JET	A4	1	1		
VF 211	MOFFETT FLD	VF AW JET	A1	14	14	14	14
VA 212	ABD LEXINGTN	VA DAY JET	A1	12	12	12	12
VF 213	MOFFETT FLD	VF AW JET	A1	14	14	14	14
VA 215	MOFFETT FLD	VA LL JET	A1	12	12	12	12
VA 216	MOFFETT FLD	VA DAY JET	A1	12	12	12	2
VAH 4 L	WHDBY ISLAND	VA H JET	A1	3	3	3	
SPECIAL SQDNS							
PHOTOGRAPHIC SQDNS							
COMPOSITE PHOTOGRAPHIC SQDNS							
VCP 61	AGANA	VF P JET	A1	12	12	12	12
		VA P JET	A1	6	6	6	6
		VT JET	A4	1	1	1	1
VCP 63	MIRAMAR	VF P JET	A1	20	20	20	20
		VA P JET	A1	6	6	6	6
		VT JET	A4	3	3	3	3
INTELLIGENCE SQDNS							
AIR EARLY WARNING SQDNS							
VAW 11	NORTH ISLAND	VA AW	A1	10	10	10	10
		VA W	A1	32	32	32	32
VAW 13	AGANA	VA AW	A1	8	8	8	8
		VA W	A1	16	16	16	16
INTERCEPTOR SQDN							
VFAW 3	NORTH ISLAND	VF AW JET	A1	25	25	25	25
GUIDED MISSLE SERVICE SQDN							
GMSRON 1	BARBERS PNT	VF D JET	A1	19	19	19	19
		VT D JET	A2	6	6	6	6

UNIT	LOCATION	CLASS	PRIMARY OPTG. STATUS	OPERATING ALLOWANCES 31 MAR 1960	30 JUN 1960	30 SEP 1960	31 DEC 1960
FLEET AIR RECONNAISSANCE SQDNS							
VQ 1	IWAKUNI	VA Q JET	A1	9	9	9	9
		VW Q	A1	3	3	3	3
		VT JET	A4	1	1	1	1
CARRIER ANTI SUBMARINE SQDNS							
VS 21	ABD KEARSRGE	VS	A1	20	20	20	20
VS 23	ABD YORKTOWN	VS	A1	20	20	20	20
VS 37	LOS ALAMITOS	VS	A1	20	20	20	20
VS 38	NORTH ISLAND	VS	A1	20	20	20	20
HELICOPTER ANTI SUBMARINE SQDNS							
HS 2	REAM FLD	HS	A1	16	16	16	16
HS 4	ABD YORKTOWN	HS	A1	16	16	16	16
HS 6	ABD KEARSRGE	HS	A1	16	16	16	16
HS 8	REAM FLD	HS	A1	16	16	16	16
PATROL SQDNS LAND PLANE							
VP 1	WHDBY ISLAND	VP L	A1	12	12	12	12
VP 2	KODIAK	VP L	A1	12	12	12	12
VP 4	NAHA	VP L	A1	12	12	12	12
VP 6	BARBERS PNT	VP L	A1	12	12	12	12
VP 9	ALAMEDA	VP L	A1	12	12	12	12
VP 17	WHDBY ISLAND	VP L	A1	12	12	12	12
VP 19	ALAMEDA	VP L	A1	12	12	12	12
VP 22	BARBERS PNT	VP L	A1	12	12	12	12
VP 28	IWAKUNI	VP L	A1	12	12	12	12
PATROL SQDNS SEA PLANE							
VP 40	SANGLEY PNT	VP S	A1	12	12	12	12
VP 42	NORTH ISLAND	VP S	A1	12	12	12	12
VP 46	NORTH ISLAND	VP S	A1	12	12	12	12
VP 47	ALAMEDA	VP S	A1	12	12	12	12
VP 48	NORTH ISLAND	VP S	A1	12	12	12	12
VP 50	WHDBY ISLAND	VP S	A1	12	12	12	12
FLEET AIR EARLY WARNING SQDNS							
VW 1	AGANA	VW	A1	9	9	9	9
VW 3	AGANA	VW	A1	9	9		
BARRIER SQUADRONS DISTANT WARNING							
AEWBARRONPAC	BARBERS PNT	VW	A1	25	25	25	25
		VR H	A5	5	5	5	5
HELICOPTER RECONNAISSANCE SAR SQDNS							
HU 1	REAM FLD	HU	A2	50	50	52	52
FLEET TACTICAL SUPPORT SQDNS							
VR 21	BARBERS PNT	VR H	A2	17	17	17	17
		VR M	A2	3	3	3	3
		VR C	A2	10	10	10	10
USMC							
MARINE HEADQUARTERS SQDNS							
MARS 17	IWAKUNI	VR H	A2	2	2	2	2
		VR M	A2	4	4	4	4
		VT JET	A4	5	4	4	4
		VT ME	A6	3	3	3	3
		HU	A2	2	2	2	2
H&MS 11	CUBI PNT	VR M	A2	1	1	1	1
		VT JET	A4	2	2	2	2
H&MS 12	IWAKUNI	VR M	A2	1	1	1	1
		VT JET	A4	2	2	2	2
H&MS 13	KANEOHE	VR H	A2	1	1	1	1
		VT JET	A4	3	3	3	3
H&MS 15	EL TORO	VR M	A2	1	1	1	1
		VT JET	A4	3	3	3	3
MARS 37	EL TORO	VR H	A2	1	1	1	1
		VR M	A2	3	3	3	3
		VT JET	A4	4	4	4	4
H&MS 33	EL TORO	VR M	A2	1	1	1	1
		VT JET	A4	3	3	3	3
MARINE FIGHTER SQDNS							
VMF 232	KANEOHE	VF DAY JET	A1	20	20	20	20
VMF 251	CUBI PNT	VF DAY JET	A1	20	20	20	20
VMF 323	EL TORO	VF DAY JET	A1	20	20	20	20
VMF 334	EL TORO	VF DAY JET	A1	20	20	20	20
VMF 451	EL TORO	VF DAY JET	A1	20	20	20	20
MARINE ALL WEATHER FIGHTER SQDNS							
VMFAW 115	ATSUGI	VF AW JET	A1			20	20
VMFAW 314	ATSUGI	VF AW JET	A1	20	20	20	20
VMFAW 513	EL TORO	VF AW JET	A1	20	20	20	20
VMFAW 531	CUBI PNT	VF AW JET	A1	20	20		
VMFAW 542	CUBI PNT	VF AW JET	A1	20	20	20	20

[redacted]

DECLASSIFIED

[redacted]

TABLE 1

PROGRAM OPERATING ALLOWANCES

UNIT	LOCATION	CLASS	PRIMARY OPTG. STATUS	OPERATING ALLOWANCES 31 MAR 1960	30 JUN 1960	30 SEP 1960	31 DEC 1960
MARINE ATTACK SQDNS							
VMA 121	ABD BRETON	VA DAY JET	A1	20	20	20	20
VMA 211	IWAKUNI	VA DAY JET	A1	20	20	20	20
VMA 212	KANEOHE	VA DAY JET	A1	20	20	20	20
VMA 214	KANEOHE	VA DAY JET	A1	20	20	20	20
VMA 223	EL TORO	VA DAY JET	A1	20	20	20	20
VMA 311	EL TORO	VA DAY JET	A1	20	20	20	20
VMA 324	IWAKUNI	VA DAY JET	A1				20
VMA 332	IWAKUNI	VA DAY JET	A1	20	20	20	
MARINE COMPOSITE PHOTOGRAPHIC SQDNS							
VMCJ 1	IWAKUNI	VF P JET	A1	6	6	6	6
		VF Q JET	A1	9	6	6	6
VMCJ 3	EL TORO	VF P JET	A1	12	12	12	12
		VF Q JET	A1	9	9	9	9
MARINE TRANSPORT SQDNS							
VMR 253	IWAKUNI	VR H	A2	8	8	8	8
		VR M	A2	8	8	8	8
VMR 352	EL TORO	VR H	A2	10	10	10	9
		VR M	A2	5	5	5	5
		VG	A2				1
MARINE HELICOPTER TRANSPORT SQDNS							
HMRL 161	KANEOHE	HR L	A1	20	20	20	20
HMRL 163	SANTA ANA	HR L	A1	20	20	21	21
HMRL 261	FUTEMA	HR L	A1	24	24	24	24
HMRL 361	SANTA ANA	HR L	A1	20	20	20	20
HMRL 362	SUKIRON	HR L	A1	24	24	23	21
HMRL 363	EL TORO	HR L	A1	20	20	20	20
HMRM 462	SANTA ANA	HR M	A1	17	17	17	4
MARINE OBSERVATION SQDNS							
VMO 2	SUKIRON	VO	A1	12	12	12	12
		HO	A1	12	12	12	12
VMO 6	CAMP PENDLET	VO	A1	12	12	12	12
		HO	A1	12	12	12	12
DIRECT FLEET SUPPORT UNITS							
OPERATIONAL DEVELOPMENT SQDNS							
VX 4	POINT MUGU	VF AW JET	A9	6	6	6	6
		VA DAY JET	A9	2	2	2	2
		VT JET	A6	1	1	1	1
		VT ME	A6	1	1	1	1
VX 5	CHINA LAKE	VA DAY JET	A9	7	7	7	7
		VA H JET	A9	1	1	1	1
		VT JET	A6	1	1	1	1
		VT ME	A6	1	1	1	1
FLEET AIRCRAFT SERVICE SQDNS							
FASRON 4	NORTH ISLAND	VR M	A8	1	1		
		VT JET	A6	8	8		
		VT ME	A6	5	5		
FASRON 12	MIRAMAR	VT JET	A6	3			
FASRON 114	KODIAK	VU SAR	A2	1	1		
FASRON 117	BARBERS PNT	VT JET	A6	3	3		
		VT ME	A6	5	5		
FLEET UTILITY AND DRONE CONTROL SQDNS							
VU 1	BARBERS PNT	VF D JET	A8	4	4	4	4
		VU TOW	A8			2	2
		VT ME P	A8	1	1	1	1
		HU	A8	2	2	2	2
VU 3	BROWN FIELD	VF D JET	A8	6	6	4	4
		VP LD	A8	1	1	1	1
		VU TOW D	A8	3	3	3	3
		VT D	A8	3	3		
VU 5	ATSUGI	VF DAY JET	A8	5	5	5	5
		VF D JET	A8	4	4	4	4
		VP LD	A8	1	1	1	1
		VU TOW	A8	4	4	4	4
		VT ME P	A8	2	2	2	2
		HU	A8	2	2	2	2
VU 7	BROWN FIELD	VF DAY JET	A8	12	12	15	15
		VR M	A8	1	1	1	1
		VU TOW	A8	10	10	10	10
		VT ME P	A8	1	1	1	1
FLEET BASES OVERSEAS							
NAS	AGANA	VR H	A2	1	1	1	1
		VU SAR	A2	3	3	3	3
		VT ME	A6	1	1	1	1
		HU	A2	2	2	2	2
NAS	ATSUGI	VR M	A2	1	1	1	1
		VT JET	A2	7	7	7	7
		VT ME	A6	7	7	7	7
		HU	A2	2	2	2	2
NAS CUBI PNT	CUBI PNT	VU SAR	A2	1	1	1	1
		VT JET	A2		2	2	2
		VT ME	A6	3	3	3	3
		HU	A2	2	2	2	2
NAF	NAHA	VU SAR	A2	2	2	2	2
		VT ME	A6	3	3	3	3
NAF	OPPAMA	VU SAR	A2	3	3	3	3
NAVSTA	SANGLEY PNT	VR H	A2	1	1	1	1
		VR M	A2	2	2	2	2
		VT ME	A6	1	1	1	1
		HU	A2	1	1	1	1
COMSEVENTHFLT	TAIWAN	VR M	A2	1	1	1	1
		VR C	A2	1	1	1	1
COMNAVFORJAPAN	YOKOSUKA	VR M	A2	1	1	1	1
COMNAVFORKOREA	SEOUL	VT ME	A6	2	2	2	2
FL AIR DET	IWAKUNI	VU SAR	A2	1	1	1	1
		VT ME	A6	2	2	2	2
FOURTEENTH NAVAL DISTRICT							
NAVSTA 14 ND	KWAJALEIN	VU SAR	A2	5	5	5	5
NAS 14 NAVDST	BARBERS PNT	VR H	A2	1	1	1	1
		VR M	A2	1	1	1	1
		VT JET	A6			3	3
		VT ME	A6	4	4	9	9
		HU	A2	2	2	2	2
NAVSTA 14 ND	MIDWAY	VU SAR	A2	3	3	3	3
		HU	A2	1	1	1	1
SEVENTEENTH NAVAL DISTRICT							
NAVSTA 17 ND	ADAK	VU SAR	A2	2	2	2	2
NAVSTA 17 ND	KODIAK	VR H	A2	2	2	2	2
		VU SAR	A2			1	1
CV AND AV UTILITY AIRCRAFT							
CVA 61 RANGER	ALAMEDA	VR C	A2	1	1	1	1
CVA 31 RICHARD	ALAMEDA	VR C	A2	1	1	1	1
CVS 33 KERSRGE	LONG BEACH	VR C	A2	1	1	1	1
CVS 12 HORNET	BREMERTON	VR C	A2	1	1	1	1
CVS 20 BENNING	SAN DIEGO	VR C	A2	1	1	1	1
CVS 10 YORKTWN	BREMERTON	VR C	A2	1	1	1	1
CVA 14 TCNDRGA	ALAMEDA	VR C	A2	1	1	1	1
CVA 16 LEXIGTN	LOS ANGELES	VR C	A2	1	1	1	1
CVA 19 HANCOCK	SAN DIEGO	VR C	A2	1	1	1	1
CVA 34 ORISKNY	ALAMEDA	VR C	A2	1	1	1	1
CVA 41 MIDWAY	ALAMEDA	VR C	A2	1	1	1	1
CVA 43 CRL SEA		VR C	A2		1	1	1
MARINE AIR FMF & FORCE AVIATION HQTRS SQDN							
HHS AFMFPAC	EL TORO	VR H	A2	1	1	1	1
		VR M	A2	2	2	2	2
		VT JET	A6	2	2	2	2
		VT ME	A6	1	1	1	1
MARINE FLEET TRAINING SQDNS							
VMT 2	EL TORO	VT JET	A4	20	20	20	20
FLT BASES OVERSEAS USMC							
MCAS 14 ND	KANEOHE	VR M	A2	1	1	1	1
		VT JET	A6	2	2	2	2
		VT ME	A6	2	2	2	2
		HU	A2	2	2	2	2
MCAF FUTEMA	OKINAWA	VT ME	A6	2	2	2	2
INDIRECT FLEET SUPPORT UNITS							
NAVAL ATTACHES AND MISSIONS PAC							
ATT DJAKARTA	JAVA	VR M	A8	1	1	1	1
ATT MELBOURNE	AUSTRALIA	VR M	A8	1	1	1	1
MAAG BANGKOK	THAILAND	VT ME	A8	1	1	1	1
MAAG SAIGON	VIETNAM	VR M	A8	1	1	1	1
MAAG TSO YING	TAIWAN	VR M	A8	1	1	1	1

[redacted]

[redacted]

DECLASSIFIED

TABLE 1

PROGRAM OPERATING ALLOWANCES

UNIT	LOCATION	CLASS	PRIMARY OPTG. STATUS	OPERATING ALLOWANCES 31 MAR 1960	30 JUN 1960	30 SEP 1960	31 DEC 1960
NAVAL AIR BASES							
MARINE HELICOPTER DEVELOPMENT SQDN							
FIRST NAVAL DISTRICT							
NAS 1 NAV DST	QUONSET PNT	VR M	A8	2	2	2	2
		VR C	A2	2	2	2	2
		VU SAR	A8	1	1	1	1
		VT JET	A6	6	6	6	6
		VT ME	A6	11	11	11	11
		VT ME P	A8	1	1	1	1
		HU	A8	3	3	3	3
NAS 1 NAV DST	BRUNSWICK	VR M	A8	1	1	1	1
		VU SAR	A8	1	1	1	1
		VT ME	A6	1	1	1	1
		HU	A8	1	1	1	1
NADU	SO WEYMOUTH	VT ME	A6	1	1	1	1
THIRD NAVAL DISTRICT							
NTDC	PORT WASHNGT	VT ME	A6	1	1	1	1
FOURTH NAVAL DISTRICT							
NAS 4 NAV DST	JOHNSVILLE	VR M	A8	1	1	1	1
		VT ME	A6	5	5	5	5
NAS 4 NAV DST	LAKEHURST	VR M	A8	1	1	1	1
		VT ME	A6	2	2	2	2
FIFTH NAVAL DISTRICT							
NAS 5 NAV DST	NORFOLK	VW	A8			1	1
		VR H	A8			1	1
		VR M	A8	3	3	9	9
		VR C	A2	1	1	6	6
		VU SAR	A8			1	1
		VT ME	A6	6	6	16	16
		VT ME P	A8	1	1	1	1
		VT SE	A6	6	6	6	6
NAS 5 NAV DST	OCEANA	VR M	A8	2	2	2	2
		VT JET	A6	7	7	8	8
		VT ME	A6	4	4	4	4
		HU	A8	2	2	2	2
SIXTH NAVAL DISTRICT							
NAS 6 NAV DST	JACKSONVILLE	VR M	A8	4	4	4	4
		VR C	A2	3	3	3	3
		VU SAR	A8	1	1	1	1
		VT JET	A6	6	6	6	6
		VT ME	A6	7	7	7	7
		HU	A8	3	3	3	3
NAS 6 NAV DST	KEY WEST	VR H	A8	1	1	1	1
		VR M	A8	1	1	1	1
		VU SAR	A8	1	1	1	1
		VT JET	A6	2	2	2	2
		VT ME	A6	1	1	1	1
		HU	A8	1	1	1	1
NAS 6 NAV DST	SANFORD	VR M	A8	1	2	2	2
		VT JET	A6	1	1	1	1
		VT ME	A6		2	2	2
		HU	A8	1	1	1	1
NAS 6 NAV DST	CECIL FIELD	VR M	A8	1	1	1	1
		VT JET	A6	2	5	5	5
		VT ME	A6	1	2	2	2
		HU	A8	1	1	1	1
NASWF	KIRTLAND AFB	VR M	A8	1	1	1	1
NINTH NAVAL DISTRICT							
COMNAVCONAD	COLORADO SPR	VR M	A8	2	2	2	2
		VT JET	A6	2	2	2	2
NAVCRUIT STA	DENVER	VT ME	A6	2	2	2	2
ELEVENTH NAVAL DISTRICT							
PAC MISSLE RNG	POINT MUGU	VF P JET	A9	1	1	1	1
		VF D JET	A9	6	6	6	6
		VA Q	A9	2	2	2	2
		VS	A9	2	2	2	2
		VP LD	A9	1	1	1	1
		VW	A9	3	3	3	3
		VR H	A9	4	4	4	4
		VR M	A9	1	1	1	1
		VT D JET	A9	2	2	2	2
		VT KD JET	A9	1	1	1	1
		VT ME P	A8	1	1	1	1
		VT D	A9	2	2	2	2
		HU	A8	5	5	7	7
NAF 11 NAV DST	CHINA LAKE	HU	A8	1	1	1	1
NAS 11 NAV DST	NORTH ISLAND	VR M	A8	4	4	5	5
		VT JET	A6	3	3	11	11
		VT ME	A6	5	5	10	10
		VT SE	A6	2	2	2	2
NAF 11 NAV DST	LITCHFLD PRK	VR M	A8	1	1	1	1
		VT ME	A6	1	1	1	1
NAS 11 NAV DST	MIRAMAR	VR M	A8	1	1	1	1
		VT JET	A6	3	6	6	6
		VT ME	A6	2	2	2	2
		HU	A8	1	1	1	1
NAS 11 NAV DST	POINT MUGU	VT JET	A6	3	3	3	3
		VT ME	A6	5	5	5	5
		HU	A8	2	2	2	2
NMF	PNT ARGUELLO	VT JET	A6	1	1	1	1
		VT ME	A6	1	1	1	1
NAAS 11 NAVDST	BROWN FIELD	VT ME	A6	1	1	1	1
NAAS 11 NAVDST	REAM FLD	VT ME	A6	1	1	1	1
TWELFTH NAVAL DISTRICT							
NAS 12 NAV DST	ALAMEDA	VR H	A8	1	1	1	1
		VR M	A8	3	3	3	3
		VR C	A2	4	4	4	4
		VU SAR	A8	1	1	1	1
		VT JET	A6	7	7	7	7
		VT ME	A6	7	7	7	7
		VT ME P	A8	1	1	1	1
		HU	A8	1	1	1	1
NAAS 12 NAVDST	FALLON	VR H	A8	1	1	1	1
		VT JET	A6	2	2	2	2
		HU	A8	2	2	2	2
NAS 12 NAV DST	MOFFETT FLD	VR C	A2	1	1	1	1
		VT JET	A6	2	2	2	2
		VT ME	A6	5	5	5	5
		HU	A8	2	2	2	2
NAF 12 NAVDST	MONTEREY	VA DAY	A4	3	3	3	3
		VT ME	A6	28	28	28	28
		VT SE	A6	11	11	11	11
		VT NAV	A4	1	1	1	1
		HU	A8	1	1	1	1
THIRTEENTH NAVAL DISTRICT							
NAS 13 NAV DST	WHDBY ISLAND	VR H	A2	1	1	1	1
		VR M	A8	3	3	3	3
		VR C	A2	1	1	1	1
		VU SAR	A8	1	1	1	1
		VT JET	A6	2	2	2	2
		VT ME	A6	2	2	2	2
		VT ME P	A8	1	1	1	1
		HU	A8	2	2	2	2
POTOMAC RIVER NAVAL COMMAND							
NAS ANACOSTIA	ANACOSTIA	VR H	A8	2	2	2	2
		VR M	A8	6	6	6	6
		VT JET	A6	6	6	15	15
		VT ME	A6	44	44	44	44
		VT ME P	A8	2	2	2	2
		VT SE	A6	11	11	11	11
NAS PTXNT RIV	PTXNT RIVER	VR M	A8	1	1	1	1
		VU SAR	A8	1	1	1	1
		VT JET	A6	8	8	4	4
		VT ME	A6	3	3	3	3
		HU	A8	1	1	1	1
SEVERN RIVER NAVAL COMMAND							
NAF ANNAPOLIS	ANNAPOLIS	VU SAR	A6	8	8	8	8
		HU	A8	1	1	1	1
BUWEPS INSPECTORAND REPRERESENTATIVES							
BWGR CEN DIST	DAYTON	VR M	A8	1	1	1	1
		VT ME	A6	2	2	2	2
BWGR WSTRN DST	EL SEGUNDO	VR M	A8	1	1	1	1
		VT ME	A8	1	1	1	1
BWR AKRON	AKRON	VT ME	A8	1	1	1	1
BWR BALTIMORE	BALTIMORE	VT ME	A8	1	1	1	1
BWR BUFFALO	BUFFALO	VT ME	A6	1	1	1	1
BWR BURBANK	BURBANK	VT ME	A8	1	1	1	1
BWR COLUMBUS	COLUMBUS	VT ME	A6	2	2	2	2
BWR EST HRTFRD	EST HARTFORD	VT ME	A8	1	1	1	1
BWR EL SEGUNDO	EL SEGUNDO	VT ME	A8	1	1	1	1
BWR ST LOUIS	ST LOUIS	VT ME	A8	1	1	1	1
BWR TETERBORO	TETERBORO	VT ME	A8	1	1	1	1
AVIONICS FHC	INDANAPOLIS	VT ME	A8	1	1	1	1

[redacted]

DECLASSIFIED

TABLE 1

PROGRAM OPERATING ALLOWANCES

UNIT	LOCATION	CLASS	PRIMARY OPTG. STATUS	OPERATING ALLOWANCES 31 MAR 1960	30 JUN 1960	30 SEP 1960	31 DEC 1960
MARINE CORPS BASES AND AIR STATIONS							
HMX 1	QUANTICO	HO	A9	4	4	4	4
		HR L	A9	18	18	18	18
		HR M	A9	2	2	2	2
MCAAS	YUMA	VR M	A8	2	2	2	2
		VT JET	A6	3	3	3	3
		VT ME	A6	1	1	1	1
		HU	A8	2	2	2	2
MCAS SO&ES	EL TORO	VR M	A8	3	3	3	3
		VT ME	A6	4	4	4	4
		HU	A8	2	2	2	2
MCAS SO&ES	CHERRY POINT	VR H	A8	1	1	1	1
		VR M	A8	2	2	2	2
		VT JET	A6	2	2	2	2
		VT ME	A6	1	1	1	1
		HU	A8	2	2	2	2
MCAS AES 12	QUANTICO	VA DAY	A8	7	7	7	7
		VR M	A8	2	2	2	2
		VT ME	A6	7	7	7	7
		VT ME P	A8	1	1	1	1
MCAF	NEW RIV JAX	VR M	A8	1	1	1	1
		VT ME	A6	3	3	3	3
MCAF	SANTA ANA	VT ME	A6	1	1	1	1
HQ MC FLT SECT	ANACOSTIA	VR M	A8	3	3	3	3
		VT ME	A6	4	4	4	4
		VT SE	A6	6	6	6	6
MCAAS	BEAUFORT	VR M	A8	2	2	2	2
		VT JET	A6	1	1	1	1
		VT ME	A6	1	1	1	1
		HU	A8	2	2	2	2
NAVAL AIR TRAINING COMMAND							
NAVAL AIR BASIC TRAINING COMMAND							
BTG 7	MEMPHIS	VT ME	A6	1	1	1	
		VT SE	A3	48	48	48	48
		VT SE	A6	2	2	2	
NAAS NABTC	SAUFLEY FLD	VT ME	A6	2	2	2	2
		VT SE	A3	165	165	165	165
		VT SE	A6	11	11	11	
NAAS NABTC	WHITING FLD	VT JET	A3				34
		VT ME	A6	3	3	3	3
		VT SE	A3	211	211	211	211
		VT SE	A6	15	15	15	
NAS NABTC	PENSACOLA	VF DAY JET	A4	6	6	6	6
		VA DAY	A8	1	1	1	
		VR H	A8	4	4	4	3
		VR M	A8	4	4	4	3
		VU SAR	A8	2	2	2	2
		VT JET	A3	135	135	135	100
		VT JET	A4	1	1	1	1
		VT ME	A3	32	32	32	32
		VT ME	A6	10	10	10	10
		VT SE	A3	4	4	4	6
		VT SE	A6	19	19	19	19
		HU	A8	3	3	3	2
HTG 1	ELLYSON FLD	VT ME	A6	2	2	2	1
		VT SE	A6	3	3	3	2
		HU	A4	40	40	40	43
		HT	A4	30	30	30	35
NAVAL AIR ADVANCED TRAINING COMMAND							
NAAS NAATC	KINGSVILLE	VF DAY JET	A3	74	74	74	100
		VS	A3	50			
		VR M	A8	1	1	1	1
		VT JET	A3	47	47	47	50
		VT ME	A6	2	2	2	1
		HU	A8	3	3	3	3
NAS NAATC	CRPS CHRISTI	VA DAY	A3	30	30	30	30
		VS	A3	37	37	37	46
		VP L	A3	20	20	20	18
		VR H	A8	2	2	2	1
		VT ME	A3	27	27	27	30
		VT ME	A6	6	6	6	
		VT ME P	A8	1	1	1	1
		VT SE	A6	6	6	6	6
		VT NAV	A5	2	2	2	2
		HU	A8	2	2	2	2
NAAS NAATC	CHASE	VF DAY JET	A3	54	54	54	80
		VR M	A8	1	1	1	1
		VT JET	A3	51	51	51	50
		VT ME	A6	2	2	2	1
		HU	A8	3	3	3	2
NAAS NAATC	PORT ISABEL	VT ME	A6	1	1	1	1
		HU	A8	2	2	2	2
NAAS NAATC	NEW IBERIA	VS	A3		50	50	32
		VR M	A8	1	1	1	1
		VT ME	A6	2	2	2	

UNIT	LOCATION	CLASS	PRIMARY OPTG. STATUS	OPERATING ALLOWANCES 31 MAR 1960	30 JUN 1960	30 SEP 1960	31 DEC 1960
NAVAL AIR TECHNICAL TRAINING COMMAND							
NATECHTRAU	GLYNCO	VT SE	A6	2	2	2	
NATECHTRAU	LAKEHURST	VT NAV	A4	1	1	1	1
NATECHTRAU	OLATHE	VT JET	A5	5	5	5	5
		VT ME	A5	4	4	4	4
		VT SE	A5	7	7	7	7
NATECHTRAU	MEMPHIS	VR H	A8				1
		VR M	A8	3	3	3	3
		VT ME	A6	8	8	8	8
		VT ME P	A8	1	1	1	1
		VT SE	A6	4	4	4	
		HU	A8	1	1	1	1
NATECHTRAU	PENSACOLA	VF P JET	A4	9	9	9	4
		VT JET	A4	2	2	2	
		VT ME P	A5	6	6	6	6
NATECHTRAU	PHILADELPHIA	VT ME	A6	1	1	1	1
NAS	GLYNCO	VR M	A8	1	1	1	1
		VT ME	A6	4	4	4	4
		HU	A8	1	1	1	1
NAVCICOFFSCOL	GLYNCO	VF AW JET	A4	42	42	42	42
		VW	A4	5	5	5	4
		VT JET	A4	3	3	3	4
NAVY AND MARINE CORPS RESERVE TRAINING							
NAV&MC RES TRA		VF DAY JET	A4	136	136	136	136
		VA DAY JET	A4	136	136	136	136
		VA DAY	A4	76	76	76	76
		VS	A4	167	167	167	167
		VP L	A4	96	96	96	96
		VR H	A4	51	51	51	51
		VR M	A4	12	12	12	12
		VR C	A8	1	1	1	1
		VT JET	A4	40	40	40	40
		VT ME	A4	41	41	41	41
		VT ME P	A4	4	4	4	4
		HS	A4	69	69	69	69
BUWEPS RESEARCH DEVELOPMENT TEST & EVALUATION							
RDT&E AIRCRAFT		VF DAY JET	A9	25	25	25	25
		VF AW JET	A9	31	31	31	31
		VF P JET	A9	2	2	2	2
		VF D JET	A9	4	4	4	4
		VA DAY JET	A9	17	17	17	17
		VA P JET	A9	1	1	1	1
		VA Q JET	A9	1	1	1	1
		VA H JET	A9	6	7	7	7
		VA DAY	A9	7	7	7	7
		VA AW	A9	2	2	2	2
		VA W	A9	4	4	4	4
		VS	A9	4	4	4	4
		VP L	A9	14	14	11	1
		VP LD	A9	1	1	1	1
		VW	A9	7	6	6	6
		VR H	A9	3	3	3	3
		VR M	A9	6	6	6	6
		VR C	A9	1	1	1	1
		VU SAR	A9	1	1	1	1
		VU TOW	A9	1	1	1	1
		VT JET	A9	11	11	11	11
		VT SE	A9	4	4	4	4
		VT D	A9	2	2	2	2
		HS	A9	7	8	8	8
		HR L	A9	1	1	1	1
		HU	A9	2	2	2	2
		ZP	A9	1	1	1	1
		ZW	A9	1	1	1	1

CONFIDENTIAL

[redacted]

DECLASSIFIED

TABLE 1A

PROGRAM OPERATING ALLOWANCES FOR FISCAL 1960

SUBCLASS	TOTAL	LANT USN	LANT USMC	PAC USN	PAC USMC	NABS USN	NABS USMC	BWRS	NABTC	NAATC	NATTC	NART	RDT&E
TOTAL	6952	1476	435	1605	653	389	90	16	754	427	110	829	168
VF DAY JET	519	27	80	17	100				6	128		136	25
VF AW JET	714	210	40	311	80						42		31
VF P JET	95	24	9	32	18	1					9		2
VF D JET	50	7		33		6							4
VF Q JET	21		6		15								
VA DAY JET	826	184	100	249	140							136	17
VA P JET	25	12		12									1
VA Q JET	10	9		9									1
VA HT JET	8	4		4									
VA H JET	144	75		62									7
VA LL JET	201	88		113									
VA DAY	126		2			3	7		1	30		76	7
VA AW	34	14		18									2
VA W	96	44		48									4
VA Q	2					2							
VS	463	123		80		2				87		167	4
VP L	376	138		108						20		96	14
VP LD	6	2		2		1							1
VP S	122	50		72									
VW WEA	1	1											
VW	99	42		43		3					5		6
VW Q	6	3		3									
VO	36		12		24								
VR H	146	22	2	27	23	10	1		4	2		51	3
VR M	218	52	37	15	27	41	15	2	4	3	4	12	6
VR C	60	23		23		12						1	1
VU SAR	59	20		21		15			2				1
VU TOW	26	11		14									1
VU TOW D	3			3									
VT JET	610	62	34	99	45	69	6		136	98	10	40	11
VT D JET	8			6		2							
VT KD JET	1					1							
VT ME	414	34	2	36	8	150	22	14	50	40	17	41	
VT ME P	24			4		7	1			1	7	4	
VT SE	561	14		10		30	6		478	6	13		4
VT NAV	4					1				2	1		
VT D	9	2		3		2							2
HS	240	99		64								69	8
HO	40		12		24		4						
HR L	227		80		128		18						1
HR M	37		18		17		2						
HU	236	72		64	4	31	8		43	10	2		2
HT	30								30				
ZP	5	4											1
ZW	5	4											1

[redacted]

DECLASSIFIED

TABLE 1B

PROGRAM OPERATING ALLOWANCES FOR FISCAL 1960

LANT

SUBCLASS	TOTAL	NAVY COMBAT	FLT TRNG.	O'SEAS BASES	FASRONS	VURONS	OPTEVFOR	CV UTILITY	ATT. & MISS.	AIRCRAFT FERRY SQDN	MARINE COMBAT	H & HS	VMT-1
TOTAL	1911	1206	91	50	30	38	32	13	16		409	6	20
VF DAY JET	1 107					27					80		
VF AW JET	250	210									40		
VF P JET	33	24									9		
VF D JET	7	7											
VF Q JET	6										6		
VA DAY JET	284	184									100		
VA P JET	12	12											
VA Q JET	9	9											
VA HT JET	4	4											
VA H JET	75	75											
VA LL JET	88	88											
VA DAY	2										2		
VA AW	14	14											
VA W	44	44											
VS	123	120					3						
VP L	138	132					6						
VP LD	2		2										
VP S	50	48					2						
VW WEA	1				1								
VW	42	42											
VW O	3		3										
VO	12										12		
VR H	25	11	4	2	3		2				2	1	
VR M	89	12		16	6		6		12		36	1	
VR C	23	6			5			12					
VH SAR	20			9	2		6	1	2				
VH TOW	11					11							
VT JET	96		62								12	2	20
VT HF	36		3	16	13		1		1			2	
VT SF	14		14										
VT D	2		2										
HS	99	96					3						
HO	12										12		
HR L	80										80		
HR M	18										18		
HU	72	60	1	7			3		1				
ZD	4	4											
ZW	4	4											

~~CONFIDENTIAL~~

DECLASSIFIED

TABLE 1C

PROGRAM OPERATING ALLOWANCES FOR FISCAL 1960

PAC

SUBCLASS	TOTAL	NAVY COMBAT	FLT. TRNG.	O'SEAS BASES	FASRONS	VURONS	OPTEVFOR	CV UTILITY	ATT. & MISS	AIRCRAFT FERRY SQDN	MARINE COMBAT	H & HS	VMT-2
TOTAL	2258	1308	101	83	23	62	20	12	5		618	6	20
VF DAY JET	117					17					100		
VF AW JET	391	305					6				80		
VF P JET	50	32									18		
VF D JET	33	19				14							
VF Q JET	15										15		
VA DAY JET	389	240					9				140		
VA P JET	12	12											
VA Q JET	9	9											
VA HT JET	4	4											
VA H JET	62	61					1						
VA LL JET	113	113											
VA AW	18	18											
VA W	48	48											
VS	80	80											
VP L	108	108											
VP LD	2					2							
VP S	72	72											
VW	43	43											
VW O	3		3										
VO	24										24		
VR H	50	17	5	5							22	1	
VR M	42	3		7	1	1			4		24	2	
VR C	23	10		1				12					
VU SAR	21			20	1								
VU TOW	14					14							
VU TOW D	3					3							
VT JET	144		77	11	11		2				21	2	20
VT D JET	6		6										
VT ME	44			27	10		2		1		3	1	
VT ME P	4					4							
VT SE	10		10										
VT D	3					3							
HS	64	64											
HO	24										24		
HR L	128										128		
HR M	17										17		
HU	68	50		12		4					2		

~~CONFIDENTIAL~~

DECLASSIFIED

[redacted]

TOTAL PROGRAM & NON-PROGRAM AIRCRAFT

TABLE 2 LOCATION OF AIRCRAFT INVENTORY AND PLANNED OPERATING ASSIGNMENTS

BY COMMAND AND UNIT

LANT UNIT	LOCATION	MODEL	INVENTORY STATUS	INVENTORY NO ON BOARD	PLANNED OPT'G ASSIGNMENTS 31 MAR 1960	30 JUN 1960	30 SEP 1960	31 DEC 1960
CARRIER AIR GROUPS								
CVG 1								
VF 14	ABD ROOSEVLT	F3H 2	A1	12	14	14	14	14
				12*	14	14	14	14
VF 11	ABD ROOSEVLT	F8U 1	A1	12	14	14	14	14
				12*	14	14	14	14
* VA 15	ABD ROOSEVLT	AD 6	A1	12	12	12	12	12
				12*	12	12	12	12
VA 46	ABD ROOSEVLT	A4D 2	A1	12	12	12		
		A4D 2N	A1				12	12
				12*	12	12	12	12
VA 172	ABD ROOSEVLT	A4D 2	A1	12	12	12	12	12
				12*	12	12	12	12
VAH 11	ABD ROOSEVLT	A3D 2	A1	7	7	7	7	9
				7*	7	7	7	9
CVG 3								
VF 31	ABD SARATOGA	F3H 2	A1	14	14	14	14	14
				14*	14	14	14	14
VF 32	ABD SARATOGA	F8U 1	A1		14	14	14	14
		F8U 1E	A1	13				
				13*	14	14	14	14
VA 34	ABD SARATOGA	A4D 2	A1	9	12	12	12	12
		A4D 2	HO	1				
				10*	12	12	12	12
VA 35	ABD SARATOGA	AD 6	A1	9	12	12	12	12
		AD 6	G6	1				
				10*	12	12	12	12
VA 36	ABD SARATOGA	A4D 2	A1	12	12	12	12	12
		A4D 2	D5	1				
				13*	12	12	12	12
VAH 9	ABD SARATOGA	A3D 2	A1	9	12	12	12	12
		A3D 2	D5	1				
		A3D 2	G6	1				
		A3D 2	HO	1				
				12*	12	12	12	12
CVG 4								
VA 43	OCEANA	F11F 1	A1	3				
		~~F11F 1~~	~~A4~~	~~1~~	~~4~~	~~4~~	~~4~~	~~4~~
		F11F 1	D5	1				
		F11F 1	G6	1				
		A4D 2	A1	4				
		A4D 2	A4	5			7	6
		A4D 2	G6	1				
		A4D 2N	A4			9	9	12
		A4D 2N	G6	1				
		A4D 1	A1	5				
		A4D 1	A4	3	18	9	2	
		A4D 1	D5	6				
		A4D 1	Y	1				
		TV 2	A4	1	2	2	2	2
		TV 2	B	2				
		F9F 8T	A4	17	20	20	20	20
		F9F 8T	B	3				
		F9F 8T	D5	3				
		F9F 8T	G6	1				
				60*	44	44	44	44
VF 101	KEY WEST	F3H 2	A4	15	11	11	11	11
		F3H 2	B	3				
		F3D 2T2	A4		8	8	7	4
		F3D 2T2	B	8				
		F4D 1	A4	13	11	11	11	11
		F4D 1	B	2				
		F4D 1	D5	1				
		R4D 5 6	A2		1	1	1	1
		R4D 5	A2	1				
		F9F 8T	A4	4	4	4	4	4
		F9F 8T	B	1				
				48*	35	35	34	31
VF 174	CECIL FIELD	F8U 2	A4	4	7	7	7	7
		F8U 2	B	1				
		F8U 2	D5	1				
		F8U 1	A4	12	11	11	8	7
		F8U 1	B	7				
		F8U 1	D5	3				
		F8U 1E	A4	3				
		F8U 1E	B	1				
		F8U 2N	A4				3	7
		F8U 1P	B	3				
		F9F 8T	A4	2	2	2	2	2
				37*	20	20	20	23
VA 42	OCEANA	AD 6	A4	10	9	9	9	9
		AD 6	B	4				
		AD 5	A4	1				
		T 28B	A4	3	7	7	7	7
		T 28B	B	4				
				22*	16	16	16	16
VA 44	JACKSONVILLE	A4D 2	A1				6	6
		A4D 2	A4	9				
		A4D 2	D5	1				
		A4D 2	G5	3				
		A4D 2N	A4	1	5	9	9	12
		A4D 2N	G5	1				
		A4D 1	A4	11	14	9	3	
		A4D 1	D5	3				
		A4D 1	G5	4				
		A4D 1	G6	1				
		AD 6	A4	10	9	9	9	9
		AD 6	B	3				
		AD 6	G5	1				
		AD 5	A4	1				
		TV 2	A4	1				
		F9F 8T	A4	19	21	21	21	21
		F9F 8T	D5	2				
		F9F 8T	G5	2				
		T 28B	A4	4	7	7	7	7
		T 28B	B	2				
		T 28B	G5	1				
				80*	56	55	55	55
VAH 3	SANFORD	A3J 1	A4					3
		A3D 2P	A4		4	4	4	3
		A3D 2T	A4	2	4	4	4	4
		A3D 1	A4	13	10	10	10	10
		A3D 1	D5	2				
		P2V 3B	A5	3				
		R4D 5 6	A5		1	1	1	1
		R4D 6	A2	1				
		F9F 8T	A4	4	4	4	4	4
				25*	23	23	23	25
CVG 6								
VF 33	ABD INTREPID	F11F 1	A1	14	14	14	14	14
		F11F 1	D5	1				
				15*	14	14	14	14
VF 74	OCEANA	F4D 1	A1	12	14	14	14	14
		F4D 1	D5	5				
				17*	14	14	14	14
VA 65	ABD INTREPID	AD 6	A1	12	12	12	12	12
				12*	12	12	12	12
VA 66	ABD INTREPID	A4D 2	A1	12	12	12	12	12
				12*	12	12	12	12
VA 76	ABD INTREPID	A4D 2	A1	12	12	12	12	12
				12*	12	12	12	12
CVG 7								
VF 41	OCEANA	F8U 1	D5	1				
		F3H 2	A1	14	14	14	14	14
		F3H 2	D5	2				
				17*	14	14	14	14
VF 84	OCEANA	F8U 2	A1	19	14	14	14	14
		F8U 2	D5	2				
				21*	14	14	14	14
VA 75	OCEANA	AD 6	A1	12	12	12	12	12
				12*	12	12	12	12
VA 86	OCEANA	A4D 2	A1	14	12	12	12	12
		A4D 2	D5	1				
				15*	12	12	12	12
VA 72	OCEANA	A4D 2	A1	13	12	12	12	12
				13*	12	12	12	12
VAH 1	OCEANA	A3D 2	A1	11	12	12	12	12
		A3D 2	D5	2				
				13*	12	12	12	12

[redacted]

[redacted]

TOTAL PROGRAM & NON-PROGRAM AIRCRAFT

DECLASSIFIED

TABLE 2 LOCATION OF AIRCRAFT INVENTORY AND PLANNED OPERATING ASSIGNMENTS

BY COMMAND AND UNIT

LANT UNIT	LOCATION	MODEL	INVENTORY STATUS	INVENTORY NO ON BOARD	PLANNED OPT'G. ASSIGNMENTS 31 MAR 1960	30 JUN 1960	30 SEP 1960	31 DEC 1960
CVG 8								
VF 102	ABD FORRESTL	F4D 1	A1	13	14	14	14	14
				13*	14	14	14	14
VA 81	ABD FORRESTL	A4D 2	A1	12	12	12	12	12
				12*	12	12	12	12
VF 103	ABD FORRESTL	F8U 2	A1	14	14	14	14	14
				14*	14	14	14	14
VA 83	ABD FORRESTL	A4D 2	A1	12	12	12		
		A4D 2N	A1				12	12
				12*	12	12	12	12
VA 85	ABD FORRESTL	AD 6	A1	12	12	12	12	12
				12*	12	12	12	12
VAH 5	ABD FORRESTL	A3D 2	A1	10	10	10	12	12
				10*	10	10	12	12
CVG 10								
VA 12	CECIL FIELD	A4D 2	A1	11	12	12	12	12
		A4D 2	G6	1				
				12*	12	12	12	12
VF 13	ABD ESSEX	F4D 1	A1	12	14	14	14	14
				12*	14	14	14	14
VF 62	ABD ESSEX	F8U 1	A1		14	14	14	14
		FJ 3M	A1	12				
				12*	14	14	14	14
VA 106	CECIL FIELD	A4D 2	A1	12	12	12	12	12
				12*	12	12	12	12
VA 176	ABD ESSEX	AD 6	AJ	1				
		AD 6	A1	11	12	12	12	12
				12*	12	12	12	12
VAH 7	SANFORD	A3D 2	A1	10	12	12	12	
		A3D 2	D5	2				
				12*	12	12	12	
PHOTOGRAPHIC SQDNS								
VFP 62	JACKSONVILLE	F8U 1P	A1	13	24	24	24	24
		F8U 1P	D5	2				
		F9F 8P	A1		4			
				15*	28	24	24	24
DET 33	ABD INTREPID	F8U 1P	A1	3				
				3*				
DET 37	ABD ROOSEVLT	F8U 1P	A1	1				
				1*				
DET 41	ABD INDEPEND	F8U 1P	A1	3				
				3*				
DET 42	ABD FORRESTL	F8U 1P	A1	3				
				3*				
DET 43	ABD SARATOGA	F8U 1P	A1	3				
				3*				
DET 45	ABD ESSEX	F9F 8P	A1	4				
				4*				
VAP 62	JACKSONVILLE	A3D 2P	A1	8	6	6	6	6
				8*	6	6	6	6
AIR EARLY WARNING SQDNS								
VAW 12	QUONSET PNT	AD 5	A5		2	2	2	2
		AD 5	B	2				
		WF 2	A1	8	12	16	18	21
		AD 5W	A1	21	32	28	26	23
		AD 5W	B	2				
		S2F 2	D5	1				
				34*	46	46	46	46
DET 34	ABD CHMPLAIN	AD 5W	A1	4				
		AD 5W	Y	1				
				5*				
DET 36	ABD RANDOLPH	AD 5W	A1	1				
				1*				
DET 42	ABD FORRESTL	AD 5W	A1	4				
				4*				
DET 45	ABD ESSEX	AD 5W	A1	1				
				1*				
DET 48	ABD WASP	AD 5W	A1	1				
				1*				
DET 52	ABD VALY FRG	AD 5W	A1	2				
				2*				
VAW 33	QUONSET PNT	AD 5Q	A1	6	12	12	12	12
		AD 5Q	B	1				
		TF 1Q	A1	1	2	2	2	2
		TF 1Q	B	1				
				9*	14	14	14	14
DET 42	ABD FORRESTL	AD 5Q	A1	3				
				3*				
DET 43	ABD SARATOGA	AD 5Q	A1	2				
				2*				
GUIDED MISSLE SERVICE SQDN								
GMSRON 2	ROOSEVLT RDS	FJ 3D2	A1	7				
		FJ 3D2	A8		7	7	7	7
		FJ 3D2	D5	1				
		P2V 5FD	A8	1	2	2	2	2
		~~REV 5FDX~~	~~A8~~	~~1~~				
		T 28BD	A2	2				
		T 28BD	A8		2	2	2	2
		HUS 1A	A8	1	1	1	1	1
		F9F 6K	A8	6				
				19*	12	12	12	12
FLEET AIR RECONNAISSANCE SQDNS								
VQ 2	ROTA	A3D 2Q	A1	4	7	8	8	8
		A3D 1Q	A1	1	1			
		A3D 1	D5	1				
		P4M 1Q	A1	2				
		P2V 5	A1		1			
		P2V 5F	A1	3				
		WV 2Q	A1	1	4	4	4	4
				12*	13	12	12	12
CARRIER ANTI SUBMARINE SQDNS								
VS 27	NORFOLK	S2F 3	A1			1	4	9
		S2F 2	A1	3	3			
		S2F 2	D5	1				
		S2F 1	A1	7	17	18	15	10
		S2F 1	B	1				
		S2F 1S	A1	11				
				23*	20	19	19	19
VS 30	NORFOLK	S2F 2	A1	5	3	6	6	7
		S2F 1	A1	4	17	14	14	13
		S2F 1S	A1	11				
		S2F 1S	D5	2				
				22*	20	20	20	20
VS 31	QUONSET PNT	S2F 2	A1	2	2	2	2	
		S2F 1	A1	10	18	18	18	20
		S2F 1	D5	1				
		S2F 1S	A1	7				
		S2F 1S	D5	2				
				22*	20	20	20	20
VS 32	ABD CHMPLAIN	S2F 2	A1	3	2	2	2	
		S2F 1	A1	3	18	18	18	20
		S2F 1	B	2				
		S2F 1S	A1	13				
		S2F 1S	B	1				
				22*	20	20	20	20
VS 36	NORFOLK	S2F 2	A1		2	2		
		S2F 2	G6	1				
		S2F 1	A1	6	18	18	20	20
		S2F 1	D5	1				
		S2F 1	G6	1				
		S2F 1S	A1	13				
		S2F 1S	G6	1				
				23*	20	20	20	20
VS 39	QUONSET PNT	S2F 2	A1	3	3	3	2	
		S2F 1	A1	7	17	17	18	20
		S2F 1	D5	1				
		S2F 1S	A1	10				
		S2F 1S	D5	1				
				22*	20	20	20	20
HELICOPTER ANTI SUBMARINE SQDNS								
HS 1	KEY WEST	HSS 1	A1	14	10	10	14	
		HSS 1N	A1				1	15
				14*	10	10	15	15
HS 3	NORFOLK	HSS 1	AJ	2				
		HSS 1	A1	11	14	14	14	15
				13*	14	14	14	15
HS 5	ABD CHMPLAIN	HSS 1	A1	6	4			
		HSS 1N	A1	8	10	14	14	15
				14*	14	14	14	15

[redacted]

DECLASSIFIED

[redacted]

TOTAL PROGRAM & NON-PROGRAM AIRCRAFT

TABLE 2 LOCATION OF AIRCRAFT INVENTORY AND PLANNED OPERATING ASSIGNMENTS

BY COMMAND AND UNIT

LANT UNIT	LOCATION	MODEL	INVENTORY STATUS	INVENTORY NO ON BOARD	PLANNED OPT'G. ASSIGNMENTS 31 MAR 1960	30 JUN 1960	30 SEP 1960	31 DEC 1960
HS 7	NORFOLK	HSS 1	A1	14	14	11		
		HSS 1N	A1			3	14	15
				14*	14	14	14	15
HS 9	QUONSET PNT	HSS 2	A1			2	4	6
		HSS 1	A1	14	14	12	10	8
				14*	14	14	14	14
HS 11	QUONSET PNT	HSS 1	A1	5	4			
		HSS 1N	A1	9	10	14	14	15
				14*	14	14	14	15
PATROL SQDNS LAND PLANE								
VP 5	JACKSONVILLE	P2V 5	A1		6	4	4	3
		P2V 5F	A1	5				
		P2V 5F	D5	1				
		P2V 5S	A1	4	6	8	8	9
		P2V 5SX	A1	2				
				12*	12	12	12	12
VP 7	BRUNSWICK	P2V 5	A1		4			
		P2V 5F	A1	6				
		P2V 5S	A1	6	8	12	12	12
				12*	12	12	12	12
VP 8	NORFOLK	P2V 5F	A1	3				
		P2V 5S	A1	8	12	12	12	12
		P2V 5SX	A1	1				
				12*	12	12	12	12
VP 10	ROOSEVLT RDS	P2V 5	A1		3	7	10	12
		P2V 5F	A1	11				
		P2V 5F	D5	1				
		P2V 5S	A1		9	5	2	
				12*	12	12	12	12
VP 11	BRUNSWICK	P2V 7	A1	7	7	6	4	1
		P2V 7S	A1	4	5	6	8	11
		P2V 7SX	A1	1				
				12*	12	12	12	12
VP 16	JACKSONVILLE	P2V 5	A1		9	6		
		P2V 5F	A1	9				
		P2V 5S	A1	3	3	6	12	12
				12*	12	12	12	12
VP 18	KEFLAVIK	P2V 7	A1	7	7	5	4	2
		P2V 7S	A1	3	5	7	8	10
		P2V 7SX	A1	2				
				12*	12	12	12	12
VP 21	BRUNSWICK	P2V 7	A1	4	4	4	4	1
		P2V 7S	A1	4	8	8	8	11
		P2V 7SX	A1	4				
				12*	12	12	12	12
VP 23	ARGENTIA	P2V 7	A1	2	1	1	1	
		P2V 7S	A1	6	11	11	11	12
		P2V 7SX	A1	4				
		P2V 7SX	HO	1				
				13*	12	12	12	12
VP 24	NORFOLK	P2V 7	A1		3			
		P2V 7S	A1	7	9	12	12	12
		P2V 7SX	A1	5				
		P2V 5F	A1	1				
				13*	12	12	12	12
VP 26	ROTA	P2V 5	A1		4	4	3	
		P2V 5F	A1	4				
		P2V 5S	A1	6	8	8	9	12
		P2V 5SX	A1	2				
				12*	12	12	12	12
PATROL SQDNS SEA PLANE								
VP 44	NORFOLK	P5M 2	A1	7	7	7	1	
		P5M 2S	A1	2	3	3	9	10
		P5M 2S	B	1				
		P5M 1	A1		2			
				10*	12	10	10	10
VP 45	BERMUDA	P5M 2S	A1					3
		P5M 1	A1	12	12	12	10	7
		P5M 1S	A1	1				
				13*	12	12	10	10
VP 49	BERMUDA	P5M 2S	A1					3
		P5M 1	A1	12	12	12	10	7
		P5M 1S	A1	1				
				13*	12	12	10	10
VP 56	NORFOLK	P5M 2	A1	2	3			
		P5M 2S	A1	6	9	10	10	10
		P5M 1	A1	3				
		P5M 1S	A1	1				
				12*	12	10	10	10

LANT UNIT	LOCATION	MODEL	INVENTORY STATUS	INVENTORY NO ON BOARD	PLANNED OPT'G ASSIGNMENTS 31 MAR 1960	30 JUN 1960	30 SEP 1960	31 DEC 1960
PATROL SQDNS AIRSHIP								
ZP 3	LAKEHURST	SNB 5	A4	1	1	1	1	1
		ZPG 2	A1	4	4	4	4	4
		ZPG 2	B	1				
				6*	5	5	5	5
FLEET AIR EARLY WARNING SQDNS								
VW 2	PTXNT RIVER	WV 2	A2	8	12	12	6	6
		WV 2	D9	2				
				10*	12	12	6	6
VW 2 DET B	SIGONELLA	WV 2	A2	2				
				2*				
VW 4	JACKSONVILLE	WV 3	A2	3	6	6	6	6
		WV 3	B	3				
		WV 3	G5	1				
		WV 2	A2	1				
		R7V 1	A2	1				
				9*	6	6	6	6
BARRIER SQDNS DISTANT WARNING								
VW 11	ARGENTIA	WV 2	A2	11	12	12	12	12
		WV 2	B	1				
		WV 2	D9	2				
		WV 2	G5	1				
		R7V 1	A5	1				
				16*	12	12	12	12
VW 13	PTXNT RIVER	WV 2	A2	6	6	6	6	6
		WV 2	B	3				
		WV 2	G5	1				
		R7V 1	A5	1				
		R7V 1	D9	1				
				12*	6	6	6	6
VW 15	PTXNT RIVER	WV 2	A2	6	6	6	6	6
		WV 2	B	2				
		WV 2	D9	2				
		R7V 1	A5	1				
				11*	6	6	6	6
AEWTRAUNIT	PTXNT RIVER	R7V 1	A5		4	4	4	4
				*	4	4	4	4
BARRIER SQDNS CONTIGUOUS								
ZW 1	LAKEHURST	SNB 5	A4	2	2	2	2	2
		ZPG 3W	A2	2	3	3	3	3
		ZPG 2W	A2	2	1	1	1	1
		ZPG 2W	B	1				
				7*	6	6	6	6
HELICOPTER RECONNAISSANCE SAR SQDNS								
HU 2	LAKEHURST	SNB 5	A4	1	1	1	1	1
		HO4S 3	A2		1	1	1	
		HRS 3	A2	6	12	13	13	13
		HUS 1	A2	1				
		HU2K 1	A2				1	4
		HUK 1	A2	6	8	8	4	4
		HUS 1A	A2	2	2	2	2	2
		HUL 1	A2	2	6	7	7	7
		HUP 3	A2			5	13	17
		HUP 2	A2	11	21	18	13	6
		HTL 7	A2	3	3	6	6	5
		HTL 5	A2	2	1	1		
		HTL 4	A2	2	2	2		
				36*	57	64	61	59
DET 1	NORFOLK	HUS 1A	A2	1				
		HUP 2	A2	3				
				4*				
DET 16	ABD NOHAMPTN	HUP 2	A2	1				
				1*				
DET 23	ABD DESMOINS	HUP 2	A2	1				
				1*				
DET 25	ABD NPT NEWS	HUP 2	A2	1				
				1*				
DET 34	ABD CHMPLAIN	HUK 1	A2	1				
				1*				
DET 42	ABD FORRESTL	HUP 2	A2	2				
				2*				
DET 69	ABD GLACIER	HO4S 3	A2	1				
		HUL 1	A2	1				
				2*				
DET 70	ABD ATKA	HRS 3	A2	1				
		HUL 1	A2	1				
				2*				

[redacted]

[redacted]

DECLASSIFIED

TOTAL PROGRAM & NON-PROGRAM AIRCRAFT

TABLE 2 LOCATION OF AIRCRAFT INVENTORY AND PLANNED OPERATING ASSIGNMENTS

BY COMMAND AND UNIT

LANT UNIT	LOCATION	MODEL	INVENTORY STATUS	INVENTORY NO ON BOARD	PLANNED OPT'G. ASSIGNMENTS 31 MAR 1960	30 JUN 1960	30 SEP 1960	31 DEC 1960
HU 2 DET 73	ABD EASTWIND	HRS 3	A2	1				
		HUL 1	A2	1				
				2*				
DET 76	ABD TANNER	HRS 3	A2	1				
				1*				
DET 82	ABD WALDO CO	HRS 3	A2	1				
				1*				
DET 92	ABD POCONO	HUP 2	A2	1				
				1*				
FLEET TACTICAL SUPPORT SQDNS								
VR 1	PTXNT RIVER	R6D 1	A2	1	2	2	2	2
		R6D 1Z	A2	3	3	3	3	3
		R5D 2	A2		1	1	1	1
		R5D 2Z	A2	1				
		R4Y 1	A2	9	12	12	12	12
				14*	18	18	18	18
VR 24	PORT LYAUTEY	R5D 5	A2	6	6	6	6	6
		R5D 5	B	1				
		R5D 5	G6	1				
		TF 1	A2		6	6	6	6
				8*	12	12	12	12
DET	NAPLES	TF 1	A2	7				
				7*				
MARINE HEADQUARTERS SQDNS								
MARS MWSG 27	CHERRY POINT	F4D 1	G6	1				
		AD 5	A1		2			
		AD 5	A2	3				
		R5D 2 3	A2		1	1	1	1
		R5D 5	A2	1	2	2	2	2
		R5D 3	A2	1				
		R4D 8	A2	3	2	2	2	2
		F9F 8T	A4		4	4	4	4
		F9F 8T	A6	4				
		SNB 5	A6	1	1	1	1	1
				14*	12	10	10	10
H&MS 14	CHERRY POINT	R4D 5 6	A2		1	1	1	1
		R4D 6	B	1				
		R4D 5	A2	1				
		TV 2	A2	2	2			
		F9F 8T	A2	1		2	2	2
		F9F 8T	B	2				
				7*	3	3	3	3
H&MS 24	CHERRY POINT	R4D 8	A2		1	1	1	1
		R4D 6	A2	1				
		F9F 8T	A2	1	1	3	3	3
		F9F 8T	B	2				
				4*	2	4	4	4
H&MS 26	NEW RIV JAX	R4D 8	A2	1	2	2	2	2
				1*	2	2	2	2
H&MS 32	CHERRY POINT	R4D 8	A2	1				
		R4D 5 6	A2		1	1	1	1
		TV 2	A2	1	3			
		TV 2	B	2				
		F9F 8T	A2	2		3	3	3
		F9F 8T	B	1				
				7*	4	4	4	4
MARINE FIGHTER SQDNS								
VMF 122	BEAUFORT	F8U 1	A1	18	20	20	20	20
		F8U 1	B	1				
		F8U 1	Y	1				
				20*	20	20	20	20
VMF 235	BEAUFORT	F8U 1	A1	1	20	20	20	20
		F8U 1	D5	2				
		F8U 1E	A1	17				
		F8U 1E	D5	1				
				21*	20	20	20	20
VMF 251	BEAUFORT	F8U 1	A1					20
				*				20
VMF 333	BEAUFORT	F8U 2	A1	20	20	20	20	20
		FJ 3M	A1	1				
				21*	20	20	20	20
VMF 312	GTMO BAY	F8U 1	A1	14	20	20	20	
		F8U 1	D5	8				
		F8U 1E	A1	5				
				27*	20	20	20	
MARINE FIGHTER ALL WEATHER SQDNS								
VMFAW 114	CHERRY POINT	F4D 1	A1	20	20	20	20	20
		F4D 1	D5	2				
				22*	20	20	20	20
VMFAW 115	KEY WEST	F4D 1	A1	20	20			
		F4D 1	B	1				
		F4D 1	D5	1				
				22*	20			
VMFAW 531	CHERRY POINT	F4D 1	A1			20	20	20
				*		20	20	20
MARINE ATTACK SQDNS								
VMA 224	ROOSEVLT RDS	A4D 2	A1	20	20	20	20	20
		A4D 2	D5	3				
				23*	20	20	20	20
VMA 225	CHERRY PNT	A4D 2	A1	12	9			
		A4D 2N	A1		11	20	20	20
				12*	20	20	20	20
DET A	CHERRY PNT	A4D 2	A1	8				
				8*				
VMA 324	ABD ANTIETAM	A4D 2	A1	20	20	20		
		A4D 2	B	3				
				23*	20	20		
VMA 331	BEAUFORT	A4D 2	A1	20	20	20	20	20
				20*	20	20	20	20
VMA 332	CHERRY POINT	A4D 2	A1				20	
		A4D 2N	A1					20
				*			20	20
VMA 533	CHERRY POINT	A4D 2	A1	20	20	20	20	20
				20*	20	20	20	20
MARINE COMPOSITE PHOTOGRAPHIC SQDNS								
VMCJ 2	CHERRY POINT	F8U 1P	A1	9	9	9	9	9
		F8U 1P	B	1				
		F3D 2Q	A1	7	6	6	6	6
				17*	15	15	15	15
MARINE TRANSPORT SQDNS								
VMR 252	CHERRY POINT	R4Q 2	A2	15	20	20	20	20
				15*	20	20	20	20
DET	PORT LYAUTEY	R4Q 2	A2	3				
				3*				
VMR 353	CHERRY POINT	R4Q 2	A2	9	9	9	9	9
				9*	9	9	9	9
MARINE HELICOPTER TRANSPORT SQDNS								
HMRL 162	NEW RIV JAX	HUS 1	A1	1	18			
				1*	18			
HMRL 264	ABD BOXER	HUS 1	AJ	1				
		HUS 1	A1	19	18	18	18	20
				20*	18	18	18	20
HMRL 261	NEW RIV JAX	HUS 1	A1			18	18	20
				*		18	18	20
HMRL 262	NEW RIV JAX	HUS 1	A1	34	18	18	18	20
		HUS 1	B	2				
		HUS 1A	A1	1				
		HUS 1A	B	1				
				38*	18	18	18	20
HMRL 263	NEW RIV JAX	HRS 3	A1	19	22	22	19	16
		HUS 1	A1				2	6
				19*	22	22	21	22
HMRM 461	ABD CHMPLAIN	HR2S 1	A1	14				
		HR2S 1	A2		16	16	14	13
				14*	16	16	14	13
MARINE OBSERVATION SQDNS								
VMO 1	NEW RIV JAX	OE 2	A1	5	5	5	5	5
		OE 1	A1	7	7	7	7	7
		OE 1	B	2				
		HOK 1	A1	9	12	12	12	12
				23*	24	24	24	24

[redacted]

DECLASSIFIED

[redacted]

TOTAL PROGRAM & NON-PROGRAM AIRCRAFT

TABLE 2 **LOCATION OF AIRCRAFT INVENTORY AND PLANNED OPERATING ASSIGNMENTS**

BY COMMAND AND UNIT

LANT UNIT	LOCATION	MODEL	INVENTORY STATUS	INVENTORY NO. ON BOARD	PLANNED OPT'G. ASSIGNMENTS 31 MAR 1960	30 JUN 1960	30 SEP 1960	31 DEC 1960
OPERATIONAL TEST AND EVALUATION FORCE								
VX 1	KEY WEST	S2F 3	A9			1	1	1
		S2F 1	A9		3	2	2	2
		S2F 1S	A9	2				
		S2F 1S1	A9	2				
		P2V 7	A9	3				
		P2V 7S	A9		3	3	3	3
		P2V 7SX	A9	1				
		P5M 2	A9	1				
		P5M 2S	A9		1	1	1	1
		P5M 1	A9		1	1	1	1
		P5M 1S	A9	1				
		SNB 5	A6		1	1	1	1
		SNB 5	A9	1				
		HSS 1	A9	3	3	3	3	3
		HTL 7	A9		1			
				14*	13	12	12	12
VX 3	OCEANA	R4D 8	A8	1				
				1*				
VX 6	QUONSET PNT	P2V 7	A8	3	3	3	3	3
		R7V 1	A8	1	1	1	1	1
		R5D 2 3	A8		1	1	1	1
		R5D 3	A8	1				
		C 130BL	A8				2	4
		R4D 8	A8	2	4	4	4	3
		R4D 8	B	1				
		R4D 5	B	1				
		UC 1	AQ	1				
		UC 1	A8	3	6	6	6	6
		UC 1	B	1				
		UC 1	EN	1				
		HUS 1A	A8	2	4	4	4	4
		HUS 1A	EN	2				
				19*	19	19	21	22
FLEET AIRCRAFT SERVICE SQDNS								
FASRON 3	NORFOLK	S2F 2	A5	1	1	1		
		S2F 1	A2	1				
		[illegible]	[illegible]	[illegible]	[illegible]	1		
		TF 1	A2	5	5	5		
		TF 1	D5	1				
		SNB 5	A6	10	10	10		
		SNB 5	B	8				
				26*	17	17		
FASRON 5	OCEANA	R4D 5	A2	1				
				1*				
FASRON 9	CECIL FIELD	F3H 2	G6	1				
		R4D 5 6	A2		1			
		R4D 6	A2	1				
		SNB 5	A6	2	2			
				4*	3			
FASRON 51	SANFORD	R4D 5 6	A2		1			
		R4D 6	A2	1				
		SNB 5	A6	2	2			
				3*	3			
FASRON 102	NORFOLK	WV 2	A2		1	1		
		WV 2	A9	1				
		R5D 4R	A9	1	1	1		
		R4Y 1	A2	3	3	3		
		UF 2	A2	1				
		UF 1	A8	1	1	1		
		SNB 5	A6	2	2	2		
				9*	8	8		
FASRON 105	ROOSEVLT RDS	UF 2	A2	1	1			
				1*	1			
FASRON 106	ARGENTIA	R5D 5	A2	1	1	1		
		SNB 5	A6	1	1	1		
				2*	2	2		
FASRON 107	ICELAND	P2V 7	A1	1				
		R5D 5	A2		1	1		
		R5D 5	C	1				
		R5D 3	A2	1				
				3*	1	1		
FASRON 111	BERMUDA	UF 2	A2	1	1			
				1*	1			
FASRON SPC 200	LONDON	R4D 8	A2	2	2			
		R4D 5 6	A2		1			
		R4D 5	A2	1				
		R4Y 1	A2	1	1			
		SNB 5	A6	3	3			
				7*	7			

LANT UNIT	LOCATION	MODEL	INVENTORY STATUS	INVENTORY NO ON BOARD	PLANNED OPT'G. ASSIGNMENTS 31 MAR 1960	30 JUN 1960	30 SEP 1960	31 DEC 1960
FLEET UTILITY AND DRONE CONTROL SQDNS								
VU 2	QUONSET PNT	FJ 3	A8	9	10	10	10	10
		FJ 3	D5	1				
		JD 1	A8	3	3	3	3	3
				13*	13	13	13	13
VU 4	OCEANA	FJ 3	A8	6	7	7	7	7
		FJ 3	D5	1				
		FJ 3M	A8	6	3	3	3	3
		JD 1	A8	3	3	3	3	3
				16*	13	13	13	13
VU 10	GTMO BAY	FJ 3	A8	2	4	4	4	4
		FJ 3M	A8	5	3	3	3	3
		JD 1	A8	2	5	5	5	5
				9*	12	12	12	12
DET	JACKSONVILLE	JD 1	A8	1				
		JD 1D	A8	1				
				2*				
AIRCRAFT FERRY SQUADRONS								
VRF 31	NORFOLK	R4D 8	A2	2	2	2		
		SNB 5	A2	1	1	1		
				3*	3	3		
FLEET BASES OVERSEAS								
NAVSTA	ARGENTIA	R5D 5	A2	1	1	1	2	2
		UF 2	A2		1	1	1	1
		UF 1	A2	1				
		SNB 5	A6				1	1
		HO4S 3	A2	1				
		HUS 1A	A2	1	2	2	2	2
				4*	4	4	6	6
NAVSTA	BERMUDA	UF 2	A2			1	1	1
				*		1	1	1
NAF	NAPLES	AD 6	G6	1				
		AD 5	A2	4	4	4	4	4
		R5D 2	A2		1	1	1	1
		R5D 2Z	A2	1				
		R4D 8	A2	2	2	2	2	2
		R4Y 1	A2	1	1	1	1	1
		SNB 5	A6	5	5	5	5	5
		HUP 2	A2		1	1	1	1
		HUP 2	A8	1				
				15*	14	14	14	14
NAF	SIGONELLA	R4D 8	A2	1	1	1	1	1
		UF 2	A2			1	1	1
		UF 1	A2	1	1			
		SNB 5	A2	1				
		SNB 5	A6		1	1	1	1
				3*	3	3	3	3
NAF	LAJES	UF 2	A2		1	1	1	1
		UF 1	A6	1				
				1*	1	1	1	1
NAF	KEFLAVIK	R5D 5	A2				1	1
				*			1	1
HDQTRS CMEF	DHAHRAN AFB	R4D 8	A2		1	1	1	1
		R4D 8	A8	1				
				1*	1	1	1	1
NAF ADV BASE	PORT LYAUTEY	R4D 5 6	A2		1	1	1	1
		R4D 5	A2	1				
		UF 2	A2			1	1	1
		UF 1	A2	1	1			
		SNB 5	A6	1	1	1	1	1
		HUP 2	A2	1	1	1	1	1
				4*	4	4	4	4
NAVSTA	ROTA	F8U 2	H5	1				
		FJ 3M	C9	1				
		F3H 2	G5	2				
		F4D 1	B	1				
		F4D 1	H5	1				
		F8U 1P	C9	1				
		F8U 1P	H5	1				
		A4D 2	G5	2				
		A4D 2	H5	1				
		AD 6	H5	2				
		AD 5Q	H5	1				
		AD 5W	H5	1				
		R4D 8	A2	1	1	1	1	1
		R4D 5 6	A6		1	1	1	1
		R4D 6	A2	1				
		SNB 5	A6	3	3	3	3	3
		HUP 2	A2	1	1	1	1	1
				21*	6	6	4	6
FLT AIR DET	LONDON	R4D 8	A2			2	2	2
		R4D 5 6	A2			1	1	1
		R4Y 1	A2			1	1	1
		SNB 5	A6			3	3	3
				*		7	7	7

[redacted]

[redacted]

TOTAL PROGRAM & NON-PROGRAM AIRCRAFT

DECLASSIFIED

TABLE 2 LOCATION OF AIRCRAFT INVENTORY AND PLANNED OPERATING ASSIGNMENTS

BY COMMAND AND UNIT

LANT UNIT	LOCATION	MODEL	INVENTORY STATUS	INVENTORY NO. ON BOARD	PLANNED OPT'G. ASSIGNMENTS 31 MAR 1960	30 JUN 1960	30 SEP 1960	31 DEC 1960
SIXTH NAVAL DISTRICT								
NAS JAX	JACKSONVILLE	R4Y 1	A8	1				
				1*				
TENTH NAVAL DISTRICT								
NAVSTA	TRINIDAD	UF 2	A2		1	1	1	1
		UF 2	A8	1				
				1*	1	1	1	1
NAS GTMO BAY	GTMO BAY	P5M 2S	HO	1				
		R4D 5 6	A2		1	1	1	1
		R4D 6	A8	1				
		UF 2	A2	2	2	2	2	2
		SNB 5	A6	1	1	1	1	1
		T 34B	A8	1	1	1		
		HRS 3	A2			1	1	1
		HUP 2	A2	1	1			
				7*	6	6	5	5
NAVSTA	ROOSEVLT RDS	F4D 1	B	6				
		R4D 8	A2	2	2	2	2	2
		UF 2	A2	1	2	2	2	2
		SNB 5	A6	1	1	1	1	1
		HRS 3	A2			1	1	1
		HUP 2	A2	1	1			
				11*	6	6	6	6
FIFTEENTH NAVAL DISTRICT								
COM FIFTEEN	PANAMA	R4Y 1	A2		1	1	1	1
				*	1	1	1	1
CV AND AV UTILITY AIRCRAFT								
CVA 9 ESSEX	NORFOLK	TF 1	A1	1				
		TF 1	A2		1	1	1	1
				1*	1	1	1	1
CVA 11 INTREPD	QUONSET PNT	TF 1	A2	1	1	1	1	1
				1*	1	1	1	1
CVS 15 RANDOLPH	NORFOLK	TF 1	A2		1	1	1	1
		TF 1	D5	1				
				1*	1	1	1	1
LPH 4 BOXER	NORFOLK	HTL 7	A2	1	1	1	1	1
				1*	1	1	1	1
CVS 36 ANTETAM	NEW YORK	TF 1	A2	1	1	1	1	1
				1*	1	1	1	1
CVS 39 CHMPLAN	MAYPORT	TF 1	A2	1	1	1	1	1
				1*	1	1	1	1
CVS 40 TARAWA	NEWPORT	TF 1	A2	1	1			
				1*	1			
CVA 38 SHANGRL	MAYPORT	TF 1	A2			1	1	1
				*		1	1	1
CVA 42 FDR	MAYPORT	TF 1	A2	1	1	1	1	1
				1*	1	1	1	1
CVA 59 FORSTAL	NORFOLK	AD 5	A2	1				
		TF 1	A2	1	1	1	1	1
				2*	1	1	1	1
CVA 60 SARATOG	NEW YORK	AD 5	A2	1				
		TF 1	A2	1	1	1	1	1
				2*	1	1	1	1
CVS 45 VALYFRG	NORFOLK	TF 1	A2	1	1	1	1	1
				1*	1	1	1	1
CVS 18 WASP	NORFOLK	TF 1	A2	1	1	1	1	1
				1*	1	1	1	1
CVA 62 INDPEND	NORFOLK	TF 1	A2	1	1	1	1	1
				1*	1	1	1	1
AV 5 ALBERMRLE	NORFOLK	UF 1	A2	1	1	1	1	1
				1*	1	1	1	1
MARINE AIR FMF & FORCE AVIATION HDQTR SQDNS								
HQHS AFMFLNT	NORFOLK	R5D 5R	A2	1	1	1	1	1
		R4Y 1	A2	1	1	1	1	1
		F9F 8T	A4		2	2	2	2
		F9F 8T	A6	2				
		SNB 5	A6	2	2	2	2	2
				6*	6	6	6	6

LANT UNIT	LOCATION	MODEL	INVENTORY STATUS	INVENTORY NO ON BOARD	PLANNED OPT'G ASSIGNMENTS 31 MAR 1960	30 JUN 1960	30 SEP 1960	31 DEC 1960
MARINE FLEET TRAINING SQDNS								
VMT 1	CHERRY POINT	F9F 8T	A2	18	20	20	20	20
		F9F 8T	A4	2				
		F9F 8T	B	1				
		F9F 8T	D5	2				
				23*	20	20	20	20
MARINE CORPS AIR STATIONS								
MCAS	CHERRY PNT	F3H 2	B	11				
				11*				
NAVAL ATTACHES AND MISSIONS LANT								
ATT ATHENS	GREECE	UF 2	A2		1	1	1	1
		UF 1	A8	1				
				1*	1	1	1	1
ATT CAIRO	EGYPT	R4D 5 6	A8		1	1	1	1
		R4D 6	A8	1				
				1*	1	1	1	1
ATT MEXICO CTY	MEXICO	R4D 5 6	A8		1	1	1	1
		R4D 5	A8	1				
				1*	1	1	1	1
ATT NEW DELHI	INDIA	R4D 5 6	A8		1	1	1	1
		R4D 6	A8	1				
				1*	1	1	1	1
ATT OSLO	NORWAY	UF 2	A2		1	1	1	1
		UF 2	A8	1				
				1*	1	1	1	1
ATT CAPETOWN	SO AFRICA	R4D 5 6	A8		1	1	1	1
		R4D 6	A8	1				
				1*	1	1	1	1
ATT TEHRAN	IRAN	R4D 5 6	A8		1	1	1	1
		R4D 6	A8	1				
				1*	1	1	1	1
MISSION ANKARA	TURKEY	R4D 5 6	A8		1	1	1	1
		R4D 5	A8	1				
				1*	1	1	1	1
MISSION BOGOTA	COLOMBIA	R4D 5 6	A8		1	1	1	1
		R4D 5	A8	1				
				1*	1	1	1	1
MISSION PTAUPR	HAITI	HRS 3	A8	1	1	1	1	1
				1*	1	1	1	1
MISSION LIMA	PERU	R4D 5 6	A8		1	1	1	1
		R4D 5	A8	1				
				1*	1	1	1	1
MISSION QUITO	ECUADOR	R4D 5 6	A8		1	1	1	1
		R4D 6	A8	1				
				1*	1	1	1	1
MISSION RIO DJ	BRAZIL	R4D 6R	A8	1	1	1	1	1
				1*	1	1	1	1
MISSION VLPRSO	CHILE	R4D 5 6	A8		1	1	1	1
		R4D 6	A8	1				
				1*	1	1	1	1
NAV ADV GROUP	BUENOS AIRES	R4D 5 6	A8		1	1	1	1
		R4D 6	A8	1				
				1*	1	1	1	1
MISSION CUITRU	DOM REP	SNB 5	A8	1	1	1	1	1
				1*	1	1	1	1
PROGRAM OPERATING				1846	1896	1884	1847	1848
OPERATIONAL POOL				258				
TOTAL PROGRAM				2104				
NON PROGRAM (INCLUDING DRONES)				6				
TOTAL INVENTORY				2110				

[redacted]

DECLASSIFIED

TOTAL PROGRAM & NON-PROGRAM AIRCRAFT

TABLE 2 LOCATION OF AIRCRAFT INVENTORY AND PLANNED OPERATING ASSIGNMENTS

BY COMMAND AND UNIT

PAC UNIT	LOCATION	MODEL	INVENTORY STATUS	INVENTORY NO ON BOARD	PLANNED OPT'G ASSIGNMENTS 31 MAR 1960	30 JUN 1960	30 SEP 1960	31 DEC 1960
CARRIER AIR GROUPS								
CVG 2								
VA 23	ABD MIDWAY	FJ 4B	A1	11	12	12	12	12
		FJ 4B	HO	1				
				12*	12	12	12	12
VF 24	ABD MIDWAY	F8U 2	A1		4	14	14	14
		F8U 1	A1	11	10			
		F8U 1	G6	1				
				12*	14	14	14	14
VA 22	ABD MIDWAY	FJ 4B	A1	11	12	12	12	12
		FJ 4B	B7	1				
		FJ 4B	G6	1				
				13*	12	12	12	12
VF 21	ABD MIDWAY	F3H 2	A1	12	14	14	14	14
				12*	14	14	14	14
VA 25	ABD MIDWAY	AD 7	A1	12	12	12	12	12
				12*	12	12	12	12
VAH 8	ABD MIDWAY	A3D 2	A1	9	9	9	9	9
				9*	9	9	9	9
CVG 5								
VF 51	MIRAMAR	F8U 1	A1					14
		F4D 1	A1	14	12	12	12	
		F4D 1	D5	1				
				15*	12	12	12	14
VA 52	MIRAMAR	AD 6	A1	11	12	12	12	12
				11*	12	12	12	12
VF 53	MIRAMAR	F3H 2	A1	12	14	14	14	14
		F3H 2	D5	1				
				13*	14	14	14	14
VA 55	MIRAMAR	A4D 2	A1	12	12	12	12	12
				12*	12	12	12	12
VA 56	MIRAMAR	A4D 2	A1	12	12	12	12	12
				12*	12	12	12	12
VAH 4	WHDBY ISLAND	A3D 2	A1	10	9	9	9	9
		A3D 2	A2	1				
		A3D 2	D5	5				
		A3D 2	G6	2				
				18*	9	9	9	9
CVG 9								
VF 91	ALAMEDA	F8U 2	A1	14	14	14	14	14
				14*	14	14	14	14
VF 92	ALAMEDA	F3H 2	A1	14	14	14	14	14
				14*	14	14	14	14
VA 93	ABD RANGER	A4D 2	A1	11	12	12		
		A4D 2	HO	1				
		A4D 2N	A1				12	12
				12*	12	12	12	12
VA 94	ABD RANGER	A4D 2	A1	12	12	12		
		A4D 2N	A1				12	12
				12*	12	12	12	12
VA 95	ABD RANGER	AD 7	A1	11	12	12	12	12
				11*	12	12	12	12
VAH 6	ABD RANGER	A3D 2	A1	10	12	12	12	12
				10*	12	12	12	12
CVG 11								
VF 111	MIRAMAR	F11F 1	A1	14	14	14	14	14
		F11F 1	D5	2				
				16*	14	14	14	14
VA 112	MIRAMAR	A4D 2	A1	7	12	12	12	12
		A4D 2	D5	3				
		A4D 2	G6	2				
		A4D 1	A1	3				
				15*	12	12	12	12
VA 113	MIRAMAR	A4D 2	A1	11	12	12	12	12
		A4D 2	HO	1				
				12*	12	12	12	12
VF 114	MIRAMAR	F3H 2	A1	11	14	14	14	14
				11*	14	14	14	14
VA 115	MIRAMAR	AD 7	A1	13	12	12	12	12
				13*	12	12	12	12
CVG 12								
VF 121	MIRAMAR	F3H 2	A4	25	30	30	30	30
		F3H 2	D5	9				
		F3H 2	G6	1				
		F4H 1	A4				5	10
		F3D 2T2	A1		1	5	7	10
		F3D 2T2	A4	1				
		F9F 8T	A1	1				
		F9F 8T	A4	22	23	19	19	19
		F9F 8T	D5	2				
				61*	54	54	61	69
VA 122	NORTH ISLAND	AD 7	A1		7	7	7	7
		AD 7	A4	6				
		AD 6	A1		12	12	11	11
		AD 6	A4	17				
		AD 5	A1		2			
		AD 5	A4	2				
		T 28B	A4	10	10	10	10	10
				35*	31	29	28	28
VF 124	MOFFETT FLD	F8U 2	A4	1				
		F8U 2	B7	3				
		F8U 1	A4	19	26	26	20	20
		F8U 1	B7	3				
		F8U 1	G6	1				
		F8U 1	HO	2				
		F8U 1E	A4	6				
		F8U 1E	D5	2				
		F8U 1E	HO	1				
		F8U 2N	A4				5	5
		F9F 8T	A4	25	27	27	27	27
		F9F 8T	D5	3				
		F9F 8T	G6	1				
				67*	53	53	52	52
VA 125	MOFFETT FLD	A4D 2	A4				5	5
		A4D 2	B7	1				
		A4D 2N	A4		12	12	12	19
		A4D 1	A4	19	12	12	7	
		A4D 1	D5	7				
				27*	24	24	24	24
VA 126	MIRAMAR	FJ 4	A1		10	10		
		FJ 4	B7	10				
		FJ 4	D5	5				
		A4D 2	A4			9	24	24
		A4D 2N	A4	1				
		A4D 1	A4	14	24	15		
		FJ 4B	A4	12				
		FJ 4B	D5	1				
				43*	34	34	24	24
VAH 123	WHDBY ISLAND	A3D 2P	A4	2				
		A3D 2T	A4	2				
		A3D 2T	A5		4	4	4	4
		A3D 2T	G5	1				
		A3D 1	A4	9				
		A3D 1	A5		10	10	10	10
		A3D 1	D5	1				
		P2V 3B	A5	2				
		F9F 8T	A4	4	4	4	4	4
				21*	18	18	18	18

[redacted]

TOTAL PROGRAM & NON-PROGRAM AIRCRAFT

DECLASSIFIED

TABLE 2 LOCATION OF AIRCRAFT INVENTORY AND PLANNED OPERATING ASSIGNMENTS

BY COMMAND AND UNIT

PAC UNIT	LOCATION	MODEL	INVENTORY STATUS	INVENTORY NO ON BOARD	PLANNED OPT'G ASSIGNMENTS 31 MAR 1960	30 JUN 1960	30 SEP 1960	31 DEC 1960
CVG 14								
VF 141	MIRAMAR	F3H 2	A1	12	14	14	14	14
				12*	14	14	14	14
VF 142	MIRAMAR	F8U 2	A1	14	14	14	14	14
				14*	14	14	14	14
VA 144	MIRAMAR	A4D 2N	A1					12
		FJ 4B	A1	13	12	12	12	
				13*	12	12	12	12
VA 145	MIRAMAR	AD 6	A1	11	12	12	12	12
		AD 6	EJ	3				
				14*	12	12	12	12
VA 146	ABD RANGER	A4D 2N	A1					12
		FJ 4B	A1	14	12	12	12	
				14*	12	12	12	12
CVG 15								
VF 151	MOFFETT FLD	F3H 2	A1	5	14	14	14	14
		F3H 2	D5	4				
				9*	14	14	14	14
VA 152	MOFFETT FLD	AD 6	A1	13	12	12	12	12
				13*	12	12	12	12
VA 153	MOFFETT FLD	A4D 2	A1	6	12	12	12	12
		A4D 2	D5	6				
		A4D 2	HO	1				
				13*	12	12	12	12
VF 154	ABD HANCOCK	F8U 1	A1		14	14	14	14
		F8U 1E	A1	8				
		F8U 1E	D5	6				
				14*	14	14	14	14
VA 155	MOFFETT FLD	A4D 2	A1	9	12	12	12	12
		A4D 2	D5	3				
				12*	12	12	12	12
VAH 2	WHDBY ISLAND	A3D 2	A1	5	9	9	9	9
		A3D 2	G5	2				
		A3D 2	HN	1				
				8*	9	9	9	9
CVG 19								
VF 191	ABD RICHARD	F8U 1	A1			14	14	14
		F11F 1	A1	12	14			
				12*	14	14	14	14
VA 192	ABD RICHARD	A4D 2	A1	12	12			
		A4D 2N	A1			12	12	12
				12*	12	12	12	12
VF 193	ABD RICHARD	F3H 2	A1	11	14	14	14	14
		F3H 2	I9	1				
				12*	14	14	14	14
VA 195	ABD RICHARD	A4D 2	A1	12	12			
		A4D 2N	A1			12	12	12
				12*	12	12	12	12
VA 196	ABD RICHARD	AD 6	A1	10	12	12	12	12
				10*	12	12	12	12
VAH 4 E	ABD RICHARD	A3D 2	A1	3				
				3*				
VAH 7	ABD KITTYHWK	A3D 2	A1				2	6
				*			2	6
CVG 21								
VF 211	MOFFETT FLD	F8U 1	A1	13	14	14	14	14
		F8U 1	G6	1				
		F11F 1	A1	1				
				15*	14	14	14	14
VA 212	ABD LEXINGTN	FJ 4B	A1	14	12	12	12	12
				14*	12	12	12	12
VF 213	MOFFETT FLD	F3H 2	A1	10	14	14	14	14
		F3H 2	D5	5				
				15*	14	14	14	14
VA 215	MOFFETT FLD	AD 6	A1	12	12	12	12	12
				12*	12	12	12	12
VA 216	MOFFETT FLD	FJ 4B	A1	13	12	12	12	12
				13*	12	12	12	12

PAC UNIT	LOCATION	MODEL	INVENTORY STATUS	INVENTORY NO ON BOARD	PLANNED OPT'G ASSIGNMENTS 31 MAR 1960	30 JUN 1960	30 SEP 1960	31 DEC 1960
COMPOSITE PHOTOGRAPHIC SQDNS								
VCP 61	AGANA	F8U 1P	A1	11	12	12	12	12
		A3D 2P	A1	5	6	6	6	6
		F9F 8T	A4	1	1	1	1	1
		SNB 5P	A4	1				
				18*	19	19	19	19
VCP 63	MIRAMAR	F8U 1P	A1	20	20	20	20	20
		F8U 1P	G6	1				
		A3D 2P	A1	2	4	4	4	4
		F9F 8T	A4	3	3	3	3	3
		SNB 5P	A4	1				
				27*	27	27	27	27
DET M	ABD RANGER	F8U 1P	A1	3				
				3*				
AIR EARLY WARNING SQDNS								
VAW 11	NORTH ISLAND	AD 5	A1	1	1	1		
		AD 5Q	A1	11	8	8	8	8
		TF 1Q	A1	1	2	2	2	2
		TF 1Q	D5	1				
		WF 2	A1	8	13	15	16	16
		AD 5W	A1	16	26	22	22	22
		S2F 2	A1	1				
		S2F 2	D5	1				
				40*	50	48	48	48
DET M	NORTH ISLAND	AD 5Q	A1	4				
		AD 5W	A1	3				
				7*				
DET T	ABD YORKTOWN	AD 5W	A1	4				
				4*				
VAW 13	AGANA	AD 5Q	A1	2	8	8	8	8
		WF 2	A1			3	3	6
		AD 5W	A1	4	9	9	6	3
		AD 5W	G6	1				
				7*	17	20	17	17
DET A	KISARAZU AFB	AD 5W	A1	2				
		AD 5W	G6	1				
				3*				
INTERCEPTOR SQDN								
VFAW 3	NORTH ISLAND	F3D 2	A4	1				
		F3D 2T2	A1	2				
		F4D 1	A1	25	25	25	25	25
		F4D 1	B7	4				
		F4D 1	D5	2				
		SNB 5	A8	1				
				35*	25	25	25	25
GUIDED MISSLE SERVICE SQDN								
GMSRON 1	BARBERS PNT	FJ 3D	A1	8	8	8	8	8
		F9F 5KD	A1	5	3	3	3	3
		TV 2D	A2	3	3	3	3	3
				16*	14	14	14	14
DET S	NAHA	F9F 5KD	A1	2	2	2	2	2
				2*	2	2	2	2
DET Z	POINT MUGU	FJ 4	A1	1	1	1	1	1
		FJ 3D	A1	4	4	4	4	4
		F9F 5KD	A1	2	2	2	2	2
		TV 2D	A2	4	3	3	3	3
				11*	10	10	10	10
FLEET AIR RECONNAISSANCE SQDNS								
VQ 1	IWAKUNI	A3D 2Q	A1	2	7	8	8	8
		A3D 1Q	A1	1	1	1	1	1
		P4M 1Q	A1	4				
		WV 2Q	A1	1	3	3	3	3
		TV 2	C9	2				
		F9F 8T	A4	1				
		F9F 8T	A6		1	1	1	1
				11*	12	13	13	13

[redacted]

DECLASSIFIED

TOTAL PROGRAM & NON-PROGRAM AIRCRAFT

[redacted]

TABLE 2 LOCATION OF AIRCRAFT INVENTORY AND PLANNED OPERATING ASSIGNMENTS

BY COMMAND AND UNIT

PAC UNIT	LOCATION	MODEL	INVENTORY STATUS	INVENTORY NO ON BOARD	PLANNED OPT'G. ASSIGNMENTS 31 MAR 1960	30 JUN 1960	30 SEP 1960	31 DEC 1960
CARRIER ANTI SUBMARINE SQDNS								
VS 21	ABD KEARSRGE	S2F 3	A1			1	2	4
		S2F 2	A1	3	4	3	2	
		S2F 2	HN	1				
		S2F 1	A1	2	16	16	16	16
		S2F 1	B7	2				
		S2F 1S	A1	14				
				22*	20	20	20	20
VS 23	ABD YORKTOWN	S2F 3	A1					2
		S2F 1	A1	9	20	20	20	18
		S2F 1	B7	1				
		S2F 1S	A1	11				
				21*	20	20	20	20
VS 37	LOS ALAMITOS	S2F 2	A1	1	2	2	2	
		S2F 2	B7	3				
		S2F 1	A1	8	18	18	18	20
		S2F 1S	A1	11				
				23*	20	20	20	20
VS 38	NORTH ISLAND	S2F 2	A1	2	4	4	4	4
		S2F 2	B	1				
		S2F 2	D5	1				
		S2F 1	A1	3	16	16	16	16
		S2F 1S	A1	15				
				22*	20	20	20	20
HELICOPTER ANTI SUBMARINE SQDNS								
HS 2	REAM FLD	SNB 5	A4	1				
		HSS 1	A1	13	14	14	15	7
		HSS 1N	A1					8
				14*	14	14	15	15
HS 4	ABD YORKTOWN	HSS 2	A1			1	3	4
		HSS 1N	A1	13	14	14	12	12
				13*	14	15	15	16
HS 6	ABD KEARSRGE	HSS 1	A1	12	11	8	3	
		HSS 1N	A1	3	3	6	12	15
				15*	14	14	15	15
HS 8	REAM FLD	HSS 1	A1	13	14	14	10	10
		HSS 1N	A1				5	5
				13*	14	14	15	15
PATROL SQDNS LAND PLANE								
VP 1	WHDBY ISLAND	P2V 7S	A1	9	12	12	12	12
		P2V 7SX	A1	3				
				12*	12	12	12	12
VP 2	KODIAK	P2V 7	A1	4	4	4		
		P2V 7S	A1	6	8	8	12	12
		P2V 7SX	A1	2				
				12*	12	12	12	12
VP 4	NAHA	P2V 5	A1		12	12	6	
		P2V 5F	A1	12				
		P2V 5F	D5	2				
		P2V 5S	A1				6	12
				14*	12	12	12	12
VP 6	BARBERS PNT	P2V 5F	A1	5				
		P2V 5S	A1	8	12	12	12	12
		P2V 5SX	A1	1				
				14*	12	12	12	12
VP 9	ALAMEDA	P2V 7	A1	4	4	4	2	
		P2V 7S	A1	6	8	8	10	12
		P2V 7SX	A1	2				
				12*	12	12	12	12
VP 17	WHDBY ISLAND	P2V 7S	A1	4	5	9	12	12
		P2V 5	A1		7	3		
		P2V 5F	A1	8				
				12*	12	12	12	12
VP 19	ALAMEDA	P2V 7	A1	3	2	2	2	
		P2V 7S	A1		10	10	10	12
		P2V 7SX	A1	9				
		P2V 7SX	G6	1				
				13*	12	12	12	12
VP 22	BARBERS PNT	P2V 5	A1		9			
		P2V 5F	A1	8				
		P2V 5F	G5	1				
		P2V 5F	H6	1				
		P2V 5S	A1	2	3	12	12	12
				12*	12	12	12	12
VP 28	IWAKUNI	P2V 5S	A1	11	12	12	12	12
		P2V 5SX	A1	1				
				12*	12	12	12	12
PATROL SQDNS SEA PLANE								
VP 40	SANGLEY PNT	P5M 2S	A1					1
		P5M 1	A1	11	11	11	11	10
		P5M 1	G6	1				
				12*	11	11	11	11
VP 42	NORTH ISLAND	P5M 2S	A1			4	9	9
		P5M 1	A1	12	10	6		
				12*	10	10	9	9
VP 46	NORTH ISLAND	P5M 1	A1	9	9	6	4	2
		P5M 1S	A1		1	4	6	8
				9*	10	10	10	10
VP 47	ALAMEDA	P5M 2	A1	12	12	8	3	
		P5M 2S	A1			3	6	9
				12*	12	11	9	9
VP 48	NORTH ISLAND	P5M 2	A1	10	7			
		P5M 2	G6	1				
		P5M 2S	A1		3	10	10	10
				11*	10	10	10	10
VP 50	WHDBY ISLAND	P5M 2	A1	1				
		P5M 2S	A1	7	11	11	11	11
		P5M 2SX	A1	1				
				9*	11	11	11	11
FLEET AIR EARLY WARNING SQDNS								
VW 1	AGANA	WV 2	A2	8	9	9	9	9
		WV 2	D9	1				
		R7V 1	A5	1				
				10*	9	9	9	9
VW 3	AGANA	WV 2	A1		9	9		
		WV 2	A2	6				
		WV 2	D9	3				
				9*	9	9		
BARRIER SQUADRONS DISTANT WARNING								
AIRBARSRON 2	BARBERS PNT	WV 2	A2	28	25	25	25	25
(VW 12 AND VW 14 INCLUDED)		WV 2	D9	5				
		R7V 1	A5	4	5	5	5	5
		R7V 1	D9	1				
		SNB 5	A5	2				
				40*	30	30	30	30
HELICOPTER RECONNAISSANCE SAR SQDNS								
HU 1	REAM FLD	HO4S 3	A2	1	1	1	1	1
		HRS 3	A2	3	2	6	8	8
		HUS 1	A2			2	2	2
		HU2K 1	A2			1	1	3
		HUS 1A	A2	2	2			
		HUL 1	A2	5	4	7	7	7
		HUP 3	A2		3	7	11	17
		HUP 2	A2	16	16	13	10	2
		HTL 7	AK	1				
		HTL 7	A2	4				
		HTL 7	A4		5	6	6	6
				32*	33	43	46	46
DET 1	OPPAMA	HUP 2	A1	1				
		HUP 2	A2	13	2	2	2	2
				14*	2	2	2	2
UNIT 1	ABD HELENA	HUP 2	A1		1			
				*	1			
UNIT 2	ABD MAURY	HRS 3	A1		1			
				*	1			
UNIT 3	ABD LST 802	HUP 2	A1		1			
				*	1			
UNIT 7	ABD ST PAUL	HUP 2	A1		1			
				*	1			
UNIT 12	NAVY 824	HRS 3	A1		1			
				*	1			
UNIT 15	ABD ELDORADO	HUL 1	A1		1			
				*	1			
UNIT 16	ABD BURTONIS	HO4S 3	A1		1			
		HUL 1	A1		1			
				*	2			
DET B	ABD TICNDRGA	HUP 2	A2		2	2		
				*	2	2		
DET C	ABD HANCOCK	HUP 2	A2				2	2
				*			2	2
DET D	ABD CORALSEA	HUP 2	A2					2
				*				2

[redacted]

DECLASSIFIED

TOTAL PROGRAM & NON-PROGRAM AIRCRAFT

TABLE 2 LOCATION OF AIRCRAFT INVENTORY AND PLANNED OPERATING ASSIGNMENTS

BY COMMAND AND UNIT

PAC UNIT	LOCATION	MODEL	INVENTORY STATUS	INVENTORY NO ON BOARD	PLANNED OPT'G ASSIGNMENTS 31 MAR 1960	30 JUN 1960	30 SEP 1960	31 DEC 1960
HU 1 DET E	ABD RICHARD	HUP 2	A2		2			
				*	2			
DET F	ABD ORISKANY	HUP 2	A2			2	2	
				*		2	2	
DET L	ABD LEXINGTN	HUP 2	A2					2
				*				2
DET M	ABD RANGER	HUP 2	A2		2	2		
				*	2	2		
FLEET TACTICAL SUPPORT SQDNS								
VR 21	BARBERS PNT	R6D 1	A2	8	12	12	12	12
		R6D 1Z	A2	2	2	2	2	2
		R5D Z	A2		1	1	1	1
				10*	15	15	15	15
DET	NORTH ISLAND	R5D 5Z	A2	1	1	1	1	1
		R5D 2Z	A2	1				
		R4Y 1	A2	3	3	3	3	3
		TF 1	A2	4	4	4	4	4
				9*	8	8	8	8
DET	ATSUGI	R5D Z	A2		1	1	1	1
		R5D 2Z	A2	1				
		TF 1	A2	7	7	7	7	7
		TF 1	D5	1				
				9*	8	8	8	8
MARINE HEADQUARTERS SQDNS								
MARS 17	IWAKUNI	A4D 1	I9	2				
		R5D 2 3	A2		2	2	2	2
		R5D 3	A2	2				
		R4D 8	A2	4	4	4	4	4
		TV 2	F6	3				
		F9F 8T	A6	7	5	5	5	5
		SNB 5	A4	3				
		SNB 5	A6		3	3	3	3
		HRS 3	A1			2	2	2
		HUK 1	A2	2				
				23*	14	16	16	16
H&MS 11	CUBI PNT	F8U 1	B7	3				
		F4D 1	B7	1				
		F4D 1	D5	4				
		R4D 8	A2	1	1	1	1	1
		F9F 8T	A2		2	2	2	2
		F9F 8T	A4	3				
				12*	3	3	3	3
H&MS 12	IWAKUNI	A4D 2	B7	1				
		A4D 2	D5	2				
		R4D 8	A2	1	1	1	1	1
		TV 2	C9	2				
		TV 2	F6	1				
		F9F 8T	A2		2	2	2	2
		F9F 8T	A4	3				
				10*	3	3	3	3
H&MS 13	KANEOHE	F8U 1	B7	1				
		FJ 4	B7	4				
		R5D 4R	A2	1	1	1	1	1
		R4D 6	A2	1				
		F9F 8T	A2		3	3	3	3
		F9F 8T	A4	3				
				10*	4	4	4	4
H&MS 15	EL TORO	F4D 1	D5	1				
		A4D 2	B	1				
		A4D 2	B7	1				
		FJ 4B	B7	1				
		R4D 5 6	A2		1	1	1	1
		R4D 5	A2	1				
		F9F 8T	A2		3	3	3	3
		F9F 8T	A4	3				
				8*	4	4	4	4
H&MS 16	OPPAMA	HUS 1	A	2				
		HUS 1	A1	1				
		HUS 1A	AK	2				
		HUS 1A	A2	1				
				6*				
MARS 37	EL TORO	R5D 5	A2	1				
		R5D 4R	A2	1	1	1	1	1
		R4D 8	A2	2	2	2	2	2
		R4D 5 6	A2		1	1	1	1
		R4D 6	A2	1				
		R4D 5	A2	1				
		TV 2	A6	3	3	3	3	3
		F9F 8T	A6	4	4	4	4	4
		SNB 5	A6	1				
				14*	11	11	11	11
H&MS 33	EL TORO	R4D 5 6	A2		1	1	1	1
		R4D 6	A2	1				
		F9F 8T	A2	1	3	3	3	3
		F9F 8T	A4	1				
				3*	4	4	4	4

PAC UNIT	LOCATION	MODEL	INVENTORY STATUS	INVENTORY NO ON BOARD	PLANNED OPT'G. ASSIGNMENTS 31 MAR 1960	30 JUN 1960	30 SEP 1960	31 DEC 1960
MARINE FIGHTER SQDNS								
VMF 232	KANEOHE	F8U 1	A1		20	20	20	20
		F8U 1E	A1	19				
				19*	20	20	20	20
VMF 251	CUBI PNT	F8U 1	A1		20	20	20	20
		F8U 1E	A1	18				
		F8U 1E	D5	2				
				20*	20	20	20	20
VMF 323	EL TORO	F8U 1	A1	17	20	20	20	20
		F8U 1	B7	3				
		F8U 1	G5	2				
		F8U 1	G6	1				
				23*	20	20	20	20
VMF 334	EL TORO	F8U 1	A1	16	20	20	20	20
		F8U 1	G5	1				
		F8U 1	HO	1				
		F8U 1E	A1	1				
		F8U 1E	D5	1				
				20*	20	20	20	20
VMF 451	EL TORO	F8U 2	A1	19	20	20	20	20
		F8U 2	HO	1				
				20*	20	20	20	20
MARINE ALL WEATHER FIGHTER SQDNS								
VMFAW 314	ATSUGI	F4D 1	A1	19	20	20	20	20
		F4D 1	B7	4				
		F4D 1	D5	1				
				24*	20	20	20	20
VMFAW 513	EL TORO	F4D 1	A1	17	20	20	20	20
		F4D 1	D5	3				
				20*	20	20	20	20
VMFAW 531	CUBI PNT	F4D 1	A1	20	20	20	20	20
				20*	20	20	20	20
VMFAW 542	CUBI PNT	F4D 1	A1	20	20	20	20	20
				20*	20	20	20	20
MARINE ATTACK SQDNS								
VMA 121	IWAKUNI	A4D 2	A1	20	20	20	20	20
				20*	20	20	20	20
VMA 211	ABD BRETON	A4D 2N	A1		10	20	20	20
		A4D 1	A1	20	10			
				20*	20	20	20	20
VMA 212	KANEOHE	FJ 4B	A1	19	20	20	20	20
		FJ 4B	D5	3				
				22*	20	20	20	20
VMA 214	KANEOHE	FJ 4B	A1	11	20	20	20	20
		FJ 4B	D5	9				
				20*	20	20	20	20
VMA 223	EL TORO	FJ 4	B7	3				
		FJ 4B	A1	19	20	20	20	20
		FJ 4B	B7	1				
		FJ 4B	D5	1				
				24*	20	20	20	20
VMA 311	EL TORO	A4D 2	A1	14	20	20	20	20
		A4D 2	D5	6				
				20*	20	20	20	20
VMA 332	IWAKUNI	A4D 2	A1	20	20	20	20	20
				20*	20	20	20	20
MARINE COMPOSITE PHOTOGRAPHIC SQDNS								
VMCJ 1	IWAKUNI	F8U 1P	A1	6	6	6	6	6
		F8U 1P	I9	1				
		F3D 2Q	A1	7	9	9	9	9
		F3D 2Q	F6	1				
				15*	15	15	15	15
VMCJ 3	EL TORO	F8U 1P	A1	10	12	12	12	12
		F8U 1P	B7	1				
		F8U 1P	G5	2				
		F3D 2Q	A1	8	9	9	9	9
				21*	21	21	21	21

DECLASSIFIED

[redacted]

TABLE 2 LOCATION OF AIRCRAFT INVENTORY AND PLANNED OPERATING ASSIGNMENTS

BY COMMAND AND UNIT

PAC UNIT	LOCATION	MODEL	INVENTORY STATUS	INVENTORY NO ON BOARD	PLANNED OPT'G. ASSIGNMENTS 31 MAR 1960	30 JUN 1960	30 SEP 1960	31 DEC 1960
MARINE TRANSPORT SQDNS								
VMR 253	IWAKUNI	R5D 2 3	A2		8	8	8	8
		R5D 3	A2	4				
		R5D 3	D3	2				
		R5D 2	A2	3				
		R5D 2	D3	1				
		R4Q 2	A2	8	8	8	8	8
		R4Q 2	D3	2				
				20*	16	16	16	16
VMR 352	EL TORO	R5D 2 3	A2		10	10	10	10
		R5D 3	A2	11				
		R5D 2	A2	4				
		R5D 2	G6	1				
		R4Q 2	A2	5	5	5	5	5
		GV 1	A2				1	1
				21*	15	15	16	16
MARINE HELICOPTER TRANSPORT SQDNS								
HMRL 161	KANEOHE	OE 1	A2	3				
		HRS 3	A1		13			
		HRS 3	A2	13				
		HUS 1	A1		10	12	12	12
				16*	23	12	12	12
HMRL 364	SANTA ANA	HUS 1	A1				5	10
				*			5	10
HMRL 163	SANTA ANA	HUS 1	A1	23	20	24	24	24
				23*	20	24	24	24
HMRL 261	FUTEMA	HUS 1	AJ	1				
		HUS 1	A1	14	24	24	24	24
				15*	24	24	24	24
HMRL 361	SANTA ANA	HUS 1	A1	23	20	24	24	24
		HUS 1A	A1	1				
				24*	20	24	24	24
HMRL 362	SUKIRON	HUS 1	AJ	1				
		HUS 1	A1	18	24	24	24	24
				19*	24	24	24	24
HMRL 363	EL TORO	HOK 1	A1	9	12			
		HRS 3	AJ	1				
		HRS 3	A1	11	12	20	20	20
				21*	24	20	20	20
HMRM 462	SANTA ANA	HR2S 1	AJ	1				
		HR2S 1	A1	17	17	17	14	14
		HR2S 1	G6	1				
				19*	17	17	14	14
MARINE OBSERVATION SQDNS								
VMO 2	SUKIRON	OE 1	A1		12	12	12	12
		OE 1	A2	11				
		SNB 5	A6	2				
		HOK 1	AK	2				
		HOK 1	A1		12	12	12	12
		HOK 1	A2	8				
				23*	24	24	24	24
VMO 6	CAMP PENDLET	OE 2	AJ	1				
		OE 2	A1	10	12	12	12	12
		HOK 1	A1			12	12	12
				11*	12	24	24	24
OPERATIONAL TEST AND EVALUATION FORCE								
VX 4	POINT MUGU	F8U 2N	A4				2	2
		F3H 2	A9	2	3	3	1	
		F3H 2	B	1				
		F3H 2	D5	1				
		F4H 1	A9			2	3	4
		F3D 2T2	A1		1	1	1	1
		F3D 2T2	A9	1				
		F4D 1	A1		3	3	3	3
		F4D 1	A9	2				
		F4D 1	B7	1				
		A4D 2	A9	2	1	1	1	1
		A4D 1	A9	1	1	1	1	
		F9F 8T	A6	1	1	1	1	1
		SNB 5	A6	1	1	1	1	1
		F9F 6K	A8	8				
		F9F 6K	A9	5				
				26*	11	13	14	13
VX 5	CHINA LAKE	A4D 2	A9	4	2	2	2	2
		A4D 2N	A9	4	4	4	4	4
		FJ 4B	A9	1	2	2	2	2
		A3J 1	A9		1	1	1	1
		A3D 2	A9	1	1	1	1	1
		F9F 8T	A6	1	1	1	1	1
		SNB 5	A6	1	1	1	1	1
				12*	12	12	12	12

PAC UNIT	LOCATION	MODEL	INVENTORY STATUS	INVENTORY NO ON BOARD	PLANNED OPT'G ASSIGNMENTS 31 MAR 1960	30 JUN 1960	30 SEP 1960	31 DEC 1960
FLEET AIRCRAFT SERVICE SQDNS								
FASRON 4	NORTH ISLAND	AD 6	B	1				
		AD 5	A6	1	1			
		R4D 8	A2	1	1	1	1	1
		TF 1	A2	3				
		TF 1	D5	1				
		TV 2	A6	4	5	5		
		F9F 8T	A6	3	3	3		
		SNB 5	A6	10	4	4		
				24*	14	13	1	1
DET A	LOS ALAMITOS	SNB 5	A6	2	1	1		
				2*	1	1		
FASRON 12	MIRAMAR	F11F 1	D5	1				
		F3H 2	B	3				
		F3H 2	D5	1				
		F3H 2	G6	1				
		AD 5	A6	1	1			
		TF 1	A6	1				
		TV 2	A6	1	3			
		F9F 8T	A6	3				
				12*	4			
FASRON 110	NORTH ISLAND	P5M 1	B	3				
		P5M 1	G6	1				
		SNB 5	A6	2				
				6*				
FASRON 114	KODIAK	UF 2	A2	1	1	1		
				1*	1	1		
FASRON 117	BARBERS PNT	FJ 3D	F6	3				
		AD 5	F6	1				
		TF 1	A2	1				
		JD 1	F6	1				
		F9F 8T	A6	3	3	3		
		TV 2D	F6	1				
		SNB 5	A6	5	7	7		
		HRS 3	F6	1				
				16*	10	10		
FLEET UTILITY AND DRONE CONTROL SQDNS								
VU 1	BARBERS PNT	F9F 6D	A8	2	2	1	1	
		FJ 3D2	A8	2	2	3	3	4
		AD 5	A2		6	6	6	6
		AD 5	A8	6				
		F9F 8T	A4		1	1	1	1
		F9F 8T	A8	1				
		SNB 5P	A8	1	1	1	1	1
		HUK 1	A8	1	1	1	1	1
		HUP 2	A8	1	1	1	1	1
		F6F 5K	A8	1				
				15*	14	14	14	14
VU 3	BROWN FIELD	FJ 3D2	A8	6	6	6	6	6
		P2V 5FD	A8	1	1	1	1	1
		JD 1D	A8	5	3	3	3	3
		F9F 8T	A8	2				
		SNB 5P	A8		1	1	1	1
		T 28BD	A8	3	3	3	3	3
				17*	14	14	14	14

CONFIDENTIAL

[redacted]

DECLASSIFIED

TOTAL PROGRAM & NON-PROGRAM AIRCRAFT

TABLE 2 LOCATION OF AIRCRAFT INVENTORY AND PLANNED OPERATING ASSIGNMENTS

BY COMMAND AND UNIT

PAC UNIT	LOCATION	MODEL	INVENTORY STATUS	INVENTORY NO. ON BOARD	PLANNED OPT'G. ASSIGNMENTS 31 MAR 1960	30 JUN 1960	30 SEP 1960	31 DEC 1960
VU 5	ATSUGI	FJ 4	A8	5	5	5	5	5
		FJ 3D2	A8	4				
		P2V 5FD	A8	1				
		JD 1	A8	3	4	4	4	4
		F9F 8T	A8	2				
		SNB 5P	A8	2	1	1	1	1
		HUS 1A	A8	1				
				18*	10	10	10	10
DET A	CUBI PNT	AD 5	A2		3	3	3	3
		AD 5	A8	1				
		JD 1	A8	2				
				3*	3	3	3	3
DET B	NAHA	FJ 3D2	A8		4	4	4	4
		P2V 5FD	A8		1	1	1	1
				*	5	5	5	5
VU 7	BROWN FIELD	FJ 4	A1	1				
		FJ 4	A8	9	12	12	12	12
		FJ 4	B7	3				
		FJ 4	D5	8				
		R4D 5 6	A8		1	1	1	1
		R4D 5	A8	1				
		JD 1	A8	10	10	10	10	10
		SNB 5P	A8	2	1	1	1	1
				34*	24	24	24	24
AIRCRAFT FERRY SQUADRONS								
VRF 32	NORTH ISLAND	R4D 8	A2	1	1	1		
		R4D 5 6	A2		1			
		R4D 6	A2	1				
		SNB 5	A2	1				
				3*	2	1		
FLEET BASES OVERSEAS								
NAS	AGANA	R5D 2 3	A2		1	1	1	1
		R5D 3	A2	1				
		UF 2	A2	1	2	3	3	3
		UF 1	A2	1	1			
		SNB 5	A6	1	1	1	1	1
		HUK 1	A2	2	2	2	2	2
				6*	7	7	7	7
NAS	ATSUGI	R4D 8	A2	1	1	1	1	1
		F9F 8T	A6		7	7	7	7
		SNB 5	A6	7	7	7	7	7
		SNB 5	B	1				
		HRS 3	A1			2	2	2
		HUK 1	A2		2	2	2	2
		HUP 2	A2	2				
				11*	17	19	19	19
NAS CUBI PNT	CUBI PNT	F8U 1E	G6	2				
		F11F 1	G6	1				
		F3H 2	B	1				
		F3H 2	G6	2				
		A4D 2	G6	2				
		FJ 4B	B	1				
		FJ 4B	G6	1				
		AD 6	B	2				
		AD 6	EJ	1				
		AD 5W	B	1				
		UF 2	A2	1	1	1	1	1
		TV 2	EJ	2				
		F9F 8T	A6		2	2	2	2
		SNB 5	A6	3	3	3	3	3
		SNB 5	A8	1				
		HUK 1	A2	2	2	2	2	2
				23*	8	8	8	8
NAF	NAHA	UF 1	A2	2	2	2	2	2
		SNB 5	A6	3	3	3	3	3
		HUP 2	HO	1				
				6*	5	5	5	5
NAF	OPPAMA	FJ 4	C9	18				
		FJ 4	D5	2				
		F3H 2	B	1				
		F3H 2	D5	1				
		F3H 2	Y	1				
		F4D 1	D5	1				
		F4D 1	G6	1				
		A4D 2	D5	1				
		A4D 1	I9	1				
		FJ 4B	HO	1				
		A3D 2	I9	1				
		QE 1	D1	2				
		UF 1	A2	3	3	3	3	3
		UF 1	D1	2				
		SNB 5	B	1				
		SNB 5	D1	1				
		HOK 1	DA	1				
		HOK 1	D1	3				
		HUS 1	DA	1				
		HUS 1	D1	9				
		HUK 1	D1	1				
		HUP 2	DA	1				
		HUP 2	D1	4				
				58*	3	3	3	3
NAVSTA	SANGLEY PNT	R5D 2 3	A2		1	1	1	1
		R5D 2	A8	1				
		R4D 5 6	A2		2	2	2	2
		R4D 6	A8	1				
		UF 1	A2	1	1			
		SNB 5	A6	2	1	1	1	1
		HUK 1	AK	1				
		HUK 1	A2		1	1	1	1
				6*	6	5	5	5
COMSEVENTH FLT	TAIWAN	R4D 8Z	A2	1	1	1	1	1
				1*	1	1	1	1
COMNAVFORJAPAN	YOKOSUKA	R4D 8	A2	1	1	1	1	1
				1*	1	1	1	1
COMNAVFORKOREA	SEOUL	SNB 5	A8	1	2	2	2	2
				1*	2	2	2	2
FL AIR DET	IWAKUNI	UF 2	A2				1	1
		UF 1	A2		1	1		
		SNB 5	A6		2	2	2	2
				*	3	3	3	3
NAVAL BASES AND NAVAL AIR STATIONS								
NAS ALAMEDA	ALAMEDA	F8U 1	C9	3				
		F8U 1E	C9	1				
		F11F 1	C9	1				
		FJ 4	A	1				
		FJ 4	D5	9				
		FJ 4	G6	2				
		FJ 4	Y	1				
		F8U 1P	C9	1				
		A3D 2	G6	1				
		AD 7	C9	1				
		P2V 5F	B	1				
		TV 2	EJ	2				
		TV 2	G6	3				
		F9F 8T	C9	3				
		HUS 1	C9	3				
				33*				
NAS NORTH ISL	NORTH ISLAND	F8U 1	G5	1				
		F3H 2	D5	1				
		F4D 1	B	3				
		F4D 1	D5	3				
		F4D 1	E5	1				
				9*				
NAS MOFFETT	MOFFETT FLD	F11F 1	B	2				
				2*				
FOURTEENTH NAVAL DISTRICT								
NAVSTA 14 ND	KWAJALEIN	UF 2	A2		3	4	4	4
		UF 1	A2	4	1			
				4*	4	4	4	4
NAS 14 NAVDST	BARBERS PNT	R5D 2 3	A2		1	1	1	1
		R5D 3	A2	1				
		R4D 8	A2	1	1	1	1	1
		F9F 8T	A6				3	3
		SNB 5	A6	2	2	2	9	9
		HUK 1	A2	2	2	2	2	2
				6*	6	6	16	16
NAVSTA 14 ND	MIDWAY	UF 2	A2	2	3	3	3	3
		UF 1	A2	1				
		HUK 1	A2		1	1	1	1
				3*	4	4	4	4
NAS 14 NAVDST	PEARL HARBOR	SNB 5	A6	1				
				1*				
SEVENTEENTH NAVAL DISTRICT								
NAVSTA 17 ND	ADAK	UF 2	A2	2	2	2	2	2
				2*	2	2	2	2
NAVSTA 17 ND	KODIAK	R5D 2 3	A2		2	2	2	2
		R5D 3	A8	2				
		UF 2	A2				1	1
				2*	2	2	3	3

[redacted]

DECLASSIFIED

TOTAL PROGRAM & NON-PROGRAM AIRCRAFT

[redacted]

TABLE 2 LOCATION OF AIRCRAFT INVENTORY AND PLANNED OPERATING ASSIGNMENTS

BY COMMAND AND UNIT

PAC UNIT	LOCATION	MODEL	INVENTORY STATUS	INVENTORY NO ON BOARD	PLANNED OPT'G. ASSIGNMENTS 31 MAR 1960	30 JUN 1960	30 SEP 1960	31 DEC 1960
CV AND AV UTILITY AIRCRAFT								
CVA 61 RANGER	ALAMEDA	TF 1	A2	1	1	1	1	1
				1*	1	1	1	1
LPH 5 PRINCETN	PT HUENEME	HRS 3	A2	1				
				1*				
LPH 6 THETIS B	LOS ANGELES	HRS 3	A6	1				
				1*				
CVA 31 RICHARD	ALAMEDA	TF 1	A2	1	1	1	1	1
				1*	1	1	1	1
CVS 33 KERSRGE	LONG BEACH	TF 1	A2	1	1	1	1	1
				1*	1	1	1	1
CVS 12 HORNET	BREMERTON	TF 1	A2	1	1	1	1	1
				1*	1	1	1	1
CVS 20 BENNING	SAN DIEGO	TF 1	A2	1	1	1	1	1
				1*	1	1	1	1
CVS 10 YORKTWN	BREMERTON	TF 1	A2	1	1	1	1	1
				1*	1	1	1	1
CVA 14 TCNDRGA	ALAMEDA	TF 1	A2	1	1	1	1	1
				1*	1	1	1	1
CVA 16 LEXIGTN	LOS ANGELES	TF 1	A2	1	1	1	1	1
				1*	1	1	1	1
CVA 19 HANCOCK	SAN DIEGO	TF 1	A2	1	1	1	1	1
				1*	1	1	1	1
CVA 34 ORISKNY	ALAMEDA	TF 1	A2	1	1	1	1	1
				1*	1	1	1	1
CVA 38 SHANGRL	SAN DIEGO	TF 1	A2		1	1	1	1
				*	1	1	1	1
CVA 41 MIDWAY	ALAMEDA	TF 1	A2	1	1	1	1	1
				1*	1	1	1	1
CVA 43 CRL SEA	ALAMEDA	TF 1	A2	1				
				1*				
MARINE AIR FMF & FORCE AVIATION HQTRS SQDN								
HHS AFMFPAC	EL TORO	R5D 4R	A2		1	1	1	1
		R5D 4R	A8	1				
		R4D 8	A2		1	1	1	1
		R4D 8	A6	1				
		R4Y 1	A2		1	1	1	1
		R4Y 1	A8	1				
		F9F 8T	A6	2	2	2	2	2
		SNB 5	A6	2	1	1	1	1
				7*	6	6	6	6
MARINE FLEET TRAINING SQDNS								
VMT 2	EL TORO	F9F 8T	A2		20	20	20	20
		F9F 8T	A4	19				
		F9F 8T	D5	3				
				22*	20	20	20	20
FLT BASES OVERSEAS USMC								
MCAS 14 ND	KANEOHE	R4D 5 6	A8		1	1	1	1
		R4D 6	A8	1				
		F9F 8T	A6	2	2	2	2	2
		SNB 5	A6	2	2	2	2	2
		HRS 3	A2	2	2	2	2	2
				7*	7	7	7	7
MCAF FUTEMA	OKINAWA	SNB 5	A6		2	2	2	2
				*	2	2	2	2
MCAF IWAKUNI	IWAKUNI	UF 1	A2	1				
		SNB 5	A6	2				
		HUP 2	Z	1				
				4*				
NAVAL ATTACHES AND MISSIONS PAC								
ATT DJAKARTA	JAVA	R4D 5 6	A8		1	1	1	1
		UF 1	A8	1				
				1*	1	1	1	1
ATT MELBOURNE	AUSTRALIA	R4D 5 6	A8		1	1	1	1
		R4D 6	A8	1				
				1*	1	1	1	1
MAAG BANGKOK	THAILAND	SNB 5	A6	1				
		SNB 5	A8	1	2	2	2	2
				2*	2	2	2	2
MAAG SAIGON	VIETNAM	R4D 5 6	A8		1	1	1	1
		R4D 5	A8	1				
				1*	1	1	1	1
MAAG TSO YING	TAIWAN	R4D 5 6	A8		1	1	1	1
		R4D 5	A8	1				
				1*	1	1	1	1
NAVSECMAAGTAIP	TAIWAN	TF 1	A8	1	1	1	1	1
				1*	1	1	1	1
PROGRAM OPERATING				2141	2243	2249	2225	2246
OPERATIONAL POOL				385				
TOTAL PROGRAM				2526				
NON PROGRAM (INCLUDING DRONES)				14				
TOTAL INVENTORY				2540				

[redacted]

DECLASSIFIED

[redacted]

TOTAL PROGRAM & NON-PROGRAM AIRCRAFT

TABLE 2 **LOCATION OF AIRCRAFT INVENTORY AND PLANNED OPERATING ASSIGNMENTS**

BY COMMAND AND UNIT

NABS UNIT	LOCATION	MODEL	INVENTORY STATUS	INVENTORY NO ON BOARD	PLANNED OPT'G ASSIGNMENTS 31 MAR 1960	30 JUN 1960	30 SEP 1960	31 DEC 1960
PACIFIC MISSILE RANGE								
PAC MISSLE RNG	POINT MUGU	F8U 1P	A8		1	1	1	1
		F8U 1P	A9	1				
		F8U 1D	A8		2	2	2	2
		F8U 1D	A9	2				
		F9F 6D	A9	5				
		FJ 3D2	A8		4	4	4	4
		FJ 3D2	A9	4				
		AD 5Q	A8		2	2	2	2
		AD 5Q	A9	2				
		S2F 1	A8		2	2	2	2
		S2F 1	A9	1				
		S2F 1	D5	1				
		P2V 5FD	A9	1				
		WV 2	A8	1	3	3	3	3
		WV 2	A9	1				
		WV 2	D9	1				
		R7V 1	A8	1	1	1	1	1
		R5D 2 3	A8		3	3	3	3
		R5D 3	A8	1				
		R5D 2	A8	1				
		R4D 5	A8		1	1	1	1
		JD 1D	A9	1				
		TV 2D	A9	2				
		TV 2KD	A9	1				
		SNB 5	A6	1				
		SNB 5P	A8		1	1	1	1
		SNB 5P	A9	1				
		T 28BD	A9	3				
		HRS 3	A8		4	4	4	4
		HUS 1A	A8		1	1	1	1
		HUS 1A	A9	1				
		HUP 2	A8	1				
		F9F 6K2	A8	1				
		F9F 6K	A8	9				
		F9F 6K	A9	8				
		F6F 5K	A8	4				
		P4Y 2K	A8	8				
				64*	25	25	25	25
DET	KANEOHE	HRS 3	A9	4				
				4*				
FIRST NAVAL DISTRICT								
NAS 1 NAV DST	QUONSET PNT	R4D 8	A8	1	1	1	1	1
		R4Y 1	A8	1	1	1	1	1
		TF 1	A2	3	2	2	2	2
		UF 2	A8	1	1	1	1	1
		T2V 1	A6	6	6	6	6	6
		TV 2	A6	2				
		JRB 6	A6	1	1			
		SNB 5	A6	12	10	11	11	11
		SNB 5P	A8	1	1	1	1	1
		HUP 2	A8	2	3	3	3	3
				30*	26	26	26	26
NAS 1 NAV DST	BRUNSWICK	R4D 5 6	A8		1	1	1	1
		R4D 5	A8	1				
		UF 1	A8	1	1	1	1	1
		SNB 5	A6	1	1	1	1	1
		HUP 2	A8	1	1	1	1	1
				4*	4	4	4	4
NADU	SO WEYMOUTH	R4D 8	D5	1				
		R4D 5	A8		1	1	1	1
		SNB 5	A6		1	1	1	1
		SNB 5	A8	1				
				2*	2	2	2	2
THIRD NAVAL DISTRICT								
NTDC	PORT WASHNGT	SNB 5	A6	1	1	1	1	1
				1*	1	1	1	1
FOURTH NAVAL DISTRICT								
NAS 4 NAV DST	JOHNSVILLE	R4D 6	A6	1				
		R4D 6	A8		1	1	1	1
		SNB 5	A6	6	5	5	5	5
				7*	6	6	6	6
NAS 4 NAV DST	LAKEHURST	R4D 6	A8	1	1	1	1	1
		SNB 5	A6	2	2	2	2	2
				3*	3	3	3	3
FIFTH NAVAL DISTRICT								
NAS 5 NAV DST	NORFOLK	R5D 3	A8	1				
		R5D 4R	A8				1	1
	(INCLUDING BWMR)	R4D 8	A8	2	2	2	2	2
		R4D 8Z	A8	1	1	1	1	1
		R4Y 1	A8				4	4
		TF 1	A8	1	1	1	6	6
		SNB 5	A6	5	6	6	16	16
		SNB 5P	A8	1	1	1	1	1
		T 28B	A8	6	6	6	6	6
				17*	17	17	37	37
NAS 5 NAV DST	OCEANA	R4D 8	A8	1	1	1	1	1
		R4D 5 6	A8		1	1	1	1
		R4D 5	A8	1				
		T2V 1	A6	6	7	7	8	8
		TV 2	A6	2				
		SNB 5	A6		4	4	4	4
		SNB 5	A8	7				
		HUP 2	A8	2	2	2	2	2
				19*	15	15	16	16
SIXTH NAVAL DISTRICT								
NAS 6 NAV DST	JACKSONVILLE	R4D 8	A8	1	1	1	1	1
		R4D 5 6	A8		2	2	2	2
		R4D 6	A8	1				
		R4D 5	A8	1				
		R4Y 1	A8	1	1	1	1	1
		TF 1	A8	3	3	3	3	3
		TF 1	D5	1				
		UF 1	A8	1	1	1	1	1
		TV 2	A6	5	5	5	5	5
		SNB 5	A6	7	6	6	6	6
		HOK 1	A8	2	1	1	1	1
		HUP 2	A8	1	1	1	1	1
				24*	21	21	21	21
NAS 6 NAV DST	KEY WEST	AD 5	A6	1				
		R5D 2 3	A8		1	1	1	1
		R5D 3	A8	1				
		R4D 5 6	A8		1	1	1	1
		UF 1	A8	1	1	1	1	1
		TV 2	A6	2	2	2	2	2
		JRB 6	A6	1	1			
		SNB 5	A6	1		1	1	1
		HUP 2	A2	1				
		HUP 2	A8		1	1	1	1
				8*	7	7	7	7
NAVSTA	MAYPORT	TV 2	A6	1	1	1	1	1
		SNB 5	A6	1	1	1	1	1
		HUP 2	A8	1	1	1	1	1
				3*	3	3	3	3
NAS 6 NAV DST	SANFORD	R4D 5 6	A8		2	2	2	2
		R4D 5	A8	1				
		TV 2	A6	1	1	1	1	1
		SNB 5	A6			2	2	2
		SNB 5	A8	1				
		HUP 2	A8	1	1	1	1	1
				4*	4	6	6	6
NAS 6 NAV DST	CECIL FIELD	A4D 2	I9	1				
		R4D 5 6	A8		1	1	1	1
		T2V 1	A6		4	5	5	5
		TV 2	A6	3	1			
		TV 2	EJ	1				
		SNB 5	A6	2	1	2	2	2
		HUP 2	A8	1	1	1	1	1
				8*	8	9	9	9
EIGHTH NAVAL DISTRICT								
NASWF	KIRTLAND AFB	R4D 8	A8	1	1	1	1	1
				1*	1	1	1	1
NINTH NAVAL DISTRICT								
COMNAVCONAD	COLORADO SPR	R4D 8	A8	1	1	1	1	1
		R4Y 1	A8		1	1	1	1
		TV 2	A6	1				
		TV 2	A8	1	2	2	2	2
				3*	4	4	4	4
NAVCRUIT STA	DENVER	SNB 5	A6	2	2	2	2	2
				2*	2	2	2	2
ELEVENTH NAVAL DISTRICT								
NAF 11 NAV DST	CHINA LAKE	R4D 8	A8		1	1	1	1
		R4D 8	A9	1				
		R4D 5	A8		1	1	1	1
		R4D 5	A9	1				
		HRS 3	A8		1	1	1	1
		HRS 3	A9	1				
				3*	3	3	3	3
NAS 11 NAV DST	NORTH ISLAND	A3D 2	AJ	1				
		R4D 8	A8				1	1
		R4D 5 6	A8		1	1	1	1
		R4D 6	A8	1				
	(INCLUDING BWMR)	R4Y 1	A8	1	1	1	1	1
		TV 2	A6	3	3	3	11	11
		SNB 5	A6	3	5	5	10	10
		T 28B	A6	2	2	2	2	2
				11*	12	12	26	26
NAF 11 NAV DST	LITCHFLD PRK	R4D 6	A7	1				
		R4D 6	A8		1	1	1	1
		SNB 5	A6	1	1	1	1	1
				2*	2	2	2	2

[redacted]

DECLASSIFIED

TOTAL PROGRAM & NON-PROGRAM AIRCRAFT

[redacted]

TABLE 2 LOCATION OF AIRCRAFT INVENTORY AND PLANNED OPERATING ASSIGNMENTS

BY COMMAND AND UNIT

NABS UNIT	LOCATION	MODEL	INVENTORY STATUS	INVENTORY NO ON BOARD	PLANNED OPT'G ASSIGNMENTS 31 MAR 1960	30 JUN 1960	30 SEP 1960	31 DEC 1960
NAS 11 NAV DST	MIRAMAR	R4D 8	A8	1	1	1	1	1
		T2V 1	A6		3	6	6	6
		TV 2	A6	3	3			
		SNB 5	A6	2	2	2	2	2
		HUP 2	A8	1	1	1	1	1
				7*	10	10	10	10
NAS 11 NAV DST	POINT MUGU	TV 2	A6	3				
		TV 2	A8		3	3	3	3
		SNB 5	A6	4	5	5	5	5
		HUP 2	A8	1	2	2	2	2
				8*	10	10	10	10
NMF	PNT ARGUELLO	TV 2	A6	1	1	1	1	1
		SNB 5	A6		1	1	1	1
		SNB 5	A8	1				
				2*	2	2	2	2
NAAS 11 NAVDST	BROWN FIELD	SNB 5	A6	1	1	1	1	1
				1*	1	1	1	1
NAAS 11 NAVDST	REAM FLD	JRB 6	A6	1	1			
		SNB 5	A6			1	1	1
				1*	1	1	1	1
TWELFTH NAVAL DISTRICT								
NAS 12 NAV DST	ALAMEDA	R5D 3	A2	1	1	1	1	1
		R4D 8	A8	4	3	3	3	3
		TF 1	A2		4	4	4	4
		TF 1	A8	4				
		UF 1	A8	1	1	1	1	1
		TV 2	A6	7	7	7	7	7
		SNB 5	A6	7	7	7	7	7
		SNB 5P	A8	1	1	1	1	1
		HUP 2	A8	1	1	1	1	1
				26*	25	25	25	25
NAAS 12 NAVDST	FALLON	R5D 3	A8	1	1	1	1	1
		~~TV 2~~	~~A6~~	~~2~~	~~2~~	~~2~~	~~2~~	~~2~~
		TV 2	A8	1				
		HO4S 3	AQ	1				
		HO4S 3	A8	1	2	2	2	2
				5*	5	5	5	5
NAS 12 NAV DST	MOFFETT FLD	TF 1	A2	1			1	1
		TV 2	A6	3	3	6	6	6
		F9F 8T	A6	2				
		SNB 5	A6	6	5	5	5	5
		HUP 2	A8	2	2	2	2	2
				14*	10	13	14	14
NAF 12 NAVDST	MONTEREY	AD 5	A4	4				
		AD 5	A6		3	3	3	3
		JRB 6	A6	2	2			
		SNB 5	A6	24	26	28	28	28
		T 28B	A6	11	11	11	11	11
		HUP 2	A8	1	1	1	1	1
				42*	43	43	43	43
THIRTEENTH NAVAL DISTRICT								
NAS 13 NAV DST	WHIDBY ISLAND	R5D 2 3	A8		1	1	1	1
		R5D 2	A2	1				
		R4D 8	A2	1				
		R4D 8	A8		1	1	1	1
		R4D 5 6	A8		2	2	2	2
		R4D 6	EJ	1				
		TF 1	A2	1	1	1	1	1
		UF 2	A2	1				
		UF 2	A8		1	1	1	1
		TV 2	A6	2	2	2	2	2
		SNB 5	A6	3	2	2	2	2
		SNB 5P	A8	1	1	1	1	1
		HO4S 3	A2	2				
		HO4S 3	A8		2	2	2	2
				13*	13	13	13	13
POTOMAC RIVER NAVAL COMMAND								
NAS ANACOSTIA	ANACOSTIA	R5D 5	A8		1	1	1	1
		R5D 4R	A8	1	1	1	1	1
		R5D 2	A8		1	1	1	1
		R5D 3Z	A8	1				
		R4Y 2	A8	1	1	1	1	1
		R4Y 1	A8	3	4	4	4	4
		R4Y 1Z	A8	1	1	1	1	1
		T2V 1	A6	9	9	9	15	15
		JRB 6	A6	7				
		SNB 5	A6	42	44	44	44	44
		SNB 5P	A8	2	2	2	2	2
		T 28B	A6	11	11	11	11	11
				78*	75	75	81	81
NAF	DAHLGREN	SNB 5	A6		1	1	1	1
		SNB 5	A8	1				
				1*	1	1	1	1
NAS PTXNT RIV	PTXNT RIVER	R4D 5	A8	1	1	1	1	1
		UF 1	A2	1				
		UF 1	A8		1	1	1	1
		T2V 1	A6	3	3	3	3	3
		TV 2	A6	2				
		F9F 8T	A6	1	1	1	1	1
		SNB 5	A6	7	3	3	3	3
		HRS 3	A8	1	1	1	1	1
				16*	10	10	10	10
SEVERN RIVER NAVAL COMMAND								
NAF ANNAPOLIS	ANNAPOLIS	UF 1 1T	A3		10	10	10	10
		UF 1	A6	5				
		UF 1T	A6	5				
		HUP 2	A8	1	1	1	1	1
				11*	11	11	11	11
BUWEPS INSPECTORS AND REPRESENTATIVES								
BWGR CEN DIST	DAYTON	R4D 8	A8	1	1	1	1	1
		SNB 5	A6	2	2	2	2	2
				3*	3	3	3	3
BWGR WSTRN DST	EL SEGUNDO	R4D 8	A8		1	1	1	1
		SNB 5	A8		1	1	1	1
				*	2	2	2	2
BWR AKRON	AKRON	SNB 5	A6	1				
		SNB 5	A8		1	1	1	1
				1*	1	1	1	1
BWR BALTIMORE	BALTIMORE	SNB 5	A8	1	1	1	1	1
				1*	1	1	1	1
BWR BUFFALO	BUFFALO	SNB 5	A6	1	1	1	1	1
				1*	1	1	1	1
BWR BURBANK	BURBANK	SNB 5	A8	1	1	1	1	1
				1*	1	1	1	1
BWR COLUMBUS	COLUMBUS	SNB 5	A6	2	2	2	2	2
				2*	2	2	2	2
BWR EST HRTFRD	EST HARTFORD	SNB 5	A8	1	1	1	1	1
				1*	1	1	1	1
BWR EL SEGUNDO	EL SEGUNDO	R4D 8	A8	1				
		SNB 5	A8	2	1	1	1	1
				3*	1	1	1	1
BWR ST LOUIS	ST LOUIS	SNB 5	A8	1	1	1	1	1
				1*	1	1	1	1
BWR TETERBORO	TETERBORO	SNB 5	A8	1	1	1	1	1
				1*	1	1	1	1
AVIONICS FAC	INDIANAPOLIS	SNB 5	A8	1	1	1	1	1
				1*	1	1	1	1
MARINE CORPS BASES AND AIR STATIONS								
HMX 1	QUANTICO	HOK 1	AR	1				
		HOK 1	A9	3	4	4	4	4
		HRS 3	A9	4	2	2	2	2
		HUS 1	A9	13	12	12	12	12
		HUS 1Z	A9	4	4	4	4	4
		HR2S 1	A9	2	2	2	2	2
		~~HUS 1A~~	~~A9~~	~~1~~				
				28*	24	24	24	24
MCAAS	YUMA	R4D 8	A8	1	1	1	1	1
		R4D 5	A8	1	1	1	1	1
		TV 2	A6	3	3	3	3	3
		SNB 5	A6	2	1	1	1	1
		HRS 3	A8	2	2	2	2	2
				9*	8	8	8	8
MCAS SO&ES	EL TORO	R4D 8	A8	2	2	2	3	3
		TV 2	A6	1	1			
		SNB 5	A6	4	4	4	4	4
		HRS 3	A8	2	2	2	2	2
				9*	9	8	9	9
MCAS SO&ES	CHERRY POINT	AD 5	A6	1				
		R5D 3	A8	2	1	1	1	1
		R4D 8	A8	2	1	1	1	1
		R4D 5 6	A8		1	1	1	1
		R4D 6	A8	1				
		R4D 5	A8	1				
		TV 2	A6	4	2	2	2	2
		SNB 5	A6	2	1	1	1	1
		HRS 3	A8	1	2	2	2	2
				14*	8	8	8	8
MCAS AES 12	QUANTICO	AD 6	A8	7	7	7	7	7
		AD 5	A8	4				
		R4D 8	A8	2	2	1	1	1
		R4D 5 6	A8			1	1	1
		JRB 6	A6	1	1			
		SNB 5	A6	6	6	6	6	6
		SNB 5P	A8	1	1	1	1	1
				21*	17	16	16	16

[redacted]

DECLASSIFIED

TABLE 2 LOCATION OF AIRCRAFT INVENTORY AND PLANNED OPERATING ASSIGNMENTS

BY COMMAND AND UNIT

NABS UNIT	LOCATION	MODEL	INVENTORY STATUS	INVENTORY NO. ON BOARD	PLANNED OPT'G ASSIGNMENTS 31 MAR 1960	30 JUN 1960	30 SEP 1960	31 DEC 1960
MCAF	NEW RIV JAX	R4D 8	A8			1	1	1
		R4D 6	A8		1			
		R4D 5	A8	1				
		JRB 6	A6	1				
		SNB 5	A6	4	3	3	3	3
				6*	4	4	4	4
MCAF	SANTA ANA	SNB 5	AO	1				
		SNB 5	A6	1	1	1	1	1
				2*	1	1	1	1
HQ MC FLT SECT	ANACOSTIA	R4D 8	A8	2	2	2	2	2
		R4Y 2	A8		1	1	1	1
		SNB 5	A6	5	4	4	4	4
		T 28B	A6	7	6	6	6	6
				14*	13	13	13	13

NABS UNIT	LOCATION	MODEL	INVENTORY STATUS	INVENTORY NO ON BOARD	PLANNED OPT'G ASSIGNMENTS 31 MAR 1960	30 JUN 1960	30 SEP 1960	31 DEC 1960
MCAAS	BEAUFORT	R4D 8	A8	1	1	1	1	1
		R4D 5 6	A8		1	1	1	1
		R4D 5	A8	2				
		TV 2	AO	1				
		TV 2	A6	1	1	1	1	1
		SNB 5	A6		1	1	1	1
		SNB 5	A8	1				
		HRS 3	A8	2	2	2	2	2
				8*	6	6	6	6
PROGRAM OPERATING				535	489	493	536	536
OPERATIONAL POOL				7				
TOTAL PROGRAM				542				
NON PROGRAM (INCLUDING DRONES)				30				
TOTAL INVENTORY				572				

NATRA

NAVAL AIR BASIC TRAINING COMMAND

NABS UNIT	LOCATION	MODEL	INVENTORY STATUS	INVENTORY NO. ON BOARD	PLANNED OPT'G ASSIGNMENTS 31 MAR 1960	30 JUN 1960	30 SEP 1960	31 DEC 1960
BTG 7	MEMPHIS	T2J 1	A4	7				
		T2V 1	A3	49	50			
		T2V 1	D5	8				
		SNB 5	A6	2				
		T 28B	A3	32	30			
		T 28B	A6	2	2			
				100*	82			
NAAS NABTC	SAUFLEY FLD	T2V 1	A6		4	4	4	4
		TT 1	A3	10	10			
		TT 1	Y	1				
		SNB 5	A6	2	2	2	2	2
		T 34B	AL	11				
		T 34B	A3	125	148	141	131	131
		T 34B	A6	1				
		T 34B	B	1				
		T 34B	EJ	9				
		T 34B	G6	1				
		T 28B	A6	7	6	6	6	6
		T 28B	G6	1				
		T 28C	A3	54	50	50	50	50
				223*	220	203	193	193
NAAS NABTC	WHITING FLD	SNB 5	A3	30	32	26	26	26
		SNB 5	A6	4	3	3	3	3
		SNB 5	EY	1				
		T 28B	A3	208	218	233	230	230
		T 28B	A6	5	4	4	4	4
		T 28B	G6	25				
		T 28B	HO	1				
		T 28B	H6	3				
		T 28C	A3	88	70	50	50	50
		T 28C	G6	2				
				367*	327	316	313	313
NAS NABTC	PENSACOLA	F11F 1	A4	6	6	6	6	6
		AD 5	A8	1				
	(INCLUDING BWMR)	R5D 2 3	A8		1	1	1	1
		R5D 2	A8	1				
		R5D 4R	A8	2	1	1	1	1
		R5D Z	A8		1	1	1	1
		R5D 3Z	A8	1				
		R4D 8	A8	1	2	2	2	2
		R4Y 1	A8	1				
		UF 1 1T	A8		1	1	1	2
		UF 1	A8	2	2	2	2	2
		T2J 1	A3	55	75	80	90	69
		T2J 1	A4	1				
		T2V 1	A3	39	4	4	4	4
		T2V 1	D5	5				
		F9F 8T	A4	2	1	1	1	1
		SNB 5	A6	8	5	4	4	4
		SNB 5	A8	5	5	4	4	4
		SNB 5P	A8	1	1	1	1	1
		T 34B	A4	3	2	2	2	2
		T 28B	A4	2	4	4	4	4
		T 28B	A6	8	4	4	4	4
		HRS 3	A8	2	3	3	3	3
		HUP 2	A8	1				
				148*	118	121	131	111
HTG 1	ELLYSON FLD	SNB 5	A6	8	2	2	2	2
		T 28B	A6	2	2	2	2	2
		HO4S 3	A4	18	20	22	22	22
		HUP 2	A4	14	14	14	12	12
		HTL 7	A4	5	4			
		HTL 6	A4	28	33	35	35	35
				70*	75	75	73	73
CVS 36ANTETAM	PENSACOLA	SNB 5	A6	1				
				1*				

NATRA

NAVAL AIR ADVANCED TRAINING COMMAND

NABS UNIT	LOCATION	MODEL	INVENTORY STATUS	INVENTORY NO. ON BOARD	PLANNED OPT'G ASSIGNMENTS 31 MAR 1960	30 JUN 1960	30 SEP 1960	31 DEC 1960
NAAS NAATC	KINGSVILLE	F11F 1	A3	40	64	74	74	74
		F11F 1	D5	11				
		F9F 8	G6	1				
		F9F 8B	A3	35	58	58	58	58
		F9F 8B	B	21				
		S2F 1	A3	3				
		S2F 1T	A3	35				
		S2F 1T	D5	2				
		R4D 8	A8		1	1	1	1
		R4D 8	G4	1				
		R4D 6	A8	1	1	1	1	1
		R4D 5	A8		1	1	1	1
		F9F 8T	A3	52	48	41	33	33
		F9F 8T	G6	2				
		SNB 5	A6	2	2	2	2	2
		HRS 3	A8	2	1	1	1	1
		HUP 2	A8	1	2	2	2	2
				209*	178	181	173	173
NAS NAATC	CRPS CHRISTI	AD 6	A3	28	22	21	21	21
		AD 6	G6	1				
		AD 5	A3	4	6	6	6	6
		AD 5N	A3	9				
		S2F 1	A3	13				
		S2F 1	D5	1				
		S2F 1T	A3	38				
		S2F 1T	D5	2				
		S2F 1 1T	A3		47	47	47	47
		P2V6M 6T	A3		13			
		P2V 6T	A3	10				
		P2V 3	A3	9	3			
		R5D 2	A8		1	1	1	1
		R5D 2	A8		1	1	1	1
		R5D 1Z	A8	1				
		R4D 8	A5	1				
		R4D 8	A8	1	1	6	6	6
		T2V 1	A6		4	4	4	4
		TV 2	A6	2				
		SNB 5	A3	38	34	27	27	27
		SNB 5	A6	6	5	4	4	4
		SNB 5P	A8	1	1	1	1	1
		R4D 7	A5	3	3	3	3	3
		HRS 3	A8	2	1	1	1	1
		HUP 2	A8		1	1	1	1
				170*	143	123	123	123
NAAS NAATC	CHASE	F11F 1	A3	8				
		F11F 1	D5	1				
		F9F 8	A3		29			
		F9F 8B	AL	9				
		F9F 8B	A3	41	74	58	58	58
		F9F 8B	B	22				
		F9F 8B	G6	2				
		R4D 8	A8	1	1	1	1	1
		R4D 6	A8	1	1	1	1	1
		F9F 8T	A3	51	49	41	34	34
		SNB 5	A6	2	2	2	2	2
		HRS 3	A8	1	1	1	1	1
		HUP 2	A8	1	1	1	1	1
				140*	158	105	98	98
NAAS NAATC	PORT ISABEL	SNB 5	A8	1	1	1	1	1
		HRS 3	A8	2	1	1	1	1
		HUP 2	A8		1	1	1	1
				3*	3	3	3	3

DECLASSIFIED

[redacted]

TOTAL PROGRAM & NON-PROGRAM AIRCRAFT

TABLE 2 **LOCATION OF AIRCRAFT INVENTORY AND PLANNED OPERATING ASSIGNMENTS**

BY COMMAND AND UNIT

NATRA UNIT	LOCATION	MODEL	INVENTORY STATUS	INVENTORY NO. ON BOARD	PLANNED OPT'G. ASSIGNMENTS 31 MAR 1960	30 JUN 1960	30 SEP 1960	31 DEC 1960
NAAS NAATC	NEW IBERIA	S2F 1	A3		30	30	30	30
		SNB 5	A6	1	2	2	2	2
		T 34B	A6	1				
		HUP 2	A8		2	2	2	2
				2*	34	34	34	34
NAVAL AIR TECHNICAL TRAINING COMMAND								
NATECHTRAU	LAKEHURST	R4D 7	A4		1	1	1	1
				*	1	1	1	1
NATECHTRAU	OLATHE	T2J 1	A5	2	5	5	5	5
		TV 2	A5	5				
		SNB 5	A5	4	4	4	4	4
		T 34B	A5	6	7	7	7	7
				17*	16	16	16	16
NATECHTRAU	PENSACOLA	F9F 8P	A4	8	9	9	9	9
		F9F 8T	A4	2	2	2	2	2
		SNB 5P	A5	6	6	6	6	6
		T 28B	A6	2	2	2	2	2
				18*	19	19	19	19
NATECHTRAU	PHILADELPHIA	SNB 5	A6	1	1	1	1	1
				1*	1	1	1	1
NAS	GLYNCO	R4D 8	A8	1	1	1	1	1
		SNB 5	A8	5	6	6	6	6
		HRS 3	A8	1	1	1	1	1
				7*	8	8	8	8

NATRA UNIT	LOCATION	MODEL	INVENTORY STATUS	INVENTORY NO ON BOARD	PLANNED OPT'G ASSIGNMENTS 31 MAR 1960	30 JUN 1960	30 SEP 1960	31 DEC 1960
NAVCICOFFSCOL	GLYNCO	FJ 4	A4	1	18	32	32	42
		F2H 3	A4	39	24	10	10	
		AD 5N	A4		3	3	3	3
		WV 2	A4	6	4	4	4	4
		T2V 1	A4	3	4	4	4	4
				49*	53	53	53	53
NAS	MEMPHIS	R4D 8	A8	2	2	2	2	2
		R4Y 1	A8	1	1	1	1	1
		T2V 1	A6		3	3	3	3
		SNB 5	A6	8	6	6	6	6
		SNB 5P	A6	1	1	1	1	1
		T 28B	A6	3	3	3	3	3
		HRS 3	A8	1	1	1	1	1
				16*	17	17	17	17
PROGRAM OPERATING				1415	1453	1276	1256	1236
OPERATIONAL POOL				126				
TOTAL PROGRAM				1541				
NON PROGRAM (INCLUDING DRONES)				-				
TOTAL INVENTORY				1541				

NART

NART	LOCATION	MODEL	INVENTORY STATUS	INVENTORY NO. ON BOARD	PLANNED OPT'G. ASSIGNMENTS 31 MAR 1960	30 JUN 1960	30 SEP 1960	31 DEC 1960
U S NAVAL RESERVE AIRCRAFT								
NARTU	ANACOSTIA	AD 5	A4	11	11	11	11	11
		AD 5N	A4	3	3	3	3	3
		AD 5N	B	2				
		S2F 1	A4	9	9	9	9	9
		S2F 1	D5	1				
		P2V 6F	A4	5	5	5	5	5
		R4D 5 6	A4		3	2	2	2
		R4D 6	A4	2				
		R4D 5	A4	1				
		R4D 6R	A4		1	1	1	1
		SNB 5	A4	3	3	3	3	3
				37*	35	34	34	34
NAS NART	ATLANTA	AD 5	A4	11	12	12	12	12
		AD 5N	A4	4	2	2	2	2
		P2V 5F	A4	5	5	5	5	5
		P2V 5F	D5	1				
		R4D 8	A4	3	3	3	3	3
		SNB 5	A4	2	2	2	2	2
				26*	24	24	24	24
NAS NART	DALLAS	FJ 3	A4	3	12	12	12	16
		FJ 3	Y	1				
		FJ 3M	A4	9	20	20	20	16
		FJ 3M	D5	18				
		FJ 3M	G5	1				
		P2V 4	A4	4	5	4	4	4
		P2V 4	G5	1				
		R5D 2 3	A4		2	2	2	2
		R5D 3	A4	1				
		R5D 2	A4	1				
		R5D 2	G6	1				
		R5D 4R	A4		1	1	1	1
		TV 2	A4	4	6	6	7	7
		TV 2	G5	1				
		SNB 5	A4	2	2	2	2	2
		SNB 5P	A4	1				
		SNB 5P	A8		1	1	1	1
		HUP 2	A4	3	5	5	6	6
				51*	54	53	55	55

NART

NART	LOCATION	MODEL	INVENTORY STATUS	INVENTORY NO. ON BOARD	PLANNED OPT'G. ASSIGNMENTS 31 MAR 1960	30 JUN 1960	30 SEP 1960	31 DEC 1960
NAS NART	GLENVIEW	F9F 8	A4	8				
		F9F 8B	A4	7	14	18	18	18
		F9F 8B	B	1				
		F9F 8B	G5	1				
		AD 5	A8	1	1	1	1	1
		S2F 1	A4	10	10	10	9	9
		P2V 6	A4	7				
		P2V 6F	A4	1				
		P2V 6 6F	A4		8	8	8	8
		P2V 5F	A4	1	2	2	2	2
		R5D 2 3	A4		5	5	5	5
		R5D 3	A4	3				
		R5D 2	A4	1				
		R5D 4R	A8	3	2	2	2	2
		R4D 8	A8	1	1	1	1	1
		R4Y 1	A8	1	1	1	1	1
		TV 2	A4		1	1	1	1
		F9F 8T	A4	4	4	4	4	4
		F9F 8T	B	1				
		SNB 5'	A4	4	4	4	4	4
		SNB 5	A8	1	1	1	1	1
		SNB 5P	A4	1				
		SNB 5P	A8		1	1	1	1
		HSS 1	A4	3	4	4	4	4
				60*	59	63	62	62
NAS NART	GROSSE ILE	AD 5	A4	11	12	12	12	12
		AD 5N	A4	4	2	2	2	2
		S2F 1	A4	7	9	9	9	9
		S2F 1	B	1				
		S2F 1	D5	2				
		P2V 5F	A4	4	5	5	5	5
		P2V 5F	D5	1				
		R4D 8	A4	3	3	3	3	3
		SNB 5	A4	3	3	3	3	3
		SNB 5	B	1				
		HUP 2	A4	5	8	8	9	9
				42*	42	42	43	43
NARTU	JACKSONVILLE	F9F 8	A4		4	4		
		FJ 3M	A4			4	4	4
		F9F 8B	A4	16	12	12		
		F9F 8B	B	1				
		S2F 1	A4	9	9	9	9	9
		S2F 1	B	1				
		P2V 5F	A4	5	5	5	5	5
		R5D 2 3	A4		2	2	2	2
		R5D 3	A4	2				
		R5D 2	A4	1				
		R5D 4R	A4		1			
		R4D 6	A4	1				
		F9F 8T	A4	2	2	2	2	2
		HSS 1	A4	3	3	3	3	3
				41*	38	41	25	25
NARTU	LAKEHURST	S2F 2	A4	1				
		S2F 1	A4	7	9	9	9	9
		S2F 1	D5	1				
		R4D 5 6	A4		1			
		SNB 5	A4	1	1	1	1	1
		HUP 2	A4	3	4	4	6	6
				13*	15	14	16	16

[redacted]

DECLASSIFIED

[redacted]

TOTAL PROGRAM & NON-PROGRAM AIRCRAFT

TABLE 2 **LOCATION OF AIRCRAFT INVENTORY AND PLANNED OPERATING ASSIGNMENTS**

BY COMMAND AND UNIT

NART UNIT	LOCATION	MODEL	INVENTORY STATUS	INVENTORY NO ON BOARD	PLANNED OPT'G ASSIGNMENTS 31 MAR 1960	30 JUN 1960	30 SEP 1960	31 DEC 1960
NAS NART	LOS ALAMITOS	F9F 8	A4	4	8	8		
		F9F 8B	A4	23	12			
		F9F 8B	B	1				
		F9F 8B	G5	1				
		S2F 2	A4	2				
		S2F 1	A4	19	27	27	24	24
		S2F 1	B	4				
		S2F 1	D5	2				
		S2F 1	G5	1				
		P2V 5F	A4	9	10	10	10	10
		R5D 2 3	A4		3	3	3	3
		R5D 3	A4	3				
		TV 2	A4	1				
		F9F 8T	A4	3	6	6	6	6
		SNB 5	A4	4	4	4	4	4
		R4D 5S6S	A4		1	1	1	1
		HSS 1	A4	4	4	4	4	4
				81*	75	63	52	52
NARTU	MEMPHIS	FJ 4	A4	15	18	18	18	18
		P2V 4	A4	5	5	4	4	4
		R5D 2 3	A4		3	3	3	3
		R5D 3	A4	1				
		R5D 2	A4	1				
		R4D 6	A4	1				
		TV 2	A4	3	4	4	5	5
		SNB 5	A4	1	1	1	1	1
				27*	31	30	31	31
NAS NART	MINNEAPOLIS	AD 5	A4	11	12	12	12	12
		AD 5N	A4	3	2	2	2	2
		P2V 4	A4	11	9	9	8	8
		P2V 4	G5	1				
		R5D 3	A4	1				
		R5D 2	A4	1				
		R4D 5 6	A4		3	3	3	3
		R4D 5	A4	1				
		SNB 5	A4	2	2	2	2	2
		HUP 2	A4	3	5	5	6	6
				34*	33	33	33	33
NAS NART	NEW ORLEANS	F9F 8	A4	1	4	8	8	8
		F9F 8B	A4	11	12	12	8	8
		F9F 8B	B	1				
		F9F 8B	G5	1				
		S2F 1	A4	9	9	9	9	9
		S2F 1	B	1				
		R4D 8	A4	3	3	3	3	3
		TV 2	A4		4	4	4	4
		F9F 8T	A4	3				
		SNB 5	A4	2	2	2	2	2
		HSS 1	A4	2	3	3	3	3
		HSS 1	G6	1				
				35*	37	41	37	37
NAS NART	NEW YORK	FJ 3	A4	11	12	12	12	
		FJ 3	B	2				
		FJ 3	D5	6				
		FJ 3	G6	1				
		FJ 3M	A4	3	4	4	4	
		S2F 1	A4	16	18	18	18	18
		S2F 1	D5	1				
		P2V 5F	A4	11	10	10	10	10
		P2V 5F	B	1				
		R5D 2 3	A4		3	3	3	3
		R5D 3	A4	1				
		R5D 3	G6	1				
		R5D 4R	A4		1	1	1	1
		R5D 4R	G5	1				
		TF 1	A8	1				
		TV 2	A4	3	5	5	5	5
		SNB 5	A4	4	6	6	6	6
		SNB 5	A8	2				
		HSS 1	A4	3	4	4	4	4
		HSS 1	B	1				
				69*	63	63	63	47
NARTU	NORFOLK	F2H 4	A4	12	12	12	12	10
		S2F 1	A4	9	10	10	9	9
		S2F 1	D5	2				
		R5D 2 3	A4		3	3	3	3
		R5D 3	G5	1				
		R5D 2	A4	1				
		R4D 5	A4	1				
		TV 2	A4	2	5	5	6	6
		TV 2	G5	1				
		SNB 5	A4	1	1	1	1	1
				30*	31	31	31	29
NAS NART	OAKLAND	F2H 4	A4	24	20	20	8	
		F2H 3	A4	10	12	12	12	
		A4D 1	A4				16	16
		S2F 2	A4	2				
		S2F 1	A4	12	18	18	18	18
		S2F 1	B	1				
		S2F 1	D5	5				
		P2V 5F	A4	9	10	10	10	10
		R5D 2 3	A4		2	2	2	2
		R5D 3	A4	1				
		R5D 2	A4	1				
		R5D 4R	A4		1	1	1	1
		R5D 4R	G5	1				
		TV 2	A4	5	8	8	6	6
		SNB 5	A4	1	1	1	1	1
		SNB 5P	A4	1				
		SNB 5P	A8		1	1	1	1
		HSS 1	A4	3	3	3	3	3
				76*	76	76	78	58
NAS NART	OLATHE	F9F 8	A4	9			8	8
		F9F 8	B	7				
		F9F 6	A4	1				
		F9F 8B	A4	14	16	16	8	8
		F9F 8B	B	1				
		F9F 8B	G5	1				
		P2V 6	A4	5				
		P2V 6 6F	A4		5	4	4	4
		P2V 5F	A4	1	1	1	1	1
		R5D 2 3	A4		3	3	3	3
		R5D 3	A4	1				
		R5D 3	G6	1				
		R5D 2	A4	1				
		TV 2	A4				4	4
		F9F 8T	A4	3	3	3	3	3
		F9F 8T	B	1				
		SNB 5	A4	2	2	2	2	2
				48*	30	29	33	33
NAS NART	SEATTLE	AD 5	A4	11	11	11	11	11
		AD 5N	A4	4	2	2	2	2
		AD 5N	Q1	1				
		S2F 1	A4	9	9	9	9	9
		S2F 1	D5	1				
		P2V 5F	A4	3	5	5	5	5
		P2V 5F	D5	1				
		P2V 5F	G5	1				
		R5D 2 3	A4		2	2	3	3
		R5D 3	A4	1				
		R5D 3	G6	1				
		R5D 2	A4	1				
		SNB 5	A4	3	3	3	3	3
		HSS 1	A4	3	3	3	3	3
				40*	35	35	36	36
NAS NART	SO WEYMOUTH	F9F 6	A4	3				
		FJ 3	A4	12	12	10	10	8
		FJ 3M	A4	3	4	6	6	8
		S2F 2	A4	2				
		S2F 1	A4	17	18	18	18	18
		S2F 1	B	1				
		P2V 5F	A4	5	5	5	5	5
		P2V 5F	D5	1				
		R5D 2 3	A4		3	3	3	3
		R5D 3	A4	1				
		R5D 2	A4	1				
		R5D 4R	A4	1				
		TV 2	A4	3	4	4	4	4
		SNB 5	A4	2	2	2	2	2
		HSS 1	A4	3	3	3	3	3
				55*	51	51	51	51
NAS NART	WILLOW GROVE	FJ 3	A4	14	14	8	8	8
		FJ 3	B	1				
		FJ 3	D5	1				
		FJ 3M	A4	2	2	8	8	8
		S2F 2	A4	2				
		S2F 1	A4	18	19	19	18	18
		S2F 1	B	1				
		P2V 5F	A4	5	5	5	5	5
		R5D 2 3	A4		3	3	3	3
		R5D 3	A4	2				
		R5D 2	A4	1				
		TV 2	A4	4	3	3	4	4
		SNB 5	A4	2	2	2	2	2
		SNB 5P	A4	1				
		SNB 5P	A8		1	1	1	1
		R4D 5S6S	A4		1	1	1	1
		HUP 2	A4	3	5	5	6	6
				57*	55	55	56	56
PROGRAM OPERATING				724	784	778	760	722
OPERATIONAL POOL				97				
TOTAL PROGRAM				821				
NON PROGRAM (INCLUDING DRONES)				1				
TOTAL INVENTORY				822				

[redacted]

DECLASSIFIED

[redacted]

TOTAL PROGRAM & NON-PROGRAM AIRCRAFT

TABLE 2 LOCATION OF AIRCRAFT INVENTORY AND PLANNED OPERATING ASSIGNMENTS

BY COMMAND AND UNIT

RDT&E UNIT	LOCATION	MODEL	INVENTORY STATUS	INVENTORY NO. ON BOARD	PLANNED OPT'G. ASSIGNMENTS 31 MAR 1960	30 JUN 1960	30 SEP 1960	31 DEC 1960
RDT&E AIRCRAFT								
		F8U 2	A9	5	6	6	6	6
		F8U 2	T	1				
				6*	6	6	6	6
		F8U 1	A9	2	6	6	6	6
		F8U 1	T	3				
				5*	6	6	6	6
		F8U 1E	A9	1				
				1*				
		F11F 1	A9	7	5	5	5	5
		F11F 1	T	2				
		F11F 1	U	1				
				10*	5	5	5	5
		F11F 1F	T	1				
				1*				
		F9F 8	A9	2	3	2	2	2
				2*	3	2	2	2
		F9F 6	A9	1				
				1*				
		F3H 2M	A9	1	1	1		
				1*	1	1		
		F2H 2	T	1				
				1*				
		FJ 4	A9	2	3	3	2	2
		FJ 4	T	1				
				3*	3	3	2	2
		FJ 3	A9	3	4	4	4	4
		FJ 3	D5	1				
				4*	4	4	4	4
		F8U 2N	A9				4	4
		F8U 2N	T	2				
				2*			4	4
		F3H 2	A9	6	10	13	13	13
		F3H 2	D5	1				
		F3H 2	T	5				
				12*	10	13	13	13
		F3H 2N	A9	2	8	4		
		F3H 2N	T	1				
		F3H 2N	TR	1				
				4*	8	4		
		F4H 1	A9			2	4	4
		F4H 1	T	9				
				9*		2	4	4
		F3D 2	A9	4				
		F3D 2	T	2				
				6*				
		F3D 2T2	AR	2				
		F3D 2T2	A9	2				
				4*				
		F3D 2M	A9	1				
		F3D 2M	T	2				
				3*				
		F3D 1	T	1				
		F3D 1	U	1				
				2*				
		F4D 1	A9	10	10	10	10	10
		F4D 1	T	2				
				12*	10	10	10	10
		F8U 1P	A9	1	2	2	2	2
				1*	2	2	2	2
		F9F 8P	A9	1				
		F9F 8P	T	1				
				2*				
		F9F 6D	A9	3				
				3*				
		FJ 3D2	A9	3	3	3	3	3
				3*	3	3	3	3
		A4D 2	A9	3	4	4	4	4
		A4D 2	T	1				
				4*	4	4	4	4
		A4D 2N	A9	1	3	5	5	5
		A4D 2N	T	4				
				5*	3	5	5	5
		A4D 1	A9	6	4	4	4	4
		A4D 1	T	1				
				7*	4	4	4	4
		FJ 4B	A9	5	4	4	4	4
				5*	4	4	4	4
		F9F 8B	A9	4	2			
				4*	2			
		A3J 1	A9					1
		A3J 1	T	10				
				10*				1
		A3D 2P	T	2				
				2*				
		A3D 1P	A9	1				
				1*				
		A3D 2Q	A9	1				
		A3D 2Q	T	1				
				2*				
		A3D 2T	A9	1				
				1*				
		A3D 2	A9	3	3	3	3	3
		A3D 2	T	2				
				5*	3	3	3	3
		A3D 1	A9	2	2	2	2	2
		A3D 1	T	1				
				3*	2	2	2	2
		AD 6	A9	1	2	2	2	2
				1*	2	2	2	2
		AD 5	A9	3	2	2	2	2
				3*	2	2	2	2
		AD 5N	A9	4	5	5	5	5
				4*	5	5	5	5
		AD 5Q	A9		1	1	1	1
				*	1	1	1	1
		WF 2	A9	3	2	2	2	2
		WF 2	T	1				
				4*	2	2	2	2
		AD 5W	A9	1	2	2	2	2
				1*	2	2	2	2
		AJ 1	T	1				
				1*				
		S2F 3	A9				2	2
		S2F 3	T	7				
				7*			2	2
		S2F 1	A9	3	4	4	2	2
		S2F 1	T	1				
				4*	4	4	2	2
		P2V 7	A9	2	2	2	2	2
				2*	2	2	2	2
		P2V 7S	T	1				
				1*				
		P2V 6M	A9	1	1	1	1	1
				1*	1	1	1	1
		P2V 5F	A9	6	7	7	7	7
				6*	7	7	7	7
		P2V 4	A9	3	2	2	2	2
				3*	2	2	2	2
		P2V 5FD	A9		1	1	1	1
				*	1	1	1	1
		P5M 1S	A9	1				
				1*				
		WV 2	A9	6	6	6	6	6
				6*	6	6	6	6
		WV 2E	T	1				
				1*				
		R5D 2 3	A9		2	2	2	2
				*	2	2	2	2
		R5D 3	A9	1				
				1*				
		R5D 4R	A9	1	1	1	1	1
				1*	1	1	1	1

[redacted]

DECLASSIFIED

[redacted]

TOTAL PROGRAM & NON-PROGRAM AIRCRAFT

TABLE 2 LOCATION OF AIRCRAFT INVENTORY AND PLANNED OPERATING ASSIGNMENTS

BY COMMAND AND UNIT

RDT&E UNIT	LOCATION	MODEL	INVENTORY STATUS	INVENTORY NO ON BOARD	PLANNED OPT'G. ASSIGNMENTS 31 MAR 1960	30 JUN 1960	30 SEP 1960	31 DEC 1960
		R4D 8	A9	1	4	3	3	3
				1*	4	3	3	3
		R4D 5 6	A9		6	3	3	3
				*	6	3	3	3
		R4D 6	A9	2				
		R4D 6	U	2				
				4*				
		R4D 5	A9	1				
		R4D 5	U	1				
				2*				
		R4D 6R	T	1				
				1*				
		R4Y 1 2	A9		2	2	2	2
				*	2	2	2	2
		R4Y 1	AR	1				
		R4Y 1	A9	2				
				3*				
		TF 1	A9	1	1	2	2	2
		TF 1	T	2				
				3*	1	2	2	2
		UF 1	A9	1				
				1*				
		JD 1	A9	1	1	1	1	1
				1*	1	1	1	1
		JD 1D	A9	1	3	3	3	3
				1*	3	3	3	3
		T2J 1	A9	1	1	2	2	2
		T2J 1	T	3				
				4*	1	2	2	2
		T2V 1	A9	4	3	3	3	3
				4*	3	3	3	3
		F9F 8T	A9	3				
		F9F 8T	D5	2				
		F9F 8T	T	3				
				8*				
		SNB 5	A9		1	1	1	1
				*	1	1	1	1
		T 34B	A9	1	1	1	1	1
				1*	1	1	1	1
		T 28B	A9	3	3	3	3	3
		T 28B	T	1				
				4*	3	3	3	3
		T 28BD	A9	2	4	4	4	4
				2*	4	4	4	4
		HSS 2	T	8				
				8*				
		HSS 1	A9	9				
		HSS 1	T	7				
				10*				
		HSS 1N	A9	1				
				1*				
		HOK 1	T	1				
				1*				
		HRS 3	A9	1	1	1	1	1
				1*	1	1	1	1
		HU2K 1	A9			1	1	1
		HU2K 1	T	2				
				2*		1	1	1
		HUK 1	A9	1				
				1*				
		HUS 1A	A9	1	2	1	1	1
				1*	2	1	1	1
		HUL 1	T	1				
				1*				
		HUP 2	A9	1	1	1	1	1
		HUP 2	T	1				
				2*	1	1	1	1

RDT&E UNIT	LOCATION	MODEL	INVENTORY STATUS	INVENTORY NO ON BOARD	PLANNED OPT'G ASSIGNMENTS 31 MAR 1960	30 JUN 1960	30 SEP 1960	31 DEC 1960
		HTK 1	T	2				
		HTK 1	TR	1				
				3*				
		HTL 7	T	1				
				1*				
		ZS2G 1	A9	1				
				1*				
		ZSG 4	A9		1	1	1	1
				*	1	1	1	1
		ZPG 2	A9	1	1	1	1	1
				1*	1	1	1	1
		ZPG 1	A9		1	1	1	1
				*	1	1	1	1
		ZPG 2W	A9		1			
				*	1			
		Y/F8U 1	A9	3				
				3*				
		Y/F11F 1	A9	2				
		Y/F11F 1	D5	1				
				3*				
		Y/FJ 4	A9	1				
				1*				
		Y/F3H 2N	A9	1				
				1*				
		Y/F3D 1	A9	1				
				1*				
		Y/F4D 1	A9	7				
				7*				
		Y/A4D 2	A9	5				
				5*				
		Y/FJ 4B	A9	1				
				1*				
		Y/A3D 2	A9	1				
				1*				
		Y/A3D 1	A9	1				
				1*				
		Y/S2F 1	A9	1				
				1*				
		Y/P2V 3W	A9	1				
				1*				
		Y/PBM5S2	A9	1				
				1*				
		Y/T2J 1	A9	4				
				4*				
		Y/T2V 1	A9	1				
				1*				
		Y/TV 2	A9	1				
				1*				
		Y/T 34B	A9	1				
				1*				
		Y/HSS 1N	A9	1				
				1*				
		Y/HSL 1	A9	1				
				1*				
		Y/HR2S 1	A9	1				
				1*				
		YF8U 2	A9	1				
				1*				
		YA4D 2N	A9	4				
				4*				

[redacted]

DECLASSIFIED

[redacted]

DECLASSIFIED

TOTAL PROGRAM & NON-PROGRAM AIRCRAFT

TABLE 2 LOCATION OF AIRCRAFT INVENTORY AND PLANNED OPERATING ASSIGNMENTS

BY COMMAND AND UNIT

29 February 1960

RDT&E UNIT	LOCATION	MODEL	INVENTORY STATUS	INVENTORY NO ON BOARD	PLANNED OPT'G. ASSIGNMENTS 31 MAR 1960	30 JUN 1960	30 SEP 1960	31 DEC 1960
		YA3D 2P	A9	2				
				2*				
		YA3D 2Q	A9	2				
				2*				
		YA3D 2T	A9	1				
				1*				
		YWV 2Q	A9	1				
				1*				
		YZPG 3W	E6	1				
				1*				
		F9F 6K	A9	22				
				22*				
		F6F 5K	A9	8				
				8*				
PROGRAM OPERATING				157	161	158	158	159
OPERATIONAL POOL				4				
TOTAL PROGRAM				161				
NON PROGRAM (INCLUDING DRONES)				187				
TOTAL INVENTORY				348				
NAS RDT&E	ANACOSTIA	R5D 4R	A9	1				
		Y/S2F 1	A9	1				
				2*				
INM	BOSTON	F3H 2N	TR	1				
		F3D 2	T	1				
		F3D 2M	T	1				
		F3D 1	U	1				
		F4D 1	T	1				
				5*				
ONR	BOSTON	R4D 6R	T	1				
				1*				
NASA	CLEVELAND	R4D 6	U	1				
				1*				
NLO	EDWARDS AFB	F11F 1	T	1				
		A4D 1	T	1				
		R4D 5	U	1				
				3*				
NPF	EL CENTRO	F3D 2	A9	2				
		A4D 1	A9	2				
		AD 5N	A9	1				
		P2V 4	A9	1				
		R4D 6	A9	1				
		F9F 8T	A9	1				
		F9F 8T	D5	1				
		Y/TV 2	A9	1				
				10*				
NAF RDT&E	CHINA LAKE	F3D 2T2	AR	2				
		F3D 2T2	A9	1				
		F4D 1	A9	1				
		F9F 6D	A9	3				
		FJ 3D2	A9	3				
		A4D 1	A9	1				
		FJ 4B	A9	1				
		AD 2	A9	1				
		P2V 4	A9	2				
		JD 1D	A9	1				
		T 28BD	A9	2				
		Y/P2V 3W	A9	1				
		F9F 6K	A9	16				
		F6F 5K	A9	7				
				42*				
NASWF	KIRTLAND AFB	F3H 2	A9	2				
		A4D 2	A9	1				
		A4D 2N	A9	1				
		FJ 4B	A9	1				
		A3D 2	A9	1				
		AD 5	A9	1				
		F9F 8T	A9	1				
		Y/T2V 1	A9	1				
				9*				
NADC	JOHNSVILLE	F8U 1P	A9	1				
		F9F 8P	A9	1				
		F9F 8B	A9	1				
		A3D 1P	A9	1				
		WF 2	A9	2				
		P2V 7	A9	2				
		P2V 5F	A9	1				
		WV 2	A9	1				
		R4D 8	A9	1				
		R4Y 1	AR	1				
		HSS 1N	A9	1				
		Y/A4D 2	A9	1				
		F9F 6K	A9	2				
		F6F 5K	A9	1				
				17*				
NATFSI	LAKEHURST	F8U 1	A9	1				
		F9F 8	A9	1				
		F3H 2M	A9	1				
		FJ 4	A9	2				
		F3D 2	A9	2				
		F4D 1	A9	1				
		F9F 8B	A9	1				
		A3D 2P	T	1				
		A3D 1	A9	1				
		AD 5N	A9	2				
		Y/F8U 1	A9	1				
				14*				
NAS	LAKEHURST	ZS2G 1	A9	1				
		YZPG 3W	E6	1				
				2*				
NASA	LANGLEY FLD	F11F 1	U	1				
				1*				
NASA	MOFFETT FLD	R4D 6	U	1				
				1*				
MINEDEFDEVU	PANAMA CITY	HSS 1	A9	1				
		Y/HSL 1	A9	1				
		Y/HR2S 1	A9	1				
				3*				
NAMC	PHILADELPHIA	AD 5N	A9	1				
		T2J 1	A9	1				
		Y/T 34B	A9	1				
				3*				

[redacted]

DECLASSIFIED

[redacted]

TOTAL PROGRAM & NON-PROGRAM AIRCRAFT

TABLE 2 **LOCATION OF AIRCRAFT INVENTORY AND PLANNED OPERATING ASSIGNMENTS**

DECLASSIFIED

BY COMMAND AND UNIT

RDT&E UNIT	LOCATION	MODEL	INVENTORY STATUS	INVENTORY NO ON BOARD	PLANNED OPT'G. ASSIGNMENTS 31 MAR 1960	30 JUN 1960	30 SEP 1960	31 DEC 1960
NATC RDT&E	PTXNT RIVER	F8U 2	A9	5				
		F8U 1	A9	1				
		F8U 1E	A9	1				
		F11F 1	A9	7				
		F9F 8	A9	1				
		F9F 6	A9	1				
		FJ 3	A9	3				
		FJ 3	D5	1				
		F3H 2	A9	2				
		F3H 2	D5	1				
		F3H 2N	A9	2				
		F4D 1	A9	6				
		A4D 2	A9	2				
		A4D 1	A9	1				
		FJ 4B	A9	3				
		F9F 8B	A9	2				
		A3D 2Q	A9	1				
		A3D 2T	A9	1				
		A3D 2	A9	1				
		AD 6	A9	1				
		AD 5	A9	1				
		WF 2	A9	1				
		AD 5W	A9	1				
		S2F 1	A9	1				
		P2V 5F	A9	3				
		P5M 1S	A9	1				
		WV 2	A9	2				
		R5D 3	A9	1				
		R4D 6	A9	1				
		R4D 5	A9	1				
		R4Y 1	A9	1				
		TF 1	A9	1				
		UF 1	A9	1				
		T2V 1	A9	4				
		F9F 8T	A9	1				
		F9F 8T	D5	1				
		T 28B	A9	3				
		HSS 1	A9	1				
		HRS 3	A9	1				
		HUK 1	A9	1				
		HUS 1A	A9	1				
		HUP 2	A9	1				
		Y/F8U 1	A9	2				
		Y/F11F 1	A9	2				
		Y/F11F 1	D5	1				
		Y/FJ 4	A9	1				
		Y/F3H 2N	A9	1				
		Y/F3D 1	A9	1				
		Y/F4D 1	A9	5				
		Y/A4D 2	A9	3				
		Y/FJ 4B	A9	1				
		Y/PBM5S2	A9	1				
		Y/T2J 1	A9	4				
		Y/HSS 1N	A9	1				
		YF8U 2	A9	1				
		YA4D 2N	A9	4				
		YA3D 2P	A9	2				
		YA3D 2Q	A9	2				
		YA3D 2T	A9	1				
		YWV 2Q	A9	1				
		F9F 6K	A9	4				
				111*				
USNMC RDT&E	POINT MUGU	F3H 2	A9	2				
		F8H 2	T	8				
		F3D 2M	A9	1				
		A4D 1	A9	1				
		A3D 1	A9	1				
		AD 5	A9	1				
		P2V 6M	A9	1				
		R4Y 1	A9	1				
		Y/F4D 1	A9	1				
		Y/A4D 2	A9	1				
		Y/A3D 2	A9	1				
		Y/A3D 1	A9	1				
				14*				
MCAS AES 12	QUANTICO	T 34B	A9	1				
				1*				
NATU	QUONSET PNT'	A4D 1	A9	1				
		S2F 1	A9	1				
		P2V 5F	A9	1				
		HSS 1	A9	1				
				4*				
INSMAT	SCHENECTADY	HSS 1	T	1				
				1*				
NADU	SO WEYMOUTH	F3D 2T2	A9	1				
		F4D 1	A9	2				
		S2F 1	A9	1				
		P2V 5F	A9	1				
		WV 2	A9	3				
		JD 1	A9	1				
		ZPG 2	A9	1				
		Y/F4D 1	A9	1				
				11*				
BUREAU OF NAVAL WEAPONS REPRESENTATIVES								
BWR RDT&E	BALTIMORE	F2H 2	T	1				
		F3D 2	T	1				
				2*				
BWR RDT&E	BETHPAGE	F11F 1	T	1				
		F11F 1F	T	1				
		A3D 1	T	1				
		WF 2	T	1				
		S2F 3	T	7				
		S2F 1	T	1				
		TF 1	T	2				
		F9F 8T	T	3				
		T 28B	T	1				
				18*				
BWR RDT&E	BLOOMFIELD	HOK 1	T	1				
		HU2K 1	T	2				
		HTK 1	T	2				
		HTK 1	TR	1				
				6*				
BWR RDT&E	BUFFALO	F3D 1	T	1				
				1*				
BWR RDT&E	BURBANK	P2V 7S	T	1				
		WV 2E	T	1				
				2*				
BWR RDT&E	COLUMBUS	FJ 4	T	1				
		F9F 8B	T	1				
		A3J 1	T	10				
		AJ 1	T	1				
		T2J 1	T	3				
				16*				
BWR RDT&E	DALLAS	F8U 2	T	1				
		F8U 1	T	3				
		F8U 2N	T	2				
		F3D 2M	T	1				
				7*				
BWR RDT&E	EST HARTFORD	HSS 2	T	8				
		HSS 1	T	6				
				14*				
BWR RDT&E	EL SEGUNDO	F4D 1	T	1				
		A4D 2	T	1				
		A4D 2N	T	4				
		A3D 2P	T	1				
		A3D 2Q	T	1				
		A3D 2	T	2				
				10*				
BWR RDT&E	FORT WORTH	HUL 1	T	1				
		HTL 7	T	1				
				2*				
BWR RDT&E	MORTON	HUP 2	T	1				
				1*				
BWR RDT&E	ST LOUIS	F3H 2	T	2				
		F3H 2N	T	1				
		F4H 1	T	9				
				12*				
BWR RDT&E	WICHITA	F3H 2	T	1				
				1*				
PROGRAM OPERATING				157				
OPERATIONAL POOL				4				
TOTAL PROGRAM				161				
NON PROGRAM (INCLUDING DRONES)				187				
TOTAL INVENTORY				348				

[redacted]

DECLASSIFIED

TOTAL PROGRAM & NON-PROGRAM AIRCRAFT

[redacted]

TABLE 2 LOCATION OF AIRCRAFT INVENTORY AND PLANNED OPERATING ASSIGNMENTS

BY COMMAND AND UNIT

BUWEPS FR UNIT	LOCATION	MODEL	INVENTORY STATUS	INVENTORY NO. ON BOARD	PLANNED OPT'G ASSIGNMENTS 31 MAR 1960	30 JUN 1960	30 SEP 1960	31 DEC 1960
OVERHAUL & REPAIR ACTIVITIES								
O&R BUWEPS FR	ALAMEDA	F8U 2	B	2				
		F8U 1	B	3				
		F8U 1	HO	1				
		F11F 1	B1	1				
		F11F 1	D1	1				
		F11F 1	EE	1				
		F9F 6	NX	1				
		FJ 4	D1	2				
		FJ 4	E1	5				
		FJ 4	E6	3				
		FJ 3	E1	1				
		FJ 3	E6	18				
		FJ 3	Y	1				
		FJ 3M	E1	2				
		FJ 3M	E6	6				
		F4D 1	B	1				
		F8U 1P	B	10				
		F9F 8P	NX	10				
		F9F 6Q	NX	1				
		F9F 8B	VY	1				
		FJ 3D	D1	1				
		FJ 3D	E1	5				
		FJ 3D	E6	1				
		FJ 3D2	B	1				
		A4D 2	D1	1				
		A4D 2	G7	1				
		A4D 2	HO	1				
		A4D 2	H7	1				
		A4D 1	D5	1				
		A4D 1	E5	1				
		A4D 1	E6	3				
		A4D 1	G7	1				
		A4D 1	H7	3				
		FJ 4B	B	3				
		FJ 4B	E6	5				
		FJ 4B	G6	3				
		FJ 4B	HP	1				
		FJ 4B	H7	2				
		A3D 2	D1	1				
		A3D 2	H5	1				
		AD 7	EJ	1				
		AD 7	EY	2				
		AD 6	E1	49				
		AD 6	E6	11				
		AD 6	H7	1				
		AD 5	D1	2				
		AD 5	E6	2				
		AD 5N	E1	22				
		AD 5N	E6	1				
		AD 5N	H7	2				
		AD 5Q	EJ	1				
		AD 5W	E1	5				
		AD 5W	E6	1				
		AD 5W	H7	1				
		AJ 2P	NX	1				
		P2V 7	D5	2				
		P2V 7	E5	2				
		P2V 7S	B1	3				
		P2V 7SX	D1	1				
		P2V 7SX	D5	8				
		P2V 7SX	E5	1				
		P2V 6	B	1				
		P2V 6	D5	2				
		P2V 6	E5	1				
		P2V 6M	E1	2				
		P2V 6M	E4	1				
		P2V 6M	E9	1				
		P2V 6TX	E9	1				
		P2V 6TX	NY	2				
		P2V 5F	D5	4				
		P2V 5F	E5	17				
		P2V 5FX	D5	1				
		P2V 5JF	E5	2				
		P2V 5S	B	2				
		P2V 5S	B1	2				
		P2V 5SX	D5	7				
		P2V 5SX	E5	1				
		P2V 5FD	D5	1				
		R4D 6	B	2				
		R4D 6	EJ	1				
		R4D 6	NX	1				
		R4D 5	NX	1				
		UF 2	B	3				
		UF 1	EJ	2				
		JD 1	NX	3				
		TV 2	NX	6				
		SNB 5	NX	2				
		HRS 3	B	2				
		HRS 3	EJ	1				
		HUS 1	B	16				
				315*				
O&R BUWEPS FR	CHERRY POINT	F3H 2M	EY	1				
		F3H 2M	NX	7				
		F3H 2M	OX	1				
		FJ 4	F1	1				
		FJ 3	D5	3				
		FJ 3	EY	1				
		FJ 3	E5	3				
		FJ 3	NX	14				
		FJ 3M	EN	2				
		FJ 3M	EY	6				
		FJ 3M	NX	35				
		F2H 4	EN	1				
		F2H 4	EY	1				
		F2H 4	E1	1				
		F2H 4	NX	3				
		F2H 3	NX	5				
		F2H 3	P4	1				
		F2H 3	S4	2				
		F2H 3	WF	2				
		F3H 2	B	3				
		F3H 2	D1	1				
		F3H 2	EN	1				
		F3H 2	EY	1				
		F3H 2	G5	5				
		F3H 2X	DE	4				
		F3H 2X	D5	2				
		F3H 2N	DE	1				
		F3H 2N	EY	3				
		F3H 2N	NX	10				
		FJ 3D	D5	1				
		FJ 3D	E5	3				
		FJ 3D2	B	2				
		FJ 3D2	E5	2				
		F3D 2Q	EJ	2				
		OE 2	E1	3				
		OE 1	E6	1				
		R4Q 2	B	1				
		R4Q 2	D3	10				
				146*				
O&R BUWEPS FR	JACKSONVILLE	F3D 2T2	NX	1				
		F4D 1	B	3				
		F4D 1	D1	1				
		F4D 1	E1	1				
		F4D 1	E6	1				
		F4D 1	G7	1				
		A3D 2P	B	1				
		A3D 2	D1	1				
		A3D 2	D5	1				
		A3D 2	E6	4				
		A3D 1	D1	3				
		AJ 2P	NX	1				
		R4D 8	D1	1				
		R4D 6	NX	1				
		TV 2	E6	1				
		HSS 1	B	2				
		HSS 1	C	1				
		HSS 1	D1	9				
		HSS 1	E1	5				
		HSS 1	G6	1				
		HOK 1	B1	8				
		HOK 1	D1	6				
		HOK 1	E1	1				
		HOK 1	E6	1				
		HOK 1	G5	1				
		HO4S 3	D1	7				
		HO4S 3	E1	1				
		HO4S 3	G5	1				
		HRS 3	D1	1				
		HRS 3	E1	10				
		HUS 1	B	1				
		HUS 1	D1	7				
		HUS 1	E6	1				
		HR2S 1	D1	2				
		HUS 1A	D1	1				
		HUL 1	C	2				
		HUL 1	D1	3				
		HUL 1	E1	1				
		HUP 2	D1	5				
		HUP 2	E1	9				
		HTL 6	D1	2				
		HTL 6	E1	2				
		HTL 6	E6	1				
		HTL 6	NX	8				
		HTL 4	RD	2				
				124*				

[redacted]

DECLASSIFIED

[redacted]

TOTAL PROGRAM & NON-PROGRAM AIRCRAFT

TABLE 2 LOCATION OF AIRCRAFT INVENTORY AND PLANNED OPERATING ASSIGNMENTS

BY COMMAND AND UNIT

BUWEPS FR UNIT	LOCATION	MODEL	INVENTORY STATUS	INVENTORY NO ON BOARD	PLANNED OPT'G. ASSIGNMENTS 31 MAR 1960	30 JUN 1960	30 SEP 1960	31 DEC 1960
O&R BUWEPS FR	LAKEHURST	ZS2G 1	MW	4				
		ZS2G 1	MX	1				
		ZS2G 1	MZ	4				
		ZSG 4	MX	3				
		ZSG 4	MY	2				
		ZPG 2	G7	1				
		ZPG 2	MX	2				
		ZPG 2	NX	1				
		ZPG 1	MY	1				
				19*				
O&R BUWEPS FR	NORFOLK	F8U 2	DA	1				
		F8U 2	G7	3				
		F8U 1	E6	1				
		F8U 1	G6	1				
		F8U 1E	DA	2				
		F8U 1E	D1	2				
		F11F 1	B	3				
		F11F 1	DA	2				
		F11F 1	D1	1				
		F11F 1	E5	1				
		F11F 1	E6	1				
		F11F 1	G7	1				
		F9F 8	MW	21				
		F9F 8	MX	4				
		F9F 8	NX	5				
		F9F 7	MW	11				
		F4D 1	F6	1				
		F8U 1P	DA	1				
		F9F 8P	MW	9				
		F9F 8P	MX	11				
		F9F 8P	NX	5				
		F9F 6D	H5	1				
		F9F 6D	NX	1				
		F9F 5KD	MW	2				
		F9F 8B	E1	4				
		F9F 8B	E6	1				
		F9F 8B	MX	7				
		F9F 8B	NY	1				
		F9F 8B	OY	1				
		F9F 8B	WB	2				
		AD 4NA	R	12				
		S2F 1	R	1				
		P2V 5F	E6	1				
		P2V 5S	C	1				
		P5M 1	MX	2				
		R5D 5	D3	1				
		R5D 3	DC	1				
		R5D 3	D3	1				
		R5D 3	E3	1				
		R5D 2	DC	1				
		R5D 2	D3	5				
		R5D 2Z	B	1				
		JD 1	D1	5				
		JD 1	MX	7				
		JD 1D	B	1				
		JD 1D	C	1				
		JD 1D	E1	1				
		TV 2	B	1				
		TV 2	NX	1				
		F9F 8T	C	4				
		F9F 8T	D1	4				
		F9F 8T	E6	1				
		F9F 8T	MX	1				
		SNB 5	NX	1				
		HUP 3	HP	17				
		HUP 3	MW	32				
		HTL 5	NX	1				
		HTL 5	P4	1				
		HTL 5	S4	2				
		HTL 4	MW	2				
		F9F 6K2	H5	1				
		F9F 6K2X	D4	2				
		F9F 6K	B	1				
		F9F 6K	B3	1				
		F9F 6K	DD	1				
		F9F 6K	M9	41				
		F9F 6KX	DD	1				
		F9F 6KX	D4	8				
		F9F 6KX	E4	75				
		F9F 6KX	E9	6				
		F9F 6KX	MW	57				
				412*				
O&R BUWEPS FR	PENSACOLA	F9F 8P	NX	2				
		S2F 2	DE	1				
		S2F 2	D5	4				
		S2F 2	EE	1				
		S2F 2	E5	2				
		S2F 1X	D5	9				
		S2F 1X	E5	3				
		S2F 1	B	2				
		S2F 1	D5	8				
		S2F 1	E5	29				
		S2F 1TX	DE	2				
		S2F 1TX	D5	10				
		S2F 1TX	E5	4				
		S2F 1S	B	1				
		S2F 1S	C	1				
		S2F 1S	DE	2				
		S2F 1S	D5	2				
		TF 1	D5	5				
		TF 1	EE	1				
		UF 2	B	1				
		UF 2	B1	8				
		UF 2	E1	1				
		UF 1	B	1				
		UF 1	D1	2				
		UF 1	E1	6				
		T2J 1	B	4				
		T2J 1	D1	1				
		T2V 1	DE	1				
		T2V 1	D5	9				
		SNB 5	DA	1				
		SNB 5	E1	3				
		SNB 5	E6	5				
		SNB 5P	E1	1				
		SNB 5P	E6	1				
		T 34B	B	1				
		T 34B	DA	1				
		T 34B	D1	19				
		T 34B	E1	13				
		T 34B	MW	175				
		T 28B	B	3				
		T 28B	DA	2				
		T 28B	D1	17				
		T 28B	E1	21				
		T 28C	B	2				
		T 28C	DA	1				
		T 28C	D1	27				
		T 28C	E1	25				
		HO4S 3	EJ	1				
		HTL 6	EJ	1				
		HTL 6	F1	1				
				440*				
O&R BUWEPS FR	QUONSET PNT	F3D 2T2	NX	2				
		A4D 2	D1	2				
		A4D 1	DE	2				
		A4D 1	D5	1				
		A4D 1	B	1				
		AD 7	DA	4				
		AD 7	D1	4				
		AD 6	DA	5				
		AD 6	D1	25				
		AD 6	E1	16				
		AD 6	E6	2				
		AD 6	B	2				
		AD 5	B	4				
		AD 5	DA	4				
		AD 5	D1	18				
		AD 5	E1	1				
		AD 5N	C	1				
		AD 5N	E1	13				
		AD 5N	E6	4				
		AD 5N	NX	1				
		AD 5Q	DA	1				
		AD 5Q	D1	9				
		AD 5Q	E1	5				
		AD 5W	B	4				
		AD 5W	D1	1				
		AD 5W	E1	9				
		AD 5W	E6	2				
		AD 5W	NX	1				
		P2V 5F	D1	1				
		P2V 5F	EN	1				
		UC 1	D1	1				
		SNB 5	EN	1				
		HSS 1	F6	1				
		HUK 1	EN	1				
				150*				

[redacted]

DECLASSIFIED

CONFIDENTIAL

TOTAL PROGRAM & NON-PROGRAM AIRCRAFT

TABLE 2 LOCATION OF AIRCRAFT INVENTORY AND PLANNED OPERATING ASSIGNMENTS

BY COMMAND AND UNIT

BUWEPS FR UNIT	LOCATION	MODEL	INVENTORY STATUS	INVENTORY NO ON BOARD	PLANNED OPT'G. ASSIGNMENTS 31 MAR 1960	30 JUN 1960	30 SEP 1960	31 DEC 1960
O&R BUWEPS FR	SAN DIEGO	F8U 1	D1	1				
		F8U 1E	B	1				
		F8U 1E	G6	1				
		F11F 1	Y	1				
		F3H 2M	NX	3				
		F2H 4	MY	2				
		F2H 4	NX	1				
		F2H 4	Y	2				
		F2H 3	E6	3				
		F2H 3	HO	1				
		F2H 3	Y	1				
		F3H 2	B	8				
		F3H 2	D1	1				
		F3H 2	Y	2				
		F3H 2X	D4	1				
		F3H 2X	E4	1				
		F3H 2X	G8	1				
		F3H 2X	H4	1				
		F3H 2N	E4	1				
		F3H 2N	H4	7				
		F3D 2	P3	1				
		F3D 2T2	D5	3				
		F3D 2T2	E1	2				
		F3D 2T2	P4	1				
		F3D 2M	E1	1				
		F4D 1	D1	5				
		F4D 1	D5	1				
		F4D 1	NX	1				
		F8U 1P	D1	2				
		F9F 2KD	NX	1				
		F3D 2Q	D1	2				
		F3D 2Q	Y	1				
		F9F 8B	EN	1				
		AD 6	EJ	1				
		AD 6	EN	1				
		S2F 2	D5	3				
		S2F 1	DA	1				
		S2F 1	D5	4				
		S2F 1	E5	7				
		P5M 2	D1	1				
		P5M 1	DA	1				
		P5M 1	E1	7				
		P5M 1	G5	1				
		P5M 1	NX	8				
		P5M 1SX	D1	1				
		P5M 1SX	G7	2				
		P5M 1SX	H7	1				
		P5M 1SX	MY	6				
		OE 2	F1	1				
		JD 1	OX	1				
		TV 2	E1	27				
		TV 2	E6	6				
		TV 2	NX	1				
		TV 2D	E6	1				
		TV 2D	P4	1				
		HSS 1	B	1				
		HSS 1	DA	2				
		HSS 1	D1	11				
		HSS 1	E1	2				
		HSS 1N	D1	1				
		HOK 1	D	1				
		HOK 1	EJ	1				
		HOK 1	EN	2				
		HOK 1	EY	3				
		HRS 3	B	8				
		HRS 3	D1	5				
		HRS 3	E1	1				
		HRS 3	E6	2				
		HRS 3	Y	1				
		HUS 1	D1	1				
		HUP 2	DA	1				
		HUP 2	D1	4				
		YF2Y 1	P3	1				
				188*				

BUWEPS FR UNIT	LOCATION	MODEL	INVENTORY STATUS	INVENTORY NO. ON BOARD	PLANNED OPT'G ASSIGNMENTS 31 MAR 1960	30 JUN 1960	30 SEP 1960	31 DEC 1960
BUREAU OF NAVAL WEAPONS REPRESENTATIVES								
BWR FR	BALTIMORE	P5M 2	D1	1				
		P5M 2S	B3	3				
		P5M 2SX	D1	26				
		WV 2Q	G4	5				
		R6D 1	D3	7				
		R6D 1Z	D3	1				
		R4Y 2	D3	1				
		R4Y 1	D3	4				
				48*				
BWR FR	BETHPAGE	WF 2	G5	11				
		WF 2	H5	3				
		S2F 3	V	1				
		S2F 1	R	3				
		S2F 1S	G5	1				
		UF 2	B	1				
		UF 2X	G4	4				
				24*				
BWRR FR	BLOOMFIELD	HU2K 1	V	1				
				1*				
BWR FR	BURBANK	P2V 7	B	1				
		P2V 7SX	G5	9				
		P2V 5S	B	3				
		P2V 5S	C	2				
		P2V 5SX	G5	29				
		T2V 1	G5	1				
				45*				
BWR FR	COLUMBUS	T2J 1	B	19				
		T2J 1	G5	7				
		T2J 1	Q1	1				
				27*				
BWR FR	DALLAS	F8U 2	B	8				
		F8U 1	B	9				
		F8U 1	D5	35				
		F8U 1P	B	6				
				58*				
BWR FR	EL SEGUNDO	F4D 1	G5	1				
		A4D 2	G5	1				
		A4D 2N	B	9				
		A4D 2N	V	71				
		A3D 2P	C	1				
		A3D 2P	G5	2				
		A3D 2P	V	2				
		A3D 2Q	G5	2				
		A3D 2Q	V	3				
		A3D 2Q	Y	1				
		A3D 2T	V	1				
		A3D 2	G5	3				
				97*				
BWR FR	EST HARTFORD	HSS 1N	R	5				
		HUS 1	V	9				
		HR2S 1	V	1				
				15*				
BWR FR	ONTARIO	R4D 8	B	2				
		R4D 8	D1	9				
		R4D 6	B	1				
		R4D 6	D1	2				
		R4D 5	D1	6				
		R4D 8Z	D1	1				
		R4D 6S	D1	1				
		R4D 5S	D1	1				
		R4D 7	D1	3				
				26*				
BWR FR	ST LOUIS	F4H 1	B	8				
				8*				

CONFIDENTIAL

TOTAL PROGRAM & NON-PROGRAM AIRCRAFT

TABLE 2 LOCATION OF AIRCRAFT INVENTORY AND PLANNED OPERATING ASSIGNMENTS

DECLASSIFIED

BY COMMAND AND UNIT

BUWEPS FR UNIT	LOCATION	MODEL	INVENTORY STATUS	INVENTORY NO. ON BOARD	PLANNED OPT'G. ASSIGNMENTS 31 MAR 1960	30 JUN 1960	30 SEP 1960	31 DEC 1960
MISCELLANEOUS BUWEPS ACTIVITIES								
POOL BUWEPS FR	BRUNSWICK	ZS2G 1	MW	2				
		ZSG 4	MW	2				
				4*				
POOL BUWEPS FR	MAYPORT	AD 6	EN	1				
				1*				
POOL BUWEPS FR	SO WEYMOUTH	F9F 6	Y	1				
		ZPG 2W	MX	1				
				2*				
ACFT ON LOAN BUWEPS FR								
ARGENTINA		F9F 2	U	4				
				4*				
ATOM ENER COMM		R4D 6R	U	1				
				1*				
BLATZ AIRLINES		R4D 6R	U	1				
				1*				
CAL AIR CHARTR		R4D 5R	U	1				
				1*				
CEN AIRLNE INC		R4D 6R	U	2				
		R4D 5R	U	1				
				3*				
DEPT OF AGRI		SNB 5	U	1				
		R4D 6S	U	1				
				2*				
DEPT OF INT		R4D 6Q	U	1				
				1*				
DEPT OF JUSTCE		R4D 5	U	2				
				2*				
FED AVN AGENCY		F9F 8P	U	2				
		R4D 5	U	1				
		R4D 6R	U	15				
		R4D 5R	U	1				
		R4D 6Z	U	3				
		R4D 5Z	U	1				
		F9F 8T	U	1				
		R4D 6Q	U	2				
		R4D 5Q	U	2				
		R4D 6S	U	10				
		HR2S 1	U	1				
				39*				
GEN ELEC CO		XF4D 1	U	1				
				1*				
LAKE CEN AIRLN		R4D 6R	U	1				
		R4D 5R	U	1				
				2*				
NO CEN AIRLNS		R4D 6R	U	2				
				2*				
OZARK AIR INC		R4D 5R	U	3				
				3*				
TRANS TEX AIRW		R4D 5R	U	2				
				2*				
U S ARMY		A4D 1	U	1				
		R4D 6Q	U	4				
		R4D 5Q	U	1				
		R4D 6S	U	1				
		R4D 5S	U	1				
				8*				
USAF		F8U 1D	U	1				
		TV 2D	U	1				
		TV 2KD	U	1				
				3*				
U S CG		R5D 4R	U	1				
				1*				
STORAGE FACILITIES								
STORAGE FACLTY	LITCHFLD PRK	F8U 1	MX	2				
		F11F 1	MX	12				
		F9F 8	MX	94				
		F9F 8	MY	1				
		F9F 8	P4	3				
		F9F 7	MX	35				
		F9F 6	MX	166				
		F9F 6	P4	1				
		F3H 2M	MX	44				
		F3H 2M	MY	3				
		FJ 3	MX	69				
		FJ 3M	MX	11				
		F2H 4	MX	4				
		F2H 4	P4	10				
		F2H 4	WB	7				
		F2H 3	MX	23				
		F2H 3	P4	3				
		F2H 3	WB	6				
		F3H 2N	MX	12				
		F3D 2T2	MX	11				
		F3D 2T2	P4	14				
		F4D 1	MX	14				
		F8U 1P	MX	14				
		F9F 8P	MX	45				
		F9F 6D	MX	11				
		FJ 3D	MX	1				
		F9F 5KD	MX	2				
		F9F 2KD	MX	1				
		F9F 8B	MX	47				
		F9F 8B	MY	2				
		F9F 8B	P4	23				
		F9F 8B	WB	3				
		AD 6	MX	115				
		AD 6	MY	4				
		AD 5	C	1				
		AD 5	MX	15				
		AD 5	P4	11				
		AD 5	WB	1				
		AD 4NA	R	53				
		AD 5N	MX	23				
		AD 5N	P4	4				
		AD 5Q	MX	1				
		AD 5W	MX	72				
		P2V 6	MX	6				
		P2V 6F	MX	1				
		P2V 6M	MX	5				
		P2V 6T	MX	2				
		P2V 4	MX	17				
		P2V 3B	MX	12				
		P2V 3W	MX	5				
		WV 2	MX	11				
		R4Q 1	MX	32				
		R4Q 1	MY	1				
		R4D 6	F1	1				
		R4D 6	MX	5				
		R4D 5	MX	7				
		R4D 6R	MX	3				
		R4D 5R	MX	7				
		R4D 6Z	MX	3				
		UF 1	MX	9				
		JD 1	MX	23				
		JD 1	P4	3				
		JD 1X	EM	1				
		JD 1X	MX	10				
		JD 1D	MX	4				
		JD 1D	P4	1				
		TV 2	MX	253				
		TV 2	P4	20				
		TV 2D	MX	3				
		TV 2KD	MX	6				
		TV 2KD	P4	1				
		SNB 5	MX	203				
		SNB 5	MY	15				
		SNB 5	P4	3				
		SNB 5P	MX	9				
		T 34B	MX	1				
		T 28B	MX	12				
		T 28C	MX	65				
		R4D 6Q	WB	1				
		R4D 5Q	MX	1				
		R4D 5Q	WB	1				
		R4D 6S	MX	5				
		R4D 5S	MX	8				
		HO4S 3	MX	1				
		HUP 2	P4	1				
		F9F 6K	C	2				
		F9F 6K	MY	24				
		P4Y 2K	MY	11				
				1810*				
NON OPERATIONAL SUPPORT				1454				
RESERVE STOCK				2067				
TOTAL PROGRAM				3521				
NON PROGRAM (INCLUDING DRONES)				515				
TOTAL INVENTORY				4036				

[redacted]

DECLASSIFIED

TABLE 3 PROGRAM AIRCRAFT

PROGRAM INVENTORY BY STATUS AND PLANNED OPERATING ASSIGNMENTS

BY COMMAND, CLASS AND MODEL

CLASS AND MODEL	COMMAND	TOTAL	BUWEPS FR: NON OPERATIONAL SUPPORT	BUWEPS FR: RESERVE STOCK	OPERATING COMMANDS: OPERATIONAL POOL: READY FOR ISSUE	OPERATING COMMANDS: OPERATIONAL POOL: NOT READY FOR ISSUE: UNDG. PAR AIRLINE [redacted]	OPERATING COMMANDS: OPERATIONAL POOL: NOT READY FOR ISSUE: OTHER	OPERATING COMMANDS: ON BOARD OPERATING INV.	PLANNED OPT'G ASSIGNMENTS: 31 MAR 1960	PLANNED OPT'G ASSIGNMENTS: 30 JUN 1960	PLANNED OPT'G ASSIGNMENTS: 30 SEP 1960	PLANNED OPT'G ASSIGNMENTS: 31 DEC 1960
	LANT	2104			119	87	52	1846	1896	1884	1847	1848
	PAC	2526			115	142	128	2141	2243	2249	2225	2246
	NABS	542				4	3	535	489	493	536	536
	NATRA	1541			44	30	52	1415	1453	1276	1256	1236
	NART	821			32	44	21	724	784	778	760	722
	RDT&E	161				4		157	161	158	158	159
	BUWPS	3521	1454	2067								
		11216	1454	2067	310	311	256	6818	7026	6838	6782	6747
FIGHTER JET	LANT	503			48	36	9	410	417	413	412	412
	PAC	747			79	69	43	556	620	626	623	633
	NABS	12						12	7	7	7	7
	NATRA	115				12	1	102	150	131	131	131
	NART	182			10	25	3	144	158	166	150	112
	RDT&E	61				2		59	61	61	61	61
	BUWPS	1010	266	744								
		2630	266	744	137	144	56	1283	1413	1404	1384	1356
ATTACK JET	LANT	401			3	23	19	356	366	365	367	359
	PAC	504			8	48	22	426	463	464	466	469
	NABS	2					1	1				
	NATRA	130			43		2	85	132	116	116	116
	NART	80			5		4	71	66	58	50	50
	RDT&E	27						27	22	22	22	23
	BUWPS	205	147	58								
		1349	147	58	59	71	48	966	1049	1025	1021	1017
ATTACK PROP	LANT	177			13		8	156	156	154	154	154
	PAC	200			5	1	7	187	195	192	188	188
	NABS	19						19	12	12	12	12
	NATRA	43					1	42	31	30	30	30
	NART	76			2			74	70	70	70	70
	RDT&E	12						12	14	14	14	14
	BUWPS	487	253	234								
		1014	253	234	20	1	16	490	478	472	468	468
ANTI SUBMARINE	LANT	141			4	10	3	124	125	124	122	122
	PAC	90			7	2	1	80	80	80	80	80
	NABS	2				1		1	2	2	2	2
	NATRA	94				5		89	77	77	77	77
	NART	186			10	15	1	160	174	174	168	168
	RDT&E	3						3	4	4	4	4
	BUWPS	98	98									
		614	98		21	33	5	457	462	461	453	453
PATROL	LANT	201			1	2	2	196	191	186	182	182
	PAC	187			4	2	6	175	174	173	170	170
	NABS	1						1				
	NATRA	19						19	16			
	NART	104			1	4	3	96	100	97	96	96
	RDT&E	13						13	13	13	13	13
	BUWPS	221	155	66								
		746	155	66	6	8	11	500	494	469	461	461
WARNING	LANT	57			9	6	3	39	47	47	40	40
	PAC	52				9		43	46	46	37	37
	NABS	3				1		2	3	3	3	3
	NATRA	6						6	4	4	4	4
	RDT&E	6						6	6	6	6	6
	BUWPS	16	5	11								
		140	5	11	9	16	3	96	106	106	90	90
OBSERVATION	LANT	14			2			12	12	12	12	12
	PAC	27					2	25	24	24	24	24
	BUWPS	5	5									
		46	5		2		2	37	36	36	36	36
TRANSPORT	LANT	142			5	3	1	133	140	138	129	130
	PAC	133				3	6	124	118	117	116	116
	NABS	80				2	1	77	81	81	94	94
	NATRA	18					2	16	18	23	23	24
	NART	59					7	52	59	56	57	57
	RDT&E	10						10	16	13	13	13
	BUWPS	128	67	61								
		570	67	61	5	8	17	412	432	428	432	434
UTILITY	LANT	31			1		1	29	32	31	30	30
	PAC	44					3	41	38	37	37	37
	NABS	18						18	17	17	17	17
	NATRA	2						2	2	2	2	2
	RDT&E	3						3	4	4	4	4
	BUWPS	92	35	57								
		190	35	57	1		4	93	93	91	90	90

[redacted]

[redacted]

DECLASSIFIED

TABLE 3

PROGRAM AIRCRAFT

PROGRAM INVENTORY BY STATUS AND PLANNED OPERATING ASSIGNMENTS

BY COMMAND, CLASS AND MODEL

CLASS AND MODEL	COMMAND	TOTAL	BUWEPS FR: NON OPERATIONAL SUPPORT	BUWEPS FR: RESERVE STOCK	OPERATING COMMANDS: OPERATIONAL POOL: READY FOR ISSUE	OPERATING COMMANDS: OPERATIONAL POOL: NOT READY FOR ISSUE: UNDG. PAR AIRLINE & PROG. MAINT.	OPERATING COMMANDS: OPERATIONAL POOL: NOT READY FOR ISSUE: OTHER	OPERATING COMMANDS: ON BOARD OPERATING INV.	PLANNED OPT'G ASSIGNMENTS: 31 MAR 1960	PLANNED OPT'G ASSIGNMENTS: 30 JUN 1960	PLANNED OPT'G ASSIGNMENTS: 30 SEP 1960	PLANNED OPT'G ASSIGNMENTS: 31 DEC 1960
TRAINING JET	LANT	105			14	7	3	81	85	87	87	87
	PAC	164			7	8	13	136	140	133	125	125
	NABS	85					1	84	76	78	93	93
	NATRA	296				13	3	280	259	189	184	163
	NART	44			2		2	40	55	55	61	61
	RDT&E	10				2	-	8	4	5	5	5
	BUWPS	358	87	271								
		1062	87	271	23	30	22	629	619	547	555	534
TRAINING PROP	LANT	67			14		1	52	59	55	41	41
	PAC	84			2		1	81	62	62	57	57
	NABS	254						254	228	230	245	245
	NATRA	739			1		43	695	677	617	604	604
	NART	47			1			46	48	48	48	48
	RDT&E	6						6	9	9	9	9
	BUWPS	647	149	498								
		1844	149	498	18		45	1134	1083	1021	1004	1004
ROTARY WING	LANT	255			3		2	250	258	264	263	271
	PAC	294			3		24	267	283	295	301	309
	NABS	66						66	63	63	63	63
	NATRA	79						79	87	87	85	85
	NART	43			1		1	41	54	54	60	60
	RDT&E	8						8	4	4	4	4
	BUWPS	230	186	44								
		975	186	44	7		27	711	749	767	776	792
AIRSHIPS	LANT	10			2			8	8	8	8	8
	RDT&E	2						2	4	3	3	3
	BUWPS	24	1	23								
		36	1	23	2			10	12	11	11	11
		11216	1454	2067	310	311	256	6818	7026	6838	6782	6747
FIGHTER JET												
VF DAY	LANT	248			11	22	3	212	213	213	210	209
	PAC	335			58	30	27	220	252	252	236	250
	NATRA	68				12	1	55	117	112	112	122
	NART	136			10	25	3	98	114	122	118	102
	RDT&E	25				1		24	28	27	25	25
	BUWPS	679	140	539								
		1491	140	539	79	90	34	609	724	726	701	708
VF AW	LANT	193			32	11	5	145	154	154	156	157
	PAC	302			19	39	8	236	267	273	286	282
	NATRA	39						39	24	10	10	
	NART	46						46	44	44	32	10
	RDT&E	28				1		27	28	29	31	31
	BUWPS	173	84	89								
		781	84	89	51	51	13	493	517	510	515	480
VF P	LANT	47			5	2	1	39	37	33	33	33
	PAC	56			2		4	50	50	50	50	50
	NABS	1						1	1	1	1	1
	NATRA	8						8	9	9	9	9
	RDT&E	2						2	2	2	2	2
	BUWPS	115	19	96								
		229	19	96	7	2	5	100	99	95	95	95
VF D	LANT	8				1		7	7	7	7	7
	PAC	29					3	26	26	26	26	26
	NABS	11						11	6	6	6	6
	RDT&E	6						6	3	3	3	3
	BUWPS	32	18	14								
		86	18	14		1	3	50	42	42	42	42
VF KD	PAC	9						9	7	7	7	7
	BUWPS	6		6								
		15		6				9	7	7	7	7
VF Q	LANT	7						7	6	6	6	6
	PAC	16					1	15	18	18	18	18
	BUWPS	5	5									
		28	5				1	22	24	24	24	24
		2630	266	744	137	144	56	1283	1413	1404	1384	1356

[redacted]

DECLASSIFIED

TABLE 3 PROGRAM AIRCRAFT

PROGRAM INVENTORY BY STATUS AND PLANNED OPERATING ASSIGNMENTS

BY COMMAND, CLASS AND MODEL

CLASS AND MODEL	COMMAND	TOTAL	BUWEPS FR: NON OPERATIONAL SUPPORT	BUWEPS FR: RESERVE STOCK	OPERATING COMMANDS: OPERATIONAL POOL: READY FOR ISSUE	OPERATING COMMANDS: OPERATIONAL POOL: NOT READY FOR ISSUE: UNDG. PAR AIRLINE & PROG. MAINT.	OPERATING COMMANDS: OPERATIONAL POOL: NOT READY FOR ISSUE: OTHER	OPERATING COMMANDS: ON BOARD OPERATING INV.	PLANNED OPT'G ASSIGNMENTS: 31 MAR 1960	PLANNED OPT'G ASSIGNMENTS: 30 JUN 1960	PLANNED OPT'G ASSIGNMENTS: 30 SEP 1960	PLANNED OPT'G ASSIGNMENTS: 31 DEC 1960
ATTACK JET												
VA DAY	LANT	316			3	15	17	281	281	280	280	280
	PAC	428			8	42	14	364	390	390	390	389
	NABS	1					1					
	NATRA	130			43		2	85	132	116	116	116
	NART	80			5		4	71	66	58	50	50
	RDT&E	19						19	17	17	17	17
	BUWPS	178	120	58								
		1152	120	58	59	57	38	820	886	861	853	852
VA AW	LANT											3
	PAC								1	1	1	1
	RDT&E											1
									1	1	1	5
VA P	LANT	8						8	10	10	10	9
	PAC	9						9	10	10	10	10
	RDT&E	1						1				
	BUWPS	6	6									
		24	6					18	20	20	20	19
VA Q	LANT	5						5	8	8	8	8
	PAC	3						3	8	9	9	9
	RDT&E	1						1				
	BUWPS	6	6									
		15	6					9	16	17	17	17
VA HT	LANT	2						2	4	4	4	4
	PAC	3					1	2	4	4	4	4
	RDT&E	1						1				
	BUWPS	1	1									
		7	1				1	5	8	8	8	8
VA H	LANT	70				8	2	60	63	63	65	55
	PAC	61				6	7	48	50	50	52	56
	NABS	1						1				
	RDT&E	5						5	5	5	5	5
	BUWPS	14	14									
		151	14			14	9	114	118	118	122	116
		1349	147	58	59	71	48	966	1049	1025	1021	1017
ATTACK PROP												
VA DAY	LANT	114			9		5	100	98	96	96	96
	PAC	137			4		5	128	129	125	123	123
	NABS	17						17	10	10	10	10
	NATRA	34					1	33	28	27	27	27
	NART	56						56	59	59	59	59
	RDT&E	4						4	4	4	4	4
	BUWPS	291	157	134								
		653	157	134	13		11	338	328	321	319	319
VA AW	LANT	15			2		1	12	14	14	14	14
	PAC	19				1		18	18	18	18	18
	NABS	2						2	2	2	2	2
	NATRA	9						9	3	3	3	3
	NART	20			2			18	11	11	11	11
	RDT&E	4						4	6	6	6	6
	BUWPS	84	59	25								
		153	59	25	4	1	1	63	54	54	54	54
VA W	LANT	46			2		2	42	44	44	44	44
	PAC	40			1		2	37	48	49	47	47
	RDT&E	4						4	4	4	4	4
	BUWPS	110	37	73								
		200	37	73	3		4	83	96	97	95	95
VA P	BUWPS	2		2								
		2		2								
VA Q	LANT	2						2				
	PAC	4						4				
		6						6				
		1014	253	234	20	1	16	490	478	472	468	468

[redacted]

DECLASSIFIED

TABLE 3 PROGRAM AIRCRAFT

PROGRAM INVENTORY BY STATUS AND PLANNED OPERATING ASSIGNMENTS

BY COMMAND, CLASS AND MODEL

CLASS AND MODEL	COMMAND	TOTAL	BUWEPS FR: NON OPERATIONAL SUPPORT	BUWEPS FR: RESERVE STOCK	OPERATING COMMANDS: OPERATIONAL POOL: READY FOR ISSUE	OPERATING COMMANDS: OPERATIONAL POOL: NOT READY FOR ISSUE: UNDG. PAR AIRLINE & PROG. MAINT.	OPERATING COMMANDS: OPERATIONAL POOL: NOT READY FOR ISSUE: OTHER	OPERATING COMMANDS: ON BOARD OPERATING INV.	PLANNED OPT'G ASSIGNMENTS: 31 MAR 1960	PLANNED OPT'G ASSIGNMENTS: 30 JUN 1960	PLANNED OPT'G ASSIGNMENTS: 30 SEP 1960	PLANNED OPT'G ASSIGNMENTS: 31 DEC 1960
ANTI SUBMARINE												
VS	LANT	141			4	10	3	124	125	124	122	122
	PAC	90			7	2	1	80	80	80	80	80
	NABS	2				1		1	2	2	2	2
	NATRA	94				5		89	77	77	77	77
	NART	186			10	15	1	160	174	174	168	168
	RDT&E	3						3	4	4	4	4
	BUWPS	98	98									
		614	98		21	33	5	457	462	461	453	453
		614	98		21	33	5	457	462	461	453	453
PATROL												
VP L	LANT	148				2	1	145	139	138	138	138
	PAC	116			1	2	3	110	108	108	108	108
	NATRA	19						19	16			
	NART	104			1	4	3	96	100	97	96	96
	RDT&E	12						12	12	12	12	12
	BUWPS	160	110	50								
		559	110	50	2	8	7	382	375	355	354	354
VP LD	LANT	2						2	2	2	2	2
	PAC	2						2	2	2	2	2
	NABS	1						1				
	RDT&E								1	1	1	1
	BUWPS	1	1									
		6	1					5	5	5	5	5
VP S	LANT	51			1		1	49	50	46	42	42
	PAC	69			3		3	63	64	63	60	60
	RDT&E	1						1				
	BUWPS	60	44	16								
		181	44	16	4		4	113	114	109	102	102
		746	155	66	6	8	11	500	494	469	461	461
WARNING												
VW WEA	LANT	7			3		1	3	6	6	6	6
		7			3		1	3	6	6	6	6
VW AEW	LANT	49			6	6	2	35	37	37	30	30
	PAC	51				9		42	43	43	34	34
	NABS	3				1		2	3	3	3	3
	NATRA	6						6	4	4	4	4
	RDT&E	6						6	6	6	6	6
	BUWPS	11		11								
		126		11	6	16	2	91	93	93	77	77
VW Q	LANT	1						1	4	4	4	4
	PAC	1						1	3	3	3	3
	BUWPS	5	5									
		7	5					2	7	7	7	7
		140	5	11	9	16	3	96	106	106	90	90
OBSERVATION												
VO	LANT	14			2			12	12	12	12	12
	PAC	27					2	25	24	24	24	24
	BUWPS	5	5									
		46	5		2		2	37	36	36	36	36
		46	5		2		2	37	36	36	36	36
TRANSPORT												
VR H	LANT	29			2	1	1	25	27	27	28	30
	PAC	56				1	4	51	50	50	50	50
	NABS	12						12	12	12	13	13
	NATRA	5						5	5	5	5	5
	NART	40					7	33	40	39	40	40
	RDT&E	2						2	3	3	3	3
	BUWPS	19	19									
		163	19		2	2	12	128	137	136	139	141

[redacted]

DECLASSIFIED

[redacted]

TABLE 3 PROGRAM AIRCRAFT

PROGRAM INVENTORY BY STATUS AND PLANNED OPERATING ASSIGNMENTS

BY COMMAND, CLASS AND MODEL

CLASS AND MODEL	COMMAND	TOTAL	BUWEPS FR: NON OPERATIONAL SUPPORT	BUWEPS FR: RESERVE STOCK	OPERATING COMMANDS: OPERATIONAL POOL: READY FOR ISSUE	OPERATING COMMANDS: NOT READY FOR ISSUE: UNDG. PAR AIRLINE & PROG. MAINT.	OPERATING COMMANDS: NOT READY FOR ISSUE: OTHER	ON BOARD OPERATING INV.	PLANNED OPT'G ASSIGNMENTS: 31 MAR 1960	30 JUN 1960	30 SEP 1960	31 DEC 1960
VR M	LANT	88			3			85	90	88	83	82
	PAC	46					2	44	44	43	42	42
	NABS	54				1	1	52	58	58	64	64
	NATRA	13					2	11	13	18	18	19
	NART	18						18	19	17	17	17
	RDT&E	7						7	12	8	8	8
	BUWPS	103	42	61								
		329	42	61	3	1	5	217	236	232	232	232
VR C	LANT	25				2		23	23	23	18	18
	PAC	31				2		29	24	24	24	24
	NABS	14				1		13	11	11	17	17
	NART	1						1				
	RDT&E	1						1	1	2	2	2
	BUWPS	6	6									
		78	6			5		67	59	60	61	61
		570	67	61	5	8	17	412	432	428	432	434
UTILITY												
VU SAR	LANT	21			1		1	19	21	20	19	19
	PAC	23					2	21	21	20	20	20
	NABS	17						17	17	17	17	17
	NATRA	2						2	2	2	2	2
	RDT&E	1						1				
	BUWPS	35	26	9								
		99	26	9	1		3	60	61	59	58	58
VU TOW	LANT	9						9	11	11	11	11
	PAC	16					1	15	14	14	14	14
	RDT&E	1						1	1	1	1	1
	BUWPS	50	6	44								
		76	6	44			1	25	26	26	26	26
VU T&D	LANT	1						1				
	PAC	5						5	3	3	3	3
	NABS	1						1				
	RDT&E	1						1	3	3	3	3
	BUWPS	7	3	4								
		15	3	4				8	6	6	6	6
		190	35	57	1		4	93	93	91	90	90
TRAINING JET												
VT	LANT	105			14	7	3	81	85	87	87	87
	PAC	156			7	8	12	129	134	127	119	119
	NABS	82					1	81	76	78	93	93
	NATRA	296				13	3	280	259	189	184	163
	NART	44			2		2	40	55	55	61	61
	RDT&E	10				2		8	4	5	5	5
	BUWPS	348	86	262								
		1041	86	262	23	30	21	619	613	541	549	528
VT D	PAC	8					1	7	6	6	6	6
	NABS	2						2				
	BUWPS	4	1	3								
		14	1	3			1	9	6	6	6	6
VT KD	NABS	1						1				
	BUWPS	6		6								
		7		6				1				
		1062	87	271	23	30	22	629	619	547	555	534
TRAINING PROP												
VT ME	LANT	50			8			42	42	38	25	25
	PAC	64			2		1	61	45	45	40	40
	NABS	206						206	184	186	201	201
	NATRA	124					1	123	112	96	96	96
	NART	43			1			42	42	42	42	42
	RDT&E								1	1	1	1
	BUWPS	231	10	221								
		718	10	221	11		2	474	426	408	405	405

[redacted]

[redacted]

DECLASSIFIED

TABLE 3 PROGRAM AIRCRAFT

PROGRAM INVENTORY BY STATUS AND PLANNED OPERATING ASSIGNMENTS

BY COMMAND, CLASS AND MODEL

CLASS AND MODEL	COMMAND	TOTAL	BUWEPS FR: NON OPERATIONAL SUPPORT	BUWEPS FR: RESERVE STOCK	OPERATING COMMANDS: OPERATIONAL POOL: READY FOR ISSUE	OPERATING COMMANDS: OPERATIONAL POOL: NOT READY FOR ISSUE: UNDG. PAR AIRLINE & PROG. MAINT.	OPERATING COMMANDS: OPERATIONAL POOL: NOT READY FOR ISSUE: OTHER	OPERATING COMMANDS: ON BOARD OPERATING INV.	PLANNED OPT'G ASSIGNMENTS: 31 MAR 1960	PLANNED OPT'G ASSIGNMENTS: 30 JUN 1960	PLANNED OPT'G ASSIGNMENTS: 30 SEP 1960	PLANNED OPT'G ASSIGNMENTS: 31 DEC 1960
VT MEP	PAC	7						7	4	4	4	4
	NABS	8						8	8	8	8	8
	NATRA	9						9	9	9	9	9
	NART	4						4	4	4	4	4
	BUWPS	11	2	9								
		39	2	9				28	25	25	25	25
VT SE	LANT	15			6		1	8	15	15	14	14
	PAC	10						10	10	10	10	10
	NABS	37						37	36	36	36	36
	NATRA	603			1		42	560	552	508	495	495
	RDT&E	4						4	4	4	4	4
	BUWPS	385	132	253								
		1054	132	253	7		43	619	617	573	559	559
VT E	NART								2	2	2	2
	BUWPS	17	2	15								
		17	2	15					2	2	2	2
VT NAV	NATRA	3						3	4	4	4	4
	BUWPS	3	3									
		6	3					3	4	4	4	4
VT D	LANT	2						2	2	2	2	2
	PAC	3						3	3	3	3	3
	NABS	3						3				
	RDT&E	2						2	4	4	4	4
		10						10	9	9	9	9
		1844	149	498	18		45	1134	1083	1021	1004	1004
ROTARY WING												
HS	LANT	86						86	83	83	88	92
	PAC	54						54	56	57	60	61
	NART	26			1		1	24	27	27	27	27
	RDT&E	4						4				
	BUWPS	36	36									
		206	36		1		1	168	166	167	175	180
HO	LANT	11						11	13	13	13	12
	PAC	24					4	20	26	25	25	25
	NABS	10						10	9	9	9	9
	NATRA	18						18	20	22	22	22
	BUWPS	35	34	1								
		98	34	1			4	59	68	69	69	68
HR L	LANT	88			2			86	89	92	91	98
	PAC	129			3		11	115	129	142	149	154
	NABS	34						34	32	32	32	32
	NATRA	11						11	9	9	9	9
	RDT&E	1						1	1	1	1	1
	BUWPS	61	61									
		324	61		5		11	247	260	276	282	294
HR M	LANT	14						14	16	16	14	13
	PAC	19					1	18	17	17	14	14
	NABS	2						2	2	2	2	2
	BUWPS	3	3									
		38	3				1	34	35	35	30	29
HU	LANT	48			1		2	45	49	50	50	50
	PAC	63					8	55	50	48	47	49
	NABS	20						20	20	20	20	20
	NATRA	17						17	21	21	19	19
	NART	17						17	27	27	33	33
	RDT&E	3						3	3	3	3	3
	BUWPS	77	45	32								
		245	45	32	1		10	157	170	169	172	174
HT	LANT	8						8	8	10	7	6
	PAC	5						5	5	6	6	6
	NATRA	33						33	37	35	35	35
	BUWPS	18	7	11								
		64	7	11				46	50	51	48	47
		975	186	44	7		27	711	749	767	776	792

[redacted]

DECLASSIFIED

CONFIDENTIAL

TABLE 3 PROGRAM AIRCRAFT

PROGRAM INVENTORY BY STATUS AND PLANNED OPERATING ASSIGNMENTS

BY COMMAND, CLASS AND MODEL

CLASS AND MODEL	COMMAND	TOTAL	BUWEPS FR: NON OPERATIONAL SUPPORT	BUWEPS FR: RESERVE STOCK	OPERATING COMMANDS: OPERATIONAL POOL: READY FOR ISSUE	OPERATING COMMANDS: OPERATIONAL POOL: NOT READY FOR ISSUE: UNDG. PAR AIRLINE & PROG. MAINT.	OPERATING COMMANDS: OPERATIONAL POOL: NOT READY FOR ISSUE: OTHER	OPERATING COMMANDS: ON BOARD OPERATING INV.	PLANNED OPT'G ASSIGNMENTS: 31 MAR 1960	PLANNED OPT'G ASSIGNMENTS: 30 JUN 1960	PLANNED OPT'G ASSIGNMENTS: 30 SEP 1960	PLANNED OPT'G ASSIGNMENTS: 31 DEC 1960
AIRSHIPS												
ZP	LANT	5			1			4	4	4	4	4
	RDT&E	2						2	3	3	3	3
	BUWPS	23	1	22								
		30	1	22	1			6	7	7	7	7
ZW	LANT	5			1			4	4	4	4	4
	RDT&E								1			
	BUWPS	1		1								
		6		1	1			4	5	4	4	4
		36	1	23	2			10	12	11	11	11
FIGHTER JET												
VF DAY												
* F8U 2	LANT	62			1	3	1	57	55	55	55	55
	PAC	52			3		1	48	52	62	62	62
	RDT&E	5						5	6	6	6	6
	BUWPS	14	14									
		133	14		4	3	2	110	113	123	123	123
* F8U 1	LANT	80			8	14	1	57	113	113	110	109
	PAC	100			13		11	76	144	148	142	156
	RDT&E	2						2	6	6	6	6
	BUWPS	53	51	2								
		235	51	2	21	14	12	135	263	267	258	271
* F8U 1E	LANT	40			1	1		38				
	PAC	67			1	11	3	52				
	RDT&E	1						1				
	BUWPS	6	6									
		114	6		2	12	3	91				
F11F 1	LANT	22				2	1	19	18	18	18	18
	PAC	34			3	3	1	27	28	14	14	14
	NATRA	66				12		54	70	80	80	80
	RDT&E	7						7	5	5	5	5
	BUWPS	25	13	12								
		154	13	12	3	17	2	107	121	117	117	117
F9F 8	NATRA	1					1		29			
	NART	29			7			22	16	20	16	16
	RDT&E	2						2	3	2	2	2
	BUWPS	125		125								
		157		125	7		1	24	48	22	18	18
F9F 7	BUWPS	46		46								
		46		46								
F9F 6	NART	4						4				
	RDT&E	1						1				
	BUWPS	168	1	167								
		173	1	167				5				
F3H 2M	RDT&E	1						1	1	1		
	BUWPS	59	1	58								
		60	1	58				1	1	1		
FJ 4	PAC	82			38	16	11	17	28	28	18	18
	NATRA	1						1	18	32	32	42
	NART	15						15	18	18	18	18
	RDT&E	2						2	3	3	2	2
	BUWPS	11	11									
		111	11		38	16	11	35	67	81	70	80
FJ 3	LANT	19				2		17	21	21	21	21
	NART	52			3	7	2	40	50	42	42	32
	RDT&E	4				1		3	4	4	4	4
	BUWPS	110	27	83								
		185	27	83	3	10	2	60	75	67	67	57
FJ 3M	LANT	25			1			24	6	6	6	6
	NART	36				18	1	17	30	42	42	36
	BUWPS	62	16	46								
		123	16	46	1	18	1	41	36	48	48	42
		1491	140	539	79	90	34	609	724	726	701	708

* COMBAT FIRST LINE MODELS

CONFIDENTIAL

[redacted]

DECLASSIFIED

TABLE 3 PROGRAM AIRCRAFT

PROGRAM INVENTORY BY STATUS AND PLANNED OPERATING ASSIGNMENTS

BY COMMAND, CLASS AND MODEL

CLASS AND MODEL	COMMAND	TOTAL	BUWEPS FR: NON OPERATIONAL SUPPORT	BUWEPS FR: RESERVE STOCK	OPERATING COMMANDS: OPERATIONAL POOL: READY FOR ISSUE	OPERATING COMMANDS: OPERATIONAL POOL: NOT READY FOR ISSUE: UNDG. PAR AIRLINE & PROG. MAINT.	OPERATING COMMANDS: OPERATIONAL POOL: NOT READY FOR ISSUE: OTHER	OPERATING COMMANDS: ON BOARD OPERATING INV.	PLANNED OPT'G ASSIGNMENTS: 31 MAR 1960	PLANNED OPT'G ASSIGNMENTS: 30 JUN 1960	PLANNED OPT'G ASSIGNMENTS: 30 SEP 1960	PLANNED OPT'G ASSIGNMENTS: 31 DEC 1960
VF AW												
F8U 2N	LANT										3	7
	PAC										7	7
	RDT&E										4	4
											14	18
F2H 4	NART	36						36	32	32	20	10
	BUWPS	15	5	10								
		51	5	10				36	32	32	20	10
F2H 3	NATRA	39						39	24	10	10	
	NART	10						10	12	12	12	
	BUWPS	33	5	28								
		82	5	28				49	36	22	22	
* F3H 2	LANT	74			14	2	3	55	53	53	53	53
	PAC	149			6	23	6	114	145	145	143	142
	RDT&E	7				1		6	10	13	13	13
	BUWPS	22	22									
		252	22		20	26	9	175	208	211	209	208
* F3H 2X	BUWPS	10	10									
		10	10									
* F3H 2N	RDT&E	2						2	8	4		
	BUWPS	34	12	22								
		36	12	22				2	8	4		
* F4H 1	PAC									2	8	14
	RDT&E									2	4	4
	BUWPS	8	8									
		8	8							4	12	18
F3D 2	PAC	1						1				
	RDT&E	4						4				
		5						5				
F3D 2T2	LANT	8			8				8	8	7	4
	PAC	4						4	2	6	8	11
	RDT&E	4						4				
	BUWPS	19	5	14								
		35	5	14	8			8	10	14	15	15
F3D 2M	RDT&E	1						1				
	BUWPS	1	1									
		2	1					1				
* F4D 1	LANT	111			10	9	2	90	93	93	93	93
	PAC	148			13	16	2	117	120	120	120	108
	RDT&E	10						10	10	10	10	10
	BUWPS	31	16	15								
		300	16	15	23		4	217	223	223	223	211
		781	84	89	51	51	13	493	517	510	515	480
VF P												
* F8U 1P	LANT	43			5	2	1	35	33	33	33	33
	PAC	56			2		4	50	50	50	50	50
	NABS	1						1	1	1	1	1
	RDT&E	1						1	2	2	2	2
	BUWPS	33	19	14								
		134	19	14	7	2	5	87	86	86	86	86
F9F 8P	LANT	4						4	4			
	NATRA	8						8	9	9	9	9
	RDT&E	1						1				
	BUWPS	82		82								
		95		82				13	13	9	9	9
		229	19	96	7	2	5	100	99	95	95	95
VF D												
* F8U 1D	NABS	2						2	2	2	2	2
		2						2	2	2	2	2
F9F 6D	PAC	2						2	2	1	1	
	NABS	5						5				
	RDT&E	3						3				
	BUWPS	15	2	13								
		25	2	13				10	2	1	1	

* COMBAT FIRST LINE MODELS

[redacted]

DECLASSIFIED

[redacted]

TABLE 3 PROGRAM AIRCRAFT

PROGRAM INVENTORY BY STATUS AND PLANNED OPERATING ASSIGNMENTS

BY COMMAND, CLASS AND MODEL

CLASS AND MODEL	COMMAND	TOTAL	BUWEPS FR: NON OPERATIONAL SUPPORT	BUWEPS FR: RESERVE STOCK	OPERATING COMMANDS: OPERATIONAL POOL: READY FOR ISSUE	OPERATING COMMANDS: OPERATIONAL POOL: NOT READY FOR ISSUE: UNDG. PAR AIRLINE & PROG. MAINT.	OPERATING COMMANDS: OPERATIONAL POOL: NOT READY FOR ISSUE: OTHER	OPERATING COMMANDS: ON BOARD OPERATING INV.	PLANNED OPT'G ASSIGNMENTS: 31 MAR 1960	PLANNED OPT'G ASSIGNMENTS: 30 JUN 1960	PLANNED OPT'G ASSIGNMENTS: 30 SEP 1960	PLANNED OPT'G ASSIGNMENTS: 31 DEC 1960
FJ 3D	PAC	15					3	12	12	12	12	12
	BUWPS	12	11	1								
		27	11	1			3	12	12	12	12	12
FJ 3D2	LANT	8				1		7	7	7	7	7
	PAC	12						12	12	13	13	14
	NABS	4						4	4	4	4	4
	RDT&E	3						3	3	3	3	3
	BUWPS	5	5									
		32	5					26	26	27	27	28
		86	18	14		1	3	50	42	42	42	42
VF KD												
F9F 5KD	PAC	9						9	7	7	7	7
	BUWPS	4		4								
		13		4				9	7	7	7	7
F9F 2KD	BUWPS	2		2								
		2		2								
		15		6				9	7	7	7	7
VF Q												
F3D 2Q	LANT	7						7	6	6	6	6
	PAC	16					1	15	18	18	18	18
	BUWPS	5	5									
		28	5				1	22	24	24	24	24
		28	5				1	22	24	24	24	24
ATTACK JET												
VA DAY												
* A4D 2	LANT	279			3	6	9	261	233	224	213	192
	PAC	196			4	21	7	164	183	168	164	164
	NABS	1					1					
	RDT&E	3						3	4	4	4	4
	BUWPS	7	7									
		486	7		7	27	17	428	420	396	381	360
* A4D 2N	LANT	3					2	1	16	38	62	88
	PAC	5						5	26	60	84	115
	RDT&E	1						1	3	5	5	5
	BUWPS	80	80									
		89	80				2	7	45	103	151	208
A4D 1	LANT	34				9	6	19	32	18	5	
	PAC	67				7	3	57	47	28	8	
	NART										16	16
	RDT&E	6						6	4	4	4	4
	BUWPS	13	13									
		120	13			16	9	82	83	50	33	20
* FJ 4B	PAC	160			4	14	4	138	134	134	134	110
	RDT&E	5						5	4	4	4	4
	BUWPS	14	14									
		179	14		4	14	4	143	138	138	138	114
F9F 8B	NATRA	130			43		2	85	132	116	116	116
	NART	80			5		4	71	66	58	34	34
	RDT&E	4						4	2			
	BUWPS	64	6	58								
		278	6	58	48		6	160	200	174	150	150
		1152	120	58	59	57	38	820	886	861	853	852
VA AW												
A3J 1	LANT											3
	PAC								1	1	1	1
	RDT&E											1
									1	1	1	5
									1	1	1	5
VA P												
* A3D 2P	LANT	8						8	10	10	10	9
	PAC	9						9	10	10	10	10
	BUWPS	6	6									
		23	6					17	20	20	20	19
A3D 1P	RDT&E	1						1				
		1						1				
		24	6					18	20	20	20	19

* COMBAT FIRST LINE MODELS

[redacted]

[redacted]

DECLASSIFIED

TABLE 3

PROGRAM AIRCRAFT

PROGRAM INVENTORY BY STATUS AND PLANNED OPERATING ASSIGNMENTS

BY COMMAND, CLASS AND MODEL

CLASS AND MODEL	COMMAND	TOTAL	BUWEPS FR: NON OPERATIONAL SUPPORT	BUWEPS FR: RESERVE STOCK	OPERATING COMMANDS: OPERATIONAL POOL: READY FOR ISSUE	OPERATING COMMANDS: OPERATIONAL POOL: NOT READY FOR ISSUE: UNDG. PAR AIRLINE & PROG. MAINT.	OPERATING COMMANDS: OPERATIONAL POOL: NOT READY FOR ISSUE: OTHER	OPERATING COMMANDS: ON BOARD OPERATING INV.	PLANNED OPT'G ASSIGNMENTS: 31 MAR 1960	PLANNED OPT'G ASSIGNMENTS: 30 JUN 1960	PLANNED OPT'G ASSIGNMENTS: 30 SEP 1960	PLANNED OPT'G ASSIGNMENTS: 31 DEC 1960
VA Q												
* A3D 2Q	LANT	4						4	7	8	8	8
	PAC	2						2	7	8	8	8
	RDT&E	1						1				
	BUWPS	6	6									
		13	6					7	14	16	16	16
A3D 1Q	LANT	1						1	1			
	PAC	1						1	1	1	1	1
		2						2	2	1	1	1
		15	6					9	16	17	17	17
VA HT												
A3D 2T	LANT	2						2	4	4	4	4
	PAC	3					1	2	4	4	4	4
	RDT&E	1						1				
	BUWPS	1	1									
		7	1				1	5	8	8	8	8
		7	1				1	5	8	8	8	8
VA H												
* A3D 2	LANT	54				5	2	47	53	53	55	45
	PAC	51				5	7	39	40	40	42	46
	NABS	1						1				
	RDT&E	3						3	3	3	3	3
	BUWPS	11	11									
		120	11			10	9	90	96	96	100	94
A3D 1	LANT	16				3		13	10	10	10	10
	PAC	10				1		9	10	10	10	10
	RDT&E	2						2	2	2	2	2
	BUWPS	3	3									
		31	3					24	22	22	22	22
		151	14			14	9	114	118	118	122	116
ATTACK PROP												
VA DAY												
AD 7	PAC	43			1			42	43	43	43	43
	BUWPS	11	11									
		54	11		1			42	43	43	43	43
AD 6	LANT	101			7		5	89	90	90	90	90
	PAC	81			3		4	74	72	72	71	71
	NABS	7						7	7	7	7	7
	NATRA	29					1	28	22	21	21	21
	RDT&E	1						1	2	2	2	2
	BUWPS	233	114	119								
		452	114	119	10		10	199	193	192	191	191
AD 5	LANT	13			2			11	8	6	6	6
	PAC	13					1	12	14	10	9	9
	NABS	10						10	3	3	3	3
	NATRA	5						5	6	6	6	6
	NART	56						56	59	59	59	59
	RDT&E	3						3	2	2	2	2
	BUWPS	47	32	15								
		147	32	15	2		1	97	92	86	85	85
		653	157	134	13		11	338	328	321	319	319
VA AW												
AD 5N	NATRA	9						9	3	3	3	3
	NART	20			2			18	11	11	11	11
	RDT&E	4						4	5	5	5	5
	BUWPS	67	43	24								
		100	43	24	2			31	19	19	19	19
AD 5Q	LANT	13			1		1	11	12	12	12	12
	PAC	17						17	16	16	16	16
	NABS	2						2	2	2	2	2
	RDT&E								1	1	1	1
	BUWPS	17	16	1								
		49	16	1	1		1	30	31	31	31	31
TF 1Q	LANT	2			1			1	2	2	2	2
	PAC	2				1		1	2	2	2	2
		4			1		1	2	4	4	4	4
		153	59	25	4	1	1	63	54	54	54	54
VA W												
* WF 2	LANT	8						8	12	16	18	21
	PAC	8						8	13	18	19	22
	RDT&E	3						3	2	2	2	2
	BUWPS	14	14									
		33	14					19	27	36	39	45

* COMBAT FIRST LINE MODELS

[redacted]

DECLASSIFIED [redacted]

TABLE 3 PROGRAM AIRCRAFT

PROGRAM INVENTORY BY STATUS AND PLANNED OPERATING ASSIGNMENTS

BY COMMAND, CLASS AND MODEL

CLASS AND MODEL	COMMAND	TOTAL	BUWEPS FR: NON OPERATIONAL SUPPORT	BUWEPS FR: RESERVE STOCK	OPERATING COMMANDS: OPERATIONAL POOL: READY FOR ISSUE	OPERATING COMMANDS: OPERATIONAL POOL: NOT READY FOR ISSUE: UNDG. PAR AIRLINE & PROG. MAINT.	OPERATING COMMANDS: OPERATIONAL POOL: NOT READY FOR ISSUE: OTHER	OPERATING COMMANDS: ON BOARD OPERATING INV.	PLANNED OPTG ASSIGNMENTS: 31 MAR 1960	PLANNED OPTG ASSIGNMENTS: 30 JUN 1960	PLANNED OPTG ASSIGNMENTS: 30 SEP 1960	PLANNED OPTG ASSIGNMENTS: 31 DEC 1960
AD 5W	LANT	38			2		2	34	32	28	26	23
	PAC	32			1		2	29	35	31	28	25
	RDT&E	1						1	2	2	2	2
	BUWPS	96	23	73								
		167	23	73	3		4	64	69	61	56	50
		200	37	73	3		4	83	96	97	95	95
VA P												
AJ 2P	BUWPS	2		2								
		2		2								
		2		2								
VA Q												
P4M 1Q	LANT	2						2				
	PAC	4						4				
		6						6				
		6						6				
ANTI SUBMARINE												
VS												
* S2F 3	LANT									2	5	10
	PAC									1	2	6
	RDT&E										2	2
	BUWPS	1	1									
		1	1							3	9	18
* S2F 2	LANT	20				2	1	17	16	16	12	7
	PAC	14			4	2	1	7	10	9	8	4
	NART	9						9				
	BUWPS	11	11									
		54	11		4	4	2	33	26	25	20	11
* S2F 1X	BUWPS	12	12									
		12	12									
* S2F 1	LANT	45			3	3	1	38	109	106	105	105
	PAC	25			3			22	70	70	70	70
	NABS	2				1		1	2	2	2	2
	NATRA	17				1		16	30	30	30	30
	NART	177			10	15	1	151	174	174	168	168
	RDT&E	3						3	4	4	2	2
	BUWPS	51	51									
		320	51		16	20	2	231	389	386	377	377
S2F 1T	NATRA	77				4		73				
		77				4		73				
S2F 1TX	BUWPS	16	16									
		16	16									
S2F 1 1T	NATRA								47	47	47	47
									47	47	47	47
S2F 1S	LANT	74			1	5	1	67				
	PAC	51						51				
	BUWPS	7	7									
		132	7		1	5	1	118				
S2F 1S1	LANT	2						2				
		2						2				
		614	98		21	33	5	457	462	461	453	453
PATROL												
VP L												
* P2V 7	LANT	27						27	25	19	16	7
	PAC	11						11	10	10	4	
	RDT&E	2						2	2	2	2	2
	BUWPS	5	5									
		45	5					40	37	31	22	9
* P2V 7S	LANT	24						24	41	47	50	59
	PAC	25						25	43	47	56	60
	BUWPS	3	3									
		52	3					49	84	94	106	119
* P2V 7SX	LANT	18					1	17				
	PAC	17					1	16				
	BUWPS	19	19									
			19				2	33				

* COMBAT FIRST LINE MODELS

[redacted]

[redacted]

DECLASSIFIED

TABLE 3

PROGRAM AIRCRAFT

PROGRAM INVENTORY BY STATUS AND PLANNED OPERATING ASSIGNMENTS

BY COMMAND, CLASS AND MODEL

CLASS AND MODEL	COMMAND	TOTAL	BUWEPS FR: NON OPERATIONAL SUPPORT	BUWEPS FR: RESERVE STOCK	OPERATING COMMANDS: OPERATIONAL POOL: READY FOR ISSUE	OPERATING COMMANDS: NOT READY FOR ISSUE: UNDG. PAR AIRLINE & PROG. MAINT.	OPERATING COMMANDS: NOT READY FOR ISSUE: OTHER	OPERATING COMMANDS: ON BOARD OPERATING INV.	PLANNED OPT'G ASSIGNMENTS: 31 MAR 1960	30 JUN 1960	30 SEP 1960	31 DEC 1960
P2V 6	NART	12						12				
	BUWPS	10	4	6								
		22	4	6				12				
P2V6M 6T	NATRA								13			
									13			
P2V 6F	NART	1						1				
	BUWPS	1		1								
		2		1				1				
P2V 6 6F	NART								13	12	12	12
									13	12	12	12
P2V 6M	RDT&E	1						1	1	1	1	1
	BUWPS	9	4	5								
		10	4	5				1	1	1	1	1
P2V 6T	NATRA	10						10				
	BUWPS	2		2								
		12		2				10				
P2V 6TX	BUWPS	3	1	2								
		3	1	2								
P2V 5	LANT								27	21	17	15
	PAC								28	15	6	
									55	36	23	15
* P2V 5F	LANT	44				2		42				
	PAC	38			1	2	2	33				
	NART	69			1	4	1	63	68	68	68	68
	RDT&E	6						6	7	7	7	7
	BUWPS	24	24									
		181	24		2	8	3	144	75	75	75	75
* P2V 5FX	BUWPS	1	1									
		1	1									
* P2V 5JF	BUWPS	2	2									
		2	2									
* P2V 5S	LANT	27						27	46	51	55	57
	PAC	21						21	27	36	42	48
	BUWPS	10	10									
		58	10					48	73	87	97	105
P2V 5SX	LANT	5						5				
	PAC	2						2				
	BUWPS	37	37									
		44	37					7				
P2V 4	NART	22					2	20	19	17	16	16
	RDT&E	3						3	2	2	2	2
	BUWPS	17		17								
		42		17			2	23	21	19	18	18
P2V 3	NATRA	9						9	3			
		9						9	3			
P2V 3B	LANT	3						3				
	PAC	2						2				
	BUWPS	12		12								
		17		12				5				
P2V 3W	BUWPS	5		5								
		5		5								
		559	110	50	2	8	7	382	375	355	354	354
VP LD												
* P2V 5FD	LANT	1						1	2	2	2	2
	PAC	2						2	2	2	2	2
	NABS	1						1				
	RDT&E								1	1	1	1
	BUWPS	1	1									
		5	1					4	5	5	5	5
* P2V 5FDX	LANT	1						1				
		1						1				
		6	1					5	5	5	5	5

* COMBAT FIRST LINE MODELS

[redacted]

DECLASSIFIED

[redacted]

TABLE 3 PROGRAM AIRCRAFT

PROGRAM INVENTORY BY STATUS AND PLANNED OPERATING ASSIGNMENTS

BY COMMAND, CLASS AND MODEL

CLASS AND MODEL	COMMAND	TOTAL	BUWEPS FR: NON OPERATIONAL SUPPORT	BUWEPS FR: RESERVE STOCK	OPERATING COMMANDS: OPERATIONAL POOL: READY FOR ISSUE	OPERATING COMMANDS: OPERATIONAL POOL: NOT READY FOR ISSUE: UNDG. PAR AIRLINE & PROG. MAINT.	OPERATING COMMANDS: OPERATIONAL POOL: NOT READY FOR ISSUE: OTHER	OPERATING COMMANDS: ON BOARD OPERATING INV.	PLANNED OPT'G ASSIGNMENTS: 31 MAR 1960	PLANNED OPT'G ASSIGNMENTS: 30 JUN 1960	PLANNED OPT'G ASSIGNMENTS: 30 SEP 1960	PLANNED OPT'G ASSIGNMENTS: 31 DEC 1960
VP S												
* P5M 2	LANT	10						10	10	7	1	
	PAC	24					1	23	19	8	3	
	BUWPS	2	2									
		36	2				1	33	29	15	4	
* P5M 2S	LANT	10			1		1	8	13	14	20	27
	PAC	7						7	14	28	36	40
	BUWPS	3	3									
		20	3		1		1	15	27	42	56	67
* P5M 2SX	PAC	1						1				
	BUWPS	26	26									
		27	26					1				
P5M 1	LANT	27						27	27	25	21	15
	PAC	37			3		2	32	30	23	15	12
	BUWPS	19	9	10								
		83	9	10	3		2	59	57	48	36	27
P5M 1S	LANT	4						4				
	PAC								1	4	6	8
	RDT&E	1						1				
		5						5	1	4	6	8
P5M 1SX	BUWPS	10	4	6								
		10	4	6								
		181	44	16	4		4	113	114	109	102	102
WARNING												
VW WEA												
* WV 3	LANT	7			3		1	3	6	6	6	6
		7			3		1	3	6	6	6	6
		7			3		1	3	6	6	6	6
VW AEW												
* WV 2	LANT	49			6	6	2	35	37	37	30	30
	PAC	51				9		42	43	43	34	34
	NABS	3				1		2	3	3	3	3
	NATRA	6						6	4	4	4	4
	RDT&E	6						6	6	6	6	6
	BUWPS	11		11								
		126		11	6	16	2	91	93	93	77	77
		126		11	6	16	2	91	93	93	77	77
VW Q												
* WV 2Q	LANT	1						1	4	4	4	4
	PAC	1						1	3	3	3	3
	BUWPS	5	5									
		7	5					2	7	7	7	7
		7	5					2	7	7	7	7
OBSERVATION												
VO												
OE 2	LANT	5						5	5	5	5	5
	PAC	11						11	12	12	12	12
	BUWPS	4	4									
		20	4					16	17	17	17	17
OE 1	LANT	9			2			7	7	7	7	7
	PAC	16					2	14	12	12	12	12
	BUWPS	1	1									
		26	1		2		2	21	19	19	19	19
		46	5		2		2	37	36	36	36	36
TRANSPORT												
VR H												
R6D 1	LANT	1						1	2	2	2	2
	PAC	8						8	12	12	12	12
	BUWPS	7	7									
		16	7					9	14	14	14	14
R7V 1	LANT	6				1		5	5	5	5	5
	PAC	6				1		5	5	5	5	5
	NABS	1						1	1	1	1	1
		13				2		11	11	11	11	11
R5D 2 3	LANT								2	2	2	2
	PAC								25	25	25	25
	NABS								5	5	5	5
	NATRA								1	1	1	1
	NART								34	34	35	35
	RDT&E								2	2	2	2
									69	69	70	70

* COMBAT FIRST LINE MODELS

[redacted]

DECLASSIFIED

TABLE 3 PROGRAM AIRCRAFT

PROGRAM INVENTORY BY STATUS AND PLANNED OPERATING ASSIGNMENTS

BY COMMAND, CLASS AND MODEL

CLASS AND MODEL	COMMAND	TOTAL	BUWEPS FR. NON OPERATIONAL SUPPORT	BUWEPS FR. RESERVE STOCK	OPERATING COMMANDS: OPERATIONAL POOL: READY FOR ISSUE	OPERATING COMMANDS: OPERATIONAL POOL: NOT READY FOR ISSUE: UNDG. PAR AIRLINE & PROG. MAINT.	OPERATING COMMANDS: OPERATIONAL POOL: NOT READY FOR ISSUE: OTHER	OPERATING COMMANDS: ON BOARD OPERATING INV.	PLANNED OPT'G ASSIGNMENTS: 31 MAR 1960	30 JUN 1960	30 SEP 1960	31 DEC 1960
R5D 5	LANT	12			2		1	9	11	11	11	11
	PAC	1						1				
	NABS								1	1	1	1
	BUWPS	1	1									
		14	1		2		1	10	12	12	12	12
R5D 3	LANT	3						3				
	PAC	23					2	21				
	NABS	7						7	3	3	3	3
	NART	22					4	18				
	RDT&E	1						1				
	BUWPS	3	3									
		59	3				6	50	3	3	3	3
R5D 2	PAC	10					2	8				
	NABS	2						2				
	NATRA	1						1	1	1	1	1
	NART	12					1	11				
	BUWPS	6	6									
		31	6				3	22	1	1	1	1
R5D 5R	LANT	1						1	1	1	1	1
		1						1	1	1	1	1
R5D 4R	LANT	1						1	1	1		
	PAC	3						3	3	3	3	3
	NABS	1						1	1	1	2	2
	NATRA	2						2	1	1	1	1
	NART	6					2	4	6	5	5	5
	RDT&E	1						1	1	1	1	1
		14					2	12	13	12	12	12
R6D 1Z	LANT	3						3	3	3	3	3
	PAC	2						2	2	2	2	2
	BUWPS	1	1									
		6	1					5	5	5	5	5
R5D Z	LANT								2	2	2	2
	PAC								2	2	2	2
	NABS								1	1	1	1
	NATRA								2	2	2	2
									7	7	7	7
R5D 5Z	PAC	1						1	1	1	1	1
		1						1	1	1	1	1
R5D 3Z	NABS	1						1				
	NATRA	1						1				
		2						2				
R5D 2Z	LANT	2						2				
	PAC	2						2				
	BUWPS	1	1									
		5	1					4				
R5D 1Z	NATRA	1						1				
		1						1				
C 130BL	LANT										2	4
											2	4
		163	19		2	2	12	128	137	136	139	141
VR M												
R4Q 2	LANT	27						27	29	29	29	29
	PAC	15					2	13	13	13	13	13
	BUWPS	11	11									
		53	11				2	40	42	42	42	42
R4Q 1	BUWPS	33		33								
		33		33								
R4D 8	LANT	20			1			19	20	20	18	17
	PAC	14						14	14	14	13	13
	NABS	27				1		26	24	24	26	26
	NATRA	9					2	7	8	13	13	13
	NART	10						10	10	10	10	10
	RDT&E	1						1	4	3	3	3
	BUWPS	12	12									
		93	12		1	1	2	77	80	84	83	82

DECLASSIFIED [redacted]

TABLE 3 PROGRAM AIRCRAFT

PROGRAM INVENTORY BY STATUS AND PLANNED OPERATING ASSIGNMENTS

BY COMMAND, CLASS AND MODEL

CLASS AND MODEL	COMMAND	TOTAL	BUWEPS FR: NON OPERATIONAL SUPPORT	BUWEPS FR: RESERVE STOCK	OPERATING COMMANDS: OPERATIONAL POOL: READY FOR ISSUE	OPERATING COMMANDS: NOT READY FOR ISSUE: UNDG. PAR AIRLINE & PROG. MAINT.	OPERATING COMMANDS: NOT READY FOR ISSUE: OTHER	OPERATING COMMANDS: ON BOARD OPERATING INV.	PLANNED OPT'G ASSIGNMENTS: 31 MAR 1960	30 JUN 1960	30 SEP 1960	31 DEC 1960
R4D 5 6	LANT								21	19	19	19
	PAC								12	11	11	11
	NABS								13	14	14	14
	NART								7	5	5	5
	RDT&E								6	3	3	3
									59	52	52	52
R4D 6	LANT	14			1			13				
	PAC	7						7				
	NABS	7					1	6	4	3	3	3
	NATRA	2						2	2	2	2	2
	NART	4						4				
	RDT&E	2						2				
	BUWPS	14	7	7								
		50	7	7	1		1	34	6	5	5	5
R4D 5	LANT	10			1			9				
	PAC	5						5				
	NABS	11						11	5	5	5	5
	NATRA								1	1	1	1
	NART	3						3				
	RDT&E	1						1				
	BUWPS	14	6	8								
		44	6	8	1			29	6	6	6	6
R4D 6R	LANT	1						1	1	1	1	1
	NART								1	1	1	1
	BUWPS	3		3								
		4		3				1	2	2	2	2
R4D 5R	BUWPS	7		7								
		7		7								
R4D 8Z	PAC	1						1	1	1	1	1
	NABS	1						1	1	1	1	1
	BUWPS	1	1									
		3	1					2	2	2	2	2
R4D 6Z	BUWPS	3		3								
		3		3								
R4Y 1 2	RDT&E								2	2	2	2
									2	2	2	2
R4Y 2	NABS	1						1	2	2	2	2
	BUWPS	1	1									
		2	1					1	2	2	2	2
R4Y 1	LANT	16						16	19	19	16	16
	PAC	4						4	4	4	4	4
	NABS	6						6	8	8	12	12
	NATRA	2						2	2	2	2	3
	NART	1						1	1	1	1	1
	RDT&E	3						3				
	BUWPS	4	4									
		36	4					32	34	34	35	36
R4Y 1Z	NABS	1						1	1	1	1	1
		1						1	1	1	1	1
		329	42	61	3	1	5	217	236	232	232	232
VR C												
TF 1	LANT	25				2		23	23	23	18	18
	PAC	31				2		29	24	24	24	24
	NABS	14				1		13	11	11	17	17
	NART	1						1				
	RDT&E	1						1	1	2	2	2
	BUWPS	6	6									
		78	6			5		67	59	60	61	61
		78	6					67	59	60	61	61

[redacted]

CONFIDENTIAL

DECLASSIFIED

58

TABLE 3

PROGRAM AIRCRAFT

PROGRAM INVENTORY BY STATUS AND PLANNED OPERATING ASSIGNMENTS

BY COMMAND, CLASS AND MODEL

CLASS AND MODEL		COMMAND	TOTAL	BUWEPS FR: NON OPERATIONAL SUPPORT	BUWEPS FR: RESERVE STOCK	OPERATING COMMANDS: OPERATIONAL POOL: READY FOR ISSUE	OPERATING COMMANDS: OPERATIONAL POOL: NOT READY FOR ISSUE: UNDG. PAR AIRLINE & PROG. MAINT.	OPERATING COMMANDS: OPERATIONAL POOL: NOT READY FOR ISSUE: OTHER	OPERATING COMMANDS: ON BOARD OPERATING INV.	PLANNED OPT'G ASSIGNMENTS: 31 MAR 1960	PLANNED OPT'G ASSIGNMENTS: 30 JUN 1960	PLANNED OPT'G ASSIGNMENTS: 30 SEP 1960	PLANNED OPT'G ASSIGNMENTS: 31 DEC 1960
UTILITY													
VU SAR													
	UF 2	LANT	8						8	11	12	12	12
		PAC	7						7	12	14	15	15
		NABS	2						2	2	2	2	2
		BUWPS	10	10									
			27	10					17	25	28	29	29
	UF 2X	BUWPS	4	4									
			4	4									
	UF 1 1T	NABS								10	10	10	10
		NATRA								2	2	2	2
										12	12	12	12
	UF 1	LANT	7						7	4	2	1	1
		PAC	16					2	14	9	6	5	5
		NABS	10						10	5	5	5	5
		NATRA	2						2				
		RDT&E	1						1				
		BUWPS	20	11	9								
			56	11	9			2	34	18	13	11	11
	UF 1T	NABS	5						5				
			5						5				
	UC 1	LANT	6			1		1	4	6	6	6	6
		BUWPS	1	1									
			7	1		1		1	4	6	6	6	6
			99	26	9	1		3	60	61	59	58	58
VU TOW													
	JD 1	LANT	9						9	11	11	11	11
		PAC	16					1	15	14	14	14	14
		RDT&E	1						1	1	1	1	1
		BUWPS	39	5	34								
			65	5	34			1	25	26	26	26	26
	JD 1X	BUWPS	11	1	10								
			11	1	10								
			76	6	44			1	25	26	26	26	26
VU T&D													
	JD 1D	LANT	1						1				
		PAC	5						5	3	3	3	3
		NABS	1						1				
		RDT&E	1						1	3	3	3	3
		BUWPS	7	3	4								
			15	3	4				8	6	6	6	6
			15	3	4				8	6	6	6	6

CONFIDENTIAL

DECLASSIFIED

[redacted]

TABLE 3 PROGRAM AIRCRAFT

PROGRAM INVENTORY BY STATUS AND PLANNED OPERATING ASSIGNMENTS

BY COMMAND, CLASS AND MODEL

CLASS AND MODEL		COMMAND	TOTAL	BUWEPS FR: NON OPERATIONAL SUPPORT	BUWEPS FR: RESERVE STOCK	OPERATING COMMANDS: OPERATIONAL POOL: READY FOR ISSUE	OPERATING COMMANDS: OPERATIONAL POOL: NOT READY FOR ISSUE: UNDG. PAR AIRLINE & PROG. MAINT.	OPERATING COMMANDS: OPERATIONAL POOL: NOT READY FOR ISSUE: OTHER	OPERATING COMMANDS: ON BOARD OPERATING INV	PLANNED OPT'G ASSIGNMENTS: 31 MAR 1960	PLANNED OPT'G ASSIGNMENTS: 30 JUN 1960	PLANNED OPT'G ASSIGNMENTS: 30 SEP 1960	PLANNED OPT'G ASSIGNMENTS: 31 DEC 1960
TRAINING JET													
VT													
	T2J 1	NATRA	65						65	80	85	95	74
		RDT&E	1						1	1	2	2	2
		BUWPS	31	31									
			97	31					66	81	87	97	76
	T2V 1	NABS	24						24	32	36	43	43
		NATRA	104				13		91	69	19	19	19
		RDT&E	4						4	3	3	3	3
		BUWPS	11	11									
			143	11			13		119	104	58	65	65
	TV 2	LANT	9			4			5	7	2	2	2
		PAC	23			4		11	8	11	8	3	3
		NABS	55					1	54	43	41	49	49
		NATRA	7						7				
		NART	27					2	25	40	40	46	46
		BUWPS	296	35	261								
			417	35	261	8		14	99	101	91	100	100
	TT 1	NATRA	11					1	10	10			
			11					1	10	10			
	F9F 8T	LANT	96			10	7	3	76	78	85	85	85
		PAC	133			3	8	1	121	123	119	116	116
		NABS	3						3	1	1	1	1
		NATRA	109					2	107	100	85	70	70
		NART	17			2			15	15	15	15	15
		RDT&E	5				2		3				
		BUWPS	10	9	1								
			373	9	1	15	17	6	325	317	305	287	287
			1041	86	262	23	30	21	619	613	541	549	528
VT D													
	TV 2D	PAC	8					1	7	6	6	6	6
		NABS	2						2				
		BUWPS	4	1	3								
			14	1	3			1	9	6	6	6	6
			14	1	3			1	9	6	6	6	6
VT KD													
	TV 2KD	NABS	1						1				
		BUWPS	6		6								
			7		6				1				
			7		6				1				

[redacted]

[redacted]

DECLASSIFIED

TABLE 3

PROGRAM AIRCRAFT

PROGRAM INVENTORY BY STATUS AND PLANNED OPERATING ASSIGNMENTS

BY COMMAND, CLASS AND MODEL

CLASS AND MODEL		COMMAND	TOTAL	BUWEPS FR: NON OPERATIONAL SUPPORT	BUWEPS FR: RESERVE STOCK	OPERATING COMMANDS: OPERATIONAL POOL: READY FOR ISSUE	OPERATING COMMANDS: OPERATIONAL POOL: NOT READY FOR ISSUE: UNDG. PAR AIRLINE & PROG. MAINT.	OPERATING COMMANDS: OPERATIONAL POOL: NOT READY FOR ISSUE: OTHER	OPERATING COMMANDS: ON BOARD OPERATING INV.	PLANNED OPT'G ASSIGNMENTS: 31 MAR 1960	PLANNED OPT'G ASSIGNMENTS: 30 JUN 1960	PLANNED OPT'G ASSIGNMENTS: 30 SEP 1960	PLANNED OPT'G ASSIGNMENTS: 31 DEC 1960
TRAINING PROP													
VT ME													
	JRB 6	NABS	14						14	6			
			14						14	6			
	SNB 5	LANT	50			8			42	42	38	25	25
		PAC	64			2		1	61	45	45	40	40
		NABS	192						192	178	186	201	201
		NATRA	124					1	123	112	96	96	96
		NART	43			1			42	42	42	42	42
		RDT&E								1	1	1	1
		BUWPS	231	10	221								
			704	10	221	11		2	460	420	408	405	405
			718	10	221	11		2	474	426	408	405	405
VT MEP													
	SNB 5P	PAC	7						7	4	4	4	4
		NABS	8						8	8	8	8	8
		NATRA	9						9	9	9	9	9
		NART	4						4	4	4	4	4
		BUWPS	11	2	9								
			39	2	9				28	25	25	25	25
			39	2	9				28	25	25	25	25
VT SE													
	T 34B	LANT	1						1	1	1		
		NATRA	158			1		10	147	157	150	140	140
		RDT&E	1						1	1	1	1	1
		BUWPS	210	34	176								
			370	34	176	1		10	149	159	152	141	141
	T 28B	LANT	14			6		1	7	14	14	14	14
		PAC	10						10	10	10	10	10
		NABS	37						37	36	36	36	36
		NATRA	301					30	271	275	258	255	255
		RDT&E	3						3	3	3	3	3
		BUWPS	55	43	12								
			420	43	12	6		31	328	338	321	318	318
	T 28C	NATRA	144					2	142	120	100	100	100
		BUWPS	120	55	65								
			264	55	65			2	142	120	100	100	100
			1054	132	253	7		43	619	617	573	559	559

DECLASSIFIED

[redacted]

TABLE 3 PROGRAM AIRCRAFT

PROGRAM INVENTORY BY STATUS AND PLANNED OPERATING ASSIGNMENTS

BY COMMAND, CLASS AND MODEL

CLASS AND MODEL		COMMAND	TOTAL	BUWEPS FR: NON OPERATIONAL SUPPORT	BUWEPS FR: RESERVE STOCK	OPERATING COMMANDS: OPERATIONAL POOL: READY FOR ISSUE	OPERATING COMMANDS: OPERATIONAL POOL: NOT READY FOR ISSUE: UNDG. PAR AIRLINE & PROG. MAINT.	OPERATING COMMANDS: OPERATIONAL POOL: NOT READY FOR ISSUE: OTHER	OPERATING COMMANDS: ON BOARD OPERATING INV.	PLANNED OPT'G ASSIGNMENTS: 31 MAR 1960	PLANNED OPT'G ASSIGNMENTS: 30 JUN 1960	PLANNED OPT'G ASSIGNMENTS: 30 SEP 1960	PLANNED OPT'G ASSIGNMENTS: 31 DEC 1960
VT E													
	R4D 5Q	BUWPS	1		1								
			1		1								
	R4D 5S6S	NART								2	2	2	2
										2	2	2	2
	R4D 6S	BUWPS	6	1	5								
			6	1	5								
	R4D 5S	BUWPS	10	1	9								
			10	1	9								
			17	2	15					2	2	2	2
VT NAV													
	R4D 7	NATRA	3						3	4	4	4	4
		BUWPS	3	3									
			6	3					3	4	4	4	4
			6	3					3	4	4	4	4
VT D													
	T 28BD	LANT	2						2	2	2	2	2
		PAC	3						3	3	3	3	3
		NABS	3						3				
		RDT&E	2						2	4	4	4	4
			10						10	9	9	9	9
			10						10	9	9	9	9
ROTARY WING													
HS													
	HSS 2	LANT									2	4	6
		PAC									1	3	4
											3	7	10
	* HSS 1	LANT	69						69	63	50	41	26
		PAC	38						38	39	36	28	17
		NART	26			1		1	24	27	27	27	27
		RDT&E	3						3				
		BUWPS	35	35									
			171	35		1		1	134	129	113	96	70
	* HSS 1N	LANT	17						17	20	31	43	60
		PAC	16						16	17	20	29	40
		RDT&E	1						1				
		BUWPS	1	1									
			35	1					34	37	51	72	100
			206	36		1		1	168	166	167	175	180
HO													
	* HOK 1	LANT	9						9	12	12	12	12
		PAC	23					4	19	24	24	24	24
		NABS	6						6	5	5	5	5
		BUWPS	24	24									
			62	24				4	34	41	41	41	41
	HO4S 3	LANT	2						2	1	1	1	
		PAC	1						1	2	1	1	1
		NABS	4						4	4	4	4	4
		NATRA	18						18	20	22	22	22
		BUWPS	11	10	1								
			36	10	1				25	27	28	28	27
			98	34	1			4	59	68	69	69	68

* COMBAT FIRST LINE MODELS

[redacted]

[redacted]

DECLASSIFIED

TABLE 3

PROGRAM AIRCRAFT

PROGRAM INVENTORY BY STATUS AND PLANNED OPERATING ASSIGNMENTS

BY COMMAND, CLASS AND MODEL

CLASS AND MODEL	COMMAND	TOTAL	BUWEPS FR: NON OPERATIONAL SUPPORT	BUWEPS FR: RESERVE STOCK	OPERATING COMMANDS: OPERATIONAL POOL: READY FOR ISSUE	OPERATING COMMANDS: OPERATIONAL POOL: NOT READY FOR ISSUE: UNDG. PAR AIRLINE & PROG. MAINT.	OPERATING COMMANDS: OPERATIONAL POOL: NOT READY FOR ISSUE: OTHER	OPERATING COMMANDS: ON BOARD OPERATING INV.	PLANNED OPT'G ASSIGNMENTS: 31 MAR 1960	PLANNED OPT'G ASSIGNMENTS: 30 JUN 1960	PLANNED OPT'G ASSIGNMENTS: 30 SEP 1960	PLANNED OPT'G ASSIGNMENTS: 31 DEC 1960
HR L												
HRS 3	LANT	30						30	35	38	35	32
	PAC	33					1	32	31	32	34	34
	NABS	17						17	16	16	16	16
	NATRA	11						11	9	9	9	9
	RDT&E	1						1	1	1	1	1
	BUWPS	26	26									
		118	26				1	91	92	96	95	92
* HUS 1	LANT	58			2			56	54	54	56	66
	PAC	96			3		10	83	98	110	115	120
	NABS	13						13	12	12	12	12
	BUWPS	35	35									
		202	35		5		10	152	164	176	183	198
* HUS 1Z	NABS	4						4	4	4	4	4
		4						4	4	4	4	4
		324	61		5		11	247	260	276	282	294
HR M												
* HR2S 1	LANT	14						14	16	16	14	13
	PAC	19					1	18	17	17	14	14
	NABS	2						2	2	2	2	2
	BUWPS	3	3									
		38	3				1	34	35	35	30	29
		38	3				1	34	35	35	30	29
HU												
* HU2K 1	LANT										1	4
	PAC									1	1	3
	RDT&E									1	1	1
	BUWPS	1	1									
		1	1							2	3	8
* HUK 1	LANT	7						7	8	8	4	4
	PAC	11					1	10	11	11	11	11
	RDT&E	1						1				
	BUWPS	1	1									
		20	1				1	18	19	19	15	15
* HUS 1A	LANT	11			1		2	8	9	9	9	9
	PAC	7						7	2			
	NABS	2						2	1	1	1	1
	RDT&E	1						1	2	1	1	1
	BUWPS	1	1									
		22	1		1		2	18	14	11	11	11
HUL 1	LANT	5						5	6	7	7	7
	PAC	5						5	6	7	7	7
	BUWPS	6	6									
		16	6					10	12	14	14	14
HUP 3	LANT									5	13	17
	PAC								3	7	11	17
	BUWPS	49	17	32								
		49	17	32					3	12	24	34
HUP 2	LANT	25						25	26	21	16	9
	PAC	40					7	33	28	22	17	11
	NABS	18						18	19	19	19	19
	NATRA	17						17	21	21	19	19
	NART	17						17	27	27	33	33
	RDT&E	1						1	1	1	1	1
	BUWPS	19	19									
		137	19				7	111	122	111	105	92
		245	45	32	1		10	157	170	169	172	174

* COMBAT FIRST LINE MODELS

[redacted]

[redacted]

DECLASSIFIED

TABLE 3 PROGRAM AIRCRAFT

PROGRAM INVENTORY BY STATUS AND PLANNED OPERATING ASSIGNMENTS

BY COMMAND, CLASS AND MODEL

CLASS AND MODEL		COMMAND	TOTAL	BUWEPS FR: NON OPERATIONAL SUPPORT	BUWEPS FR: RESERVE STOCK	OPERATING COMMANDS: OPERATIONAL POOL: READY FOR ISSUE	OPERATING COMMANDS: OPERATIONAL POOL: NOT READY FOR ISSUE: UNDG. PAR AIRLINE & PROG. MAINT.	OPERATING COMMANDS: OPERATIONAL POOL: NOT READY FOR ISSUE: OTHER	OPERATING COMMANDS: ON BOARD OPERATING INV.	PLANNED OPT'G ASSIGNMENTS: 31 MAR 1960	30 JUN 1960	30 SEP 1960	31 DEC 1960
HT													
	HTL 7	LANT	4						4	5	7	7	6
		PAC	5						5	5	6	6	6
		NATRA	5						5	4			
			14						14	14	13	13	12
	HTL 6	NATRA	28						28	33	35	35	35
		BUWPS	15	7	8								
			43	7	8				28	33	35	35	35
	HTL 5	LANT	2						2	1	1		
		BUWPS	1		1								
			3		1				2	1	1		
	HTL 4	LANT	2						2	2	2		
		BUWPS	2		2								
			4		2				2	2	2		
			64	7	11				46	50	51	48	47
AIRSHIPS													
ZP													
	ZS2G 1	RDT&E	1						1				
		BUWPS	11		11								
			12		11				1				
	ZSG 4	RDT&E								1	1	1	1
		BUWPS	7		7								
			7		7					1	1	1	1
	* ZPG 2	LANT	5			1			4	4	4	4	4
		RDT&E	1						1	1	1	1	1
		BUWPS	4	1	3								
			10	1	3	1			5	5	5	5	5
	ZPG 1	RDT&E								1	1	1	1
		BUWPS	1		1								
			1		1					1	1	1	1
			30	1	22	1			6	7	7	7	7
ZW													
	* ZPG 3W	LANT	2						2	3	3	3	3
			2						2	3	3	3	3
	* ZPG 2W	LANT	3			1			2	1	1	1	1
		RDT&E								1			
		BUWPS	1		1								
			4		1	1			2	2	1	1	1
			6		1	1			4	5	4	4	4

* COMBAT FIRST LINE MODELS

[redacted]

DECLASSIFIED

[redacted]

TOTAL PROGRAM AND NON-PROGRAM AIRCRAFT

TABLE 4 LOCATION OF AIRCRAFT INVENTORY BY ORGANIZATIONAL UNIT

LOCATION	UNIT	NO. OF A/C	COM-MAND
ABD ANTIETAM	VMA 324	23	19
ABD ATKA	HU 2 DET 70	2	11
ABD BOXER	HMRL 264	20	19
ABD BRETON	VMA 211	20	29
ABD CHMPLAIN	VAW 12 DET 34	5	11
	VS 32	22	11
	HS 5	14	11
	HU 2 DET 34	1	11
	HMRM 461	14	19
ABD DESMOINS	HU 2 DET 23	1	11
ABD EASTWIND	HU 2 DET 73	2	11
ABD ESSEX	VF 13	12	11
	VF 62	12	11
	VA 176	12	11
	VFP 62 DET 45	4	11
	VAW 12 DET 45	1	11
ABD FORRESTL	VF 102	13	11
	VA 81	12	11
	VF 103	14	11
	VA 83	12	11
	VA 85	12	11
	VAH 5	10	11
	VFP 62 DET 42	3	11
	VAW 12 DET 42	4	11
	VAW 33 DET 42	3	11
	HU 2 DET 42	2	11
ABD GLACIER	HU 2 DET 69	2	11
ABD HANCOCK	VF 154	14	21
ABD INDEPEND	VFP 62 DET 41	3	11
ABD INTREPID	VF 33	15	11
	VA 65	12	11
	VA 66	12	11
	VA 76	12	11
	VFP 62 DET 33	3	11
ABD KEARSRGE	VS 21	22	21
	HS 6	15	21
ABD LEXINGTN	VA 212	14	21
ABD WALDO CO	HU 2 DET 82	1	11
ABD MIDWAY	VA 23	12	21
	VF 24	12	21
	VA 22	13	21
	VF 21	12	21
	VA 25	12	21
	VAH 8	9	21
ABD NPT NEWS	HU 2 DET 25	1	11
ABD NOHAMPTN	HU 2 DET 16	1	11
ABD POCONO	HU 2 DET 92	1	11
ABD RANDOLPH	VAW 12 DET 36	1	11
ABD RANGER	VA 93	12	21
	VA 94	12	21
	VA 95	11	21
	VAH 6	10	21
	VA 146	14	21
	VCP 63 DET M	3	21
ABD RICHARD	VF 191	12	21
	VA 192	12	21
	VF 193	12	21
	VA 195	12	21
	VA 196	10	21
	VAH 4 E	3	21
ABD ROOSEVLT	VF 14	12	11
	VF 11	12	11
	VA 15	12	11
	VA 46	12	11
	VA 172	12	11
	VAH 11	7	11
	VFP 62 DET 37	1	11
ABD SARATOGA	VF 31	14	11
	VF 32	13	11
	VA 34	10	11
	VA 35	10	11
ABD SARATOGA	VA 36	13	11
	VAH 9	12	11
	VFP 62 DET 43	3	11
	VAW 33 DET 43	2	11
ABD TANNER	HU 2 DET 76	1	11
ABD VALY FRG	VAW 12 DET 52	2	11
ABD WASP	VAW 12 DET 48	1	11
ABD YORKTOWN	VAW 11 DET T	4	21
	VS 23	21	21
	HS 4	13	21
ADAK	NAVSTA 17 ND	2	21
AGANA	VCP 61	18	21
	VAW 13	7	21
	VW 1	10	21
	VW 3	9	21
	NAS	6	21
AKRON	BWR AKRON	1	31
ALAMEDA	VF 91	14	21
	VF 92	14	21
	VP 9	12	21
	VP 19	13	21
	VP 47	12	21
	NAS ALAMEDA	33	21
	CVA 61 RANGER	1	21
	CVA 31 RICHARD	1	21
	CVA 14 TCNDRGA	1	21
	CVA 34 ORISKNY	1	21
	CVA 41 MIDWAY	1	21
	CVA 43 CRL SEA	1	21
	NAS 12 NAV DST	26	31
	O&R BUWEPS FR	315	88
ANACOSTIA	NAS ANACOSTIA	78	31
	HQ MC FLT SECT	14	39
	NARTU	37	50
	NAS RDT&E	2	70
ANNAPOLIS	NAF ANNAPOLIS	11	31
ARGENTIA	VP 23	13	11
	VW 11	16	11
	FASRON 106	2	11
	NAVSTA	4	11
ATLANTA	NAS NART	26	50
ATSUGI	VR 21 DET	9	21
	VMFAW 314	24	29
	VU 5	18	21
	NAS	11	21
AUSTRALIA	ATT MELBOURNE	1	21
BALTIMORE	BWR BALTIMORE	1	31
	BWR RDT&E	2	70
	BWR FR	48	88
BARBERS PNT	GMSRON 1	16	21
	VP 6	14	21
	VP 22	12	21
	AIRBARSRON 2	40	21
	VR 21	10	21
	FASRON 117	16	21
	VU 1	15	21
	NAS 14 NAVDST	6	21
BEAUFORT	VMF 122	20	19
	VMF 235	21	19
	VMF 333	21	19
	VMA 331	20	19
	MCAAS	8	39
BERMUDA	VP 45	13	11
	VP 49	13	11
	FASRON 111	1	11
BETHPAGE	BWR RDT&E	18	70
	BWR FR	24	88
BLOOMFIELD	BWR RDT&E	6	70
	BWRR FR	1	88
BOSTON	INM	5	70
	ONR	1	70
BRAZIL	MISSION RIO DJ	1	11
BREMERTON	CVS 12 HORNET	1	21
	CVS 10 YORKTWN	1	21
BROWN FIELD	VU 3	17	21
	VU 7	34	21
	NAAS 11 NAVDST	1	31
BRUNSWICK	VP 7	12	11
	VP 11	12	11
	VP 21	12	11
	NAS 1 NAV DST	4	31
	POOL BUWEPS FR	4	88
BUENOS AIRES	NAV ADV GROUP	1	11
BUFFALO	BWR BUFFALO	1	31
	BWR RDT&E	1	70
BURBANK	BWR BURBANK	1	31
	BWR RDT&E	2	70
	BWR FR	45	88
CAMP PENDLET	VMO 6	11	29
CECIL FIELD	VF 174	37	11
	VA 12	12	11
	VA 106	12	11
	FASRON 9	4	11
	NAS 6 NAV DST	8	31
CHASE	NAAS NAATC	140	43
CHERRY POINT	MARS MWSG 27	14	19
	H&MS 14	7	19
	H&MS 24	4	19
	H&MS 32	7	19
	VMFAW 114	22	19
	VMA 225	12	19
	VMA 225 DET A	8	19
	VMA 533	20	19
	VMCJ 2	17	19
	VMR 252	15	19
	VMR 353	9	19
	VMT 1	23	19
	MCAS	11	19
	MCAS SO&ES	14	39
	O&R BUWEPS FR	146	88
CHILE	MISSION VLPRSO	1	11
CHINA LAKE	VX 5	12	21
	NAF 11 NAV DST	3	31
	NAF RDT&E	42	70
CLEVELAND	NASA	1	70
COLORADO SPR	COMNAVCONAD	3	31
COLOMBIA	MISSION BOGOTA	1	11
COLUMBUS	BWR COLUMBUS	2	31
	BWR RDT&E	16	70
	BWR FR	27	88
CRPS CHRISTI	NAS NAATC	170	43
CUBI PNT	H&MS 11	12	29
	VMF 251	20	29
	VMFAW 531	20	29
	VMFAW 542	20	29
	VU 5 DET A	3	21
	NAS CUBI PNT	23	21
DAHLGREN	NAF	1	31
DALLAS	NAS NART	51	50
	BWR RDT&E	7	70
	BWR FR	58	88
DAYTON	BWGR CEN DIST	3	31
DENVER	NAVCRUIT STA	2	31
DHAHRAN AFB	HDQTRS CMEF	1	11
DOM REP	MISSION CUITRU	1	11
EDWARDS AFB	NLO	3	70

CONFIDENTIAL

DECLASSIFIED

CONFIDENTIAL

TOTAL PROGRAM AND NON-PROGRAM AIRCRAFT

TABLE 4 LOCATION OF AIRCRAFT INVENTORY BY ORGANIZATIONAL UNIT

LOCATION	UNIT	NO. OF A/C	COM-MAND
EST HARTFORD	BWR EST HRTFRD	1	31
	BWR RDT&E	14	70
	BWR FR	15	88
ECUADOR	MISSION QUITO	1	11
EGYPT	ATT CAIRO	1	11
EL CENTRO	NPF	10	70
EL SEGUNDO	BWR EL SEGUNDO	3	31
	BWR RDT&E	10	70
	BWR FR	97	88
EL TORO	H&MS 15	8	29
	MARS 37	14	29
	H&MS 33	3	29
	VMF 323	23	29
	VMF 334	20	29
	VMF 451	20	29
	VMFAW 513	20	29
	VMA 223	24	29
	VMA 311	20	29
	VMCJ 3	21	29
	VMR 352	21	29
	HMRL 363	21	29
	HHS AFMFPAC	7	29
	VMT 2	22	29
	MCAS SO&ES	9	39
ELLYSON FLD	HTG 1	70	41
FALLON	NAAS 12 NAVDST	5	31
FORT WORTH	BWR RDT&E	2	70
FUTEMA	HMRL 261	15	29
GLENVIEW	NAS NART	60	50
GLYNCO	NAS	7	44
	NAVCICOFFSCOL	49	44
GREECE	ATT ATHENS	1	11
GROSSE ILE	NAS NART	42	50
GTMO BAY	VMF 312	27	19
	VU 10	9	11
	NAS GTMO BAY	7	11
HAITI	MISSION PTAUPR	1	11
ICELAND	FASRON 107	3	11
INDIA	ATT NEW DELHI	1	11
INDIANAPOLIS	AVIONICS FAC	1	31
IRAN	ATT TEHRAN	1	11
IWAKUNI	VQ 1	11	21
	VP 28	12	21
	MARS 17	23	29
	H&MS 12	10	29
	VMA 121	20	29
	VMA 332	20	29
	VMCJ 1	15	29
	VMR 253	20	29
	MCAF IWAKUNI	4	29
JACKSONVILLE	VA 44	80	11
	VFP 62	15	11
	VAP 62	8	11
	VP 5	12	11
	VP 16	12	11
	VW 4	9	11
	VU 10 DET	2	11
	NAS JAX	1	11
	NAS 6 NAV DST	24	31
	NARTU	41	50
	O&R BUWEPS FR	124	88
JAVA	ATT DJAKARTA	1	21
JOHNSVILLE	NAS 4 NAV DST	7	31
	NADC	17	70
KANEOHE	H&MS 13	10	29
	VMF 232	19	29
	VMA 212	22	29
	VMA 214	20	29
	HMRL 161	16	29
	MCAS 14 ND	7	29
	DET	4	31
KEFLAVIK	VP 18	12	11
KEY WEST	VF 101	48	11
KEY WEST	HS 1	14	11
	VMFAW 115	22	19
	VX 1	14	11
	NAS 6 NAV DST	8	31
KINGSVILLE	NAAS NAATC	209	43
KIRTLAND AFB	NASWF	1	31
	NASWF	9	70
KISARAZU AFB	VAW 13 DET A	3	21
KODIAK	VP 2	12	21
	FASRON 114	1	21
	NAVSTA 17 ND	2	21
KWAJALEIN	NAVSTA 14 ND	4	21
LAJES	NAF	1	11
LAKEHURST	ZP 3	6	11
	ZW 1	7	11
	HU 2	36	11
	NAS 4 NAV DST	3	31
	NARTU	13	50
	NATFSI	14	70
	NAS	2	70
	O&R BUWEPS FR	19	88
LANGLEY FLD	NASA	1	70
LITCHFLD PRK	NAF 11 NAV DST	2	31
	STORAGE FACLTY	1810	88
LONDON	FASRON SPC 200	7	11
LONG BEACH	CVS 33 KERSRGE	1	21
LOS ALAMITOS	VS 37	23	21
	FASRON 4 DET A	2	21
	NAS NART	81	50
LOS ANGELES	LPH 6 THETIS B	1	21
	CVA 16 LEXIGTN	1	21
MAYPORT	CVS 39 CHMPLAN	1	11
	CVA 42 FDR	1	11
	NAVSTA	3	31
	POOL BUWEPS FR	1	88
MEMPHIS	BTG 7	100	41
	NAS	16	44
	NARTU	27	50
MEXICO	ATT MEXICO CTY	1	11
MIDWAY	NAVSTA 14 ND	3	21
MINNEAPOLIS	NAS NART	34	50
MIRAMAR	VF 51	15	21
	VA 52	11	21
	VF 53	13	21
	VA 55	12	21
	VA 56	12	21
	VF 111	16	21
	VA 112	15	21
	VA 113	12	21
	VF 114	11	21
	VA 115	13	21
	VF 121	61	21
	VA 126	43	21
	VF 141	12	21
	VF 142	14	21
	VA 144	13	21
	VA 145	14	21
	VCP 63	27	21
	FASRON 12	12	21
	NAS 11 NAV DST	7	31
MOFFETT FLD	VF 124	67	21
	VA 125	27	21
	VF 151	9	21
	VA 152	13	21
	VA 153	13	21
	VA 155	12	21
	VF 211	15	21
	VF 213	15	21
	VA 215	12	21
	VA 216	13	21
	NAS MOFFETT	2	21
	NAS 12 NAV DST	14	31
	NASA	1	70
MONTEREY	NAF 12 NAVDST	42	31
MORTON	BWR RDT&E	1	70
NAHA	GMSRON 1 DET S	2	21
	VP 4	14	21
	NAF	6	21
NAPLES	VR 24 DET	7	11
	NAF	15	11
NEW IBERIA	NAAS NAATC	2	43
NEWPORT	CVS 40 TARAWA	1	11
NEW ORLEANS	NAS NART	35	50
NEW RIV JAX	H&MS 26	1	19
	HMRL 162	1	19
	HMRL 262	38	19
	HMRL 263	19	19
	VMO 1	23	19
	MCAF	6	39
NEW YORK	CVS 36 ANTETAM	1	11
	CVA 60 SARATOG	2	11
	NAS NART	69	50
NORFOLK	VS 27	23	11
	VS 30	22	11
	VS 36	23	11
	HS 3	13	11
	HS 7	14	11
	VP 8	12	11
	VP 24	13	11
	VP 44	10	11
	VP 56	12	11
	HU 2 DET 1	4	11
	FASRON 3	26	11
	FASRON 102	9	11
	VRF 31	3	11
	CVA 9 ESSEX	1	11
	CVS15 RANDOLPH	1	11
	LPH 4 BOXER	1	11
	CVA 59 FORSTAL	2	11
	CVS 45 VALYFRG	1	11
	CVS 18 WASP	1	11
	CVA 62 INDPEND	1	11
	AV 5 ALBERMRLE	1	11
	H&HS AFMFLNT	6	19
	NAS 5 NAV DST	17	31
	NARTU	30	50
	O&R BUWEPS FR	412	88
NORTH ISLAND	VA 122	35	21
	VAW 11	40	21
	VAW 11 DET M	7	21
	VFAW 3	35	21
	VS 38	22	21
	VP 42	12	21
	VP 46	9	21
	VP 48	11	21
	VR 21 DET	9	21
	FASRON 4	24	21
	FASRON 110	6	21
	VRF 32	3	21
	NAS NORTH ISL	9	21
	NAS 11 NAV DST	11	31
NORWAY	ATT OSLO	1	11
OAKLAND	NAS NART	76	50

CONFIDENTIAL

DECLASSIFIED

[redacted]

TOTAL PROGRAM AND NON-PROGRAM AIRCRAFT

TABLE 4 LOCATION OF AIRCRAFT INVENTORY BY ORGANIZATIONAL UNIT

LOCATION	UNIT	NO. OF A/C	COMMAND
OCEANA	VA 43	60	11
	VA 42	22	11
	VF 74	17	11
	VF 41	17	11
	VF 84	21	11
	VA 75	12	11
	VA 86	15	11
	VA 72	13	11
	VAH 1	13	11
	VX 3	1	11
	FASRON 5	1	11
	VU 4	16	11
	NAS 5 NAV DST	19	31
OLATHE	NATECHTRAU	17	44
	NAS NART	48	50
ONTARIO	BWR FR	26	88
OPPAMA	HU 1 DET 1	14	21
OPPAMA	H&MS 16	6	29
	NAF	58	21
PANAMA CITY	MINEDEFDEVU	3	70
PT HUENEME	LPH 5 PRINCETN	1	21
PORT ISABEL	NAAS NAATC	3	43
PTXNT RIVER	VW 2	10	11
	VW 13	12	11
	VW 15	11	11
	VR 1	14	11
	NAS PTXNT RIV	16	31
	NATC RDT&E	111	70
PEARL HARBOR	NAS 14 NAVDST	1	21
PENSACOLA	NAS NABTC	148	41
	CVS 36ANTETAM	1	41
	NATECHTRAU	18	44
	O&R BUWEPS FR	440	88
PERU	MISSION LIMA	1	11
PHILADELPHIA	NATECHTRAU	1	44
	NAMC	3	70
PNT ARGUELLO	NMF	2	31
POINT MUGU	GMSRON 1 DET Z	11	21
	VX 4	26	21
	PAC MISSLE RNG	64	31
	NAS 11 NAV DST	8	31
	USNMC RDT&E	14	70
PORT LYAUTEY	VR 24	8	11
	VMR 252 DET	3	19
	NAF ADV BASE	4	11
PORT WASHNGT	NTDC	1	31
QUANTICO	HMX 1	28	39
	MCAS AES 12	21	39
	MCAS AES 12	1	70
QUONSET PNT	VAW 12	34	11
	VAW 33	9	11
	VS 31	22	11
	VS 39	22	11
	HS 9	14	11
	HS 11	14	11
	VX 6	19	11
	VU 2	13	11
	CVA 11 INTREPD	1	11
	NAS 1 NAV DST	30	31
	NATU	4	70
	O&R BUWEPS FR	150	88
REAM FLD	HS 2	14	21
	HS 8	13	21
	HU 1	32	21
	NAAS 11 NAVDST	1	31
ROOSEVLT RDS	GMSRON 2	19	11
	VP 10	12	11
	VMA 224	23	19
	FASRON 105	1	11
	NAVSTA	11	11
ROTA	VQ 2	12	11
	VP 26	12	11
	NAVSTA	21	11
SAN DIEGO	CVS 20 BENNING	1	21
	CVA 19 HANCOCK	1	21
	O&R BUWEPS FR	188	88
SANFORD	VAH 3	25	11
	VAH 7	12	11
	FASRON 51	3	11
	NAS 6 NAV DST	4	31
SANGLEY PNT	VP 40	12	21
	NAVSTA	6	21
SANTA ANA	HMRL 163	23	29
	HMRL 361	24	29
	HMRM 462	19	29
	MCAF	2	39
SAUFLEY FLD	NAAS NABTC	223	41
SCHENECTADY	INSMAT	1	70
SEOUL	COMNAVFORKOREA	1	21
SEATTLE	NAS NART	40	50
SIGONELLA	VW 2 DET B	2	11
	NAF	3	11
SO WEYMOUTH	NADU	2	31
	NAS NART	55	50
	NADU	11	70
	POOL BUWEPS FR	2	88
SO AFRICA	ATT CAPETOWN	1	11
ST LOUIS	BWR ST LOUIS	1	31
	BWR RDT&E	12	70
	BWR FR	8	88
SUKIRON	HMRL 362	19	29
	VMO 2	23	29
TETERBORO	BWR TETERBORO	1	31
TAIWAN	COMSEVENTH FLT	1	21
	MAAG TSO YING	1	21
	NAVSECMAAGTAIP	1	21
THAILAND	MAAG BANGKOK	2	21
TRINIDAD	NAVSTA	1	11
TURKEY	MISSION ANKARA	1	11
VIETNAM	MAAG SAIGON	1	21
WHDBY ISLAND	VAH 4	18	21
	VAH 123	21	21
	VAH 2	8	21
	VP 1	12	21
	VP 17	12	21
	VP 50	9	21
	NAS 13 NAV DST	13	31
WHITING FLD	NAAS NABTC	367	41
WICHITA	BWR RDT&E	1	70
WILLOW GROVE	NAS NART	57	50
YOKOSUKA	COMNAVFORJAPAN	1	21
YUMA	MCAAS	9	39
	ARGENTINA	4	88
	ATOM ENER COMM	1	88
	BLATZ AIRLINES	1	88
	CAL AIR CHARTR	1	88
	CEN AIRLNE INC	3	88
	DEPT OF AGRI	2	88
	DEPT OF INT	1	88
	DEPT OF JUSTCE	2	88
	FED AVN AGENCY	39	88
	GEN ELEC CO	1	88
	LAKE CEN AIRLN	2	88
	NO CEN AIRLNS	2	88
	OZARK AIR INC	3	88
	TRANS TEX AIRW	2	88
	U S ARMY	8	88
	USAF	3	88
	U S CG	1	88
		11969	

[redacted]

DECLASSIFIED

CONFIDENTIAL

SECTION II
AIRCRAFT INVENTORY, END OF MONTH

PROGRAM AND NON-PROGRAM AIRCRAFT

TABLE PAGE

5...MAJOR PROGRAM CLASSIFICATION BY COMBAT AND NON-COMBAT TYPE AIRCRAFT 71

6...STATUS DISTRIBUTION BY CLASS AND COMMAND 72

7...STATUS DISTRIBUTION, 1950 TO DATE 73

8...NON-PROGRAM AIRCRAFT, STATUS DISTRIBUTION BY MODEL 74

9...PROGRAM AIRCRAFT, TYPE OF ORGANIZATIONAL UNIT BY CLASS 76

10...PROGRAM AIRCRAFT, ATLANTIC FLEET, TYPE OF ORGANIZATIONAL UNIT BY CLASS 78

11...PROGRAM AIRCRAFT, PACIFIC FLEET, TYPE OF ORGANIZATIONAL UNIT BY CLASS 79

SPECIAL TABLES

12...MAN-CARRYING DRONES BY COMMAND AND STATUS DISTRIBUTION BY MODEL 80

13...AIRCRAFT ON LOAN TO NAVY 80

CHARTS

1...AIRCRAFT INVENTORY AND PLANNED ASSIGNMENT DATA 69

2...MONTH-END INVENTORY OF PROGRAM AIRCRAFT BY STATUS, JUNE 1955 TO DATE 71

3...TOTAL NAVY PROGRAM AIRCRAFT BY ORGANIZATIONAL UNITS 77

CONFIDENTIAL

CONFIDENTIAL

STATUS OF NAVY AIRCRAFT INVENTORY

SCOPE OF SECTION II

Navy aircraft "inventory" is comprised of all aircraft which have been accepted, but not stricken, by the Navy. An aircraft is accepted when legal custody is assumed by the Navy, and is stricken when officially separated from Navy custody by the signature of the Deputy Chief of Naval Operations (Air) to the monthly notice "Separations From and Reinstatements To the Navy list of aircraft".

Navy aircraft are presented under three basic classifications: STATUS, KIND OR CLASS and CONFIGURATION, and CUSTODY. "Status" refers to the classification of the functional employment or condition of aircraft; that is, generally, either undergoing, awaiting, or enroute to either operating, standard rework, special rework, storage, final disposition, or evaluation to determine next action. "Kind or Class and Configuration" refers to physical characteristics; as to general mission purpose of Navy aircraft design, e.g., fighter, attack, patrol, transport, etc. "Sub-Class" refers to the next lower level of classification into more specific mission purpose of design, e.g., all-weather, photographic, etc. "Custody" refers to organizational location; that is, administrative control of assignment, logistic support, and employment of aircraft; and, responsibility to account for and otherwise provide information about aircraft.

Included in Section II are selected inventory statistics for all Navy aircraft except non-man-carrying target drones and guided missiles. (Man-carrying drones and aircraft on loan to Navy are included in tables 12 and 13, but are excluded from all others in Section II.) Succeeding tables and listings represent successive breakdowns, in varying degree of detail, of current TOTAL INVENTORY.

GLOSSARY OF TERMS (AIRCRAFT)

TOTAL INVENTORY - Comprises all man-carrying Naval aircraft (including man-carrying drones) in the custody of all Navy and Marine organizations and units which have been accepted but not yet stricken. Total inventory may be divided into Program and Non-Program categories.

PROGRAM AIRCRAFT - Comprise all production aircraft in the physical custody of Navy and Marine units for which current or future operation within an authorized allowance is intended or can reasonably be expected. Stated differently, the program category includes operating, logistic support and reserve stock aircraft.

NON-PROGRAM AIRCRAFT - Comprise all aircraft of project development and service test (BIS) configuration, target drones (man-carrying), aircraft retired but not yet stricken (including contingency reserve), and aircraft on loan or on bailment contracts.

OPERATIONAL AIRCRAFT - This grouping includes all program aircraft in the controlling custody of the operating commands (COMNAVAIRLANT, COMNAVAIRPAC, CNATRA, CNARESTRA, NABS, and BUWEPS RDT&E) i.e., operating and operational pool aircraft.

OPERATING AIRCRAFT - are those aircraft in the custody of designated units for flight in performance of a Navy mission therefor, in accordance with, and in direct assignment against OPNAV planned operating assignments. Operating aircraft may be further classified by primary mission of unit having custody - "Combat", "Direct Combat Support", "Indirect Combat Support", "Air Training" and "Reserve (USNR-USMCR) Training".

LOGISTIC SUPPORT - Comprise aircraft in the Non-Operational Support and Operational Pool categories (see below).

OPERATIONAL POOL AIRCRAFT - are non-operating aircraft in custody of the operating command, i.e., pipeline aircraft in support of the operating program. Pool aircraft are often further classified as between "Ready For Issue" (those new or newly reworked aircraft awaiting issue to an operating unit) and "Not Ready For Issue" (aircraft in process of rework or return to BUWEPS).

NON-OPERATIONAL SUPPORT - aircraft are those in custody of BUWEPS (Fleet Readiness) for purposes of rework.

RESERVE STOCK - are program aircraft in the controlling custody of BUWEPS (FR) which are not currently and actively engaged in any of the various logistic processes (i.e., in, awaiting or enroute to operating or to rework) required in normal transition through standard service life.

CONTINGENCY RESERVE - aircraft are those which have been retired from the program inventory as a consequence of completion of standard service life but which have been retained in the inventory to alleviate mobilization deficiencies. Only those aircraft are retained in contingency reserve for which spare part support is available for at least one more overhaul and one more service tour.

ACTIVE AIRCRAFT - Operating aircraft and aircraft currently engaged in logistic support of operating aircraft.

INACTIVE AIRCRAFT - Non-program and Reserve Stock aircraft.

DECLASSIFIED

CHART 1

AIRCRAFT INVENTORY AND PLANNED ASSIGNMENT DATA

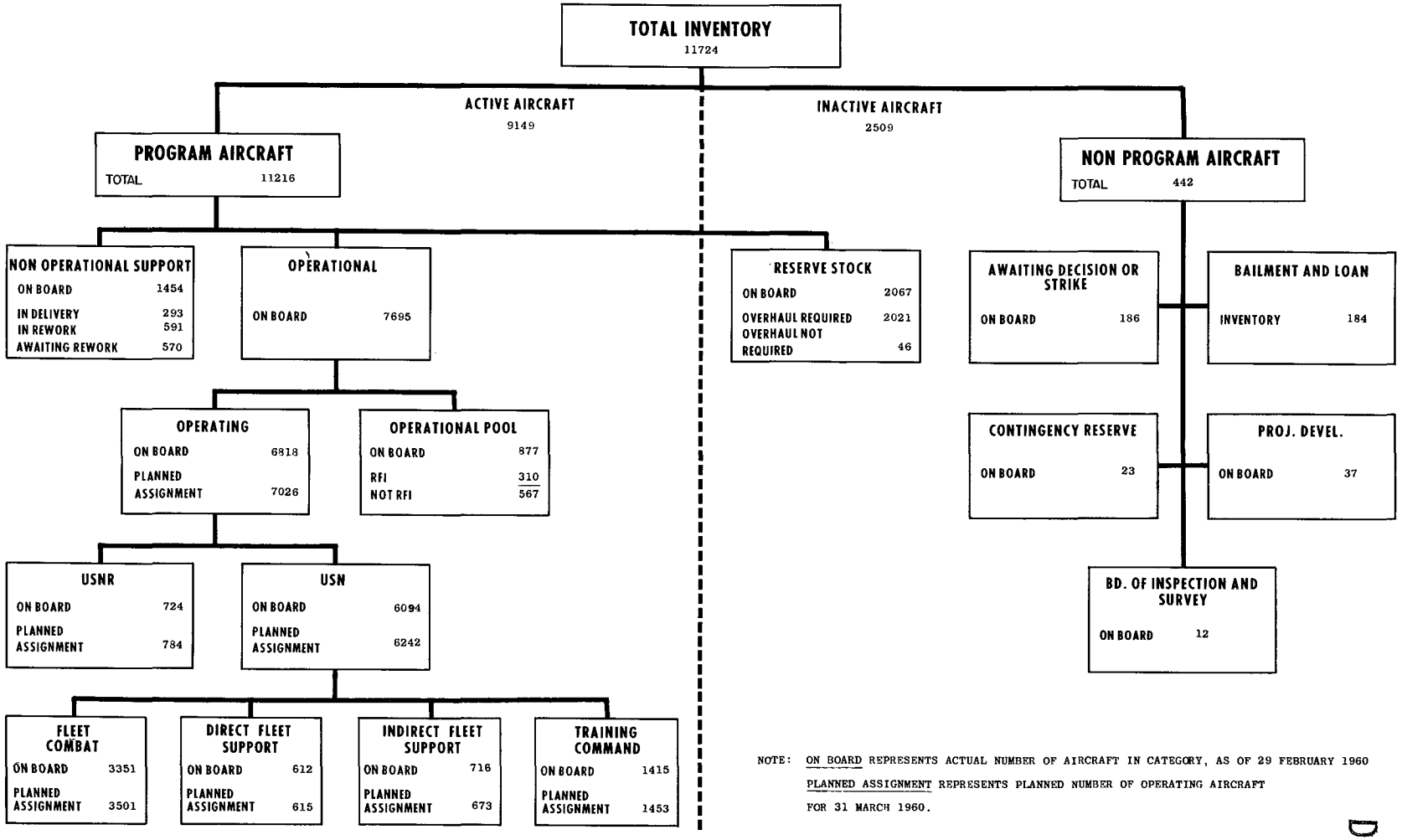

NOTE: ON BOARD REPRESENTS ACTUAL NUMBER OF AIRCRAFT IN CATEGORY, AS OF 29 FEBRUARY 1960

PLANNED ASSIGNMENT REPRESENTS PLANNED NUMBER OF OPERATING AIRCRAFT FOR 31 MARCH 1960.

[redacted]

[redacted]

DECLASSIFIED

DECLASSIFIED

CONFIDENTIAL

TOTAL AIRCRAFT INVENTORY

TABLE 5

MAJOR PROGRAM CLASSIFICATIONS BY COMBAT AND NON-COMBAT TYPE

PROGRAM & NON-PROGRAM

PROGRAM CLASSIFICATION	29 FEBRUARY 1960					31 JANUARY 1960				
	GRAND TOTAL	HEAVIER-THAN-AIR			LIGHTER THAN AIR	GRAND TOTAL	HEAVIER-THAN-AIR			LIGHTER THAN AIR
		TOTAL	COMBAT TYPE	NON-COMBAT TYPE			TOTAL	COMBAT TYPE	NON-COMBAT TYPE	
TOTAL INVENTORY	11,658	11,621	7,365	4,256	37	11,724	11,688	7,290	4,398	36
PROGRAM AIRCRAFT	11,216	11,180	7,048	4,132	36	11,274	11,238	6,977	4,261	36
Operational	7,695	7,683	4,910	2,773	12	7,767	7,755	4,927	2,828	12
Operating	6,818	6,808	4,220	2,588	10	6,978	6,968	4,345	2,623	10
U. S. Navy	6,094	6,084	3,651	2,433	10	6,227	6,217	3,751	2,466	10
U. S. Navy Reserve	724	724	569	155	-	751	751	594	157	-
Operational pools	877	875	690	185	2	789	787	582	205	2
RFI	310	308	259	49	2	282	280	212	68	2
Not RFI	567	567	431	136	-	507	507	370	137	-
Non-Operational Support	1,454	1,453	1,025	428	1	1,492	1,491	1,035	456	1
Delivery	293	293	237	56	-	257	257	174	83	-
Rework	591	590	393	197	1	594	593	389	204	1
Awtg. Rework	570	570	395	175	-	641	641	472	169	-
Reserve Stock	2,067	2,044	1,113	931	23	2,015	1,992	1,015	977	23
Overhaul Required	2,021	2,005	1,091	914	16	1,968	1,952	992	960	16
Overhaul Not Required	46	39	22	17	7	47	40	23	17	7
NON-PROGRAM AIRCRAFT	442	441	317	124	1	450	450	313	137	-
Awaiting Decision or Strike	186	186	150	36	-	190	190	154	36	-
Contingency Reserve	23	23	21	2	-	23	23	21	2	-
Project Development	37	37	30	7	-	38	38	30	8	-
Bailment and Loan	184	184	105	79	-	182	182	92	90	-
Board of Inspection and Survey	12	11	11	-	1	17	17	16	1	-

CHART 2

TOTAL PROGRAM AIRCRAFT BY STATUS

30 JUNE 1955 TO DATE

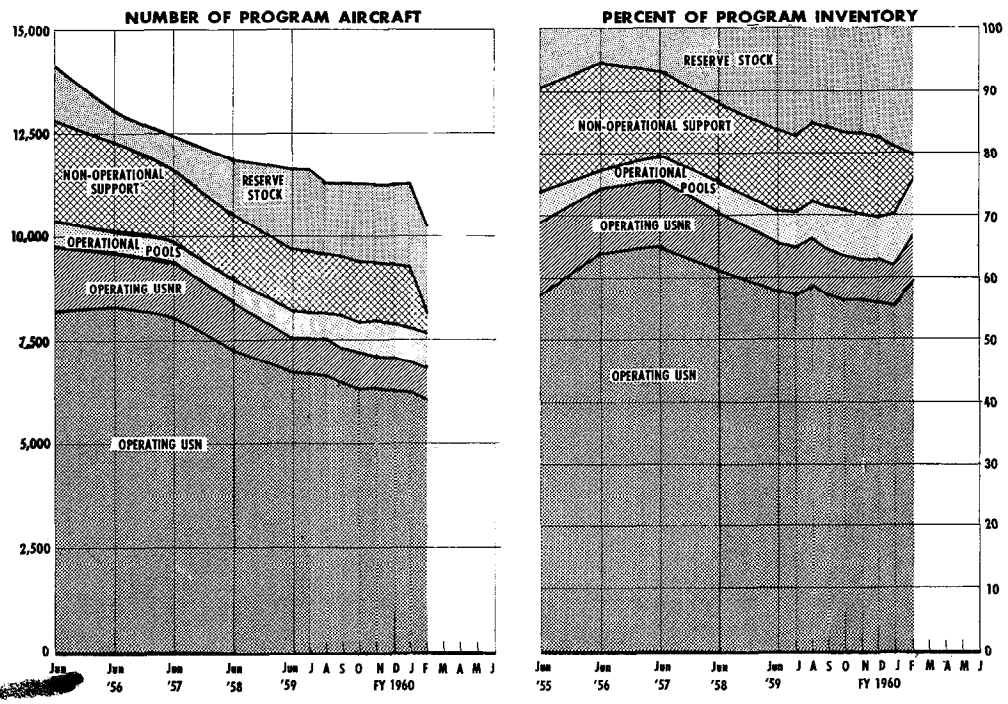

CONFIDENTIAL

[redacted]

DECLASSIFIED

TABLE 6

TOTAL AIRCRAFT INVENTORY
STATUS DISTRIBUTION BY CLASS & COMMAND
PROGRAM & NON-PROGRAM

CLASS AND COMMAND	GRAND TOTAL	PROGRAM								NON - PROGRAM						
		TOTAL	OPERATIONAL			NON-OPERATIONAL SUPPORT			RESERVE STOCK	TOTAL	AWTG DE-CISION	AWTG. STRIKE	CONTIN-GENCY RESERVE	PRO-JECT DE-VELOP-MENT a/	BAIL-MENT & LOAN	BOARD OF INSPEC-TION & SURVEY
			OPER-ATING	LOGISTIC SUPPORT												
				OPT'L POOL												
				RFI	NOT RFI	IN DELIVERY	IN REWORK	AWTG. REWORK								
TOTAL	11,658	11,216	6,818	310	567	293	591	570	2,067	442	106	80	23	37	184	12
Fighter	2,744	2,630	1,283	137	200	69	91	106	744	114	35	2	15	16	45	1
VF(DAY)JET	1,517	1,491	609	79	124	27	56	57	539	26	4	-	-	7	14	1
VF(AW)JET	865	781	493	51	64	23	28	33	89	84	31	2	15	9	27	-
VF(P)JET	232	229	100	7	7	16	3	-	96	3	-	-	-	-	3	-
VF(D)JET	87	86	50	-	4	3	2	13	14	1	-	-	-	-	1	-
VF(XD)JET	15	15	9	-	-	-	-	-	6	-	-	-	-	-	-	-
VF(Q)JET	28	28	22	-	1	-	2	3	-	-	-	-	-	-	-	-
Attack	2,515	2,363	1,456	79	136	104	110	186	292	152	39	65	6	8	25	9
VA(DAY)JET	1,197	1,152	820	59	95	84	13	23	58	45	23	-	5	6	7	4
VA(AW)JET	10	-	-	-	-	-	-	-	-	10	-	-	-	-	10	-
VA(P)JET	28	24	18	-	-	4	2	-	-	4	-	-	-	-	2	2
VA(Q)JET	18	15	9	-	-	3	2	1	-	3	-	-	-	-	1	2
VA(HT)JET	8	7	5	-	1	1	-	-	-	1	-	-	-	-	-	1
VA(H)JET	156	151	114	-	23	-	9	5	-	5	-	-	-	2	3	-
VA(DAY)PROP	730	653	338	13	11	7	62	88	134	77	11	65	1	-	-	-
VA(AW)PROP	158	153	63	4	2	1	10	48	25	5	5	-	-	-	-	-
VA(W)PROP	201	200	83	3	4	4	12	21	73	1	-	-	-	-	1	-
VA(P)PROP	2	2	-	-	-	-	-	-	2	-	-	-	-	-	-	-
VA(Q)PROP	6	6	6	-	-	-	-	-	-	-	-	-	-	-	-	-
VA(H)PROP	1	-	-	-	-	-	-	-	-	1	-	-	-	-	1	-
Anti-Submarine	627	614	457	21	38	5	47	46	-	13	-	4	-	1	8	-
VS	627	614	457	21	38	5	47	46	-	13	-	4	-	1	8	-
Patrol	749	746	500	6	19	18	98	39	66	3	-	-	-	2	1	-
VP(L)	561	559	382	2	15	15	64	31	50	2	-	-	-	1	1	-
VP(S)	182	181	113	4	4	3	33	8	16	1	-	-	-	1	-	-
VP(LD)	6	6	5	-	-	-	1	-	-	-	-	-	-	-	-	-
Warning	142	140	96	9	19	-	5	-	11	2	-	-	-	-	1	1
VW(WEA)	7	7	3	3	1	-	-	-	-	-	-	-	-	-	-	-
VW(AEW)	127	126	91	6	18	-	-	-	11	1	-	-	-	-	1	-
VW(Q)	8	7	2	-	-	-	5	-	-	1	-	-	-	-	-	1
Observation	46	46	37	2	2	-	-	5	-	-	-	-	-	-	-	-
VO	46	46	37	2	2	-	-	5	-	-	-	-	-	-	-	-
Transport	615	570	412	5	25	7	56	4	61	45	-	-	-	-	45	-
VR(H)	164	163	128	2	14	1	17	1	-	1	-	-	-	-	1	-
VR(M)	371	329	217	3	6	6	34	2	61	42	-	-	-	-	42	-
VR(C)	80	78	67	-	5	-	5	1	-	2	-	-	-	-	2	-
Utility	194	190	93	1	4	8	16	11	57	4	4	-	-	-	-	-
VU(SAR)	99	99	60	1	3	6	11	9	9	-	-	-	-	-	-	-
VU(TOW)	79	76	25	-	1	-	5	1	44	3	3	-	-	-	-	-
VU(R&D)	16	15	8	-	-	2	-	1	4	1	1	-	-	-	-	-
Training	2,975	2,906	1,763	41	97	34	96	106	769	69	26	-	2	7	34	-
VT(JET)	1,075	1,041	619	23	51	28	23	35	262	34	21	-	-	6	7	-
VT(D)(JET)	16	14	9	-	1	-	-	1	3	2	1	-	-	-	1	-
VT(XD)(JET)	9	7	1	-	-	-	-	-	6	2	1	-	-	-	1	-
VT(ME)(PROP)	722	718	474	11	2	-	1	9	221	4	3	-	-	-	1	-
VT(MEP)	39	39	28	-	-	-	-	2	9	-	-	-	-	-	-	-
VT(SE)(PROP)	1,056	1,054	619	7	43	6	67	59	253	2	-	-	-	1	1	-
VT(E)(PROP)	42	17	-	-	-	-	2	-	15	25	-	-	2	-	23	-
VT(NAV)(PROP)	6	6	3	-	-	-	3	-	-	-	-	-	-	-	-	-
VT(D)(PROP)	10	10	10	-	-	-	-	-	-	-	-	-	-	-	-	-
Rotary Wing	1,014	975	711	7	27	48	71	67	44	39	2	9	-	3	25	-
HS	228	206	168	1	1	4	24	8	-	22	-	5	-	2	15	-
HO	99	98	59	-	4	9	15	10	1	1	-	-	-	-	1	-
HR(L)	324	324	247	5	11	31	14	16	-	-	-	-	-	-	-	-
HR(M)	40	38	34	-	1	1	2	-	-	2	-	-	-	1	1	-
HU	250	245	157	1	10	3	14	28	32	5	1	-	-	-	4	-
HT	73	64	46	-	-	-	2	5	11	9	1	4	-	-	4	-
Airships	37	36	10	2	-	-	1	-	23	1	-	-	-	-	-	1
ZP	30	30	6	1	-	-	1	-	22	-	-	-	-	-	-	-
ZW	7	6	4	1	-	-	-	-	1	1	-	-	-	-	-	1
COMMAND																
LANT	2,104	2,104	1,816	119	139	-	-	-	-	-	-	-	-	-	-	-
PAC	2,526	2,526	2,141	115	270	-	-	-	-	-	-	-	-	-	-	-
NABS	542	542	535	-	7	-	-	-	-	-	-	-	-	-	-	-
NATRA	1,541	1,541	1,415	44	82	-	-	-	-	-	-	-	-	-	-	-
NART	822	821	724	32	65	-	-	-	-	1	1	-	-	-	-	-
RDT&E	316	161	157	-	4	-	-	-	-	155	-	-	-	36	108	11
BUWEPS	3,807	3,521	-	-	-	293	591	570	2,067	286	105	80	23	1	76	1

a/ Project Development - A new non-program aircraft category, established with 30 June 1958 data, which includes both the Research and Development "Y-Project" aircraft and Experimental aircraft.

[redacted]

DECLASSIFIED

[redacted]

TABLE 7

STATUS DISTRIBUTION BY CLASS & COMMAND
PROGRAM & NON-PROGRAM

CLASS AND COMMAND	GRAND TOTAL	PROGRAM								NON - PROGRAM						
		TOTAL	OPERATIONAL			NON-OPERATIONAL SUPPORT			RESERVE STOCK	TOTAL	AWTG DECISION b/	AWTG. STRIKE	CONTINGENCY RESERVE	PROJECT DEVELOPMENT c/	BAILMENT & LOAN	BOARD OF INSPECTION & SURVEY
			OPER-ATING	LOGISTIC SUPPORT												
				OPT'L POOL a/												
				RFI	NOT RFI	IN DELIVERY	IN REWORK	AWTG. REWORK								
30 JUNE																
1950	14,095	13,891	6,177	553	-	535	965	869	4,792	204	119	-	-	42	43	-
1951	13,532	13,174	7,369	797	-	610	1,053	877	2,468	358	269	-	-	43	46	-
1952	13,846	13,475	8,844	836	-	677	1,031	818	1,299	371	269	-	-	35	67	-
1953	14,723	14,012	9,946	1,167	-	685	835	675	704	711	574	-	-	33	104	-
1954	15,536	14,151	9,733	1,025	-	588	847	880	1,078	1,385	1,197	-	-	24	118	46
1955																
31 March	16,318	14,080	9,559	851	-	624	1,010	937	1,099	2,238	581	-	1,428	16	159	54
30 June	16,504	14,140	9,761	644	23	612	924	857	1,319	2,364	126	503	1,508	18	163	46
30 September	16,780	14,159	9,715	543	31	598	1,036	774	1,462	2,621	126	831	1,431	13	170	50
31 December	17,079	13,710	9,578	460	26	626	1,038	775	1,207	3,369	148	2,145	817	11	191	57
1956																
31 March	17,067	13,554	9,692	442	46	539	1,063	728	1,054	3,513	125	2,527	590	8	200	63
30 June	15,761	13,003	9,687	371	32	482	981	764	686	2,758	131	1,591	734	9	236	57
30 September	14,714	12,752	9,596	350	15	369	943	745	734	1,962	201	602	829	8	266	56
31 December	14,253	12,573	9,553	364	18	391	892	618	737	1,680	158	336	853	8	265	60
1957																
31 March	13,933	12,556	9,557	400	17	380	767	604	841	1,367	103	169	760	7	275	53
30 June	13,958	12,434	9,421	471	21	362	718	624	817	1,524	196	137	870	5	270	46
30 September	12,748	12,065	9,338	180	295	348	776	444	684	683	58	160	145	5	272	43
31 December	12,786	12,140	9,275	100	354	373	756	422	860	646	66	133	150	3	252	42
1958																
31 March	12,865	12,214	9,039	112	390	391	758	464	1,060	651	93	149	150	-	223	36
30 June	12,573	11,924	8,424	198	373	259	764	515	1,391	649	59	221	56	58	226	29
30 September	12,087	11,629	8,415	124	412	242	678	395	1,363	458	27	121	4	49	230	27
31 December	12,098	11,659	8,147	116	455	290	661	479	1,511	439	40	94	4	44	237	20
1959																
31 March	12,048	11,607	7,657	170	452	221	690	563	1,854	441	66	77	9	35	235	19
30 June	12,067	11,597	7,562	145	462	274	617	589	1,948	470	104	84	14	32	212	24
30 September	11,700	11,296	7,277	323	498	207	624	590	1,777	404	73	57	27	35	197	15
31 December	11,737	11,257	7,064	322	456	272	552	647	1,944	480	64	131	44	37	182	22
1960																
31 January	11,724	11,274	6,978	282	507	257	594	641	2,015	450	87	103	23	38	182	17
29 February	11,658	11,216	6,818	310	567	293	591	570	2,067	442	106	80	23	37	184	12

a/ Commencing with 30 April 1955 data, "Operational Pool" aircraft was broken by "For Use" and "For BUWEPS" until 30 June 1957. Commencing with 31 July 1957 data, "Operational Pool" aircraft is broken by "RFI" and "Not RFI".

b/ Includes aircraft both in "Awaiting Decision" and "Awaiting Strike" status for period June 1950 through 31 May 1957.

c/ Project Development - A new non-program aircraft category, established with 30 June 1958 data, which includes both the Research, Development, Test and Evaluation "Y-Project" aircraft and Experimental aircraft.

[redacted]

[redacted]

CO[redacted]

DECLASSIFIED

DISTRIBUTION OF NON PROGRAM AIRCRAFT BY MODEL

TABLE 8

CLASS & MODEL	GRAND TOTAL	AWTG. DECI-SION	AWTG. STRIKE	MAP	CONT. RE-SERVE	BAIL-MENT	LOAN	PROJ. DEV.	BRD. OF INSP. & SURVEY
TOTAL	442	106	4	76	23	91	93	37	12
Fighter	114	35	2		15	35	10	16	1
VF(DAY)JET	26	4				9	5	7	1
F8U-2.....	1					1			
YF8U-2.....	1								1
F8U-1.....	3					3			
Y/F8U-1....	3							3	
F11F-1.....	3					2	1		
Y/F11F-1...	3							3	
F11F-1F....	1					1			
F9F-8.....	3	3							
F9F-6.....	1	1							
F9F-2.....	4						4		
F2H-2.....	1					1			
FJ-4.....	1					1			
Y/FJ-4.....	1							1	
VF(AW)JET	84	31	2		15	25	2	9	
F8U-2N.....	2					2			
F2H-4.....	17	10			7				
F2H-3.....	14	6			8				
F3H-2.....	5					5			
F3H-2N.....	2					2			
Y/F3H-2N...	1							1	
F4H-1.....	9					9			
F3D-2.....	3	1				2			
F3D-2T2....	15	15							
F3D-2M.....	2					2			
F3D-1.....	2					1	1		
Y/F3D-1....	1							1	
F4D-1.....	2					2			
Y/F4D-1....	7							7	
XF4D-1.....	1						1		
YF2Y-1.....	1	1							
VF(F)JET	3					1	2		
F9F-8P.....	3					1	2		
VF(D)JET	1						1		
F8U-1D.....	1						1		
Attack	152	39		65	6	12	13	8	9
VA(DAY)JET	45	23			5	6	1	6	4
A4D-2.....	1					1			
Y/A4D-2....	5							5	
A4D-2N.....	4					4			
YA4D-2N....	4								4
A4D-1.....	2					1	1		
Y/FJ-4B....	1							1	
F9F-8B.....	28	23			5				
VA(AW)JET	10						10		
A3J-1.....	10						10		
VA(P)JET	4						2		2
A3D-2P.....	2						2		
YA3D-2P....	2								2
VA(Q)JET	3					1			2
A3D-2Q.....	1					1			
YA3D-2Q....	2								2
VA(HT)JET	1								1
YA3D-2T....	1								1
VA(H)JET	5								
A3D-2.....	2								
Y/A3D-2....	1								
A3D-1.....	1								
Y/A3D-1....	1								
VA(DAY)PROP	77	11		65	1				
AD-5.....	12	11			1				
AD-4NA.....	65			65					
VA(AW)PROP	5	5							
AD-5N.....	5	5							
VA(W)PROP	1								
WF-2.....	1								
VA(H)PROP	1								
AJ-1.....	1								
Anti-Submarine	13			4		8		1	
VS	13			4		8		1	
S2F-3.....	7					7			
S2F-1.....	5			4		1			
Y/S2F-1....	1							1	
Patrol	3					1		2	
VP(L)	2					1		1	
P2V-7S.....	1					1			
Y/P2V-3W...	1							1	
VP(S)	1							1	
Y/PBM-5S2..	1							1	
Warning	2					1			1
VW(AEW)	1					1			
WV-2E.....	1					1			
VW(Q)	1								1
YWV-2Q.....	1								1
Transport	45					3	42		
VR(H)	1						1		
R5D-4R.....	1						1		
VR(M)	42					1	41		
R4D-6.....	2						2		
R4D-5.....	4						4		
R4D-6R.....	23					1	22		
R4D-5R.....	9						9		
R4D-6Z.....	3						3		
R4D-5Z.....	1						1		
VR(C)	2					2			
TF-1.....	2					2			

CONFIDENTIAL

DECLASSIFIED

[redacted]

DISTRIBUTION OF NON-PROGRAM AIRCRAFT BY MODEL

TABLE 8

CLASS & MODEL	GRAND TOTAL	AWTG. DECI-SION	AWTG. STRIKE	MAP	CONT. RE-SERVE	BAIL-MENT	LOAN	PROJ. DEV.	BRD. OF INSP. & SURVEY
Utility	4	4							
VU(TCM)	3	3							
JD-1.....	3	3							
VU(TCM)D	1	1							
JD-1D.....	1	1							
Training	69	26			2	7	27	7	
VT(JET)	34	21				6	1	6	
T2J-1.....	4	1				3			
Y/T2J-1....	4	-						4	
Y/T2V-1....	1	-						1	
TV-2.....	20	20							
Y/TV-2.....	1	-						1	
F9F-8T.....	4					3	1		
VT(D)JET	2	1					1		
TV-2D.....	2	1					1		
VT (KD)JET	2	1					1		
TV-2KD.....	2	1					1		
VT(ME)PROP	4	3					1		
SNB-5.....	4	3					1		
VT(SE)PROP	2					1		1	
Y/T-34B....	1							1	
F-28B.....	1					1			
VT(E)PROP	25				2		23		
R4D-6Q.....	8				1		7		
R4D-5Q.....	4				1		3		
R4D-6S.....	12						12		
R4D-5S.....	1						1		

CLASS & MODEL	GRAND TOTAL	AWTG. DECI-SION	AWTG. STRIKE	MAP	CONT. RE-SERVE	BAIL-MENT	LOAN	PROJ. DEV.	BRD. OF INSP. & SURVEY
Rotary Wing	39	2	2	7		24	1	3	
HS	22			5		15		2	
HSS-2.....	8					8			
HSS-1.....	7					7			
HSS-1N.....	5			5					
Y/HSS-1N...	1							1	
Y/HSL-1....	1							1	
HO	1					1			
HOK-1.....	1					1			
HR	2						1	1	
HR2S-1.....	1						1		
Y/HR2S-1...	1							1	
HU	5	1				4			
HU2K-1.....	2					2			
HUL-1.....	1					1			
HUP-2.....	2	1				1			
HT	9	1	2	2		4			
HTK-1.....	3					3			
HTL-7.....	1					1			
HTL-5.....	3	1	2						
HTL-4.....	2			2					
Airships	1								1
ZM	1								1
YZPG-3W....	1								1

[redacted]

DECLASSIFIED

[redacted]

PROGRAM AIRCRAFT INVENTORY
TYPE OF ORGANIZATIONAL UNIT BY CLASS

TABLE 9

UNIT TYPE	TOTAL	CLASS OF AIRCRAFT													
		VF JET	VF PROP	VA JET	VA PROP	VS	VP	VW	VO	VR	VU	VT JET	VT PROP	H	Z
TOTAL	11216	2630		1349	1014	614	746	140	46	570	190	1062	1844	975	36
OPERATING	6818	1283		966	490	457	500	96	37	412	93	629	1134	711	10
LOGISTIC SUPP	2331	603		325	290	157	180	33	9	97	40	162	212	220	3
RESERVE STOCK	2067	744		58	234		66	11		61	57	271	498	44	23
OPERATING UNITS															
FLEET COMBAT	3351	903		769	328	198	352	79	37	145		39	7	486	8
USN	2375	574		546	325	198	352	79		56				237	8
VF DAY	229	229													
VF AW	226	214		12											
VA JET	398	10		377	11										
VA PROP	219			21	198										
VA H	113			113											
VFP PHOTO	30	30													
VAW AEW	111				110	1									
VFAW	28	28													
GMGRU	29	29													
VQ ECM	17			8	6		3								
VAP PHOTO	8			8											
VCP PHOTO	41	34		7											
VS	197					197									
HS	137													137	
VP LAND	239						239								
VP SEA	110						110								
ZP	4														4
VW AEW WEA	30							28		2					
VW BARRIER	51							51							
ZW BARRIER	4														4
HU	100													100	
VR TAC SUPP	54									54					
USMC	976	329		223	3				37	89		39	7	249	
MAW HEDRONS	82				3					27		39	5	8	
VMF	166	166													
VMF AW	116	116													
VMA	223			223											
VMCJ	47	47													
VMR	62									62					
HMR	225								3					222	
VMO	55								34				2	19	
DIR FLEET SUPP	612	63		13	15	6	19	3		95	67	178	123	30	
USN	550	63		13	15	6	19	3		89	66	133	115	28	
OPTEVFOR	50	5		13		4	9			5	4	2	3	5	
FASRON	88				2	2	1	1		24	5	14	39		
VU	113	57			7		2			1	30	5	8	3	
FERRY SQDRNS	6									4			2		
FLEET TRNG	160						7	2		9		112	29	1	
FLEET BASES	104	1			4					23	26		34	16	
CV & AV UTIL	29				2					23	1			3	
USMC	62									6	1	45	8	2	
FMF & FAHG	13									5		4	4		
VMT	39											39			
FLEET BASES	10									1	1	2	4	2	
IND FLEET SUPP	716	71		28	31	4	14	8		104	24	92	263	75	2
NABS & NAS	409	12		1	7	1	1	2		58	18	74	204	31	
HMX	28													28	
BWGR & BWR	16									2			14		
RDT & E	157	59		27	12	3	13	6		10	3	8	6	8	2
ATT & MISS	23									16	3		3	1	
USMCAS	83				12					18		10	36	7	
NATRA	1415	102		85	42	89	19	6		16	2	280	695	79	
BASIC	850	6			1					6	2	163	604	68	
ADVANCED	457	48		85	41	89	19			6		105	55	9	
TECHNICAL	108	48						6		4		12	36	2	
NART	724	144		71	74	160	96			52		40	46	41	
LOGISTIC SUPP	2331	603		325	290	157	180	33	9	97	40	162	212	220	3
OPTL POOLS	877	337		178	37	59	25	28	4	30	5	75	63	34	2
RFI	310	137		59	20	21	6	9	2	5	1	23	18	7	2
NOT RFI	567	200		119	17	38	19	19	2	25	4	52	45	27	
NON-OPTL SUPP	1454	266		147	253	98	155	5	5	67	35	87	149	186	1
DELIVERY	293	69		92	12	5	18			7	8	28	6	48	
REWORK	591	91		26	84	47	98	5		56	16	23	73	71	1
AWTG REWORK	570	106		29	157	46	39		5	4	11	36	70	67	
RESERVE STOCK	2067	744		58	234		66	11		61	57	271	498	44	23
O/H REQUIRED	2021	738		54	230		58	11		60	57	270	483	44	16
O/H NOT REQ	46	6		4	4		8			1		1	15		7

[redacted]

Chart 3

DECLASSIFIED

[redacted]

TYPE OF ORGANIZATIONAL UNIT

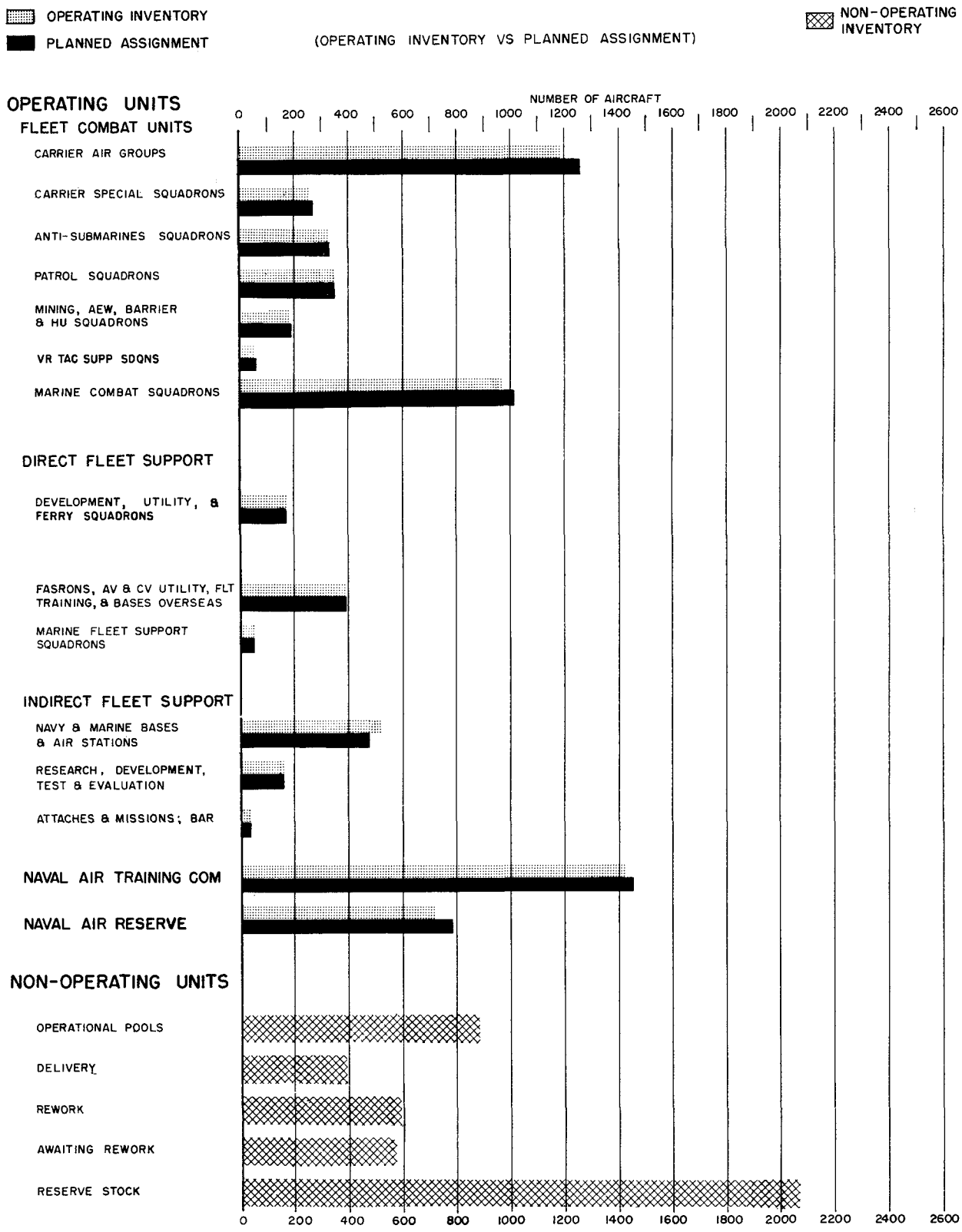

[redacted]

[redacted]

PROGRAM AIRCRAFT INVENTORY
TYPE OF ORGANIZATIONAL UNIT BY CLASS
NAVAL AIR FORCE, ATLANTIC FLEET

DECLASSIFIED

TABLE 10

UNIT TYPE	TOTAL	CLASS OF AIRCRAFT													
		VF JET	VF PROP	VA JET	VA PROP	VS	VP	VW	VO	VR	VU	VT JET	VT PROP	H	Z
TOTAL	2104	503		401	177	141	201	57	14	142	31	105	67	255	10
OPERATING	1846	410		356	156	124	196	39	12	133	29	81	52	250	8
OPERATING POOLS	258	93		45	21	17	5	18	2	9	2	24	15	5	2
FLEET COMBAT	1555	382		356	150	118	181	37	12	64		11	1	235	8
USN	1162	250		256	147	118	181	37		28				137	8
VF DAY	102	102													
VF AW	106	106													
VA JET	176	5		160	11										
VA PROP	101			21	80										
VA H	62			62											
VFP PHOTO	30	30													
VAW AEW	54				54										
GMGRU	7	7													
VQ ECM	10			5	2		3								
VAP PHOTO	8			8											
VS	118					118									
HS	83													83	
VP LAND	131						131								
VP SEA	47						47								
ZP	4														4
VW AEW WEA	15							14		1					
VW BARRIER	23							23							
ZW BARRIER	4														4
HU	54													54	
VR TAC SUPP	27									27					
USMC	393	132		100	3				12	36		11	1	98	
MAW HEDRONS	24				3					9		11	1		
VMF	76	76													
VMF AW	40	40													
VMA	100			100											
VMCJ	16	16													
VMR	27									27					
HMR	89													89	
VMO	21								12					9	
DIR FLEET SUPP	274	28			6	6	15	2		56	27	70	50	14	
USN	248	28			6	6	15	2		54	27	48	48	14	
OPTEVFOR	28					4	9			5	4		1	5	
FASRON	46					2	1	1		18	4		20		
VU	38	28									10				
FERRY SQDRNS	3									2			1		
FLEET TRNG	73						5	1		5		48	13	1	
FLEET BASES	45				4					13	8		13	7	
CV & AV UTIL	15				2					11	1			1	
USMC	26									2		22	2		
FMF & FAHG	6									2		2	2		
VMT	20											20			
IND FLEET SUPP	17									13	2		1	1	
NABS & NAS	1									1					
ATT & MISS	16									12	2		1	1	
OPTL POOLS	258	93		45	21	17	5	18	2	9	2	24	15	5	2
RFI	119	48		3	13	4	1	9	2	5	1	14	14	3	2
NOT RFI	139	45		42	8	13	4	9		4	1	10	1	2	

[redacted]

DECLASSIFIED [redacted]

PROGRAM AIRCRAFT INVENTORY
TYPE OF ORGANIZATIONAL UNIT BY CLASS
NAVAL AIR FORCE, PACIFIC FLEET

TABLE 11

UNIT TYPE	TOTAL	CLASS OF AIRCRAFT													
		VF JET	VF PROP	VA JET	VA PROP	VS	VP	VW	VO	VR	VU	VT JET	VT PROP	H	Z
TOTAL	2526	747		504	200	90	187	52	27	133	44	164	84	294	
OPERATING	2141	556		426	187	80	175	43	25	124	41	136	81	267	
OPERATING POOLS	385	191		78	13	10	12	9	2	9	3	28	3	27	
FLEET COMBAT	1796	521		413	178	80	171	42	25	81		28	6	251	
USN	1213	324		290	178	80	171	42		28				100	
VF DAY	127	127													
VF AW	120	108		12											
VA JET	222	5		217											
VA PROP	118				118										
VA H	51			51											
VAW AEW	57				56	1									
VFAW	28	28													
GMGRU	22	22													
VQ ECM	7			3	4										
VCP PHOTO	41	34		7											
VS	79					79									
HS	54													54	
VP LAND	108						108								
VP SEA	63						63								
VW AEW WEA	15							14		1					
VW BARRIER	28							28							
HU	46													46	
VR TAC SUPP	27									27					
USMC	583	197		123					25	53		28	6	151	
MAW HEDRONS	58									18		28	4	8	
VMF	90	90													
VMF AW	76	76													
VMA	123			123											
VMCJ	31	31													
VMR	35									35					
HMR	136								3					133	
VMO	34								22				2	10	
DIR FLEET SUPP	338	35		13	9		4	1		39	40	108	73	16	
USN	302	35		13	9		4	1		35	39	85	67	14	
OPTEVFOR	22	5		13								2	2		
FASRON	42				2					6	1	14	19		
VU	75	29			7		2			1	20	5	8	3	
FERRY SQDRNS	3									2			1		
FLEET TRNG	87						2	1		4		64	16		
FLEET BASES	59	1								10	18		21	9	
CV & AV UTIL	14									12				2	
USMC	36									4	1	23	6	2	
FMF & FAHG	7									3		2	2		
VMT	19											19			
FLEET BASES	10									1	1	2	4	2	
IND FLEET SUPP	7									4	1		2		
ATT & MISS	7									4	1		2		
OPTL POOLS	385	191		78	13	10	12	9	2	9	3	28	3	27	
RFI	115	79		8	5	7	4					7	2	3	
NOT RFI	270	112		70	8	3	8	9	2	9	3	21	1	24	

[redacted]

DECLASSIFIED

MAN-CARRYING DRONES
COMMAND AND STATUS DISTRIBUTION BY MODEL

TABLE 12

MODEL	COMMAND						STATUS			
	GRAND TOTAL	LANT	PAC	NABS	RDT&E	BUWEPS	OPERATING	OPERAT'L. POOL	NON OPERAT'L. SUPPORT	RESERVE STOCK
TOTAL	311	6	14	30	30	231	80	-	98	133
F9F-6K2	2	-	-	1	-	1	1	-	1	-
F9F-6K2X	2	-	-	-	-	2	-	-	2	-
F9F-6K	128	6	13	17	22	70	58	-	5	65
F9F-6KX	147	-	-	-	-	147	-	-	90	57
F6F-5K	13	-	1	4	8	-	13	-	-	-
P4Y-2K	19	-	-	8	-	11	8	-	-	11

AIRCRAFT ON LOAN TO NAVY

TABLE 13

MODEL	TOTAL	CUSTODIAN	LOCATION
TOTAL	13		
B-45A	1	Research, Development, Test & Evaluation	BWR, Kansas City
F-101A	2	Research, Development, Test & Evaluation	BWR, Columbus
F-104A	1	Research, Development, Test & Evaluation	BWR, Columbus
H-23D	1	Research, Development, Test & Evaluation	BWR, Palo Alto
H-25A	1	Research, Development, Test & Evaluation	BWR, Morton
H-37A	2	Research, Development, Test & Evaluation	BWR, East Hartford
HU-1	1	Research, Development, Test & Evaluation	BWR, Fort Worth
JRF-5G	1	Research, Development, Test & Evaluation	BWR, Elmhurst
PBM-5G	1	Research, Development, Test & Evaluation	BWR, San Diego
RB-66A	1	Research, Development, Test & Evaluation	BWR, Inglewood
RB-66B	1	Research, Development, Test & Evaluation	BWR, Columbus