DECLASSIFIED

[redacted]

[redacted] OPNAV [redacted]

ALLOWANCES and LOCATION of NAVY AIRCRAFT

DECLASSIFIED by authority of OP-51 on 2 April 1975 by Blanche Snyder OP-511

OPNAV NOTICE P03110

[redacted]

31 DECEMBER 1959

DEPARTMENT OF THE NAVY
OFFICE OF THE CHIEF OF NAVAL OPERATIONS

[redacted]

DECLASSIFIED

DEPARTMENT OF THE NAVY
OFFICE OF THE CHIEF OF NAVAL OPERATIONS
WASHINGTON 25, D. C.

OPNAV P03110
OP-502D
Ser 02506P50
4 February 1960

[redacted]

OPNAV NOTICE P03110

From: Chief of Naval Operations
To: Distribution List

Subj: Allowance and Location of Navy Aircraft (U)

1. Purpose.

a. To indicate the following by units:

(1) The operating aircraft allowances (Table 1).
(2) The actual on hand aircraft inventories (Table 2), as of 31 December 1959.
(3) The planned assignments of operating aircraft (Table 2).

b. To show the actual on hand program and non-program aircraft inventory in various forms (Section II), as of 31 December 1959.

2. General Instructions.

a. This Notice establishes unit operating allowances of the Naval Aircraft Program within each major operating command. The allocation of naval aircraft by model (i.e. operating and operational pool) is reflected in OPNAV INSTRUCTION 03110.1, "U. S. Naval Aircraft Program" (Gray Book), which establishes the operating and operational pool allocations for major operating commands in accordance with the approved planning factors and available inventory. In those instances where apparent inconsistencies between operating allowances and allocations occur, the "U. S. Naval Aircraft Program" shall be the controlling instruction, since it represents the planned implementation of aircraft programs which Congress approved and provided funds for. Actual on hand aircraft inventories are developed by the Navy Aircraft Accounting System, OPNAV INSTRUCTION 5442.2. The Naval Air Reserve Training Command as shown herein, has been established as a major command for aircraft logistics purposes only.

b. If the allowances as set forth are not deemed suitable for the mission which an activity or command has to support, the Chief of Naval Operations will consider recommendations for changes in types and allowances of aircraft. However, any requests for such changes that would result in an increase in a major command's total aircraft operating allowance should contain that command's recommendation for a compensatory reduction.

c. Major operating commands are authorized to shift operating assignments (Table 2) from one unit to another on a temporary basis; however, if it is expected that this shift will exceed three (3) months, the Chief of Naval Operations shall be requested to change the authorized operating allowance (Table 1).

d. Specific assignment of aircraft to individual officers is prohibited by the Secretary of the Navy. Aircraft for shore based activities not listed in Table 1 are provided within the allowances of Naval Air Bases, the Naval Air Reserve Training Command, the Naval Air Training Command, and the Bureau of Naval Weapons (RDT&E).

e. Type, classes and models of aircraft listed herein are in conformance with BUAER INSTRUCTION 05030.4B of 23 September 1959.

f. Planned operating levels of target drones (capable of carrying a pilot) are contained in OPNAV INSTRUCTION 03110.1 (U. S. Naval Aircraft Program).

[redacted]

DECLASSIFIED

3. Classification. The security classification of this publication and all previous editions thereof is automatically downgraded from Confidential to Unclassified five (5) years after the Date of issue on the letter of promulgation. This action is in accordance with Section 3, CH-4 of OPNAV INSTRUCTION 5510.1B. Upon downgrading, this publication will be marked "FOR OFFICIAL USE ONLY".

4. Cancellation. This Notice is cancelled and may be destroyed by burning when the next issue is received. No report of destruction is necessary. For record purposes cancel 15 June 1960.

F. Massey

F. MASSEY
By direction

DISTRIBUTION LIST:

SecDef(Comptroller)Budget (1)
COFS, USAF, (Attn: AFXPR-AM) Rm: 4E1029, Pentagon (1)
Record and Research Branch, J-3, The Joint Staff, Pentagon (2)
Security Control Officer, Federal Aviation Agency, Bureau of Research & Development, Washington, D. C. (1)
NAS, Whidbey Island, Oak Harbor, Washington (3)
Program Director, Courtney and Company, 1711 Walnut Street, Philadelphia 3, Pa. (1)
Transportation Division, Operations Branch, J-4, The Joint Staff, Pentagon (1)
Mr. L. D. Flory, Executive Director, Johns Hopkins University, Operations Research Office, Washington 14, D. C. (1)
Naval Aide to the President, The White House, Washington, D. C. (1)
U. S. War College Library, Carlisle Barracks, Pennsylvania (1)
Commanding Officer, Naval Air Station, Patuxent River, Maryland (3)
Commanding Officer, U. S. Naval Aviation Engineering Service Unit, Attn: Code 135, Washington 25, D. C. (1)
Classified Material Office, Marine Barracks, Attn: Aviation Unit, Washington 3, D. C. (1)
Bureau of Budget, Military Division, Executive Office, 17th and Pennsylvania, Wash., D. C. (1)
Mr. A. J. McIndoo, Mail and File Supervisor, U. S. Naval Postgraduate School, Monterey, California (1)
General Accounting Office, Defense Accounting and Audit Division, Navy Audit Group, Munitions Building, Washington 25, D. C. (1)

OPNAV:

Op-001	(1)	Op-05A5	(1)	Op-501	(25)	Op-561C	(1)
Op-33	(5)	Op-05F	(1)	Op-502D	(25)	Op-561C1	(2)
Op-34	(2)	Op-09	(1)	Op-505	(2)	Op-74	(3)
Op-345	(1)	Op-09D	(1)	Op-506	(1)	Op-704	(1)
Op-402	(1)	Op-50	(1)	Op-507	(3)	Op-92	(6)
Op-41	(1)	Op-50C	(2)	Op-52	(4)	Op-008	(1)
Op-05	(3)	Op-346	(1)	Op-53	(3)	Op-100P2	(1)
						CNO FLAGPLOT	(1)

DECLASSIFIED

PART I SNDL:

21	(3)	
22	(3)	(COMSEVENTHFLT only)
23A	(1)	(COMNAVPHIL, COMNAVFORWESTCOMADRGN only)
23B	(1)	(COMTAIWANPATFOR, COMASDEFORLANT, COMSOLANT only)
24A		(COMAIRPAC (15) COMAIRLANT (10))
24B	(2)	(COMPHIBLANT only)
24F	(3)	
24H	(2)	(Less COMFLTRAPAC)
26CC	(1)	
27C	(1)	(Less COMWESTSEAFRON)
28A	(1)	(COMCARDIV's 1, 2, 5, 17, 18, 19 only)
29H	(1)	(CVA's 16, 31, 34, 42 only)
42A	(2)	(COMFAIRSOWESTPAC, COMFAIRJAX, COMFAIRHAW, COMFAIRWHIDBEY only) ALAMEDA (4))
42B		(COMFAIRWING ONE (1) COMFAIRWINGSLANT (2))
42EE	(1)	
42H	(1)	
46A	(2)	
46B	(3)	
46C1	(1)	(MAG's 12, 15, 26, 32, 33 only)
46D1	(1)	(MARFITRON's 323, 451 only)
46D2	(1)	(MARATKRON 331 only)
50B	(1)	(CINC SAC only)
50D	(2)	(COMNAVFORCONAD only)

PART II SNDL:

A2A	NavCompt (1)	
A5	BUWEPS (104)	
	BUPERS Pers-11a (10)	
	BUWEPS (Attn: AER-PD-41) (1)	
F2	(1)	(ND's 6, 9, 10, 12 only)
F14	(3)	
W1A	(2)	(Less Atlanta, Glynco, Dallas, Grosse Ile, Agana, Pax River, Whidbey, Guantanamo Bay, Los Alamitos, Minneapolis, Norfolk, Point Mugu, South Weymouth)
W1B	(1)	(Less Chula Vista, Milton, Fort Isabel)
W1C	(1)	(NAF Litchfield Park only)
W1E	(1)	(Less Quantico)
W1F	(1)	(Beaufort only)
W1G	(1)	(Less Santa Ana)
W1H	(1)	(Roosvelt Roads only)
W1J	(1)	
W2A	(2)	(NAB's 1, 5, 12, 13, 14 only)
W2B	(1)	(Less El Toro Santa Ana)
W3A	(2)	
W3B	(2)	
W3E	(4)	
W3F	(1)	
W4A	(1)	(Jacksonville only)
W6A	(1)	(Central District only)
W6B	(1)	(BUWEPS REP El Segundo, Buffalo, Burbank, Columbus only)
W7E	(1)	
W7K	(1)	
W8A	(1)	
W8B	(1)	
W10A	(6)	
W10B	(1)	
W11A	(1)	(Crane Indiana only)
W12A	(1)	(Eastern District only)
J95	(2)	
M46	(2)	
M61	(10)	

DECLASSIFIED

CONFIDENTIAL

TABLE OF CONTENTS

SECTION I

STATUS CODES 6

ABBREVIATIONS 7

TABLE I PROGRAM OPERATING ALLOWANCES 8

TABLE 2 LOCATION OF TOTAL PROGRAM AND NON-PROGRAM AIRCRAFT INVENTORY 17

TABLE 3 PROGRAM INVENTORY BY STATUS AND PLANNED OPERATING ASSIGNMENTS 43

TABLE 4 TOTAL PROGRAM AND NON-PROGRAM AIRCRAFT INVENTORY BY LOCATION AND ORGANIZATIONAL UNIT 64

GENERAL

The Navy Program aircraft inventory is presented herein in three arrangements:

TABLE 2 is by type of reporting custodian within each command showing, for each unit and model of aircraft, location, authorized operating allowance, and actual inventory.

TABLE 3 is a summary of the actual operating inventory by major commands for each class, configuration and model in the program.

TABLE 4 is in alphabetic order of geographic location except that carriers and other ships are listed first showing for each location the "reporting custodians" or "unit" based there, the total aircraft in custody of each, and a code designation of their respective "command". The column headed Command contains their code designations, which are translated as follows:

11.....LANT.....Atlantic Fleet (Navy)
19.....LANT.....Atlantic Fleet (Marine Corps)

21.....PAC.....Pacific Fleet (Navy)
29.....PAC.....Pacific Fleet (Marine Corps)

31.....NABS.....Naval Air Bases (Navy)
39.....NABS.....Naval Air Bases (Marine Corps)

41.....NABTC.....Naval Air Basic Training Command
43.....NAATC.....Naval Air Advanced Training Command
44.....NATTC.....Naval Air Technical Training Command

50.....NART.....Naval Air Reserve Training Command

70.....RDT&E.....Research, Development, Test & Evaluation

88.....BUWEPS.....Fleet Readiness, BUWEPS

The above classifications are for logistic purposes and statistical convenience and in no way alter any organizational structure or military command established elsewhere by the Navy.

SECTION II

STATUS OF NAVY AIRCRAFT INVENTORY 67

CONFIDENTIAL

DECLASSIFIED

STATUS CODES

Table two of this report includes a column headed "STATUS" which refers to aircraft status code classifications as defined in OPNAV INSTRUCTION NO. 5442.2 For full status code definitions, see reference.

AIRCRAFT STATUS CLASSIFICATIONS	AIRCRAFT STATUS CODES							
THE PROCESS	IF IN THE PROCESS		IF AWAITING THE PROCESS (OR AWAITING TRANSFER ELSEWHERE FOR THE PROCESS)				IF ENROUTE TO THE PROCESS	
							Flight	Surface Transport
OPERATING	A-number, aging in tour, A-letter, not aging in tour		If in operating command	If In BUWEPS				
Primary Use:								
Combat	A1	AJ	B	B if completely ready for issue; B # to indicate material lacking: B1-Airborne Equipment B2-Armament B3-Electronic B4-Photographic B5-Power Plant			C	C9
Combat Services	A2	AK	B				C	C9
Student Pilot Training	A3	AL	B				C	C9
Post-Student Training	A4	AM	B				C	C9
Crew Training	A5	AN	B				C	C9
Individual Proficiency	A6	AO	B				C	C9
Transport	A7	AP	B				C	C9
Utility (Including Administrative)	A8	AQ	B				C	C9
Research, Development, Test & Evaluation	A9	AR	B				C	C9
STANDARD REWORK	D-number, in rework D-letter, rework completed except for flight check		If to be reworked where now located		If to be transferred elsewhere for rework			
			Flyable	Non-Flyable	Flyable	Non-Flyable		
Overhaul	D1	DA	E1	E6	EJ	EN	F1	F6
Progressive Maintenance-Conversion	D2	DB	E2	E7	EK	EP	F2	F7
Progressive Maintenance	D3	DC	E3	E8	EL	EQ	F3	F8
Overhaul-Conversion	D4	DD	E4	E9	EM	ER	F4	F9
Airline Maintenance	D9	-	E3	E8	EL	EQ	F3	F8
SPECIAL REWORK			If not in storage and if flyable, H - Number; but if nonflyable, H - Letter. If in storage, M - Number.					
					Not In Cans	In Cans		
Conversion	G4		H4	HM	-	-	I	I9
Modification	G5		H5	HN	-	-	I	I9
Repair	G6		H6	HO	-	-	I	I9
Modernization	G7		H7	HP	M7	M9	I	I9
Modernization-Conversion	G8		H8	HQ	M8	MQ	I	I9
Interim Rework	G9		H9	HR	-	-	I	I9
STORAGE								
Standard rework required . . . In cans	MW		NX				OX	
Not in cans	MX		NX				OX	
Standard rework not required . Not in cans	MY		NY				OY	
In cans	MZ		NY				OY	

	BASIS OF ELIGIBILITY FOR RETIREMENT AND STRIKE			
RETIREMENT AND STRIKE	Category 1 Damage	Category 2 Depreciation	Category 3 Administrative	Category 4 Service Life Ended
Awaiting decision to strike — Flyable		P2	P3	P4
Nonflyable	Q1	Q2	Q3	Q4
Awaiting strike — Flyable		S2	S3	S4
Nonflyable		SK	SL	SM
MAP . . No rework involved		R	R	R
Standard rework involved — In process		RD	RD	RD
Awtg., enroute		RE	RE	RE
Special rework involved — In process		RG	RG	RG
Awtg., enroute		RH	RH	RH

VARIOUS

Bailment . . On Contract	T
Contract pending	TR
Loan . . By the Navy	U
To the Navy	U5
Provisionally accepted	V#
Grounded, Structural	X
Disposition undetermined . . . . Awaiting	Y
Enroute	Z

Contingency Reserve:		If Enroute	If Not
Not stored . .	Flyable	WD	WF
	Nonflyable	WE	WN
Stored	In cans	WA	
	Not in cans	WB	

DECLASSIFIED

CONFIDENTIAL

LOCATION OF NAVY AIRCRAFT
ABBREVIATIONS USED IN THIS REPORT
(Excluding "Status" Codes)

ABD - Aboard (Name of ship follows)
ABMA - Army Ballistic Missile Agency
ADV - Advance
AES - Aircraft Engineering Squadron
AFB - Air Force Base
ASW - Anti-Submarine Warfare
ATT - Naval Attache
ATU - Advanced Training Unit
AV , AVP - Seaplane Tenders

BWGR - Bureau of Naval Weapons General Representative
BWMR - Bureau of Naval Weapons Maintenance Representative
BWR - Bureau of Naval Weapons Representative
BWRR - Bureau of Naval Weapons Resident Representative
BIS - Board of Inspection and Survey ("Y" Prefix)
BUWEPS - Bureau of Naval Weapons

CAA - Civil Aeronautics Authority
CD - Central District
CMEF - Commander of Middle East Forces
CNFE - Commander Naval Far East
CNFGER - Commander Naval Forces Germany
CVA - Attack Carrier
CVE - Escort Carrier
CVG - Carrier Air Group
CVL - Light Carrier
CVS - ASW Support Carrier

DET - Detachment
DST - District

FAA - Federal Aviation Agency
F&M - Ferry and Maintenance
FAGU - Fleet Air Gunnery Unit
FAETU - Fleet Airborne Electronics Training Unit
FASRON - Fleet Air Service Squadron
FAWTU - Fleet All Weather Training Unit
FLTACSUPP - Fleet Tactical Support Squadrons
FORAVAHQGRU - Marine Force Aviation Headquarters Group
FR - Fleet Readiness, BUWEPS

GMSRON - Guided Missile Service Squadron

H&HS - Headquarters and Headquarters Squadron
H&MS - Headquarters and Maintenance Squadron
HATU - Heavy Attack Training Unit
HDQTRS - Headquarters
HEDRON - Marine Headquarters Squadron
HMR - Marine Helicopter Transport Squadron
HMX - Marine Helicopter Operational Development Squadron
HS - Helicopter Anti-Submarine Squadron
HTG - Helicopter Training Group
HU - Helicopter Utility Squadron

INM - Inspector of Naval Material

JOC - Joint Operations Center
JTTU - Jet Transitional Training Unit

LANT - Naval Air Force, Atlantic Fleet

MAAG - Military Assistance Advisory Group
MARS - Marine Aircraft Repair Squadron
MARTRAREPLGRU - Marine Training and Replacement Group
MATRON - AEW Barrier Maintenance Squadron
MATS - Military Air Transport Service
MCAF - Marine Corps Air Facility
MCALF - Marine Corps Auxiliary Landing Field
MCAS - Marine Corps Air Station
MINDEFDEVU - Mine Defense Development Unit
MISS - Naval Mission
MTG - Marine Training Group
MWSG - Marine Wing Service Group

NAAS - Naval Auxiliary Air Station
NAATC - Naval Air Advanced Training Command
NABS - Naval Air Bases
NABTC - Naval Air Basic Training Command
NADC - Naval Air Development Center
NADU - Naval Air Development Unit
NAF - Naval Air Facility
NAMC - Naval Air Material Center
NAOTS - Naval Aviation Ordnance Test Station
NART - Naval Air Reserve Training
NARTS - Naval Air Rocket Test Station
NARTU - Naval Air Reserve Training Unit
NAS - Naval Air Station
NASA - National Aeronautics and Space Administration
NASWF - Naval Air Special Weapons Facility
NATC - Naval Air Test Center
NATRA - Naval Air Training
NATECHTRACEN - Naval Air Technical Training Center
NATECHTRAU - Naval Air Technical Training Unit
NATTC - Naval Air Technical Training Command
NATTU - Naval Air Technical Training Unit
NATU - Naval Air Torpedo Unit
NAV - Naval
NAVCICOFFSCH - Combat Information Center Officers' School
NLO - Naval Liaison Officer
NOTS - Naval Ordnance Test Station
NPG - Naval Proving Ground
NPU - Naval Parachute Unit
NSAWF - Naval School All Weather Flight
NTDC - Naval Training Device Center

O&R - Overhaul and Repair, BUWEPS FR
ONR - Office of Naval Research

PAC - Naval Air Force, Pacific Fleet
PRNC - Potomac River Naval Command

RDT&E - Research, Development, Test and Evaluation, BUWEPS

SDC - Special Devices Center
SO&ES - Station Operations and Engineering Squadron
SRNC - Severn River Naval Command

TRANS - Transportation

USMC - United States Marine Corps
USN - United States Navy
USNMC - United States Naval Missile Center
USNR - United States Naval Reserve

VA - Attack Squadron
VAAW - Carrier Special Squadron Night
VAH - Heavy Attack or Mining Squadron
VAHM - Mining Squadron
VAP - Photographic Squadron
VAW - Carrier Special Squadrons Air Early Warning
VF - Fighter Squadron
VFAW - Carrier Special Squadron
VFP - Composite Squadron Photographic
VMA - Marine Attack Squadron
VMAT - Marine Attack Training Squadron
VMC - Marine Composite Squadron
VMCJ - Marine Composite Photographic Squadron
VMFAW - Marine All-Weather Fighter Squadron
VMFT - Marine Fighter Training Squadron
VMFTAW - Marine All-Weather Fighter Training Squadron
VMIT - Marine Instrument Training Squadron
VMJ - Marine Photographic Squadron
VMO - Marine Observation Squadron
VMR - Marine Transport Squadron
VP - Patrol Squadron
VQ - Electronic Counter Measures Squadron
VR - Transport Squadron
VS - Anti-Submarine Squadron
VU - Utility Squadron
VW - Air Early Warning Squadron
VX - Air Operational Development Squadron

ZP - Airship Patrol Squadron
ZTG - Airship Training Group
ZW - Barrier Squadron (Contiguous)
ZX - Airship Operational Development Squadron

NOTE: For information as to abbreviations used to designate class, subclass and version of aircraft, see pages 58 and 64.

CONFIDENTIAL

[redacted]

DECLASSIFIED

TABLE 1

PROGRAM OPERATING ALLOWANCES

Table 2 reflects planned aircraft model assignments to meet the allowances shown in Table 1. In instances where the Naval Aircraft Inventory contains insufficient aircraft of the types shown in Table 1, Table 2 will indicate substituted models. The primary operating status code included in Table 1 reflects the primary reason or intent for the operating units having an authorized operating allowance therefore. Where inconsistencies appear between the status codes listed in Table 1 and Table 2, differences will be resolved in favor of those listed in Table 1. Revisions to the authorized allowances listed in Table 1 will be indicated by an appropriate symbol for subsequent periods; however, because of budgetary considerations such revision will normally not appear at intervals of less than four months.

UNIT	LOCATION	CLASS	PRIMARY OPTG. STATUS	OPERATING ALLOWANCES 31 MAR 1960	30 JUN 1960	30 SEP 1960	30 JUN 1960
FLEET COMBAT UNITS							
USN							
AIR FORCE ATLANTIC FLEET							
CARRIER AIR GROUPS							
CVG 1							
CVG 1		VT JET	A4	1	1		
VF 14	CECIL FIELD	VF AW JET	A1	14	14	14	14
VF 11	CECIL FIELD	VF AW JET	A1	14	14	14	14
VA 15	JACKSONVILLE	VA LL JET	A1	12	12	12	12
VA 46	CECIL FIELD	VA DAY JET	A1	12	12	12	12
VA 172	CECIL FIELD	VA DAY JET	A1	12	12	12	12
VAH 11	SANFORD	VA H JET	A1	12	12	12	12
CVG 3							
CVG 3		VT JET	A4	1	1		
VF 31	ABD SARATOGA	VF AW JET	A1	14	14	14	14
VF 32	ABD SARATOGA	VF AW JET	A1	14	14	14	14
VA 34	ABD SARATOGA	VA DAY JET	A1	12	12	12	12
VA 35	ABD SARATOGA	VA LL JET	A1	12	12	12	12
VA 36	ABD SARATOGA	VA DAY JET	A1	12	12	12	12
VAH 9	ABD SARATOGA	VA H JET	A1	12	12	12	12
CVG 4							
RCVG 4		VT JET	A4	4	4	4	4
VA 43	OCEANA	VA DAY JET	A4	20	20	20	20
		VT JET	A4	24	24	23	23
VF 101	KEY WEST	VF AW JET	A4	20	20	20	20
		VT JET	A4	4	4	8	8
VF 174	CECIL FIELD	VF AW JET	A4	22	22	22	22
		VT JET	A4	4	4		
VA 42	OCEANA	VA LL JET	A4	8	8	8	8
		VT SE	A4	7	7	4	4
VA 44	JACKSONVILLE	VA DAY JET	A4	20	20	20	20
		VA LL JET	A4	8	8	8	8
		VT JET	A4	14	14	23	23
		VT SE	A4	7	7	4	4
VAH 3	SANFORD	VA HT JET	A4	4	4	4	4
		VA H JET	A4	12	12	12	10
		VT JET	A4	4	4		
		VT NAV	A4			1	1
CVG 6							
CVG 6		VT JET	A4	1	1		
VF 33	OCEANA	VF AW JET	A1	14	14	14	14
VF 74	OCEANA	VF AW JET	A1	14	14	14	14
VA 65	OCEANA	VA LL JET	A1	12	12	12	12
VA 66	OCEANA	VA DAY JET	A1	12	12	12	12
VA 76	OCEANA	VA DAY JET	A1	12	12	12	12
CVG 7							
CVG 7		VT JET	A4	1	1		
VF 41	OCEANA	VF AW JET	A1	14	14	14	14
VF 84	OCEANA	VF AW JET	A1	14	14	14	14
VA 75	OCEANA	VA LL JET	A1	12	12	12	12
VA 86	OCEANA	VA DAY JET	A1	12	12	12	12
VA 72	OCEANA	VA DAY JET	A1	12	12	12	12
VAH 1	SANFORD	VA H JET	A1	12	12	12	12
CVG 8							
CVG 8		VT JET	A4	1	1		
VF 102	OCEANA	VF AW JET	A1	14	14	14	14
VA 81	OCEANA	VA DAY JET	A1	12	12	12	12
VF 103	ABD FORRESTL	VF AW JET	A1	14	14	14	14
VA 83	OCEANA	VA DAY JET	A1	12	12	12	12
VA 85	OCEANA	VA LL JET	A1	12	12	12	12
VAH 5	ABD FORRESTL	VA H JET	A1	12	12	12	12
CVG 10							
CVG 10		VT JET	A4	1	1		
VA 12	CECIL FIELD	VA DAY JET	A1	12	12	12	12
VF 13	ABD ESSEX	VF AW JET	A1	14	14	14	14
VF 62	ABD ESSEX	VF AW JET	A1	14	14	14	14
VA 106	CECIL FIELD	VA DAY JET	A1	12	12	12	12
VA 176	ABD ESSEX	VA LL JET	A1	12	12	12	12
VAH 7	SANFORD	VA H JET	A1	12	12	12	
SPECIAL SQDNS							
PHOTOGRAPHIC SQDNS							
VFP 62	JACKSONVILLE	VF P JET	A1	24	24	24	24
		VT JET	A4	2	2	2	2
VAP 62	JACKSONVILLE	VA P JET	A1	12	12	12	12
		VT JET	A4	1	1	1	1
INTELLIGENCE SQDNS							
AIR EARLY WARNING SQDNS							
VAW 12	QUONSET PNT	VA W	A1	44	44	44	44
VAW 33	QUONSET PNT	VA AW	A1	14	14	14	14
GUIDED MISSLE SERVICE SQDN'							
GMSRON 2	ROOSEVLT RDS	VF D JET	A1	7	7	7	7
		VP LD	A2	2	2	2	2
		VT D	A2	2	2	2	2
		HU	A2	1	1	1	1
ELECTRONIC COUNTER MEASURE SQDNS							
VQ 2	ROTA	VA Q JET	A1	9	9	9	9
		VW Q	A1	3	3	3	3
		VT JET	A4	1	1	1	1

UNIT	LOCATION	CLASS	PRIMARY OPTG. STATUS	OPERATING ALLOWANCES 31 MAR 1960	30 JUN 1960	30 SEP 1960	31 DEC 1960
CARRIER ANTI SUBMARINE SQDNS							
VS 27	NORFOLK	VS	A1	20	20	20	20
VS 30	NORFOLK	VS	A1	20	20	20	20
VS 31	ABD WASP	VS	A1	20	20	20	20
VS 32	QUONSET PNT	VS	A1	20	20	20	20
VS 36	NORFOLK	VS	A1	20	20	20	20
VS 39	QUONSET PNT	VS	A1	20	20	20	20
HELICOPTER ANTI SUBMARINE SQDNS							
HS 1	KEY WEST	HS	A1	16	16	16	16
HS 3	NORFOLK	HS	A1	16	16	16	16
HS 5	QUONSET PNT	HS	A1	16	16	16	16
HS 7	NORFOLK	HS	A1	16	16	16	16
PATROL SQDNS LAND PLANE							
HS 9	QUONSET PNT	HS	A1	16	16	16	16
HS 11	ABD WASP	HS	A1	16	16	16	16
VP 5	JACKSONVILLE	VP L	A1	12	12	12	12
VP 7	KEFLAVIK	VP L	A1	12	12	12	12
VP 8	NORFOLK	VP L	A1	12	12	12	12
VP 10	ROTA	VP L	A1	12	12	12	12
VP 11	BRUNSWICK	VP L	A1	12	12	12	12
VP 16	JACKSONVILLE	VP L	A1	12	12	12	12
VP 18	KEFLAVIK	VP L	A1	12	12	12	12
VP 21	BRUNSWICK	VP L	A1	12	12	12	12
VP 23	ICELAND	VP L	A1	12	12	12	12
VP 24	NORFOLK	VP L	A1	12	12	12	12
VP 26	BRUNSWICK	VP L	A1	12	12	12	12
PATROL SQDNS SEA PLANE							
VP 44	NORFOLK	VP S	A1	12	12	12	12
VP 45	BERMUDA	VP S	A1	12	12	12	12
VP 49	BERMUDA	VP S	A1	12	12	12	12
VP 56	NORFOLK	VP S	A1	12	12	12	12
PATROL SQDNS AIRSHIP							
ZP 3	LAKEHURST	VT ME	A4	1	1	1	1
		ZP	A1	4	4	4	4
FLEET AIR EARLY WARNING SQDNS							
VW 2	PTXNT RIVER	VW	A1	12	12	6	6
VW 4	JACKSONVILLE	VW	A1	6	6	6	6
BARRIER SQDNS DISTANT WARNING							
VW 11	ARGENTIA	VW	A1	12	12	12	12
VW 13	PTXNT RIVER	VW	A1	6	6	6	6
VW 15	PTXNT RIVER	VW	A1	6	6	6	6
BARR TRA UNIT	PTXNT RIVER	VR H	A5	4	4	4	4
BARRIER SQDNS CONTIGUOUS							
ZW 1	LAKEHURST	VT ME	A4	2	2	2	2
		ZW	A1	4	4	4	4
HELICOPTER RECONNAISSANCE SAR SQDNS							
HU 2	LAKEHURST	HU	A1	60	60	60	60
FLEET TACTICAL SUPPORT SQDNS							
VR 1	PTXNT RIVER	VR H	A2	5	5	7	7
		VR M	A2	12	12	9	9
VR 24	PORT LYAUTEY	VR H	A2	6	6	6	6
		VR C	A2	6	6	6	6
USMC							
MARINE HEADQUARTERS SQDNS							
MARS MWSG 27	CHERRY POINT	VA DAY	A2	4	2	2	2
		VR H	A2	2	2	2	2
		VR M	A2	2	3	3	3
		VT JET	A6	4	4	4	4
H&MS 14	CHERRY POINT	VR M	A2	1	1	1	1
		VT JET	A2	3	2	2	2
H&MS 24	CHERRY POINT	VR M	A2	1	1	1	1
		VT JET	A2	3	3	3	3
H&MS 26	NEW RIV JAX	VR M	A2	2	1	1	1
H&MS 32	CHERRY POINT	VR M	A2	1	1	1	1
		VT JET	A2	3	3	3	3
MARINE FIGHTER SQDNS							
VMF 122	BEAUFORT	VF DAY JET	A1	20	20	20	20
VMF 235	BEAUFORT	VF DAY JET	A1	20	20	20	20
VMF 333	BEAUFORT	VF DAY JET	A1	20	20	20	20
VMF 312	BEAUFORT	VF DAY JET	A1	20	20	20	20
MARINE FIGHTER ALL WEATHER SQDNS							
VMFAW 114	CHERRY POINT	VF AW JET	A1	20	20	20	20
VMFAW 115	CHERRY POINT	VF AW JET	A1	20	20		
VMFAW 531	CHERRY POINT	VF AW JET	A1			20	20

[redacted]

DECLASSIFIED

C[redacted]

TABLE 1

PROGRAM OPERATING ALLOWANCES

UNIT	LOCATION	CLASS	PRIMARY OPTG. STATUS	OPERATING ALLOWANCES 31 MAR 1960	30 JUN 1960	30 SEP 1960	31 DEC 1960
MARINE ATTACK SQDNS							
VMA 224	CHERRY POINT	VA DAY JET	A1	20	20	20	20
VMA 225	ABD ESSEX	VA DAY JET	A1	20	20	20	20
VMA 324	ABD ANTIETAM	VA DAY JET	A1	20	20	20	
VMA 331	BEAUFORT	VA DAY JET	A1	20	20	20	20
VMA 332	CHERRY POINT	VA DAY JET	A1				20
VMA 533	CHERRY POINT	VA DAY JET	A1	20	20	20	20
MARINE COMPOSITE PHOTOGRAPHIC SQDNS							
VMCJ 2	CHERRY POINT	VF P JET	A1	9	9	9	9
		VF Q JET	A1	9	6	6	6
MARINE TRANSPORT SQDNS							
VMR 252	CHERRY POINT	VR M	A2	20	20	20	20
VMR 353	CHERRY POINT	VR M	A2	9	9	9	9
MARINE HELICOPTER TRANSPORT SQDNS							
HMRL 162	NEW RIV JAX	HR L	A1	20	20	20	20
HMRL 264	NEW RIV JAX	HR L	A1	20	20	20	20
HMRL 262	NEW RIV JAX	HR L	A1	18	20	20	20
HMRC 263	NEW RIV JAX	HR L	A1	20	20	20	20
HMRM 461	ABD CHMPLAIN	HR M	A1	18	18	14	14
MARINE OBSERVATION SQDNS							
VMO 1	NEW RIV JAX	VO	A1	12	12	12	12
		HO	A1	12	12	12	12
DIRECT FLEET SUPPORT UNITS							
OPERATIONAL DEVELOPMENT SQDNS							
VX 1	KEY WEST	VS	A9	3	3	3	3
		VP L	A9	3	3	3	3
		VP S	A9	2	2	2	2
		VT ME	A6	1	1	1	1
		HS	A9	3	3	3	3
VX 6	QUONSET PNT	VP L	A8	3	3	3	3
		VR H	A8	2	2	5	5
		VR M	A8	6	6	2	2
		VU SAR	A8	6	6	6	6
		HU	A8	3	3	3	3
FLEET AIRCRAFT SERVICE SQDNS							
FASRON 3	NORFOLK	VR C	A2	5	5		
		VT ME	A6	10	10		
FASRON 9	CECIL FIELD	VT ME	A6	2			
FASRON 51	SANFORD	VR M	A2	1			
		VT ME	A6	2			
FASRON 102	NORFOLK	VW WEA	A2	1	1		
		VR H	A2	1	1		
		VR M	A2	6	6		
		VU SAR	A8	1	1		
		VT ME	A6	2	2		
FASRON 105	ROOSEVLT RDS	VU SAR	A2	1	1		
FASRON 106	ARGENTIA	VR H	A2	1	1		
		VT ME	A6	1	1		
FASRON 107	ICELAND	VR H	A2	1	1		
FASRON 111	BERMUDA	VU SAR	A2	1			
FASRON SPC 200	LONDON	VR M	A2	4			
		VT ME	A6	3			
FLEET UTILITY AND DRONE CONTROL SQDNS							
VU 2	QUONSET PNT	VF DAY JET	A8	10	10	10	10
		VU TOW	A8	3	3	3	3
VU 4	OCEANA	VF DAY JET	A8	10	10	10	10
		VU TOW	A8	3	3	3	3
VU 10	GTMO BAY	VF DAY JET	A8	7	7	7	7
		VU TOW	A8	5	5	5	5
FLEET BASES OVERSEAS							
NAVSTA	ARGENTIA	VR H	A2	1	1	2	2
		VU SAR	A2	1	1	1	1
		VT ME	A6			1	1
		HU	A2	2	2	2	2
NAVSTA	BERMUDA	VU SAR	A2		1	1	1
NAF	NAPLES	VR M	A2	3	3	3	3
		VT ME	A6	5	5	5	5
		HU	A2	1	1	1	1
NAF	SIGONELLA	VR M	A2	1	1	1	1
		VU SAR	A2		1	1	1
		VT ME	A6	1	1	1	1
NAF	LAJES	VU SAR	A2	1	1	1	1
NAF	KEFLAVIK	VR H	A2			1	1
HDQTRS CMEF	DHAHRAN AFB	VR M	A2	1	1	1	1
NAF ADV BASE	PORT LYAUTEY	VR M	A2	1	1	1	1
		VU SAR	A2	1	1	1	1
		VT ME	A6	1	1	1	1
		HU	A2	1	1	1	1
NAVSTA	ROTA	VR M	A2	2	2	2	2
		VT ME	A6	3	3	3	3
		HU	A2	1	1	1	1

UNIT	LOCATION	CLASS	PRIMARY OPTG. STATUS	OPERATING ALLOWANCES 31 MAR 1960	30 JUN 1960	30 SEP 1960	31 DEC 1960
COM FIFTEEN	PANAMA	VR M	A8	1	1	1	1
NAVSTA	TRINIDAD	VU SAR	A2	1	1	1	1
NAS 10 NAVDST	GTMO BAY	VR M	A8	1	1	1	1
		VU SAR	A2	2	2	2	2
		VT ME	A6	1	1	1	1
		HU	A2	1	1	1	1
NAVSTA	ROOSEVLT RDS	VR M	A2	2	2	2	2
		VU SAR	A2	2	2	2	2
		VT ME	A6	1	1	1	
		HU	A2	1	1	1	
FL AIR DET	LONDON	VR M	A2		4	4	4
		VT ME	A6		3	3	3
CV AND AV UTILITY AIRCRAFT							
CVA 9 ESSEX	NORFOLK	VR C	A2	1	1	1	1
CVA 11 INTREPD	QUONSET PNT	VR C	A2	1	1	1	1
CVS15 RANDOLPH	NORFOLK	VR C	A2	1	1	1	1
CVS 36 ANTETAM	NEW YORK	VR C	A2		1	1	1
CVS 38 SHANGRL		VR C	A2	1	1	1	1
CVS 39 CHMPLAN	MAYPORT	VR C	A2	1	1	1	1
CVA 42 FDR	MAYPORT	VR C	A2	1	1	1	1
CVA 59 FORSTAL	NORFOLK	VR C	A2	1	1	1	1
CVA 60 SARATOG	NEW YORK	VR C	A2	1	1	1	1
CVS 45 VALYFRG	NORFOLK	VR C	A2	1	1	1	1
CVS 18 WASP	NORFOLK	VR C	A2	1	1	1	1
CVA 62 INDPEND	NORFOLK	VR C	A2	1	1	1	1
AV 5	NORFOLK	VU SAR	A2	1	1	1	1
MARINE AIR FMF & FORCE AVIATION HDQTR SQDNS							
H&MS AFMFLNT	NORFOLK	VR H	A2	1	1	1	1
		VR M	A2	1	1	1	1
		VT JET	A6	2	2	2	2
		VT ME	A6	2	2	2	2
MARINE FLEET TRAINING SQDNS							
VMT 1	CHERRY POINT	VT JET	A4	20	20	20	20
INDIRECT FLEET SUPPORT UNITS							
FIFTEENTH NAVAL DISTRICT							
NAVAL ATTACHES AND MISSIONS LANT							
ATT ATHENS	GREECE	VU SAR	A8	1	1	1	1
ATT CAIRO	EGYPT	VR M	A8	1	1	1	1
ATT MEXICO CTY	MEXICO	VR M	A8	1	1	1	1
ATT NEW DELHI	INDIA	VR M	A8	1	1	1	1
ATT OSLO	NORWAY	VU SAR	A8	1	1	1	1
ATT PRETORIA	SO AFRICA	VR M	A8	1	1	1	1
ATT TEHRAN	IRAN	VR M	A8	1	1	1	1
MISSION ANKARA	TURKEY	VR M	A8	1	1	1	1
MISSION BOGOTA	COLOMBIA	VR M	A8	1	1	1	1
MISSION PTAUPR	HAITI	HU	A8	1	1	1	1
MISSION LIMA	PERU	VR M	A8	1	1	1	1
MISSION QUITO	ECUADOR	VR M	A8	1	1	1	1
MISSION RIO DJ	BRAZIL	VR M	A8	1	1	1	1
MISSION VLPRSO	CHILE	VR M	A8	1	1	1	1
NAV ADV GROUP	BUENOS AIRES	VR M	A8	1	1	1	1
MISSION CUITRU	DOM REP	VT ME	A8	1	1	1	1
FLEET COMBAT UNITS							
USN							
AIR FORCE PACIFIC FLEET							
CARRIER AIR GROUPS							
CVG 2							
VA 23	ABD MIDWAY	VA DAY JET	A1	12	12	12	12
VF 24	ABD MIDWAY	VF AW JET	A1	14	14	14	14
VA 22	ABD MIDWAY	VA DAY JET	A1	12	12	12	12
VF 21	ABD MIDWAY	VF AW JET	A1	14	14	14	14
VA 25	ABD MIDWAY	VA LL JET	A1	12	12	12	12
VAH 8	ABD MIDWAY	VA H JET	A1	9	9	9	12
CVG 5							
VF 51	MIRAMAR	VF AW JET	A1	14	14	14	14
VA 52	MIRAMAR	VA LL JET	A1	12	12	12	12
VF 53	MIRAMAR	VF AW JET	A1	14	14	14	14
VA 55	MIRAMAR	VA DAY JET	A1	12	12	12	12
VA 56	MIRAMAR	VA DAY JET	A1	12	12	12	12
VAH 4 B	MIRAMAR	VA H JET	A1	3	3	3	

[redacted]

[redacted]

DECLASSIFIED

TABLE 1

PROGRAM OPERATING ALLOWANCES

UNIT	LOCATION	CLASS	PRIMARY OPTG. STATUS	OPERATING ALLOWANCES 31 MAR 1960	30 JUN 1960	30 SEP 1960	31 DEC 1960
CVG 9							
CVG 9		VT JET	A4	1	1		
VF 91	ALAMEDA	VF AW JET	A1	14	14	14	14
VF 92	ALAMEDA	VF AW JET	A1	14	14	14	14
VA 93	ALAMEDA	VA DAY JET	A1	12	12	12	12
VA 94	ALAMEDA	VA DAY JET	A1	12	12	12	12
VA 95	ALAMEDA	VA LL JET	A1	12	12	12	12
VAH 6	WHDBY ISLAND	VA H JET	A1	12	12	12	12
CVG 11							
VF 111	MIRAMAR	VF AW JET	A1	14	14	14	14
VA 112	MIRAMAR	VA DAY JET	A1	12	12	12	12
VA 113	MIRAMAR	VA DAY JET	A1	12	12	12	12
VA 114	MIRAMAR	VF AW JET	A1	14	14	14	14
VA 115	MIRAMAR	VA LL JET	A1	12	12	12	12
VAH 4 C	WHDBY ISLAND	VA H JET	A1	3	3	3	
VAH 4M	MIRAMAR	VA H JET	A1			12	12
CVG 12							
RCVG 12		VT JET	A4	3	3	3	3
VF 121	MIRAMAR	VF AW JET	A4	30	30	30	30
		VT JET	A4	29	29	29	29
VA 122	NORTH ISLAND	VA LL JET	A4	17	17	17	17
		VT SE	A4	10	10	10	10
VF 124	MOFFETT FLD	VF AW JET	A4	26	26	26	26
		VT JET	A4	29	29	29	29
VA 125	MOFFETT FLD	VA DAY JET	A4	24	24	24	24
		VT JET	A4	2	2	2	2
VA 126	MIRAMAR	VA DAY JET	A4	24	24	24	24
		VT JET	A4	2	2	2	2
VAH 123	WHDBY ISLAND	VA HT JET	A4	4	4	4	4
		VA H JET	A4	10	10	10	12
		VT JET	A4	4	4	4	4
CVG 14							
CVG 14		VT JET	A4	1	1		
VF 141	MIRAMAR	VF AW JET	A1	14	14	14	14
VF 142	MIRAMAR	VF AW JET	A1	14	14	14	14
VA 144	MIRAMAR	VA DAY JET	A1	12	12	12	12
VA 145	MIRAMAR	VA LL JET	A1	12	12	12	12
VA 146	ABD RANGER	VA DAY JET	A1	12	12	12	12
VAH 4 F		VA H JET	A1	3	3	3	
CVG 15							
VF 151	ABD HANCOCK	VF AW JET	A1	14	14	14	14
VA 152	ABD HANCOCK	VA LL JET	A1	12	12	12	12
VA 153	ABD HANCOCK	VA DAY JET	A1	12	12	12	12
VF 154	ABD HANCOCK	VF AW JET	A1	14	14	14	14
VA 155	ABD HANCOCK	VA DAY JET	A1	12	12	12	12
VAH 2	WHDBY ISLAND	VA H JET	A1	9	9	9	12
CVG 19							
VF 191	ABD RICHARD	VF AW JET	A1	14	14	14	14
VA 192	ABD RICHARD	VA DAY JET	A1	12	12	12	12
VF 193	ABD RICHARD	VF AW JET	A1	14	14	14	14
VA 195	ABD RICHARD	VA DAY JET	A1	12	12	12	12
VA 196	ABD RICHARD	VA LL JET	A1	12	12	12	12
VAH 4 E	ABD RICHARD	VA H JET	A1	3	3	3	
VAH 7	ABD KITTYHWK	VA H JET	A1				12
CVG 21							
CVG 21		VT JET	A6	1	1		
VF 211	MOFFETT FLD	VF AW JET	A1	14	14	14	14
VA 212	ABD LEXINGTN	VA DAY JET	A1	12	12	12	12
VF 213	MOFFETT FLD	VF AW JET	A1	14	14	14	14
VA 215	MOFFETT FLD	VA LL JET	A1	12	12	12	12
VA 216	MOFFETT FLD	VA DAY JET	A1	12	12	12	12
VAH 4 L	WHDBY ISLAND	VA H JET	A1	3	3	3	
SPECIAL SQDNS							
PHOTOGRAPHIC SQDNS							
COMPOSITE PHOTOGRAPHIC SQDNS							
VCP 61	AGANA	VF P JET	A1	12	12	12	12
		VA P JET	A1	6	6	6	6
		VT JET	A4	1	1	1	1
VCP 63	MIRAMAR	VF P JET	A1	20	20	20	20
		VA P JET	A1	6	6	6	6
		VT JET	A4	3	3	3	3
INTELLIGENCE SQDNS							
NIGHT SQDN							
AIR EARLY WARNING SQDNS							
VAW 11	NORTH ISLAND	VA AW	A1	10	10	10	10
		VA W	A1	32	32	32	32
VAW 13	AGANA	VA AW	A1	8	8	8	8
		VA W	A1	16	16	16	16
INTERCEPTOR SQDN							
VFAW 3	NORTH ISLAND	VF AW JET	A1	25	25	25	25
GUIDED MISSLE SERVICE SQDN							
GMSRON 1	BARBERS PNT	VF D JET	A1	19	19	19	19
		VT D JET	A2	6	6	6	6

UNIT	LOCATION	CLASS	PRIMARY OPTG. STATUS	OPERATING ALLOWANCES 31 MAR 1960	30 JUN 1960	30 SEP 1960	31 DEC 1960
ELECTRONIC COUNTER MEASURE SQDNS							
VQ 1	IWAKUNI	VA Q JET	A1	9	9	9	9
		VW Q	A1	3	3	3	3
		VT JET	A4	1	1	1	1
CARRIER ANTI SUBMARINE SQDNS							
VS 21	ABD KEARSRGE	VS	A1	20	20	20	20
VS 23	LOS ALAMITOS	VS	A1	20	20	20	20
VS 37	LOS ALAMITOS	VS	A1	20	20	20	20
VS 38	NORTH ISLAND	VS	A1	20	20	20	20
HELICOPTER ANTI SUBMARINE SQDNS							
HS 2	REAM FLD	HS	A1	16	16	16	16
HS 4	REAM FLD	HS	A1	16	16	16	16
HS 6	ABD KEARSRGE	HS	A1	16	16	16	16
HS 8	REAM FLD	HS	A1	16	16	16	16
PATROL SQDNS LAND PLANE							
VP 1	IWAKUNI	VP L	A1	12	12	12	12
VP 2	KODIAK	VP L	A1	12	12	12	12
VP 4	NAHA	VP L	A1	12	12	12	12
VP 6	BARBERS PNT	VP L	A1	12	12	12	12
VP 9	ALAMEDA	VP L	A1	12	12	12	12
VP 17	WHDBY ISLAND	VP L	A1	12	12	12	12
VP 19	ALAMEDA	VP L	A1	12	12	12	12
VP 22	BARBERS PNT	VP L	A1	12	12	12	12
VP 28	BARBERS PNT	VP L	A1	12	12	12	12
PATROL SQDNS SEA PLANE							
VP 40	SANGLEY PNT	VP S	A1	12	12	12	12
VP 42	NORTH ISLAND	VP S	A1	12	12	12	12
VP 46	NORTH ISLAND	VP S	A1	12	12	12	12
VP 47	ALAMEDA	VP S	A1	12	12	12	12
VP 48	NORTH ISLAND	VP S	A1	12	12	12	12
VP 50	WHDBY ISLAND	VP S	A1	12	12	12	12
FLEET AIR EARLY WARNING SQDNS							
VW 1	AGANA	VW	A1	9	9	9	9
VW 3	AGANA	VW	A1	9	9	9	
BARRIER SQUADRONS DISTANT WARNING							
AEWBARRONPAC	BARBERS PNT	VW	A1	25	25	25	25
		VR H	A5	5	5	5	5
HELICOPTER RECONNAISSANCE SAR SQDNS							
HU 1	REAM FLD	HU	A2	54	54	52	52
FLEET TACTICAL SUPPORT SQDNS							
VR 21	BARBERS PNT	VR H	A2	17	17	17	17
		VR M	A2	3	3	3	3
		VR C	A2	10	10	10	10
USMC							
MARINE HEADQUARTERS SQDNS							
MARS 17	IWAKUNI	VR H	A2	2	2	2	2
		VR M	A2	4	4	4	4
		VT JET	A4	3	2	2	2
		VT ME	A6	2	2	2	2
		HU	A2	2	2	2	2
H&MS 11	ATSUGI	VR M	A2	1	1	1	1
		VT JET	A4	3	3	3	3
H&MS 12	IWAKUNI	VR M	A2	1	1	1	1
		VT JET	A4	3	3	3	3
H&MS 13	KANEOHE	VR H	A2	1	1	1	1
		VT JET	A4	3	3	3	3
H&MS 15	EL TORO	VR M	A2	1	1	1	1
		VT JET	A4	3	3	3	3
MARS 37	EL TORO	VR H	A2	1	1	1	1
		VR M	A2	3	3	3	3
		VT JET	A4	4	4	4	4
H&MS 33	EL TORO	VR M	A2	1	1	1	1
		VT JET	A4	3	3	3	3
MARINE FIGHTER SQDNS							
VMF 232	KANEOHE	VF DAY JET	A1	20	20	20	20
VMF 251	ATSUGI	VF DAY JET	A1	20	20	20	20
VMF 323	EL TORO	VF DAY JET	A1	20	20	20	20
VMF 334	EL TORO	VF DAY JET	A1	20	20	20	20
VMF 451	EL TORO	VF DAY JET	A1	20	20	20	20
MARINE ALL WEATHER FIGHTER SQDNS							
VMFAW 115	ATSUGI	VF AW JET	A1			20	20
VMFAW 314	ATSUGI	VF AW JET	A1	20	20	20	20
VMFAW 513	EL TORO	VF AW JET	A1	20	20	20	20
VMFAW 531	ATSUGI	VF AW JET	A1	20	20		
VMFAW 542	ATSUGI	VF AW JET	A1	20	20	20	20

[redacted]

DECLASSIFIED

TABLE 1

PROGRAM OPERATING ALLOWANCES

UNIT	LOCATION	CLASS	PRIMARY OPTG. STATUS	OPERATING ALLOWANCES 31 MAR 1960	30 JUN 1960	30 SEP 1960	31 DEC 1960
MARINE ATTACK SQDNS							
VMA 121	EL TORO	VA DAY JET	A1	20	20	20	20
VMA 211	IWAKUNI	VA DAY JET	A1	20	20	20	20
VMA 212	KANEOHE	VA DAY JET	A1	20	20	20	20
VMA 214	KANEOHE	VA DAY JET	A1	20	20	20	20
VMA 223	EL TORO	VA DAY JET	A1	20	20	20	20
VMA 311	EL TORO	VA DAY JET	A1	20	20	20	20
VMA 324	IWAKUNI	VA DAY JET	A1				20
VMA 332	IWAKUNI	VA DAY JET	A1	20	20	20	
MARINE COMPOSITE PHOTOGRAPHIC SQDNS							
VMCJ 1	IWAKUNI	VF P JET	A1	6	6	6	6
		VF Q JET	A1	9	6	6	6
VMCJ 3	EL TORO	VF P JET	A1	12	12	12	12
		VF Q JET	A1	9	9	9	9
MARINE TRANSPORT SQDNS							
VMR 253	IWAKUNI	VR H	A2	8	8	8	8
		VR M	A2	8	8	8	8
VMR 352	EL TORO	VR H	A2	10	10	10	9
		VR M	A2	5	5	5	5
		VG	A2				1
MARINE HELICOPTER TRANSPORT SQDNS							
HMRL 161	KANEOHE	HR L	A1	20	20	20	20
HMRL 163	SANTA ANA	HR L	A1	20	20	21	21
HMRL 261	FUTEMA	HR L	A1	24	24	24	24
HMRL 361	SANTA ANA	HR L	A1	20	20	20	20
HMRL 362	SUKIRON	HR L	A1	24	24	23	21
HMRC 363	EL TORO	HR L	A1	20	20	20	20
HMRM 462	SANTA ANA	HR M	A1	17	17	17	14
MARINE OBSERVATION SQDNS							
VMO 2	SUKIRON	VO	A1	12	12	12	12
		HO	A1	12	12	12	12
VMO 6	CAMP PENDLET	VO	A1	12	12	12	12
		HO	A1	12	12	12	12
DIRECT FLEET SUPPORT UNITS OPERATIONAL DEVELOPMENT SQDNS							
VX 4	POINT MUGU	VF AW JET	A9	6	6	6	6
		VA DAY JET	A9	2	2	2	2
		VT JET	A6	1	1	1	1
		VT ME	A6	1	1	1	1
VX 5	CHINA LAKE	VA DAY JET	A9	7	7	7	7
		VA H JET	A9	1	1	1	1
		VT JET	A6	1	1	1	1
		VT ME	A6	1	1	1	1
FLEET AIRCRAFT SERVICE SQDNS							
FASRON 4	NORTH ISLAND	VR M	A8	1	1		
		VT JET	A6	8	8		
		VT ME	A6	5	5		
FASRON 12	MIRAMAR	VT JET	A6	3			
FASRON 114	KODIAK	VU SAR	A2	1	1		
FASRON 117	BARBERS PNT	VT JET	A6	3	3		
		VT ME	A6	5	5		
FLEET UTILITY AND DRONE CONTROL SQDNS							
VU 1	BARBERS PNT	VF D JET	A8	4	4	4	4
		VU TOW	A8			2	2
		HU	A8	2	2	2	2
VU 3	BROWN FIELD	VF D JET	A8	6	6	4	4
		VP LD	A8	1	1	1	1
		VU TOW D	A8	3	3	3	3
		VT D	A8	3	3		
VU 5	ATSUGI	VF DAY JET	A8	5	5	5	5
		VF D JET	A8	4	4	4	4
		VP LD	A8	1	1	1	1
		VU TOW	A8	4	4	4	4
VU 7	BROWN FIELD	VF DAY JET	A8	12	12	15	15
		VR M	A8	1	1	1	1
		VU TOW	A8	10	10	10	10

UNIT	LOCATION	CLASS	PRIMARY OPTG. STATUS	OPERATING ALLOWANCES 31 MAR 1960	30 JUN 1960	30 SEP 1960	31 DEC 1960
FLEET BASES OVERSEAS							
NAS	AGANA	VR H	A2	1	1	1	1
		VU SAR	A2	3	3	3	3
		VT ME	A6	3	3	3	3
		HU	A2	2	2	2	2
NAS	ATSUGI	VR M	A2	1	1	1	1
		VT JET	A2	7	7	7	7
		VT ME	A6	6	6	6	6
		HU	A2	2	2	2	2
NAS CUBI PNT	CUBI PNT	VU SAR	A2	1	1	1	1
		VT JET	A2		2	2	2
		VT ME	A6	3	3	3	3
		HU	A2	2	2	2	2
NAF	NAHA	VU SAR	A2	2	2	2	2
		VT ME	A6	3	3	3	3
NAF	OPPAMA	VU SAR	A2	3	3	3	3
NAVSTA	SANGLEY PNT	VR H	A2	1	1	1	1
		VR M	A2	2	2	2	2
		VT ME	A6	2	2	2	2
		HU	A2	1	1	1	1
COMTAIWANDEF	TAIWAN	VR M	A2	1	1	1	1
COMNAVFORJAPAN	YOKOSUKA	VR M	A2	1	1	1	1
COMNAVFORKOREA	SEOUL	VT ME	A6	2	2	2	2
FL AIR DET	IWAKUNI	VU SAR	A2	1	1	1	1
		VT ME	A6	2	2	2	2
NAVAL BASES AND NAVAL AIR STATIONS							
NAVSTA 14 ND	KWAJALEIN	VU SAR	A2	4	4	4	4
NAS 14 NAVDST	BARBERS PNT	VR H	A2	1	1	1	1
		VR M	A2	1	1	1	1
		VT JET	A6			3	3
		VT ME	A6	2	2	7	7
		HU	A2	2	2	2	2
NAVSTA 14 ND	MIDWAY	VU SAR	A2	3	3	3	3
		HU	A2	1	1	1	1
NAS 14 NAVDST	PEARL HARBOR	VT ME	A6	1	1		
NAVSTA 17 ND	ADAK	VU SAR	A2	2	2	2	2
NAVSTA 17 ND	KODIAK	VR H	A2	2	2	2	2
		VU SAR	A2			1	1
CV AND AV UTILITY AIRCRAFT							
CVA 61 RANGER	ALAMEDA	VR C	A2	1	1	1	1
CVA 31 RICHARD	ALAMEDA	VR C	A2	1	1	1	1
CVS 33 KERSRGE	LONG BEACH	VR C	A2	1	1	1	1
CVS 12 HORNET	BREMERTON	VR C	A2	1	1	1	1
CVA 20 BENNING	SAN DIEGO	VR C	A2	1	1	1	1
CVS 10 YORKTWN	BREMERTON	VR C	A2	1	1	1	1
CVA 14 TCNDRGA	ALAMEDA	VR C	A2	1	1	1	1
CVA 16 LEXIGTN	LOS ANGELES	VR C	A2	1	1	1	1
CVA 19 HANCOCK	SAN DIEGO	VR C	A2	1	1	1	1
CVA 34 ORISKNY	ALAMEDA	VR C	A2	1	1	1	1
CVA 41 MIDWAY	ALAMEDA	VR C	A2	1	1	1	1
CVA 43 CRL SEA		VR C	A2		1	1	1
MARINE AIR FMF & FORCE AVIATION HQTRS SQDN							
HHS AFMFPAC	EL TORO	VR H	A2	1	1	1	1
		VR M	A2	2	2	2	2
		VT JET	A6	2	2	2	2
MARINE FLEET TRAINING SQDNS							
VMT 2	EL TORO	VT JET	A4	20	20	20	20
FLT BASES OVERSEAS USMC							
MCAS 14 ND	KANEOHE	VR M	A8	1	1	1	1
		VT JET	A6	2	2	2	2
		VT ME	A6	1	1	1	1
		HU	A2	2	2	2	2
MCAF FUTEMA	OKINAWA	VT ME	A6	2	2	2	2
INDIRECT FLEET SUPPORT UNITS NAVAL ATTACHES AND MISSIONS PAC							
ATT DJAKARTA	JAVA	VR M	A8	1	1	1	1
ATT MELBOURNE	AUSTRALIA	VR M	A8	1	1	1	1
MAAG BANGKOK	THAILAND	VT ME	A8	1	1	1	1
MAAG SAIGON	VIETNAM	VR M	A8	1	1	1	1
MAAG TSO YING	TAIWAN	VR M	A8	1	1	1	1
NAVSECMAAGTAIP	TAIWAN	VR C	A8	1	1	1	1

[redacted]

DECLASSIFIED

TABLE 1

PROGRAM OPERATING ALLOWANCES

UNIT	LOCATION	CLASS	PRIMARY OPTG. STATUS	OPERATING ALLOWANCES 31 MAR 1960	30 JUN 1960	30 SEP 1960	31 DEC 1960
NAVAL AIR BASES							
FIRST NAVAL DISTRICT							
NAS 1 NAV DST	QUONSET PNT	VR M	A8	2	2	2	2
		VR C	A2	2	2	2	2
		VU SAR	A8	1	1	1	1
		VT JET	A6	6	6	6	6
		VT ME	A6	11	11	11	11
		VT ME P	A8	1	1	1	1
		HU	A8	3	3	3	3
NAS 1 NAV DST	BRUNSWICK	VR M	A8	1	1	1	1
		VU SAR	A8	1	1	1	1
		VT ME	A6	1	1	1	1
		HU	A8	1	1	1	1
NADU	SO WEYMOUTH	VT ME	A6	1	1	1	1
THIRD NAVAL DISTRICT							
NTDC	PORT WASHNGT	VT ME	A6	1	1	1	1
FOURTH NAVAL DISTRICT							
NAS 4 NAV DST	JOHNSVILLE	VR M	A8	1	1	1	1
		VT ME	A6	5	5	5	5
NAS 4 NAV DST	LAKEHURST	VR M	A8	1	1	1	1
		VT ME	A6	2	2	2	2
FIFTH NAVAL DISTRICT							
NAS 5 NAV DST	NORFOLK	VW	A8				1
		VR H	A8				1
		VR M	A8	3	3	9	9
		VR C	A2	1	1	6	6
		VU SAR	A8			1	1
		VT ME	A6	6	6	16	16
		VT ME P	A8	1	1	1	1
		VT SE	A6	6	6	6	6
NAS 5 NAV DST	OCEANA	VR M	A8	2	2	2	2
		VT JET	A6	7	7	8	8
		VT ME	A6	4	4	4	4
		HU	A8	2	2	2	2
SIXTH NAVAL DISTRICT							
NAS 6 NAV DST	JACKSONVILLE	VR M	A8	4	4	4	4
		VR C	A2	3	3	3	3
		VU SAR	A8	1	1	1	1
		VT JET	A6	5	5	5	5
		VT ME	A6	6	6	6	6
		HU	A8	2	2	2	2
NAS 6 NAV DST	KEY WEST	VR H	A8	1	1	1	1
		VR M	A8	1	1	1	1
		VU SAR	A8	1	1	1	1
		VT JET	A6	2	2	2	2
		VT ME	A6	1	1	1	1
		HU	A8	1	1	1	1
NAVSTA	MAYPORT	VT JET	A6	1	1	1	1
		VT ME	A6	1	1	1	1
		HU	A8	1	1	1	1
NAAS 6 NAV DST	SANFORD	VR M	A8	2	2	2	2
		VT JET	A6	1	1	1	1
		VT ME	A6		2	2	2
		HU	A8	1	1	1	1
NAS 6 NAV DST	CECIL FIELD	VR M	A8	1	1	1	1
		VT JET	A6	2	5	5	5
		VT ME	A6	1	2	2	2
		HU	A8	1	1	1	1
NINTH NAVAL DISTRICT							
COMNAVCONAD	COLORADO SPR	VR M	A8	2	2	2	2
		VT JET	A6	2	2	2	2
NAVCRUIT STA	DENVER	VT ME	A6	2	2	2	2
ELEVENTH NAVAL DISTRICT							
PAC MISSLE RNG	POINT MUGU	VF P JET	A9	1	1	1	1
		VF D JET	A9	6	6	6	6
		VA Q	A9	2	2	2	2
		VS	A9	2	2	2	2
		VP LD	A9	1	1	1	1
		VW	A9	3	3	3	3
		VR H	A9	4	4	4	4
		VR M	A9	1	1	1	1
		VT D JET	A9	2	2	2	2
		VT KD JET	A9	1	1	1	1
		VT ME P	A9	1	1	1	1
		VT D	A9	2	2	2	2
		HU	A9	1	5	5	5
NAF 11 NAV DST	CHINA LAKE	HU	A8	1	1	1	1
NASWF	KIRTLAND AFB	VR M	A8	1	1	1	1
NAS 11 NAV DST	NORTH ISLAND	VR M	A8	4	4	5	5
		VT JET	A6	3	3	11	11
		VT ME	A6	5	5	10	10
		VT SE	A6	2	2	2	2
NAF 11 NAV DST	LITCHFLD PRK	VR M	A8	1	1	1	1
		VT ME	A6	1	1	1	1
NAS 11 NAV DST	MIRAMAR	VR M	A8	1	1	1	1
		VT JET	A6	3	7	9	9
		VT ME	A6	2	2	2	2
		HU	A8	1	1	1	1
NAS 11 NAV DST	POINT MUGU	VT JET	A6	3	3	3	3
		VT ME	A6	5	5	5	5
		HU	A8	2	2	2	2
NMF	PNT ARGUELLO	VT JET	A6	1	1	1	1
		VT ME	A6	1	1	1	1
NAAS 11 NAVDST	BROWN FIELD	VT ME	A6	1	1	1	1
NAAS 11 NAVDST	REAM FLD	VT ME	A6	1	1	1	1
TWELFTH NAVAL DISTRICT							
NAS 12 NAV DST	ALAMEDA	VR H	A8	1	1	1	1
		VR M	A8	3	3	3	3
		VR C	A2	4	4	4	4
		VU SAR	A8	1	1	1	1
		VT JET	A6	7	7	7	7
		VT ME	A6	7	7	7	7
		VT ME P	A8	1	1	1	1
		HU	A8	1	1	1	1
NAAS 12 NAVDST	FALLON	VR H	A8	1	1	1	1
		VT JET	A6	2	2	2	2
		HU	A8	2	2	2	2
NAS 12 NAV DST	MOFFETT FLD	VR C	A2	1	1	1	1
		VT JET	A6	2	2	2	2
		VT ME'	A6	5	5	5	5
		HU	A8	2	2	2	2
NAF 12 NAVDST	MONTEREY	VA DAY	A4	3	3	3	3
		VT ME	A6	28	28	28	28
		VT SE	A6	11	11	11	11
		VT NAV	A4	1	1	1	1
		HU	A8	1	1	1	1
THIRTEENTH NAVAL DISTRICT							
NAS 13 NAV DST	WHDBY ISLAND	VR H	A2	1	1	1	1
		VR M	A8	3	3	3	3
		VR C	A2	1	1	1	1
		VU SAR	A8	1	1	1	1
		VT JET	A6	2	2	2	2
		VT ME	A6	2	2	2	2
		VT ME P	A8	1	1	1	1
		HU	A8	2	2	2	2
POTOMAC RIVER NAVAL COMMAND							
NAS ANACOSTIA	ANACOSTIA	VR H	A8	2	2	2	2
		VR M	A8	6	6	6	6
		VT JET	A6	6	6	6	6
		VT ME	A6	44	44	44	44
		VT ME P	A8	2	2	2	2
		VT SE	A6	11	11	11	11
NAF	DAHLGREN	VT ME	A6	1	1	1	1
NAS PTXNT RIV	PTXNT RIVER	VR M	A8	1	1	1	1
		VU SAR	A8	1	1	1	1
		VT JET	A6	8	8	8	8
		VT ME	A6	3	3	3	3
		HU	A8	1	1	1	1
SEVERN RIVER NAVAL COMMAND							
NAF ANNAPOLIS	ANNAPOLIS	VU SAR	A6	8	8	8	8
		HU	A8	1	1	1	1
PUWEPS INSPECTORS AND REPRESENTATIVES							
BWGR CEN DIST	DAYTON	VR M	A8	1	1	1	1
		VT ME	A6	2	2	2	2
BWGR WSTRN DST	EL SEGUNDO	VR M	A8	1	1	1	1
		VT ME	A6	1	1	1	1
BWR AKRON	AKRON	VT ME	A8	1	1	1	1
BWR BALTIMORE	BALTIMORE	VT ME	A8	1	1	1	1
BWR BUFFALO	BUFFALO	VT ME	A6	1	1	1	1
BWR BURBANK	BURBANK	VT ME	A8	1	1	1	1
BWR COLUMBUS	COLUMBUS	VT ME	A6	2	2	2	2
BWR EST HRTFRD	EST HARTFORD	VT ME	A8	1	1	1	1
BWR EL SEGUNDO	EL SEGUNDO	VT ME	A8	1	1	1	1
BWR INDIANPLIS	INDIANAPOLIS	VT ME	A8	1	1	1	1
BWR ST LOUIS	ST LOUIS	VT ME	A8	1	1	1	1
BWR TETERBORO	TETERBORO	VT ME	A8	1	1	1	1

[redacted]

DECLASSIFIED

[redacted]

TABLE 1

PROGRAM OPERATING ALLOWANCES

UNIT	LOCATION	CLASS	PRIMARY OPTG. STATUS	OPERATING ALLOWANCES 31 MAR 1960	30 JUN 1960	30 SEP 1960	31 DEC 1960
MARINE CORPS BASES AND AIR STATIONS							
HMX 1	QUANTICO	MO	A9	4	4	4	4
		HR L	A9	18	18	18	18
		HR M	A9	2	2	2	2
MCAAS	YUMA	VR M	A8	2	2	2	2
		VT JET	A6	3	3	3	3
		VT ME	A6	1	1	1	1
		HU	A8	2	2	2	2
MCAS SO&ES	EL TORO	VR M	A8	3	3	3	3
		VT ME	A6	4	4	4	4
		HU	A8	2	2	2	2
MCAS SO&ES	CHERRY POINT	VR H	A8	1	1	1	1
		VR M	A8	2	2	2	2
		VT JET	A6	2	2	2	2
		VT ME	A6	1	1	1	1
		HU	A8	2	2	2	2
MCAS AES 12	QUANTICO	VA DAY	A8	7	7	7	7
		VR M	A8	2	2	2	2
		VT ME	A6	6	6	6	6
		VT ME P	A8	1	1	1	1
MCAF	NEW RIV JAX	VR M	A8	1	1	1	1
		VT ME	A6	3	3	3	3
MCAF	SANTA ANA	VT ME	A6	1	1	1	1
HQ MC FLT SECT	ANACOSTIA	VR M	A8	3	3	3	3
		VT ME	A6	4	4	4	4
		VT SE	A6	6	6	6	6
MCAAS	BEAUFORT	VR M	A8	2	2	2	2
		VT JET	A6	1	1	1	1
		VT ME	A6	1	1	1	1
		HU	A8	2	2	2	2
NAVAL AIR TRAINING COMMAND NAVAL AIR BASIC TRAINING COMMAND							
BTG 7	MEMPHIS	VT ME	A6	1	1	1	
		VT SE	A3	48	48	48	48
		VT SE	A6	2	2	2	
NAAS NABTC	SAUFLEY FLD	VT ME	A6	2	2	2	2
		VT SE	A3	165	165	165	165
		VT SE	A6	11	11	11	
NAAS NABTC	WHITING FLD	VT JET	A3				34
		VT ME	A6	3	3	3	3
		VT SE	A3	211	211	211	211
		VT SE	A6	15	15	15	
NAS NABTC	PENSACOLA	VF DAY JET	A4	6	6	6	6
		VA DAY	A8	1	1	1	
		VR H	A8	4	4	4	3
		VR M	A8	4	4	4	3
		VU SAR	A8	2	2	2	2
		VT JET	A3	135	135	135	100
		VT JET	A4	1	1	1	1
		VT ME	A3	32	32	32	32
		VT ME	A6	10	10	10	10
		VT SE	A3	4	4	4	6
		VT SE	A6	19	19	19	19
		HU	A8	3	3	3	2
HTG 1	ELLYSON FLD	VT ME	A6	2	2	2	1
		VT SE	A6	3	3	3	2
		HU	A4	40	40	40	43
		HT	A4	30	30	30	35
NAVAL AIR ADVANCED TRAINING COMMAND							
NAAS NAATC	KINGSVILLE	VF DAY JET	A3	74	74	74	100
		VS	A3	50			
		VR M	A8	1	1	1	1
		VT JET	A3	47	47	47	50
		VT ME	A6	2	2	2	1
		HU	A8	3	3	3	3
NAS NAATC	CRPS CHRISTI	VA DAY	A3	30	30	30	30
		VS	A3	37	37	37	46
		VP L	A3	20	20	20	18
		VR H	A8	2	2	2	1
		VT ME	A3	27	27	27	30
		VT ME	A6	6	6	6	
		VT ME P	A8	1	1	1	1
		VT SE	A6	6	6	6	6
		VT NAV	A5	2	2	2	2
		HU	A8	2	2	2	2
NAAS NAATC	CHASE	VF DAY JET	A3	54	54	54	80
		VR M	A8	1	1	1	1
		VT JET	A3	51	51	51	50
		VT ME	A6	2	2	2	1
		HU	A8	3	3	3	2
NAAS NAATC	PORT ISABEL	VT ME	A6	1	1	1	1
		HU	A8	2	2	2	2
NAAS NAATC	NEW IBERIA	VS	A3		50	50	32
		VR M	A8	1	1	1	1
		VT ME	A6	2	2	2	

UNIT	LOCATION	CLASS	PRIMARY OPTG. STATUS	OPERATING ALLOWANCES 30 SEP 1959	31 DEC 1959	31 MAR 1960	30 JUN 1960
NAVAL AIR TECHNICAL TRAINING COMMAND							
NATECHTRAU	GLYNCO	VT SE	A6	2	2	2	
NATECHTRAU	LAKEHURST	VT NAV	A4	1	1	1	1
NATECHTRAU	OLATHE	VT JET	A5	5	5	5	5
		VT ME	A5	4	4	4	4
		VT SE	A5	7	7	7	7
NATECHTRAU	MEMPHIS	VR H	A8				1
		VR M	A8	3	3	3	3
		VT ME	A6	8	8	8	8
		VT ME P	A8	1	1	1	1
		VT SE	A6	4	4	4	
		HU	A8	1	1	1	1
NATECHTRAU	PENSACOLA	VF P JET	A4	9	9	9	4
		VT JET	A4	2	2	2	
		VT ME P	A5	6	6	6	6
NATECHTRAU	PHILADELPHIA	VT ME	A6	1	1	1	1
NAS	GLYNCO	VR M	A8	1	1	1	1
		VT ME	A6	4	4	4	4
		HU	A8	1	1	1	1
NAVCICOFFSCOL	GLYNCO	VF AW JET	A4	42	42	42	42
		VW	A4	5	5	5	4
		VT JET	A4	3	3	3	4
NAVY AND MARINE CORPS RESERVE TRAINING							
NAV6MC RES TRA		VF DAY JET	A4	136	136	136	136
		VA DAY JET	A4	136	136	136	136
		VA DAY	A4	76	76	76	76
		VS	A4	167	167	167	167
		VP L	A4	96	96	96	96
		VR H	A4	51	51	51	51
		VR M	A4	12	12	12	12
		VR C	A8	1	1	1	1
		VT JET	A4	40	40	40	40
		VT ME	A4	41	41	41	41
		VT ME P	A4	4	4	4	4
		HS	A4	69	69	69	69
BUWEPS RESEARCH DEVELOPMENT TEST & EVALUATION RDT&E AIRCRAFT							
RDT&E AIRCRAFT		VF DAY JET	A9	25	25	25	25
		VF AW JET	A9	31	31	31	31
		VF P JET	A9	2	2	2	2
		VF D JET	A9	4	4	4	4
		VA DAY JET	A9	17	17	17	17
		VA P JET	A9	1	1	1	1
		VA Q JET	A9	1	1	1	1
		VA H JET	A9	6	7	7	7
		VA DAY	A9	7	7	7	7
		VA AW	A9	2	2	2	2
		VA W	A9	4	4	4	4
		VS	A9	4	4	4	4
		VP L	A9	14	14	11	11
		VP LD	A9	1	1	1	1
		VW	A9	7	6	6	6
		VR H	A9	3	3	3	3
		VR M	A9	6	6	6	6
		VR C	A9	1	1	1	1
		VU SAR	A9	1	1	1	1
		VU TOW	A9	1	1	1	1
		VT JET	A9	11	11	11	11
		VT ME	A9	2	2	2	2
		VT SE	A9	4	4	4	4
		VT D	A9	2	2	2	2
		HS	A9	7	8	8	8
		HR L	A9	1	1	1	1
		HU	A9	2	2	2	2
		ZP	A9	1	1	1	1
		ZW	A9	1	1	1	1

[redacted]

[redacted]

TABLE 1A

DECLASSIFIED

PROGRAM OPERATING ALLOWANCES FOR FISCAL 1960

SUBCLASS	TOTAL	LANT USN	LANT USMC	PAC USN	PAC USMC	NABS USN	NABS USMC	BWRS	NABTC	NAATC	NATTC	NART	RDT&E
TOTAL	6934	1473	435	1590	650	391	89	16	754	427	110	829	170
VF DAY JET	519	27	80	17	100				6	128		136	25
VF AW JET	714	210	40	311	80						42		31
VF B JET	95	24	9	32	18	1					9		2
VF D JET	50	7		33		6							4
VF O JET	21		6		15								
VA DAY JET	824	184	100	249	140							136	17
VA D JET	25	12		12									1
VA O JET	19	9		9									1
VA HT JET	8	4		4									
VA H JET	135	72		56									7
VA LI JET	201	88		113									
VA DAY	126		2			3	7		1	30		76	7
VA AW	34	14		18									2
VA W	96	44		48									4
VA O	2					2							
VS	463	123		80		2				87		167	4
VP L	376	138		108						20		96	14
VP LD	6	2		2		1							1
VP S	122	50		72									
VW WEA	1	1											
VW	99	42		43		3					5		6
VW O	6	3		3									
VO	36		12		24								
VP H	145	21	3	27	23	10	1		4	2		51	3
VP M	218	52	37	15	27	41	15	2	4	3	4	12	6
VP C	60	23		23		12						1	1
VH SAR	53	20		15		15			2				1
VH TOW	26	11		14									1
VH TOW D	3			3									
VT JET	613	64	34	99	45	70	6		136	98	10	40	11
VT D JET	8			6		2							
VT KD JET	1					1							
VT ME	411	33	2	33	5	151	21	14	50	40	17	41	2
VT ME D	20					7	1			1	7	4	
VT SE	561	14		10		30	6		478	6	13		4
VT MAV	4					1				2	1		
VT D	9	2		3		2							2
HS	240	99		64								69	8
HO	40		12		24		4						
HP I	227		80		128		18						1
HP M	37		18		17		2						
HU	238	72		66	4	31	8		43	10	2		2
HT	30								30				
ZP	5	4											1
ZW	5	4											1

[redacted]

DECLASSIFIED

TABLE 1B

PROGRAM OPERATING ALLOWANCES FOR FISCAL 1960

LANT

SUBCLASS	TOTAL	NAVY COMBAT	FLT TRNG	O'SEAS BASES	FASRONS	VURONS	OPTEVFOR	CV UTILITY	ATT. & MISS	AIRCRAFT FERRY SQDN	MARINE COMBAT	H & HS	VMT-1
TOTAL	1908	1203	93	48	30	38	32	13	16		400	6	20
VF DAY JET	107					27					80		
VF AW JET	250	210									40		
VF P JET	33	24									0		
VF D JET	7	7											
VF Q JET	6										6		
VA DAY JET	284	184									100		
VA P JET	12	12											
VA Q JET	9	9											
VA HT JET	4	4											
VA H JET	72	72											
VA LL JET	88	88											
VA DAY	2										2		
VA AW	14	14											
VA W	44	44											
VS	123	120					3						
VP L	138	132					6						
VP LD	2		2										
VP S	50	48					2						
VW WEA	1				1								
VW	42	42											
VW Q	3		3										
VO	12										12		
VR H	24	11	4	1	3		2				2	1	
VR M	89	12		16	6		6		12		36	1	
VR C	23	6			5			12					
VU SAR	20			9	2		6	1	2				
VU TOW	11					11							
VT JET	98		64								12	2	20
VT ME	35		3	15	13		1		1			2	
VT SE	14		14										
VT D	2		2										
HS	99	96					3						
HO	12										12		
HR L	80										80		
HR M	18										18		
HU	72	60	1	7			3		1				
ZP	4	4											
ZW	4	4											

TABLE 1C

DECLASSIFIED

PROGRAM OPERATING ALLOWANCES FOR FISCAL 1960

PAC

SUBCLASS	TOTAL	NAVY COMBAT	FLT. TRNG.	O'SEAS BASES	FASRONS	VURONS	OPTEVFOR	CV UTILITY	ATT. & MISS	AIRCRAFT FERRY SQDN	MARINE COMBAT	H & HS	VMT-2
TOTAL	2240	1306	101	74	23	56	20	12	6		617	5	20
VF DAY JET	117					17					100		
VF AW JET	391	305					6				80		
VF P JET	50	32									18		
VF D JET	33	19				14							
VF O JET	15										15		
VA DAY JET	389	240					9				140		
VA P JET	12	12											
VA O JET	9	9											
VA HT JET	4	4											
VA H JET	56	55					1						
VA LL JET	113	113											
VA AW	18	18											
VA W	48	48											
VS	80	80											
VP L	108	108											
VP LD	2					2							
VP S	72	72											
VW	43	43											
VW Q	3		3										
VO	24										24		
VR H	50	17	5	5							22	1	
VR M	42	3		7	1	1			4		24	2	
VR C	23	10						12	1				
VU SAR	15			14	1								
VU TOW	14					14							
VU TOW D	3					3							
VT JET	144		77	11	11		2				21	2	20
VT D JET	6		6										
VT MF	40			25	10		2		1		2		
VT SF	10		10										
VT D	3					3							
HS	64	64											
HO	24										24		
HR L	128										128		
HR M	17										17		
HU	70	54		12		2					2		

DECLASSIFIED

TOTAL PROGRAM & NON-PROGRAM AIRCRAFT

TABLE 2 LOCATION OF AIRCRAFT INVENTORY AND PLANNED OPERATING ASSIGNMENTS

BY COMMAND AND UNIT

LANT UNIT	LOCATION	MODEL	INVENTORY STATUS	INVENTORY NO ON BOARD	PLANNED OPT'G. ASSIGNMENTS 31 MAR 1960	30 JUN 1960	30 SEP 1960	31 DEC 1960
CARRIER AIR GROUPS								
CVG 1								
VF 14	CECIL FIELD	F3H 2	A1	14	14	14	14	14
		F3H 2	B	3				
				17*	14	14	14	14
VF 11	CECIL FIELD	F8U 1	A1	14	14	14	14	14
		F8U 1	D5	1				
				15*	14	14	14	14
VA 15	JACKSONVILLE	AD 6	A1	12	12	12	12	12
				12*	12	12	12	12
VA 46	CECIL FIELD	A4D 2	A1	16	12	12		
		A4D 2	D5	1				
		A4D 2N	A1				12	12
				17*	12	12	12	12
VA 172	CECIL FIELD	A4D 2	A1	15	12	12	12	12
				15*	12	12	12	12
VAH 11	SANFORD	A3D 2	A1	7	7	7	9	9
		A3D 2	D5	1				
		A3D 2	G6	1				
				9*	7	7	9	9
CVG 3								
VF 31	ABD SARATOGA	F3H 2	A1	14	14	14	14	14
				14*	14	14	14	14
VF 32	ABD SARATOGA	F8U 1	A1		14	14	14	14
		F8U 1E	A1	14				
		F8U 1E	F6	2				
				16*	14	14	14	14
VA 34	ABD SARATOGA	A4D 2	A1	12	12	12	12	12
				12*	12	12	12	12
VA 35	ABD SARATOGA	AD 6	A1	12	12	12	12	12
				12*	12	12	12	12
VA 36	ABD SARATOGA	A4D 2	A1	13				
		A4D 2N	A1		12	12	12	12
				13*	12	12	12	12
VAH 9	ABD SARATOGA	A3D 2	AJ	1				
		A3D 2	A1	11	12	12	12	12
				12*	12	12	12	12
CVG 4								
VA 43	OCEANA	F11F 1	A4	3	4	4	4	4
		F11F 1	D5	1				
		F11F 1	G6	1				
		A4D 2	A4	4	5	5	7	6
		A4D 2	B	2				
		A4D 2	G6	3				
		A4D 2N	A4			9	9	12
		A4D 1	A4	14	13	4	2	
		A4D 1	B	1				
		TV 2	A4	1	4	4	4	4
		TV 2	B	3				
		F9F 8T	A4	19	20	20	20	20
		F9F 8T	B	1				
		F9F 8T	D5	1				
		F9F 8T	G5	1				
		F9F 8T	G6	1				
				56*	46	46	46	46
VF 101	KEY WEST	F3H 2	A4	16	11	11	11	11
		F3D 2T2	A4		8	8	7	4
		F3D 2T2	B	8				
		F4D 1	A4	15	11	11	11	11
		F4D 1	D5	2				
		R4D 5 6	A2		1	1	1	1
		R4D 5	A2	1				
		F9F 8T	A4	4	4	4	4	4
				48*	35	35	34	31
VF 174	CECIL FIELD	F8U 2	A4	3	7	7	7	7
		F8U 2	B	3				
		F8U 1	A4	13	11	11	7	7
		F8U 1	B	10				
		F8U 1	D5	3				
		F8U 1E	A4	4				
		F8U 1E	B	1				
		F8U 2N	A4				4	7
		F8U 1P	B	2				
		F9F 8T	A4	1	2	2	2	2
		F9F 8T	B	1				
				41*	20	20	20	23
VA 42	OCEANA	AD 6	A4	9	9	9	9	9
		AD 6	B	5				
		AD 5	A4	1				
		AD 5	B	1				
		T 28B	A4	4	7	7	7	7
		T 28B	B	2				
				22*	16	16	16	16
VA 44	JACKSONVILLE	A4D 2	A1			5	6	6
		A4D 2	A4	7				
		A4D 2	G5	2				
		A4D 2N	A4		6	9	9	12
		A4D 1	A4	14	12	4	3	
		A4D 1	B	1				
		A4D 1	G5	3				
		A4D 1	G6	1				
		AD 6	A4	10	9	9	9	9
		AD 6	B	2				
		AD 5	A4	1				
		AD 5	G5	1				
		TV 2	A4	1	3	3	3	3
		TV 2	B	3				
		F9F 8T	A4	18	21	21	21	21
		F9F 8T	G5	5				
		T 28B	A4	5	7	7	7	7
		T 28B	B	2				
				76*	58	58	58	58
VAH 3	SANFORD	A3J 1	A4					3
		A3D 2P	A4		4	4	4	4
		A3D 2T	A4		4	4	4	4
		A3D 1	A4	13	10	10	10	10
		A3D 1	D5	2				
		P2V 3B	A5	4				
		R4D 5 6	A5		1	1	1	1
		R4D 6	A2	1				
		F9F 8T	A4	4	4	4	4	4
				24*	23	23	23	26
CVG 6								
VF 33	OCEANA	F11F 1	A1	15	14	14	14	14
		F11F 1	D5	1				
				16*	14	14	14	14
VF 74	OCEANA	F4D 1	A1	13	14	14	14	14
		F4D 1	D5	4				
				17*	14	14	14	14
VA 65	OCEANA	AD 6	A1	12	12	12	12	12
				12*	12	12	12	12
VA 66	OCEANA	A4D 2	A1	13	12	12	12	12
				13*	12	12	12	12
VA 76	OCEANA	A4D 2	A1	11	12	12	12	12
		A4D 2	D5	1				
				12*	12	12	12	12
CVG 7								
VF 41	OCEANA	F3H 2	A1	10	14	14	14	14
		F3H 2	D5	6				
				16*	14	14	14	14
VF 84	OCEANA	F8U 2	A1	14	14	14	14	14
				14*	14	14	14	14
VA 75	OCEANA	AD 6	A1	12	12	12	12	12
				12*	12	12	12	12
VA 86	OCEANA	A4D 2	A1	12	12	12	12	12
				12*	12	12	12	12
VA 72	OCEANA	A4D 2	A1	13	12	12	12	12
				13*	12	12	12	12
VAH 1	SANFORD	A3D 2	A1	11	12	12	12	12
		A3D 2	D5	1				
				12*	12	12	12	12

TOTAL PROGRAM & NON-PROGRAM AIRCRAFT

DECLASSIFIED

TABLE 2 LOCATION OF AIRCRAFT INVENTORY AND PLANNED OPERATING ASSIGNMENTS

BY COMMAND AND UNIT

LANT UNIT	LOCATION	MODEL	INVENTORY STATUS	INVENTORY NO ON BOARD	PLANNED OPT'G. ASSIGNMENTS 31 MAR 1960	30 JUN 1960	30 SEP 1960	31 DEC 1960
CVG 8								
VF 102	OCEANA	F4D 1	A1	15	14	14	14	14
				15*	14	14	14	14
VA 81	OCEANA	A4D 2	A1	12	12	12	12	12
				12*	12	12	12	12
VF 103	ABD FORRESTL	F8U 2	A1	14	14	14	14	14
				14*	14	14	14	14
VA 83	OCEANA	A4D 2	A1	12	12	12		
		A4D 2N	A1				12	12
				12*	12	12	12	12
VA 85	OCEANA	AD 6	A1	12	12	12	12	12
				12*	12	12	12	12
VAH 5	ABD FORRESTL	A3D 2	A1	10	10	10	12	12
				10*	10	10	12	12
CVG 10								
VA 12	CECIL FIELD	A4D 2	A1	10	12	12	12	12
		A4D 2	D5	1				
		A4D 2	G6	1				
				12*	12	12	12	12
VF 13	ABD ESSEX	F4D 1	A1	12	12	12	12	12
				12*	12	12	12	12
VF 62	ABD ESSEX	F8U 1	A1		14	14	14	14
		FJ 3M	A1	12				
				12*	14	14	14	14
VA 106	CECIL FIELD	A4D 2	A1	12	12	12	12	12
				12*	12	12	12	12
VA 176	ABD ESSEX	AD 6	AJ	1				
		AD 6	A1	10	12	12	12	12
		AD 6	G6	1				
				12*	12	12	12	12
VAH 7	SANFORD	A3D 2	A1	9	12	12	12	
		A3D 2	D5	2				
				11*	12	12	12	
PHOTOGRAPHIC SQDNS								
VFP 62	JACKSONVILLE	F8U 1P	A1	17	24	24	24	24
		F8U 1P	D5	1				
		F8U 1P	G6	1				
		F9F 8P	A1		4			
				19*	28	24	24	24
DET 37	ABD ROOSEVLT	F8U 1P	A1	1				
				1*				
DET 42	ABD FORRESTL	F8U 1P	A1	3				
				3*				
DET 43	ABD SARATOGA	F8U 1P	A1	3				
				3*				
DET 45	ABD ESSEX	F9F 8P	A1	3				
				3*				
	JACKSONVILLE	A3D 2P	A1	7	6	6	6	6
		AJ 2P	A1	1				
				8*	6	6	6	6
AIR EARLY WARNING SQDNS								
VAW 12	QUONSET PNT	AD 5	A4	2				
		AD 5	A5		2	2	2	2
		WF 2	A1		12	16	18	21
		WF 2	G5	6				
		AD 5W	A1	22	32	28	26	23
		AD 5W	EJ	1				
		S2F 2	A1	1				
				32*	46	46	46	46
DET 42	ABD FORRESTL	AD 5W	A1	4				
				4*				
DET 43	ABD SARATOGA	AD 5W	A1	3				
				3*				
DET 45	ABD ESSEX	AD 5W	A1	3				
				3*				
DET 48	ABD WASP	AD 5W	A1	4				
				4*				
VAW 33	QUONSET PNT	AD 5Q	A1	5	12	12	12	12
		AD 5Q	B	3				
		TF 1Q	A1	1	2	2	2	2
		TF 1Q	B	1				
				10*	14	14	14	14
DET 42	ABD FORRESTL	AD 5Q	A1	3				
				3*				
DET 43	ABD SARATOGA	AD 5Q	A1	3				
				3*				
GUIDED MISSLE SERVICE SQDN								
GMSRON 2	ROOSEVLT RDS	FJ 3D2	A1	7				
		FJ 3D2	A8		7	7	7	7
		P2V 5FD	A8	1	2	2	2	2
		T 28BD	A2	2				
		T 28BD	A8		2	2	2	2
		HUS 1A	A8	1	1	1	1	1
		F9F 6K	A8	8				
				19*	12	12	12	12
ELECTRONIC COUNTER MEASURE SQDNS								
VQ 2	ROTA	A3D 2Q	A1	2	7	8	8	8
		A3D 1Q	A1	1	1	1	1	1
		A3D 1	A1	1				
		P4M 1Q	A1	3				
		P2V 5F	A1	3				
		WV 2Q	A1		4	4	4	4
				10*	12	13	13	13
CARRIER ANTI SUBMARINE SQDNS								
VS 27	NORFOLK	S2F 3	A1			2	5	10
		S2F 2	A1	3	3			
		S2F 2	B	1				
		S2F 1	A1	17	17	18	15	10
		S2F 1	B	1				
				22*	20	20	20	20
VS 30	NORFOLK	S2F 2	A1	5	3	6	6	7
		S2F 1	A1	15	17	14	14	13
		S2F 1	B	1				
				21*	20	20	20	20
VS 31	ABD WASP	S2F 2	A1	1	2	2	2	
		S2F 2	B	1				
		S2F 1	A1	19	18	18	18	20
		S2F 1	B	1				
				22*	20	20	20	20
VS 32	QUONSET PNT	S2F 2	A1	3	2	2	2	
		S2F 1	A1	17	18	18	18	20
		S2F 1	D5	1				
				21*	20	20	20	20
VS 36	NORFOLK	S2F 2	A1	1	2	2		
		S2F 1	A1	19	18	18	20	20
		S2F 1	G6	3				
				23*	20	20	20	20
VS 39	QUONSET PNT	S2F 2	A1	2	3	3	2	
		S2F 2	G5	1				
		S2F 1	A1	19	17	17	18	20
				22*	20	20	20	20
HELICOPTER ANTI SUBMARINE SQDNS								
HS 1	KEY WEST	HSS 1	A1	11	10	10	14	
		HSS 1N	A1	1			1	15
				12*	10	10	15	15
HS 3	NORFOLK	HSS 1	AJ	1				
		HSS 1	A1	13	14	14	14	15
				14*	14	14	14	15
HS 5	QUONSET PNT	HSS 1	A1	7	4			
		HSS 1	B	1				
		HSS 1N	A1	7	10	14	14	15
				15*	14	14	14	15

DECLASSIFIED

TABLE 2 LOCATION OF AIRCRAFT INVENTORY AND PLANNED OPERATING ASSIGNMENTS

BY COMMAND AND UNIT

LANT UNIT	LOCATION	MODEL	INVENTORY STATUS	INVENTORY NO ON BOARD	PLANNED OPT'G. ASSIGNMENTS 31 MAR 1960	30 JUN 1960	30 SEP 1960	31 DEC 1960
HS 7	NORFOLK	HSS 1	A1	14	14	11		
		HSS 1N	A1			3	14	15
				14*	14	14	14	15
HS 9	QUONSET PNT	HSS 2	A1			2	4	6
		HSS 1	A1	14	14	12	10	8
				14*	14	14	14	14
HS 11	ABD WASP	HSS 1	A1	5	4			
		HSS 1	B	1				
		HSS 1N	A1	9	10	14	14	15
				15*	14	14	14	15
PATROL SQDNS LAND PLANE								
VP 5	JACKSONVILLE	P2V 5F	A1	12	12	12	12	12
		P2V 5F	D5	1				
				13*	12	12	12	12
VP 7	KEFLAVIK	P2V 5F	A1	12	12	12	12	12
		P2V 5F	B	1				
				13*	12	12	12	12
VP 8	NORFOLK	P2V 5F	A1	13	12	12	12	12
				13*	12	12	12	12
VP 10	ROTA	P2V 5F	A1	12	12	12	12	12
				12*	12	12	12	12
VP 11	BRUNSWICK	P2V 7	A1	11	12	12	12	12
		P2V 7	D5	2				
				13*	12	12	12	12
VP 16	JACKSONVILLE	P2V 5F	A1	15	12	12	12	12
				15*	12	12	12	12
VP 18	KEFLAVIK	P2V 7	A1	12	12	12	12	12
				12*	12	12	12	12
VP 21	BRUNSWICK	P2V 7	A1	12	12	12	12	12
				12*	12	12	12	12
VP 23	ICELAND	P2V 7	A1	13	12	12	12	12
		P2V 7	HO	1				
				14*	12	12	12	12
VP 24	NORFOLK	P2V 7	A1	8	12	12	12	12
		P2V 5F	A1	5				
				13*	12	12	12	12
VP 26	BRUNSWICK	P2V 5F	A1	12	12	12	12	12
				12*	12	12	12	12
PATROL SQDNS SEA PLANE								
VP 44	NORFOLK	P5M 2	A1	12	9	9	9	12
		P5M 1	A1		3	1		
				12*	12	10	9	12
VP 45	BERMUDA	P5M 2	A1					1
		P5M 1	A1	13	12	12	10	7
				13*	12	12	10	8
VP 49	BERMUDA	P5M 1	A1	13	12	12	11	8
				13*	12	12	11	8
VP 56	NORFOLK	P5M 2	A1	8	12	10	10	12
		P5M 1	A1	4				
				12*	12	10	10	12
PATROL SQDNS AIRSHIP								
ZP 3	LAKEHURST	SNB 5	A4	1	1	1	1	1
		ZPG 2	A1	4	4	4	4	4
		ZPG 2	B	1				
				6*	5	5	5	5
FLEET AIR EARLY WARNING SQDNS								
VW 2	PTXNT RIVER	WV 2	A2	9	12	12	6	6
		WV 2	D9	1				
				10*	12	12	6	6
DET B	SIGONELLA	WV 2	A2	2				
				2*				
VW 4	JACKSONVILLE	WV 3	A2	5	6	6	6	6
		WV 3	B	2				
		WV 2	A2	1				
		R7V 1	A5		1	1	1	1
		R7V 1	G6	1				
				9*	7	7	7	7
BARRIER SQDNS DISTANT WARNING								
VW 11	ARGENTIA	WV 2	A2	12	12	12	12	12
		WV 2	D9	2				
		WV 2	G5	1				
		R7V 1	A5	1	1	1	1	1
				16*	13	13	13	13
VW 13	PTXNT RIVER	WV 2	A2	6	6	6	6	6
		WV 2	D9	3				
		WV 2	G5	1				
		R7V 1	A5	1	1	1	1	1
		R7V 1	B	1				
				12*	7	7	7	7
VW 15	PTXNT RIVER	WV 2	A2	6	6	6	6	6
		WV 2	B	3				
		WV 2	D9	1				
		R7V 1	A5	1	1	1	1	1
				11*	7	7	7	7
BARRIER SQDNS CONTIGUOUS								
ZW 1	LAKEHURST	SNB 5	A4	2	2	2	2	2
		ZPG 3W	A2	1	4	4	4	4
		ZPG 2W	AK	1				
		ZPG 2W	A2	3				
				7*	6	6	6	6
HELICOPTER RECONNAISSANCE SAR SQDNS								
HU 2	LAKEHURST	SNB 5	A4	1	1	1	1	1
		HO4S 3	A2	1	1	1	1	1
		HRS 3	A2	6	11	11	11	11
		HRS 3	G6	1				
		HUS 1	A2	1				
		HU2K 1	A2				1	4
		HUK 1	A2	6	10	10	10	8
		HUS 1A	A2	1	2	2	2	2
		HUL 1	A2	2	6	6	7	7
		HUP 3	A2		1	6	13	21
		HUP 2	A2	13	20	13	3	
		HTL 7	A2		4	7	7	7
		HTL 5	A2	2				
		HTL 4	A2	2				
				36*	56	57	56	62
DET 1	NORFOLK	HUS 1A	A2	1				
		HUP 2	A2	6				
				7*				
DET 43	ABD SARATOGA	HUP 2	A2	2				
				2*				
DET 45	ABD ESSEX	HUP 2	A2	2				
		HUP 2	Q1	1				
				3*				
DET 48	ABD WASP	HUK 1	A2	1				
				1*				
DET 69	ABD GLACIER	HO4S 3	A2	1				
		HUL 1	A2	1				
				2*				
DET 70	ABD ATKA	HRS 3	A2	1				
		HUL 1	A2	1				
				2*				
DET 73	ABD EASTWIND	HRS 3	A2	1				
		HUL 1	A2	1				
				2*				
DET 76	ABD TANNER	HRS 3	A2	1				
				1*				
DET 93	ABD TACONIC	HUP 2	A2	1				
				1*				

TOTAL PROGRAM & NON-PROGRAM AIRCRAFT

DECLASSIFIED

TABLE 2 LOCATION OF AIRCRAFT INVENTORY AND PLANNED OPERATING ASSIGNMENTS

BY COMMAND AND UNIT

LANT UNIT	LOCATION	MODEL	INVENTORY STATUS	INVENTORY NO. ON BOARD	PLANNED OPT'G. ASSIGNMENTS 31 MAR 1960	30 JUN 1960	30 SEP 1960	31 DEC 1960
FLEET TACTICAL SUPPORT SQDNS								
VR 1	PTXNT RIVER	R6D 1	A2	2	2	2	2	2
		R6D 1Z	A2	4	3	3	3	3
		R5D Z	A2		1	1	1	1
		R5D 2Z	A2	1				
		R4Y 1	A2	8	12	12	12	12
				15*	18	18	18	18
VR 24	PORT LYAUTEY	R5D 5	A2	6	6	6	6	6
		R5D 5	B	1				
		R5D 5	G5	1				
		TF 1	A2		6	6	6	6
				8*	12	12	12	12
DET	NAPLES	TF 1	A2	7				
				7*				
MARINE HEADQUARTERS SQDNS								
MARS MWSG 27	CHERRY POINT	F4D 1	D5	1				
		F4D 1	G6	1				
		A4D 2	D5	1				
		AD 5	A1		2			
		AD 5	A2	3				
		AD 5N	A2	1				
		R5D 5	A2	1	2	2	2	2
		R5D 3	A2	1				
		R4D 8	A2	3	2	2	2	2
		TV 2	B	2				
		F9F 8T	A4	1	4	4	4	4
		F9F 8T	A6	4				
		SNB 5	A6	1	1	1	1	1
				19*	11	9	9	9
H&MS 14	CHERRY POINT	R4D 5 6	A2		1	1	1	1
		R4D 6	B	1				
		R4D 5	A2	1				
		TV 2	A2	3	2			
		F9F 8T.	A2			2	2	2
				5*	3	3	3	3
H&MS 24	CHERRY POINT	F3D 2T2	A1		2			
		F3D 2T2	A2	2				
		F3D 2T2	B	2				
		R4D 8	A2		1	1	1	1
		R4D 6	A2	1				
		F9F 8T	A2	1	1	3	3	3
		F9F 8T	B	2				
				8*	4	4	4	4
H&MS 26	NEW RIV JAX	R4D 8	A2	1	2	2	2	2
				1*	2	2	2	2
H&MS 32	CHERRY POINT	R4D 8	A2	1				
		R4D 5 6	A2		1	1	1	1
		TV 2	A2	3	3			
		F9F 8T	A2			3	3	3
				4*	4	4	4	4
MARINE FIGHTER SQDNS								
VMF 122	BEAUFORT	F8U 1	A1	16	20	20	20	20
		F8U 1	D5	1				
		F8U 1	G6	1				
				18*	20	20	20	20
VMF 235	BEAUFORT	F8U 1	A1	4	20	20	20	20
		F8U 1	D5	1				
		F8U 1E	A1	12				
		F8U 1E	D5	6				
				23*	20	20	20	20
VMF 333	BEAUFORT	F8U 2	A1	13	20	20	20	20
		FJ 3M	A1	7				
		FJ 3M	B	7				
				27*	20	20	20	20
VMF 312	BEAUFORT	F8U 1	A1	16	20	20	20	20
		F8U 1	D5	4				
		F8U 1	G6	1				
		F8U 1E	A1	4				
				25*	20	20	20	20
MARINE FIGHTER ALL WEATHER SQDNS								
VMFAW 114	CHERRY POINT	F4D 1	A1	19	20	20	20	20
		F4D 1	D5	1				
				20*	20	20	20	20
VMFAW 115	CHERRY POINT	F4D 1	A1	20	20	20	20	20
		F4D 1	D5	1				
		F4D 1	G6	1				
				22*	20	20	20	20
MARINE ATTACK SQDNS								
VMA 224	CHERRY POINT	A4D 2	A1	18	20	10	10	
		A4D 2	B	3				
		A4D 2	D5	2				
		A4D 2N	A1			10	10	20
				23*	20	20	20	20
VMA 225	ABD ESSEX	A4D 2	A1	12	20	20	20	20
				12*	20	20	20	20
DET A	CHERRY PNT	A4D 2	A1	4				
		A4D 2	D5	4				
				8*				
VMA 324	ABD ANTIETAM	A4D 2	A1	20	20	20	20	20
		A4D 2	B	3				
				23*	20	20	20	20
VMA 331	BEAUFORT	A4D 2	A1	19	20	20	20	20
		A4D 2	D5	1				
				20*	20	20	20	20
VMA 533	CHERRY POINT	A4D 2	A1	19	20	20	20	20
		F9F 8B	A1	1				
		F9F 8B	B	4				
				24*	20	20	20	20
MARINE COMPOSITE PHOTOGRAPHIC SQDNS								
VMCJ 2	CHERRY POINT	F8U 1P	A1	9	9	9	9	9
		F8U 1P	B	1				
		F3D 2Q	A1	9	6	6	6	6
				19*	15	15	15	15
MARINE TRANSPORT SQDNS								
VMR 252	CHERRY POINT	R4Q 2	A2	16	20	20	20	20
				16*	20	20	20	20
252 DET	PORT LYAUTEY	R4Q 2	A2	2				
				2*				
VMR 353	CHERRY POINT	R4Q 2	A2	11	9	9	9	9
				11*	9	9	9	9
MARINE HELICOPTER TRANSPORT SQDNS								
HMRL 162	NEW RIV JAX	HUS 1	A1	20	18			
				20*	18			
HMRL 264	NEW RIV JAX	HRS 3	AJ	1				
		HRS 3	A1		2	2	2	2
		HUS 1	AJ	2				
		HUS 1	A1	16	18	18	18	20
				19*	20	20	20	22
HMRL 261	NEW RIV JAX	HUS 1	A1			18	18	20
				*		18	18	20
HMRL 262	NEW RIV JAX	HUS 1	A1	18	18	18	18	20
		HUS 1	B	1				
		HUS 1A	B	2				
				21*	18	18	18	20
HMRC 263	NEW RIV JAX	HOK 1	AJ	3				
		HOK 1	A1	6				
		HOK 1	A2		12	12	12	12
		HRS 3	A1	12	12	12	12	12
		HRS 3	B	8				
				29*	24	24	24	24
HMRM 461	ABD CHMPLAIN	HR2S 1	A1	16				
		HR2S 1	A2		16	16	14	13
				16*	16	16	14	13
MARINE OBSERVATION SQDNS								
VMO 1	NEW RIV JAX	OE 2	A1	5				
		OE 2	A2		5	5	5	5
		OE 1	A1	7				
		OE 1	A2		7	7	7	7
		OE 1	B	2				
				14*	12	12	12	12

DECLASSIFIED

TOTAL PROGRAM & NON-PROGRAM AIRCRAFT

TABLE 2 LOCATION OF AIRCRAFT INVENTORY AND PLANNED OPERATING ASSIGNMENTS

BY COMMAND AND UNIT

LANT UNIT	LOCATION	MODEL	INVENTORY STATUS	INVENTORY NO. ON BOARD	PLANNED OPT'G. ASSIGNMENTS 31 MAR 1960	30 JUN 1960	30 SEP 1960	31 DEC 1960
OPERATIONAL TEST AND EVALUATION FORCE								
VX 1	KEY WEST	S2F 1	A9	4	3	3	3	3
		P2V 7	A9	3	3	3	3	3
		P5M 2	A9	1	2	2	2	2
		P5M 1	A9	1				
		SNB 5	A6		1	1	1	1
		SNB 5	A9	1				
		HSS 1	A9	3	3	3	3	3
				13*	12	12	12	12
VX 3	OCEANA	F8U 2	A9	6				
		F8U 2	D5	1				
		F8U 1	A9	2				
		R4D 8	A8	1				
		R4D 8	A9		1	1	1	1
		F9F 8T	A9	1				
				11*	1	1	1	1
VX 6	QUONSET PNT	P2V 7	A8	3	3			
		R7V 1	A8	1	1	1	1	1
		R5D 5	A8		1	1		
		R5D 3	A8	1				
		C 130BL	A8				2	4
		R4D 8	A8	3	4	4	4	4
		R4D 8	Q1	1				
		R4D 5 6	A8		2	2	2	2
		R4D 5	A8	1				
		UC 1	AQ	1				
		UC 1	A8	4	6	6	6	6
		HUS 1A	AQ	2				
		HUS 1A	A8	2	4	4	4	4
				19*	21	18	19	21
FLEET AIRCRAFT SERVICE SQDNS								
FASRON 3	NORFOLK	F11F 1	HO	1				
		F3H 2	G6	1				
		S2F 2	A5	1	1	1		
		S2F 1	A2	1				
		S2F 1	A5		1	1		
		TF 1	A2	5	5	5		
		TF 1	D5	2				
		SNB 5	A6	10	10	10		
		SNB 5	B	8				
				29*	17	17		
FASRON 5	OCEANA	R4D 5	A2	1				
				1*				
FASRON 9	CECIL FIELD	F3H 2	G6	1				
		R4D 5 6	A2		1			
		R4D 6	A2	1				
		SNB 5	A6	2	2			
				4*	3			
FASRON 51	SANFORD	R4D 5 6	A2		1			
		R4D 6	A2	1				
		SNB 5	A6	2	2			
				3*	3			
FASRON 102	NORFOLK	WV 2	A2		1	1		
		WV 2	D9	1				
		R5D 4R	A9	1	1	1		
		R4Y 1	A1	1				
		R4Y 1	A2	2	3	3		
		UF 1	A8	1	1	1		
		SNB 5	A6	2	2	2		
				8*	8	8		
FASRON 104	ROTA	SNB 5	A6		2	2	2	2
				*	2	2	2	2
FASRON 105	ROOSEVLT RDS	UF 2	A2	1	1			
				1*	1			
FASRON 106	ARGENTIA	R5D 5	A2	1	1	1		
		SNB 5	A6	1	1	1		
				2*	2	2		
FASRON 107	ICELAND	R5D 5	A2		1	1	1	1
		R5D 5	G6	1				
		R5D 3	A2	1				
				2*	1	1	1	1
FASRON 111	BERMUDA	UF 2	A2	1	1	1	1	1
				1*	1	1	1	1
FASRON SPC 200	LONDON	R4D 8	A2	2	2	2	2	2
		R4D 5 6	A2		1	1	1	1
		R4D 5	A2	1				
		R4Y 1	A2	1	1	1	1	1
		SNB 5	A6	3	3	3	3	3
				7*	7	7	7	7

LANT UNIT	LOCATION	MODEL	INVENTORY STATUS	INVENTORY NO ON BOARD	PLANNED OPT'G. ASSIGNMENTS 31 MAR 1960	30 JUN 1960	30 SEP 1960	31 DEC 1960
FLEET UTILITY AND DRONE CONTROL SQDNS								
VU 2	QUONSET PNT	FJ 3	A8	10	10	10	10	10
		JD 1	A8	3	3	3	3	3
				13*	13	13	13	13
VU 4	OCEANA	FJ 3	A8	10	7	7	7	7
		FJ 3M	A1	1				
		FJ 3M	A8	1	3	3	3	3
		JD 1	A8	3	3	3	3	3
				15*	13	13	13	13
VU 10	GTMO BAY	FJ 3	A8	5	4	4	4	4
		FJ 3M	A8	3	3	3	3	3
		FJ 3D2	A8	1				
		JD 1	A8	2	5	5	5	5
		JD 1D	A8	1				
				12*	12	12	12	12
DET	JACKSONVILLE	JD 1	A8	2				
				2*				
AIRCRAFT FERRY SQUADRONS								
VRF 31	NORFOLK	R4D 8	A2	2	2	2	2	2
		SNB 5	A2	1	1	1	1	1
				3*	3	3	3	3
FLEET BASES OVERSEAS								
NAVSTA	ARGENTIA	R5D 5	A2	1	1	1	2	2
		UF 2	A2			1	1	1
		UF 1	A2	1	1			
		SNB 5	A6				1	1
		HO4S 3	A2	1	1	1	1	1
		HUS 1A	A2	1	1	1	1	1
				4*	4	4	6	6
NAF	NAPLES	F3H 2	G6	1				
		A3D 2	G6	1				
		AD 6	G6	2				
		AD 5	A2	4	4	4	4	4
		R5D Z	A2		1	1	1	1
		R5D 2Z	A2	1				
		R4D 8	A2	2	2	2	2	2
		R4Y 1	A2	1	1	1	1	1
		UF 2	A2		1	1	1	1
		UF 1	A2	1				
		SNB 5	A6	5	5	5	5	5
				18*	14	14	14	14
NAF	SIGONELLA	P2V 5F	G6	1				
		R4D 8	A2	1	1	1	1	1
		SNB 5	A2	1				
		SNB 5	A6		1	1	1	1
				3*	2	2	2	2
NAF	LAJES	UF 2	A2		1	1	1	1
		UF 1	A6	1				
				1*	1	1	1	1
HDQTRS CMEF	DHAHRAN AFB	R4D 8	A2		1	1	1	1
		R4D 8	A8	1				
				1*	1	1	1	1
NAF ADV BASE	PORT LYAUTEY	R4D 5 6	A2		1	1	1	1
		R4D 5	A2	1				
		UF 2	A2			1	1	1
		UF 1	A2	1	1			
		SNB 5	A6	1	1	1	1	1
		HUP 2	A2	1	1	1	1	1
				4*	4	4	4	4
NAVSTA	ROTA	FJ 3M	HO	1				
		F3H 2	B	1				
		F4D 1	B	1				
		F4D 1	G5	1				
		F8U 1P	G5	1				
		F9F 8P	H5	1				
		A4D 2	G5	2				
		AD 5W	G5	1				
		R4D 8	A2	1	1	1	1	1
		R4D 5 6	A6		1	1	1	1
		R4D 6	A2	1				
		SNB 5	A6	3	1	1	1	1
		HUP 2	A2	1	1	1	1	1
				15*	4	4	4	4

DECLASSIFIED

TOTAL PROGRAM & NON-PROGRAM AIRCRAFT

TABLE 2 LOCATION OF AIRCRAFT INVENTORY AND PLANNED OPERATING ASSIGNMENTS

BY COMMAND AND UNIT

LANT UNIT	LOCATION	MODEL	INVENTORY STATUS	INVENTORY NO. ON BOARD	PLANNED OPT'G ASSIGNMENTS 31 MAR 1960	30 JUN 1960	30 SEP 1960	31 DEC 1960
TENTH NAVAL DISTRICT								
COM FIFTEEN	PANAMA	R4Y 1	A2		1	1	1	1
		R4Y 1	A8	1				
				1*	1	1	1	1
NAVSTA	TRINIDAD	UF 2	A2		1	1	1	1
		UF 2	A8	1				
				1*	1	1	1	1
NAS 10 NAVDST	GTMO BAY	R4D 5 6	A2		1	1	1	1
		R4D 6	A8	1				
		UF 2	A2	2	2	2	2	2
		SNB 5	A6	1	1	1	1	1
		T 34B	A8	1	1	1		
		HUP 2	A2	1	1	1	1	1
				6*	6	6	5	5
NAS JAX	JACKSONVILLE	F4D 1	B	7				
				7*				
NAVSTA	ROOSEVLT RDS	R4D 8	A2	2	2	2	2	2
		UF 2	A2	1	2	2	2	2
		UF 1	A2	1				
		SNB 5	A6	1	1	1	1	1
		HUP 2	A2	1	1	1	1	1
				6*	6	6	6	6
CV AND AV UTILITY AIRCRAFT								
CVA 9 ESSEX	NOREOLK	TF 1	A2	1	1	1	1	1
				1*	1	1	1	1
CVA 11 INTREPD	QUONSET PNT	TF 1	A2	1	1	1	1	1
				1*	1	1	1	1
CVS15 RANDOLPH	NORFOLK	TF 1	A2	1	1	1	1	1
				1*	1	1	1	1
LPH 4 BOXER	NORFOLK	HTL 7	A2		1	1	1	1
		HTL 5	A2	1				
				1*	1	1	1	1
CVS 36 ANTETAM	NEW YORK	TF 1	A2	1	1	1	1	1
				1*	1	1	1	1
CVS 39 CHMPLAN	MAYPORT	TF 1	A2	1	1	1	1	1
				1*	1	1	1	1
CVS 40 TARAWA	NEWPORT	TF 1	A2	1	1	1	1	1
				1*	1	1	1	1
CVA 42 FDR	MAYPORT	TF 1	A2	1	1	1	1	1
				1*	1	1	1	1
CVA 59 FORSTAL	NORFOLK	TF 1	A2	1	1	1	1	1
				1*	1	1	1	1
CVA 60 SARATOG	NEW YORK	TF 1	A2	1	1	1	1	1
				1*	1	1	1	1
CVS 45 VALYFRG	NORFOLK	TF 1	A2	1	1	1	1	1
				1*	1	1	1	1
CVS 18 WASP	NORFOLK	TF 1	A2	1	1	1	1	1
				1*	1	1	1	1
CVA 62 INDPEND	NORFOLK	TF 1	A2	1	1	1	1	1
				1*	1	1	1	1
USS ALBERMARLE	NORFOLK	UF 1	A2	1	1	1	1	1
				1*	1	1	1	1
MARINE AIR FMF & FORCE AVIATION HDQTR SQDNS								
H&HS AFMFLNT	NORFOLK	R5D 5R	A2	1	1	1	1	1
		R4Y 1	A2	1	1	1	1	1
		TV 2	A6	2				
		F9F 8T	A4		2	2	2	2
		F9F 8T	A6	2				
		SNB 5	A6	2	2	2	2	2
				8*	6	6	6	6
MARINE FLEET TRAINING SQDNS								
VMT 1	CHERRY POINT	F9F 8T	A2	18	20	20	20	20
		F9F 8T	A4	2				
		F9F 8T	B	1				
				21*	20	20	20	20
MARINE CORPS AIR STATIONS								
MCAS	CHERRY PNT	F3H 2	B	9				
				9*				

LANT UNIT	LOCATION	MODEL	INVENTORY STATUS	INVENTORY NO. ON BOARD	PLANNED OPT'G. ASSIGNMENTS 31 MAR 1960	30 JUN 1960	30 SEP 1960	31 DEC 1960
NAVAL ATTACHES AND MISSIONS LANT								
ATT ATHENS	GREECE	UF 2	A2		1	1	1	1
		UF 1	A8	1				
				1*	1	1	1	1
ATT CAIRO	EGYPT	R4D 5 6	A8		1	1	1	1
		R4D 6	A8	1				
				1*	1	1	1	1
ATT MEXICO CTY	MEXICO	R4D 5 6	A8		1	1	1	1
		R4D 5	A8	1				
				1*	1	1	1	1
ATT NEW DELHI	INDIA	R4D 5 6	A8		1	1	1	1
		R4D 6	A8	1				
				1*	1	1	1	1
ATT OSLO	NORWAY	UF 2	A2		1	1	1	1
		UF 2	A8	1				
				1*	1	1	1	1
ATT PRETORIA	SO AFRICA	R4D 5 6	A8		1	1	1	1
		R4D 6	A8	1				
				1*	1	1	1	1
ATT TEHRAN	IRAN	R4D 5 6	A8		1	1	1	1
		R4D 6	A8	1				
				1*	1	1	1	1
MISSION ANKARA	TURKEY	R4D 5 6	A8		1	1	1	1
		R4D 5	A8	1				
				1*	1	1	1	1
MISSION BOGOTA	COLOMBIA	R4D 5 6	A8		1	1	1	1
		R4D 6	A8	1				
				1*	1	1	1	1
MISSION PTAUPR	HAITI	HRS 3	A8	1	1	1	1	1
				1*	1	1	1	1
MISSION LIMA	PERU	R4D 5 6	A8		1	1	1	1
		R4D 5	A2	1				
				1*	1	1	1	1
MISSION QUITO	ECUADOR	R4D 5 6	A8		1	1	1	1
		R4D 6	A8	1				
				1*	1	1	1	1
MISSION RIO DJ	BRAZIL	R4D 6R	A8	1	1	1	1	1
				1*	1	1	1	1
MISSION VLPRSO	CHILE	R4D 5 6	A8		1	1	1	1
		R4D 6	A8	1				
				1*	1	1	1	1
NAV ADV GROUP	BUENOS AIRES	R4D 5 6	A8		1	1	1	1
		R4D 6	A8	1				
				1*	1	1	1	1
MISSION CUITRU	DOM REP	SNB 5	A8	1	1	1	1	1
				1*	1	1	1	1
PROGRAM OPERATING				1875	1890	1872	1842	1850
OPERATIONAL POOL				264				
TOTAL PROGRAM				2139				
NON PROGRAM (INCLUDING DRONES)				8				
TOTAL INVENTORY				2147				

DECLASSIFIED

TOTAL PROGRAM & NON-PROGRAM AIRCRAFT

[redacted]

TABLE 2 LOCATION OF AIRCRAFT INVENTORY AND PLANNED OPERATING ASSIGNMENTS

BY COMMAND AND UNIT

PAC UNIT	LOCATION	MODEL	INVENTORY STATUS	INVENTORY NO ON BOARD	PLANNED OPT'G. ASSIGNMENTS 31 MAR 1960	30 JUN 1960	30 SEP 1960	31 DEC 1960
CARRIER AIR GROUPS								
CVG 2								
VA 23	ABD MIDWAY	A4D 2N	A1			12	12	12
		FJ 4B	A1	12	12			
				12*	12	12	12	12
VF 24	ABD MIDWAY	F8U 2	A1			4	14	14
		F8U 1	A1	12	14	10		
				12*	14	14	14	14
VA 22	ABD MIDWAY	A4D 2N	A1			12	12	12
		FJ 4B	A1	10	12			
		FJ 4B	B7	2				
		FJ 4B	G6	2				
				14*	12	12	12	12
VF 21	ABD MIDWAY	F3H 2	A1	12	14	14	14	14
				12*	14	14	14	14
VA 25	ABD MIDWAY	AD 7	A1	12	12	12	12	12
				12*	12	12	12	12
VAH 8	ABD MIDWAY	A3D 2	A1	9	9	9	9	9
				9*	9	9	9	9
CVG 5								
CVG 5		F9F 8T	A6		2	2	2	2
				*	2	2	2	2
VF 51	MIRAMAR	F4D 1	A		14	12	12	12
		F4D 1	A1	12				
		F4D 1	D5	4				
		F4D 1	G6	1				
				17*	14	12	12	12
VA 52	MIRAMAR	AD 6	A1	11	12	12	12	12
				11*	12	12	12	12
VF 53	MIRAMAR	F3H 2	A1	14	14	14	14	14
		F3H 2	D5	1				
				15*	14	14	14	14
VA 55	MIRAMAR	A4D 2	A1	12	12	12	12	12
				12*	12	12	12	12
VA 56	MIRAMAR	A4D 2	A1	10	12	12	12	12
		A4D 2	B7	1				
		A4D 2	G6	2				
				13*	12	12	12	12
VAH 4	WHDBY ISLAND	A3D 2	A1	10	15	12	12	12
		A3D 2	D5	3				
				13*	15	12	12	12
CVG 9								
CVG 9		F9F 8T	A6		1	1	1	1
				*	1	1	1	1
VF 91	ALAMEDA	F8U 2	A1	14	14	14	14	14
				14*	14	14	14	14
VF 92	ALAMEDA	F3H 2	A1	13	14	14	14	14
		F3H 2	D5	1				
		F3H 2	Y	1				
				15*	14	14	14	14
VA 93	ALAMEDA	A4D 2	A1	12	12	12	12	6
		A4D 2N	A1					6
				12*	12	12	12	12
VA 94	ALAMEDA	A4D 2	A1	12	12	12	12	6
		A4D 2	B7	1				
		A4D 2N	A1					6
				13*	12	12	12	12
VA 95	ALAMEDA	AD 7	A1	13	12	12	12	12
		AD 5	A1		1			
				13*	13	12	12	12
VAH 6	WHDBY ISLAND	A3D 2	A1	11	9	9	9	9
		A3D 2	D5	1				
		A3D 2	G6	2				
				14*	9	9	9	9
CVG 11								
VF 111	MIRAMAR	F11F 1	A1	14	14	14	14	14
		F11F 1	D5	2				
				16*	14	14	14	14
VA 112	MIRAMAR	A4D 2	A1	10	12	12	12	12
		A4D 1	A1	1				
		A4D 1	D5	1				
		A4D 1	G6	1				
				13*	12	12	12	12
VA 113	MIRAMAR	A4D 2	A1	8	12	12	12	12
		A4D 2	D5	4				
				12*	12	12	12	12
VA 114	MIRAMAR	F3H 2	A1	10	14	14	14	14
		F3H 2N	A1	2				
				12*	14	14	14	14
VA 115	MIRAMAR	AD 7	A1	13	12	12	12	12
				13*	12	12	12	12
CVG 12								
VF 121	MIRAMAR	F11F 1	Y	1				
		F3H 2M	A4		6			
		F3H 2M	B7	5				
		F3H 2M	Y	2				
		F3H 2	A4	26	30	30	30	25
		F3H 2	B7	1				
		F3H 2	D5	6				
		F4H 1	A4					5
		F3D 2T2	A1		3	3	3	3
		F3D 2T2	A4	1				
		F9F 8T	A4	25	21	21	21	21
				67*	60	54	54	54
VA 122	NORTH ISLAND	AD 7	A1		7	7	7	7
		AD 7	A4	7				
		AD 6	A1		13	12	12	11
		AD 6	A4	17				
		AD 5	A1		2	2		
		AD 5	A4	2				
		T 28B	A4	10	10	10	10	10
				36*	32	31	29	28
VF 124	MOFFETT FLD	F8U 2	A4		2	4	12	12
		F8U 2	B7	2				
		F8U 1	A4	20	26	26	26	20
		F8U 1	B7	4				
		F8U 1	G5	3				
		F8U 1	G6	2				
		F8U 1E	A4	7				
		F8U 1E	B7	1				
		F8U 1E	D5	2				
		F8U 2N	A4					3
		F9F 8T	A4	30	26	26	26	26
				70*	54	56	64	61
VA 125	MOFFETT FLD	A4D 2	A4					6
		A4D 2	B7	1				
		A4D 2N	A4		2	2	10	15
		A4D 1	A1		28	26	18	
		A4D 1	A4	18				
		A4D 1	D5	5				
		A4D 1	G6	3				
				27*	30	28	28	21
VA 126	MIRAMAR	FJ 4	A1		20	10		
		FJ 4	B7	17				
		FJ 4	D5	2				
		FJ 4	G6	2				
		A4D 2	A4					6
		A4D 2N	A4		2	8	10	15
		A4D 1	A4	11	15	7	5	
		A4D 1	D5	1				
		FJ 4B	A4	12	15	15	10	5
				45*	52	40	25	26
VAH 123	WHDBY ISLAND	A3D 2P	A4	2				
		A3D 2T	A4	1				
		A3D 2T	A5		2	4	4	4
		A3D 2	D5	2				
		A3D 1	A4	9				
		A3D 1	A5		10	10	10	10
		A3D 1	G6	1				
		P2V 3B	A5	2	3			
		F9F 8T	A4	4	4	4	4	4
				21*	19	18	18	18

[redacted]

DECLASSIFIED

TOTAL PROGRAM & NON-PROGRAM AIRCRAFT

TABLE 2 LOCATION OF AIRCRAFT INVENTORY AND PLANNED OPERATING ASSIGNMENTS

BY COMMAND AND UNIT

PAC UNIT	LOCATION	MODEL	INVENTORY STATUS	INVENTORY NO. ON BOARD	PLANNED OPT'G. ASSIGNMENTS 31 MAR 1960	30 JUN 1960	30 SEP 1960	31 DEC 1960
CVG 14								
VF 141	MIRAMAR	F3H 2	A1	13	14	14	14	14
				13*	14	14	14	14
VF 142	MIRAMAR	F8U 2	A1	14	14	14	14	14
				14*	14	14	14	14
VA 144	MIRAMAR	FJ 4B	A1	12	12	12	12	12
		FJ 4B	D5	2				
		FJ 4B	G6	1				
				15*	12	12	12	12
VA 145	MIRAMAR	AD 6	A1	11	12	12	12	12
				11*	12	12	12	12
VA 146	ABD RANGER	FJ 4B	A1	11	12	12	12	12
		FJ 4B	D5	4				
				15*	12	12	12	12
CVG 15								
VF 151	ABD HANCOCK	F3H 2	A1	9	14	14	14	14
				9*	14	14	14	14
VA 152	ABD HANCOCK	AD 6	A1	13	12	12	12	12
				13*	12	12	12	12
VA 153	ABD HANCOCK	A4D 2	A1	12	12	12	12	12
				12*	12	12	12	12
VF 154	ABD HANCOCK	F8U 1	A1		14	14	14	14
		F8U 1E	A1	11				
				11*	14	14	14	14
VA 155	ABD HANCOCK	A4D 2	A1	12	12	12	12	12
				12*	12	12	12	12
VAH 4 D	ABD HANCOCK	A3D 2	A1	3				
				3*				
VAH 2	WHDBY ISLAND	A3D 2	A1	6	7	9	9	9
		A3D 2	D5	2				
				8*	7	9	9	9
CVG 19								
CVG 19		F9F 8T	A6		2	2	2	2
				*	2	2	2	2
VF 191	ABD RICHARD	F8U 1	A1				14	14
		F11F 1	A1	11	14	14		
				11*	14	14	14	14
VA 192	ABD RICHARD	A4D 2	A1	12	12	12	12	12
				12*	12	12	12	12
VF 193	ABD RICHARD	F3H 2	A1	12	14	14	14	14
				12*	14	14	14	14
VA 195	ABD RICHARD	A4D 2	A1	11	12	12	12	12
				11*	12	12	12	12
VA 196	ABD RICHARD	AD 6	A1	10	12	12	12	12
				10*	12	12	12	12
VAH 4 E	ABD RICHARD	A3D 2	A1	2				
				2*				
VAH 7	ABD KITTYHWK	A3D 2	A1					5
				*				5
CVG 21								
VF 211	MOFFETT FLD	F8U 1	A1	8	14	14	14	14
		F11F 1	A1	2				
				10*	14	14	14	14
VA 212	ABD LEXINGTN	FJ 4B	A1	6	12	12	12	12
		FJ 4B	D5	5				
		FJ 4B	G7	1				
				12*	12	12	12	12
VF 213	MOFFETT FLD	F3H 2	A1	2	14	14	14	14
		F3H 2	D5	2				
				4*	14	14	14	14
VA 215	MOFFETT FLD	AD 6	A1	12	12	12	12	12
				12*	12	12	12	12
VA 216	MOFFETT FLD	FJ 4B	A1	11	12	12	12	12
		FJ 4B	D5	2				
				13*	12	12	12	12

PAC UNIT	LOCATION	MODEL	INVENTORY STATUS	INVENTORY NO ON BOARD	PLANNED OPT'G ASSIGNMENTS 31 MAR 1960	30 JUN 1960	30 SEP 1960	31 DEC 1960
COMPOSITE PHOTOGRAPHIC SQDNS								
VCP 61	AGANA	F8U 1P	A1	9	9	12	12	12
		F8U 1P	B7	2				
		A3D 2P	A1	5	6	6	6	6
		AJ 2P	A1	5	5	2		
		TV 2	A4	1				
		F9F 8T	A4	1	1	1	1	1
		SNB 5P	A4	1	1	1	1	1
				24*	22	22	20	20
VCP 63	MIRAMAR	F8U 1P	A1	20	23	20	20	20
		F8U 1P	B7	1				
		A3D 2P	A1	2	1	4	4	4
		F9F 8T	A4	3	3	3	3	3
		SNB 5P	A4	1	1	1		
				27*	28	28	27	27
DET M	MIRAMAR	F8U 1P	A1	3				
				3*				
AIR EARLY WARNING SQDNS								
VAW 11	NORTH ISLAND	AD 5	A1	1	1	1		
		AD 5Q	A1	13	10	8	8	8
		TF 1Q	A1	1	2	2	2	2
		TF 1Q	D5	1				
		WF 2	A1	2	6	13	15	16
		AD 5W	A1	16	32	30	24	21
		S2F 2	A1	1				
		S2F 1	A1	1				
				36*	51	54	49	47
DET M	NORTH ISLAND	AD 5Q	A1	3				
		AD 5W	A1	3				
				6*				
DET T	NORTH ISLAND	AD 5W	A1	4				
				4*				
VAW 13	AGANA	AD 5Q	A1	2	6	8	8	8
		WF 2	A1				3	3
		AD 5W	A1	4	9	9	9	9
		AD 5W	HQ	1				
				7*	15	17	20	20
DET A	ABD KEARSAGE	AD 5W	A1	3				
				3*				
INTERCEPTOR SQDN								
VFAW 3	NORTH ISLAND	F3D 2	A4	1				
		F3D 2T2	A1	2				
		F4D 1	A1	22	25	25	25	25
		F4D 1	B7	5				
		F4D 1	D5	4				
		SNB 5	A8	1	1			
				35*	26	25	25	25
GUIDED MISSLE SERVICE SQDN								
GMSRON 1	BARBERS PNT	FJ 3D	A1	7	8	8	8	8
		F9F 5KD	A1	5	2	2	2	2
		TV 2D	A2	4	3	3	3	3
				16*	13	13	13	13
DET S	NAHA	F9F 5KD	A1	2	2	2	2	1
				2*	2	2	2	1
DET Z	POINT MUGU	FJ 4	A1	1	1	1	1	1
		FJ 3D	A1	5	4	4	4	4
		F9F 5KD	A1	2	2	2	2	2
		TV 2D	A2	4	3	3	3	3
				12*	10	10	10	10

DECLASSIFIED

TOTAL PROGRAM & NON-PROGRAM AIRCRAFT

[redacted]

TABLE 2 LOCATION OF AIRCRAFT INVENTORY AND PLANNED OPERATING ASSIGNMENTS

BY COMMAND AND UNIT

PAC UNIT	LOCATION	MODEL	INVENTORY STATUS	INVENTORY NO. ON BOARD	PLANNED OPT'G. ASSIGNMENTS 31 MAR 1960	30 JUN 1960	30 SEP 1960	31 DEC 1960
ELECTRONIC COUNTER MEASURE SQDNS								
VQ 1	IWAKUNI	A3D 2Q	A1		2	7	8	8
		A3D 1Q	A1	1	1	1	1	1
		P4M 1Q	A1	4	4			
		P2V 5F	A1	2	2	2	2	
		WV 2Q	A1		1	3	3	3
		TV 2	A4	2				
		F9F 8T	A6		1	1	1	1
				9*	11	14	15	13
CARRIER ANTI SUBMARINE SQDNS								
VS 21	ABD KEARSRGE	S2F 3	A1				1	2
		S2F 2	A1	4	4	2	1	
		S2F 1	A1	16	16	16	16	16
		S2F 1	B7	2				
				22*	20	18	18	18
VS 23	LOS ALAMITOS	S2F 1	A1	20	18	18	18	18
		S2F 1	B7	2				
				22*	18	18	18	18
VS 37	LOS ALAMITOS	S2F 2	A1	4	4	4	4	4
		S2F 2	B	1				
		S2F 1	A1	16	18	18	18	18
		S2F 1	B7	2				
				23*	22	22	22	22
VS 38	NORTH ISLAND	S2F 2	A1	2	4	4	4	4
		S2F 2	B	1				
		S2F 2	B7	1				
		S2F 1	A1	18	18	18	18	18
		S2F 1	B7	1				
		S2F 1	G9	1				
		S2F 1	HO	1				
				25*	22	22	22	22
HELICOPTER ANTI SUBMARINE SQDNS								
HS 2	REAM FLD	SNB 5	A4	1	1	1		
		HSS 1	AJ	1				
		HSS 1	A1	16	14	14	14	15
				18*	15	15	14	15
HS 4	REAM FLD	HSS 2	A1				1	3
		HSS 1N	A1	13	14	14	14	12
				13*	14	14	15	15
HS 6	ABD KEARSRGE	HSS 1	A1	12	12	10	10	3
		HSS 1N	A1	3			4	12
				15*	12	10	14	15
HS 8	REAM FLD	SNB 5	A4		1	1		
		HSS 1	A1	11	14	14	10	10
		HSS 1N	A1				2	5
				11*	15	15	12	15
PATROL SQDNS LAND PLANE								
VP 1	IWAKUNI	P2V 7	A1	12	12	12	12	12
				12*	12	12	12	12
VP 2	KODIAK	P2V 7	A1	12	12	12	12	12
				12*	12	12	12	12
VP 4	NAHA	P2V 5F	A1	12	12	12	12	12
		P2V 5F	D5	1				
		P2V 5F	H9	1				
				14*	12	12	12	12
VP 6	BARBERS PNT	P2V 5F	A1	12	12	12	12	12
				12*	12	12	12	12
VP 9	ALAMEDA	P2V 7	A1	12	12	12	12	12
				12*	12	12	12	12
VP 17	WHDBY ISLAND	P2V 7	A1	2	2	9	12	12
		P2V 5F	A1	10	10	3		
				12*	12	12	12	12
VP 19	ALAMEDA	P2V 7	A1	13	12	12	12	12
				13*	12	12	12	12
VP 22	BARBERS PNT	P2V 5F	A1	10	12	12	12	12
				10*	12	12	12	12
VP 28	BARBERS PNT	P2V 5F	A1	12	12	12	12	12
				12*	12	12	12	12

PAC UNIT	LOCATION	MODEL	INVENTORY STATUS	INVENTORY NO. ON BOARD	PLANNED OPT'G. ASSIGNMENTS 31 MAR 1960	30 JUN 1960	30 SEP 1960	31 DEC 1960
PATROL SQDNS SEA PLANE								
VP 40	SANGLEY PNT	P5M 1	A1	10	12	12	12	10
		P5M 1	G6	2				
				12*	12	12	12	10
VP 42	NORTH ISLAND	P5M 2	A1				8	10
		P5M 1	A1	12	12	10	2	
				12*	12	10	10	10
VP 46	NORTH ISLAND	P5M 1	A1	12	12	10	10	10
				12*	12	10	10	10
VP 47	ALAMEDA	P5M 2	A1	12	12	12	10	10
				12*	12	12	10	10
VP 48	NORTH ISLAND	P5M 2	A1	12	12	10	10	10
		P5M 2	G6	1				
				13*	12	10	10	10
VP 50	WHDBY ISLAND	P5M 2	A1	11	12	10	10	10
		P5M 2	EJ	1				
				12*	12	10	10	10
FLEET AIR EARLY WARNING SQDNS								
VW 1	AGANA	WV 2	A2	8	9	9	9	9
		WV 2	D9	1				
		R7V 1	A5	1				
				10*	9	9	9	9
VW 3	AGANA	WV 2	A1		9	9	9	
		WV 2	A2	9				
				9*	9	9	9	
BARRIER SQUADRONS DISTANT WARNING								
AIRBARSRON 2	BARBERS PNT	WV 2	A2	30	25	25	25	25
		WV 2	D9	4				
		R7V 1	A5	3	5	5	5	5
		R7V 1	D9	2				
		SNB 5	A5	2	1	1		
				41*	31	31	30	30
HELICOPTER RECONNAISSANCE SAR SQDNS								
HU 1	REAM FLD	SNB 5	A4	1	1			
		HO4S 3	A2	1	1	1	1	1
		HRS 3	A2	2	6	4	2	2
		HU2K 1	A2				1	1
		HUS 1A	A2	2	2			
		HUL 1	A2	4	6	6	7	7
		HUP 3	A2			2	6	13
		HUP 2	A2	17	32	31	24	18
		HTL 7	AK	1				
		HTL 7	A2	4				
		HTL 7	A4		4	5	6	6
				32*	52	49	47	48
DET 1	OPPAMA	HUP 2	A2	12	2	2	2	2
				12*	2	2	2	2
FLEET TACTICAL SUPPORT SQDNS								
VR 21	BARBERS PNT	R6D 1	A2	9	12	12	12	12
		R6D 1Z	A2	2	2	2	2	2
		R5D 2Z	A2		1	1	1	1
				11*	15	15	15	15
DET	NORTH ISLAND	R5D 5Z	A2	1	1	1	1	1
		R5D 2Z	A2	1				
		R4Y 1	A2	3	3	3	3	3
		TF 1	A2	4	4	4	4	4
				9*	8	8	8	8
DET	ATSUGI	R5D 2Z	A2	1	1	1	1	1
		TF 1	A2	7	7	7	7	7
		TF 1	D5	1				
				9*	8	8	8	8

[redacted]

DECLASSIFIED

[redacted]

TOTAL PROGRAM & NON-PROGRAM AIRCRAFT

TABLE 2 LOCATION OF AIRCRAFT INVENTORY AND PLANNED OPERATING ASSIGNMENTS

BY COMMAND AND UNIT

PAC UNIT	LOCATION	MODEL	INVENTORY STATUS	INVENTORY NO ON BOARD	PLANNED OPT'G. ASSIGNMENTS 31 MAR 1960	30 JUN 1960	30 SEP 1960	31 DEC 1960
MARINE HEADQUARTERS SQDNS								
MARS 17	IWAKUNI	A4D 1	G5	3				
		R5D 2 3	A2		2	2	2	2
		R5D 3	A2	2				
		R4D 8	A2	4	3	3	3	3
		TV 2	A4	3				
		F9F 8T	A6		3	3	3	3
		SNB 5	A4	3				
		HOK 1	A1		2	2	2	2
		HUK 1	A2	2	2	2	2	2
				17*	12	12	12	12
H&MS 11	ATSUGI	F8U 1	B7	2				
		F8U 1	G6	1				
		F4D 1	D5	2				
		F4D 1	G6	3				
		R4D 8	A2	1	1	1	1	1
		TV 2	A2		2	2		
		TV 2	A4	2				
		F9F 8T	A2		3	3	3	3
		F9F 8T	A4	2				
				13*	6	6	4	4
H&MS 12	IWAKUNI	A4D 2	B7	4				
		R4D 8	A2	1	1	1	1	1
		TV 2	A2		2			
		TV 2	A4	3				
		F9F 8T	A2		3	3	3	3
				8*	6	4	4	4
H&MS 13	KANEOHE	F8U 1	B7	1				
		FJ 4	B7	4				
		AD 5	A1	1				
		R5D 4R	A2	1				
		R4D 5 6	A2		1	1	1	1
		R4D 6	A8	1				
		F9F 8T	A2		3	3	3	3
		F9F 8T	A4	3				
				11*	4	4	4	4
H&MS 15	EL TORO	F4D 1	B7	1				
		A4D 2	B7	1				
		A4D 2	D5	1				
		R4D 5 6	A2		1	1	1	1
		R4D 5	A2	1				
		F9F 8T	A2	3	3	3	3	3
				7*	4	4	4	4
H&MS 16	OPPAMA	HOK 1	A1	2				
		HUS 1	A1	1				
		HUS 1A	AK	2				
		HUS 1A	A2	1				
				6*				
MARS 37	EL TORO	R5D 5	A2	1				
		R5D 4R	A2		1	1	1	1
		R4D 8	A2	2	4	4	4	4
		R4D 5 6	A2		1	1	1	1
		R4D 6	A2	1				
		R4D 5	A2	1				
		TV 2	A6	6	3	3	3	3
		F9F 8T	A6	2	4	4	4	4
		SNB 5	A6	1	1	1		
				14*	14	14	13	13
H&MS 33	EL TORO	F8U 1P	B7	3				
		R4D 5 6	A2		1	1	1	1
		R4D 6	A2	1				
		F9F 8T	A2	3	3	3	3	3
				7*	4	4	4	4

PAC UNIT	LOCATION	MODEL	INVENTORY STATUS	INVENTORY NO. ON BOARD	PLANNED OPT'G. ASSIGNMENTS 31 MAR 1960	30 JUN 1960	30 SEP 1960	31 DEC 1960
MARINE FIGHTER SQDNS-								
VMF 232	KANEOHE	F8U 1	A1		20	20	20	20
		F8U 1E	A1	19				
				19*	20	20	20	20
VMF 251	ATSUGI	F8U 1	A1		20	20	20	20
		F8U 1E	A1	20				
				20*	20	20	20	20
VMF 323	EL TORO	F8U 1	A1	18	20	20	20	20
		F8U 1	B7	4				
		F8U 1	G5	1				
		F8U 1	G6	1				
				24*	20	20	20	20
VMF 334	EL TORO	F8U 1	A1	18	20	20	20	20
		F8U 1	G5	2				
		F8U 1E	D5	1				
				21*	20	20	20	20
VMF 451	EL TORO	F8U 2	A1	19	8	20	20	20
				19*	8	20	20	20
MARINE ALL WEATHER FIGHTER SQDNS								
VMFAW 314	ATSUGI	F4D 1	A1	18	20	20	20	20
		F4D 1	B7	1				
		F4D 1	D5	2				
				21*	20	20	20	20
VMFAW 513	EL TORO	F4D 1	A1	19	20	20	20	20
		F4D 1	D5	1				
				20*	20	20	20	20
VMFAW 531	ATSUGI	F4D 1	A1	20	20	20	20	20
				20*	20	20	20	20
VMFAW 542	ATSUGI	F4D 1	A1	20	20	20	20	20
				20*	20	20	20	20
MARINE ATTACK SQDNS								
VMA 121	EL TORO	A4D 2	A1	20	20	20	20	20
				20*	20	20	20	20
VMA 211	IWAKUNI	A4D 2N	A1			2	20	20
		A4D 1	A1	20	20	15		
				20*	20	17	20	20
VMA 212	KANEOHE	FJ 4B	A1	17	20	20	20	20
		FJ 4B	D5	5				
				22*	20	20	20	20
VMA 214	KANEOHE	FJ 4B	A1	15	20	20	20	20
		FJ 4B	D5	5				
				20*	20	20	20	20
VMA 223	EL TORO	FJ 4	B7	3				
		FJ 4	HO	1				
		FJ 4B	A1	18	20	20	20	20
		FJ 4B	D5	1				
		FJ 4B	HO	1				
				24*	20	20	20	20
VMA 311	EL TORO	A4D 2	A1	18	20	20	20	20
		A4D 2	D5	2				
				20*	20	20	20	20
VMA 332	IWAKUNI	A4D 2	A1	20	20	20	20	20
				20*	20	20	20	20
MARINE COMPOSITE PHOTOGRAPHIC SQDNS								
VMCJ 1	IWAKUNI	F8U 1P	A1	5	6	6	6	6
		F8U 1P	B7	1				
		F8U 1P	G6	1				
		F3D 2Q	A1	8	9	9	9	9
		F3D 2Q	HO	1				
				16*	15	15	15	15
VMCJ 3	EL TORO	F8U 1P	A1	12	12	12	12	12
		F3D 2Q	A1	9	7	5	5	5
				21*	19	17	17	17

[redacted]

DECLASSIFIED

TOTAL PROGRAM & NON-PROGRAM AIRCRAFT

[redacted]

TABLE 2 LOCATION OF AIRCRAFT INVENTORY AND PLANNED OPERATING ASSIGNMENTS

BY COMMAND AND UNIT

PAC UNIT	LOCATION	MODEL	INVENTORY STATUS	INVENTORY NO ON BOARD	PLANNED OPT'G. ASSIGNMENTS 31 MAR 1960	30 JUN 1960	30 SEP 1960	31 DEC 1960
MARINE TRANSPORT SQDNS								
VMR 253	IWAKUNI	R5D 2 3	A2		10	10	10	10
		R5D 3	A2	4				
		R5D 3	D3	2				
		R5D 2	A2	4				
		R4Q 2	A1		8	8	8	8
		R4Q 2	A2	8				
		R4Q 2	D3	2				
				20*	18	18	18	18
VMR 352	EL TORO	R5D 2 3	A2		14	12	12	12
		R5D 5	A2		2	5	5	5
		R5D 3	A2	12				
		R5D 2	A2	4				
		R5D 2	G6	1				
		R4Q 2	A2	5	5	5	5	5
		GV 1	A2					1
				22*	21	22	22	23
MARINE HELICOPTER TRANSPORT SQDNS								
HMRL 161	KANEOHE	OE 1	A2	3				
		HRS 3	A1		18	20	24	
		HRS 3	A2	12				
		HUS 1	A1				2	6
				15*	18	20	26	6
HMRL 163	SANTA ANA	HUS 1	A1	23	20	22	24	25
				23*	20	22	24	25
HMRL 261	FUTEMA	HUS 1	AJ	1				
		HUS 1	A1	17	24	24	24	25
		HUS 1	HO	1				
				19*	24	24	24	25
HMRL 361	SANTA ANA	HUS 1	A1	23	20	22	24	25
		HUS 1A	A1	1				
				24*	20	22	24	25
HMRL 362	SUKIRON	HUS 1	AJ	1				
		HUS 1	A1	19	24	24	24	25
				20*	24	24	24	25
HMRC 363	EL TORO	HOK 1	A1	12	12	12	12	12
		HRS 3	AJ	1				
		HRS 3	A1	11	12	12	12	12
				24*	24	24	24	24
HMRM 462	SANTA ANA	HR2S 1	AJ	1				
		HR2S 1	A1	16	17	17	17	14
		HR2S 1	G6	1				
				18*	17	17	17	14
MARINE OBSERVATION SQDNS								
VMO 2	SUKIRON	OE 1	A1		12	12	12	12
		OE 1	A2	10				
		SNB 5	A6	2	1	1		
		HOK 1	AK	3				
		HOK 1	A1		12	12	12	12
		HOK 1	A2	5				
				20*	25	25	24	24
VMO 6	CAMP PENDLET	OE 2	AJ	2				
		OE 2	A1	10	12	12	12	12
				12*	12	12	12	12
OPERATIONAL TEST AND EVALUATION FORCE								
VX 4	POINT MUGU	F8U 2N	A4					2
		F3H 2	A9	3	3	3	3	3
		F4H 1	A9				2	3
		F3D 2T2	A1		1	1	1	1
		F3D 2T2	A9	1				
		F4D 1	A1		3	3	3	3
		F4D 1	A9	2				
		F4D 1	B7	1				
		A4D 2	A9	2	1	1	1	1
		A4D 1	A9	1	1	1	1	
		F9F 8T	A6	1	1	1	1	1
		SNB 5	A6	1	1			
		F9F 6K	A8	9				
		F9F 6K	A9	3				
				24*	11	10	12	14
VX 5	CHINA LAKE	A4D 2	A9	5	2	2	2	2
		A4D 2N	A9	2	4	4	4	4
		FJ 4B	A9	1	2	2	2	2
		FJ 4B	D5	1				
		A3J 1	A9			1	1	1
		A3D 2	A9	1	1	1	1	1
		F9F 8T	A6	1	1	1	1	1
		SNB 5	A6	1	1			

PAC UNIT	LOCATION	MODEL	INVENTORY STATUS	INVENTORY NO ON BOARD	PLANNED OPT'G. ASSIGNMENTS 31 MAR 1960	30 JUN 1960	30 SEP 1960	31 DEC 1960
FLEET AIRCRAFT SERVICE SQDNS								
FASRON 4	NORTH ISLAND	F3H 2	D5	2				
		F4D 1	G5	1				
		AD 6	Y	6				
		AD 5	A6	1	1	1		
		R4D 8	A2	1	1	1	1	1
		TF 1	A2	4				
		TV 2	A6	3	3	3	3	
		F9F 8T	A6	3				
		SNB 5	A6	8	4	4	4	4
		SNB 5P	A6	1				
				30*	9	9	8	5
DET A	LOS ALAMITOS	SNB 5	A6	2	1	1	1	1
				2*	1	1	1	1
FASRON 10	MOFFETT FLD	TV 2	A6		2			
				*	2			
FASRON 11	ATSUGI	TV 2	A6		5			
		F9F 8T	A6		5			
		SNB 5	A6		6			
				*	16			
FASRON 12	MIRAMAR	F11F 1	D5	1				
		F3H 2	B	1				
		AD 5	A6	1	1	1		
		TF 1	A6	1				
		TV 2	A6	1	3	3		
		F9F 8T	A6	3				
				8*	4	4		
FASRON 110	NORTH ISLAND	P5M 1	B	3				
		P5M 1	H6	1				
		SNB 5	A6	2	2	2	2	2
				6*	2	2	2	2
FASRON 114	KODIAK	UF 2	A2	1	1	1	1	
				1*	1	1	1	
FASRON 117	BARBERS PNT	FJ 4	C9	6				
		TF 1	A2	1				
		UF 1	EJ	1				
		JD 1	C9	1				
		JD 1	F6	1				
		F9F 8T	A6	3	3	3	3	
		SNB 5	A6	5	5	5	5	5
		HRS 3	C9	1				
		HRS 3	F6	1				
				20*	8	8	8	5
FASRON 118	NAHA	UF 1	A2		1			
		SNB 5	A6		3			
				*	4			
FASRON 120	IWAKUNI	UF 1	A2		1			
		SNB 5	A6		2			
				*	3			

[redacted]

DECLASSIFIED

TOTAL PROGRAM & NON-PROGRAM AIRCRAFT

TABLE 2 **LOCATION OF AIRCRAFT INVENTORY AND PLANNED OPERATING ASSIGNMENTS**

BY COMMAND AND UNIT

PAC UNIT	LOCATION	MODEL	INVENTORY STATUS	INVENTORY NO ON BOARD	PLANNED OPT'G. ASSIGNMENTS 31 MAR 1960	30 JUN 1960	30 SEP 1960	31 DEC 1960
FLEET UTILITY AND DRONE CONTROL SQDNS								
VU 1	BARBERS PNT	F9F 6D	A8	2				
		FJ 3D2	A8	2	2	2	2	2
		AD 5	A2		6	6	6	6
		AD 5	A8	6				
		F9F 8T	A4		1	1	1	1
		F9F 8T	A8	1				
		SNB 5P	A8	1	1	1	1	1
		HUK 1	A8	1	1	1	1	1
		HUP 2	A8	1	1	1	1	1
		F6F 5K	A8	4				
				18*	12	12	12	12
VU 3	BROWN FIELD	FJ 3D2	A8	6	6	6	6	7
		P2V 5FD	A8	1	1	1	1	1
		JD 1D	A8	3	3	3	3	3
		F9F 8T	A8	2				
		SNB 5	A8	1	1	1	1	1
		T 28BD	A8	2	2	2	2	2
				15*	13	13	13	14
VU 5	ATSUGI	FJ 4	A8	4	5	5	5	5
		FJ 3D2	A8	4	4	4	4	5
		P2V 5FD	A8	1	1	1	1	1
		JD 1	A8	3	4	4	4	4
		SNB 5P	A8	2	2	2	2	2
		HUS 1A	A8	1				
				15*	16	16	16	17
DET A	CUBI PNT	AD 5	A2		3	3	3	3
		AD 5	A8	1				
		JD 1	A8	2				
				3*	3	3	3	3
VU 7	BROWN FIELD	FJ 4	A8	12	12	12	12	12
		FJ 4	B7	6				
		FJ 4	D5	1				
		R4D 5 6	A8		1	1	1	1
		R4D 5	A8	1				
		JD 1	A8	11	10	10	10	10
		SNB 5P	A8	2	1			
				33*	24	23	23	23
AIRCRAFT FERRY SQUADRONS								
VRF 32	NORTH ISLAND	R4D 8	A2	1	1	1	1	1
		R4D 5 6	A2		1	1	1	1
		R4D 6	A2	1				
		SNB 5	A2	1	1	1	1	1
				3*	3	3	3	3
FLEET AIR GUNNERY SCHOOL								
FL AIR GUN SCH	YUMA	F8U 1	A4	2	8			
		F8U 1E	D5	1				
		FJ 4	A4		4			
		F4D 1	A4		8			
		A4D 2	D5	1				
		AD 5	A2	1	1			
		SNB 5	A4	1	1			
				6*	22			
FLEET BASES OVERSEAS								
NAS	AGANA	A3D 2	HO	1				
		R5D 2 3	A2		1	1	1	1
		R5D 3	A2	1				
		UF 2	A2	1	2	2	3	3
		UF 1	A2	1	1	1		
		UF 1	HO	1				
		SNB 5	A6	1	1	1	1	1
		HUK 1	A2	2	2	2	2	2
				8*	7	7	7	7
NAS	ATSUGI	FJ 4	A	1				
		FJ 4	D5	15				
		FJ 4	G5	5				
		A4D 2	A	1				
		FJ 4B	B	2				
		FJ 4B	G9	1				
		R4D 8	A2	1	1	1	1	1
		TV 2	A6	2	2	5	5	5
		F9F 8T	A6			5	5	5
		SNB 5	A6	7	1	7	7	7
		SNB 5	B	1				
		HUP 2	A2	2	2	2	2	2
				38*	6	20	20	20
NAS CUBI PNT	CUBI PNT	F8U 1E	G6	2				
		F11F 1	G6	2				
		F3H 2	B	2				
		F3H 2	G6	1				
		A4D 2	G6	2				
		AD 6	A6	1				
		AD 6	B	3				
		AD 5W	B	1				
		UF 2	A2	1	1	1	1	1
		TV 2	A6	2	2			
		F9F 8T	A6		2	2	2	2
		SNB 5	A6	4	3	3	3	3
		HUK 1	A2	2	2	2	2	2
				23*	10	8	8	8
NAF	NAHA	UF 1	A2	2	1	2	2	2
		SNB 5	A6	3		3	3	3
				5*	1	5	5	5
NAF	OPPAMA	FJ 4	C9	5				
		FJ 4	Y	1				
		F3H 2	D5	1				
		F3H 2	G6	1				
		F4D 1	G6	2				
		A4D 2	G6	1				
		A4D 1	G6	1				
		FJ 4B	G6	1				
		OE 1	C	1				
		OE 1	D1	2				
		UF 1	A2	3	3	3	3	3
		UF 1	D1	1				
		JD 1	C9	1				
		TV 2	C9	3				
		TV 2	F6	1				
		SNB 5	C	1				
		SNB 5	D1	2				
		HOK 1	C	1				
		HOK 1	DA	1				
		HOK 1	D1	2				
		HUS 1	DA	1				
		HUS 1	D1	6				
		HUK 1	D1	1				
		HUP 2	B	1				
		HUP 2	D1	6				
				47*	3	3	3	3
NAVSTA	SANGLEY PNT	R5D 2 3	A2		1	1	1	1
		R5D 2	A8	1				
		R4D 5 6	A2		2	2	2	2
		R4D 6	A8	1				
		UF 1	A2	1	1	1	1	1
		SNB 5	A6	2	2	2	2	2
		HUK 1	AK	1				
		HUK 1	A2		1	1	1	1
				6*	7	7	7	7
COMTAIWANDEF	TAIWAN	R4D 8Z	A2	1	1	1	1	1
				1*	1	1	1	1
COMNAVFORJAPAN	YOKOSUKA	R4D 8	A2	1	1	1	1	1
				1*	1	1	1	1
FL AIR DET	IWAKUNI	UF 2	A2					1
		UF 1	A2			1	1	
		SNB 5	A6			2	2	2
				*		3	3	3

[redacted]

DECLASSIFIED

TOTAL PROGRAM & NON-PROGRAM AIRCRAFT

[redacted]

TABLE 2 LOCATION OF AIRCRAFT INVENTORY AND PLANNED OPERATING ASSIGNMENTS

BY COMMAND AND UNIT

PAC UNIT	LOCATION	MODEL	INVENTORY STATUS	INVENTORY NO. ON BOARD	PLANNED OPT'G ASSIGNMENTS 31 MAR 1960	30 JUN 1960	30 SEP 1960	31 DEC 1960
NAVAL BASES AND NAVAL AIR STATIONS								
NAS ALAMEDA	ALAMEDA	F8U 1	C9	1				
		F8U 1	G5	1				
		F8U 1	G6	1				
		F11F 1	G6	1				
		F8U 1P	C9	1				
		F9F 8P	A	1				
		F9F 8P	B	1				
		F9F 8P	Y	1				
		FJ 4B	D5	1				
		AD 5N	A	1				
		P2V 5F	A	2				
		P2V 5F	B	3				
		F9F 8T	C9	15				
		HRS 3	C9	2				
				32*				
NAS NORTH ISL	NORTH ISLAND	F8U 1E	G6	1				
		F3H 2	B	3				
		F3H 2	G6	1				
		F4D 1	B	1				
		F4D 1	D5	2				
		F4D 1	E5	7				
				15*				
NAS MOFFETT	MOFFETT FLD	F8U 1E	B	2				
		F11F 1	G6	3				
		F3H 2	D5	2				
		F3H 2	G6	6				
				13*				
FOURTEENTH NAVAL DISTRICT								
NAVSTA 14 ND	KWAJALEIN	UF 2	A2		1	3	4	4
		UF 1	A2	4	3	1		
				4*	4	4	4	4
NAS 14 NAVDST	BARBERS PNT	R5D 2 3	A2		1	1	1	1
		R5D 3	A2	1				
		R4D 8	A2	1	1	1	1	1
		SNB 5	A6	2	2	2	2	2
		HUK 1	A2	2	2	2	2	2
				6*	6	6	6	6
NAVSTA 14 ND	MIDWAY	UF 2	A2	2	3	3	3	3
		UF 1	A2	1				
				3*	3	3	3	3
NAS 14 NAVDST	PEARL HARBOR	SNB 5	A6	1	1	1	1	1
				1*	1	1	1	1
SEVENTEENTH NAVAL DISTRICT								
NAVSTA 17 ND	ADAK	UF 2	A2	2	2	2	2	2
				2*	2	2	2	2
NAVSTA 17 ND	KODIAK	R5D 2 3	A2		2	2	2	2
		R5D 3	A8	2				
		R5D 3	G6	1				
				3*	2	2	2	2
CV AND AV UTILITY AIRCRAFT								
CVA 61 RANGER	ALAMEDA	TF 1	A2	1	1	1	1	1
				1*	1	1	1	1
LPH 5 PRINCETN	PT HUENEME	HRS 3	A2	1				
				1*				
LPH 6 THETIS B	LOS ANGELES	HRS 3	A6	1				
				1*				
CVA 31 RICHARD	ALAMEDA	TF 1	A2	1	1	1	1	1
				1*	1	1	1	1
CVS 33 KERSRGE	LONG BEACH	TF 1	A2	1	1	1	1	1
				1*	1	1	1	1
CVS 12 HORNET	BREMERTON	TF 1	A2	1	1	1	1	1
				1*	1	1	1	1
CVA 20 BENNING	SAN DIEGO	TF 1	A2	1	1	1	1	1
				1*	1	1	1	1
CVS 10 YORKTWN	BREMERTON	TF 1	A2	1	1	1	1	1
				1*	1	1	1	1
CVA 14 TCNDRGA	ALAMEDA	TF 1	A2	1	1	1	1	1
				1*	1	1	1	1
CVA 16 LEXIGTN	LOS ANGELES	TF 1	A2		1	1	1	1
		TF 1	D5	1				
				1*	1	1	1	1
CVA 19 HANCOCK	SAN DIEGO	TF 1	A2	1	1	1	1	1
				1*	1	1	1	1
CVA 34 ORISKNY	ALAMEDA	TF 1	A2	1	1	1	1	1
				1*	1	1	1	1
CVA 38 SHANGRL	SAN DIEGO	TF 1	A2	1	1	1	1	1
				1*	1	1	1	1
CVA 41 MIDWAY	ALAMEDA	TF 1	A2	1	1	1	1	1
				1*	1	1	1	1
MARINE AIR FMF & FORCE AVIATION HQTRS SQDN								
HHS AFMFPAC	EL TORO	R5D 4R	A2		1	1	1	1
		R5D 4R	A8	1				
		R4D 8	A2		1	1	1	1
		R4D 8	A6	1				
		R4Y 1	A2		1	1	1	1
		R4Y 1	A8	1				
		TV 2	A6	2	2	2	2	2
		F9F 8T	A6	2	2	2	2	2
		SNB 5	A6	2	1			
				9*	8	7	7	7
MARINE FLEET TRAINING SQDNS								
VMT 2	EL TORO	F9F 8T	A2		20	20	20	20
		F9F 8T	A4	23				
				23*	20	20	20	20
FLT BASES OVERSEAS USMC								
MCAS 14 ND	KANEOHE	R4D 5 6	A8		1	1	1	1
		R4D 6	A2	1				
		F9F 8T	A6	2	2	2	2	2
		SNB 5	A6	2	2	2	1	1
		HRS 3	A2	2	2	2	2	2
				7*	7	7	6	6
MCAF IWAKUNI	IWAKUNI	F3H 2	Y	1				
		UF 1	A2	1				
		SNB 5	A6	2				
		HUP 2	A2	1				
				5*				
NAVAL ATTACHES AND MISSIONS PAC								
ATT DJAKARTA	JAVA	R4D 5 6	A8			1	1	1
		UF 1	A8	1	1			
				1*	1	1	1	1
ATT MELBOURNE	AUSTRALIA	R4D 5 6	A8		1	1	1	1
		R4D 6	A8	1				
				1*	1	1	1	1
MAAG BANGKOK	THAILAND	SNB 5	A8	2	1	1	1	1
				2*	1	1	1	1
MAAG SAIGON	VIETNAM	R4D 5 6	A8		1	1	1	1
		R4D 5	A8	1				
				1*	1	1	1	1
MAAG TSO YING	TAIWAN	R4D 5 6	A8		1	1	1	1
		R4D 5	A8	1				
				1*	1	1	1	1
NAVSECMAAGTAIP	TAIWAN	TF 1	A8	1	1	1	1	1
				1*	1	1	1	1
PROGRAM OPERATING				2181	2322	2271	2259	2223
OPERATIONAL POOL				397				
TOTAL PROGRAM				2578				
NON PROGRAM (INCLUDING DRONES)				16				
TOTAL INVENTORY				2594				

[redacted]

[redacted]

DECLASSIFIED

TOTAL PROGRAM & NON-PROGRAM AIRCRAFT

TABLE 2 LOCATION OF AIRCRAFT INVENTORY AND PLANNED OPERATING ASSIGNMENTS

BY COMMAND AND UNIT

NABS UNIT	LOCATION	MODEL	INVENTORY STATUS	INVENTORY NO. ON BOARD	PLANNED OPT'G. ASSIGNMENTS 31 MAR 1960	30 JUN 1960	30 SEP 1960	31 DEC 1960
FIRST NAVAL DISTRICT								
NAS 1 NAV DST	QUONSET PNT	R4D 8	A8	1	1	1	1	1
		R4Y 1	A8	2	1	1	1	1
		TF 1	A2	2				
		TF 1	A8		2	2	2	2
		UF 2	A8	1	1	1	1	1
		T2V 1	A6	4	6	6	6	6
		TV 2	A6	3				
		JRB 6	A6	2	1			
		SNB 5	A6	12	10	11	11	11
		SNB 5P	A8	1	1	1	1	1
		HUP 2	A8	2	3	3	3	3
				30*	26	26	26	26
NAS 1 NAV DST	BRUNSWICK	R4D 5 6	A8		1	1	1	1
		R4D 5	A8	1				
		UF 1	A8	1	1	1	1	1
		SNB 5	A6	1	1	1	1	1
		HUP 2	A8	1	1	1	1	1
				4*	4	4	4	4
NADU	SO WEYMOUTH	R4D 8	A8	1				
		SNB 5	A8	1	1	1	1	1
				2*	1	1	1	1
THIRD NAVAL DISTRICT								
NTDC	PORT WASHNGT	SNB 5	A6	1				
		SNB 5	A8		1	1	1	1
				1*	1	1	1	1
FOURTH NAVAL DISTRICT								
NAS 4 NAV DST	JOHNSVILLE	R4D 6	A6	1	1	1	1	1
		SNB 5	A6	7	5	5	5	5
				8*	6	6	6	6
NAS 4 NAV DST	LAKEHURST	R4D 6	A8	1	1	1	1	1
		SNB 5	A6	2	2	2	2	2
				3*	3	3	3	3
FIFTH NAVAL DISTRICT								
NAS 5 NAV DST	NORFOLK	R5D 3	A8	1				
		R5D 4R	A8				1	1
		R4D 8	A8	2	2	2	2	2
		R4D 8Z	A8	1	1	1	1	1
		R4Y 1	A8				3	3
		TF 1	A8	1	6	6	6	6
		SNB 5	A6	5	5	5	5	5
		SNB 5P	A8	1	1	1	1	1
		T 28B	A8	6	6	6	6	6
				17*	21	21	25	25
NAS 5 NAV DST	OCEANA	R4D 8	A8	1	1	1	1	1
		R4D 5 6	A8		1	1	1	1
		R4D 5	A8	1				
		T2V 1	A6		7	7	8	8
		TV 2	A6	4				
		SNB 5	A8	7	4	4	4	4
		HUP 2	A8	1	2	2	2	2
				14*	15	15	16	16
SIXTH NAVAL DISTRICT								
NAS 6 NAV DST	JACKSONVILLE	R4D 8	A8	1	1	1	1	1
		R4D 5 6	A8		3	3	3	3
		R4D 6	A8	1				
		R4D 5	A8	1				
		R4Y 1	A8	1	1	1	1	1
		TF 1	A8	4	3	3	3	3
		UF 1	A8	1	1	1	1	1
		TV 2	A6	6	5	5	5	5
		SNB 5	A6	8	6	6	6	6
		HOK 1	A8	1	1	1	1	1
		HUP 2	A8	1	1	1	1	2
				25*	22	22	22	23
NAS 6 NAV DST	KEY WEST	AD 5	A6	1	1	1	1	1
		R5D 2 3	A8		1	1	1	1
		R5D 3	A8	1				
		R4D 5 6	A8		1	1	1	1
		UF 1	A8	1	1	1	1	1
		TV 2	A6	2	2	2	2	2
		JRB 6	A6	1	1			
		SNB 5	A6	1		1	1	1
		HUP 2	A2	1				
		HUP 2	A8		1	1	1	1
				8*	8	8	8	8
NAVSTA	MAYPORT	AD 4B	A6	1				
		TV 2	A6	1	1	1	1	1
		SNB 5	A6	1	1	1	1	1
		HUP 2	A8	2	1	1	1	1
				5*	3	3	3	3
NAAS 6 NAV DST	SANFORD	A3D 2	HO	1				
		R4D 5 6	A8		2	2	2	2
		R4D 5	A8	1				
		TV 2	A6	1	1	1	1	1
		SNB 5	A6			2	2	2
		SNB 5	A8	1				
		HUP 2	A8	1	1	1	1	1
				5*	4	6	6	6
NAS 6 NAV DST	CECIL FIELD	R4D 5 6	A6		1	1	1	1
		T2V 1	A6		3	5	5	5
		TV 2	A6	4	2			
		SNB 5	A6	2	1	2	2	2
		HUP 2	A8	1	1	1	1	1
				7*	8	9	9	9
NINTH NAVAL DISTRICT								
COMNAVCONAD	COLORADO SPR	R4D 8	A8	1	1	1	1	1
		R4Y 1	A8	1	1	1	1	1
		TV 2	A6	1				
		TV 2	A8		2	2	2	2
				3*	4	4	4	4
NAVCRUIT STA	DENVER	SNB 5	A6	2	2	2	2	2
				2*	2	2	2	2
ELEVENTH NAVAL DISTRICT								
PAC MISSLE RNG	POINT MUGU	F8U 1P	A8		1	1	1	1
		F8U 1P	A9	1				
		F8U 1D	A8		2	2	2	2
		F8U 1D	A9	2				
		F9F 6D	A9	5				
		FJ 3D2	A8		4	4	4	4
		FJ 3D2	A9	2				
		AD 5Q	A8		2	2	2	2
		AD 5Q	A9	2				
		S2F 1	A8		2	2	2	2
		S2F 1	A9	2				
		P2V 5FD	A9	1				
		WV 2	A8	2	3	3	3	3
		WV 2	D9	1				
		R7V 1	A8	1	1	1	1	1
		R5D 2 3	A8		3	3	3	3
		R5D 3	A8	1				
		R5D 2	A8	2				
		R4D 8	A8	1				
		R4D 5	A8		1	1	1	1
		JD 1D	A9	1				
		TV 2D	A9	2				
		TV 2KD	A9	1				
		SNB 5P	A8		1	1	1	1
		SNB 5P	A9	1				
		T 28BD	A9	3				
		HRS 3	A8		4	4	4	4
		HUS 1A	A8		1	1	1	1
		HUS 1A	A9	1				
		F9F 6K2	A8	1				
		F9F 6K	A8	9				
		F9F 6K	A9	1				
		F6F 5K	A8	4				
		P4Y 2K	A8	8				
				55*	25	25	25	25
DET	KANEOHE	HRS 3	A9	4				
				4*				
NAF 11 NAV DST	CHINA LAKE	R4D 8	A8		1	1	1	1
		R4D 8	A9	1				
		R4D 5	A8		1	1	1	1
		R4D 5	A9	1				
		HRS 3	A8		1	1	1	1
		HRS 3	A9	1				
				3*	3	3	3	3
NASWF	KIRTLAND AFB	R4D 8	A8	1				
				1*				
NAS 11 NAV DST	NORTH ISLAND	R4D 8	A8				1	1
		R4D 5 6	A8		1	1	1	1
		R4D 6	A8	1				
		R4Y 1	A8	1	1	1	1	1
		TV 2	A6	3	3	3	3	3
		SNB 5	A6	3	3	3	3	3
		T 28B	A6	2	2	2	2	2
		HOK 1	AQ	1				
				11*	10	10	11	11
NAF 11 NAV DST	LITCHFLD PRK	R4D 6	A7	1				
		R4D 6	A8		1	1	1	1
		SNB 5	A6	1	1	1	1	1
				2*	2	2	2	2
NAS 11 NAV DST	MIRAMAR	R4D 8	A8	1	1	1	1	1
		T2V 1	A6		3	9	9	9
		TV 2	A6	3	3			
		SNB 5	A6	2	2	2	2	2
		HUP 2	A8	1	1	1	1	1
				7*	10	13	13	13

[redacted]

DECLASSIFIED

TOTAL PROGRAM & NON-PROGRAM AIRCRAFT

TABLE 2 LOCATION OF AIRCRAFT INVENTORY AND PLANNED OPERATING ASSIGNMENTS

BY COMMAND AND UNIT

NABS UNIT	LOCATION	MODEL	INVENTORY STATUS	INVENTORY NO ON BOARD	PLANNED OPT'G. ASSIGNMENTS 31 MAR 1960	30 JUN 1960	30 SEP 1960	31 DEC 1960
NAS 11 NAV DST	POINT MUGU	TV 2	A6	3				
		TV 2	A8		3	3	3	3
		SNB 5	A6	5	6	6	6	6
		HUP 2	A8	2	2	2	2	2
				10*	11	11	11	11
NMF	PNT ARGUELLO	TV 2	A6	1	1	1	1	1
		SNB 5	A8	1				
				2*	1	1	1	1
NAAS 11 NAVDST	BROWN FIELD	SNB 5	A6	1	1	1	1	1
				1*	1	1	1	1
NAAS 11 NAVDST	REAM FLD	JRB 6	A6	1	1			
		SNB 5	A6			1	1	1
				1*	1	1	1	1
TWELFTH NAVAL DISTRICT								
NAS 12 NAV DST	ALAMEDA	R5D 3	A2	1	1	1	1	1
		R4D 8	A8	4	3	3	3	3
		TF 1	A8	4	4	4	4	4
		UF 1	A8	1	1	1	1	1
		TV 2	A6	6	7	7	7	7
		TV 2	G6	1				
		SNB 5	A6	7	7	7	7	7
		SNB 5P	A8	1	1	1	1	1
		HUP 2	A8	1	1	1	1	1
				26*	25	25	25	25
NAAS 12 NAVDST	FALLON	R5D 3	A8	1	1	1	1	1
		TV 2	A6		3	3	3	3
		TV 2	A8	1				
		HO4S 3	A8	2	2	2	2	2
				4*	6	6	6	6
NAS 12 NAV DST	MOFFETT FLD	TF 1	A2	1				
		TV 2	A6	3	3	6	6	6
		F9F 8T	A6	2				
		SNB 5	A6	6	4	4	4	4
		HUP 2	A8	2	2	2	2	2
				14*	9	12	12	12
NAF 12 NAVDST	MONTEREY	AD 5	A4	4				
		AD 5	A6		4	4	4	4
		JRB 4	A6	3	2			
		SNB 5	A6	24	26	28	28	28
		T 28B	A6	11	11	11	11	11
		HUP 2	A8	1	1	1	1	1
				43*	44	44	44	44
THIRTEENTH NAVAL DISTRICT								
NAS 13 NAV DST	WHDBY ISLAND	R5D 2 3	A8		1	1	1	1
		R5D 2	A2	1				
		R4D 8	A8	1	1	1	1	1
		R4D 5 6	A8		2	2	2	2
		R4D 6	A2	1				
		R4D 5	A2	1				
		TF 1	A2	1				
		UF 2	A2	1				
		UF 2	A8		1	1	1	1
		TV 2	A6	2	2	2	2	2
		SNB 5	A6	3	3	3	3	3
		SNB 5P	A8	1				
		HO4S 3	A2	2				
		HO4S 3	A8		2	2	2	2
				14*	12	12	12	12
POTOMAC RIVER NAVAL COMMAND								
NAS ANACOSTIA	ANACOSTIA	R5D 5	A8	1	1	1	1	1
		R5D 4R	A8	1	1	1	1	1
		R5D 2	A8		1	1	1	1
		R5D 3Z	A8	1				
		R4Y 2	A8	1	1	1	1	1
		R4Y 1	A8	3	4	4	4	4
		R4Y 1Z	A8	1	1	1	1	1
		T2V 1	A6	7	8	8	8	8
		T2V 1	D5	2				
		JRB 6	A6	10	7			
		SNB 5	A6	41	41	45	45	45
		SNB 5P	A8	2	2	2	2	2
		T 28B	A6	11	11	11	11	11
				81*	78	75	75	75
NAF	DAHLGREN	SNB 5	A6		1	1	1	1
		SNB 5	A8	1				
				1*	1	1	1	1
NAS PTXNT RIV	PTXNT RIVER	R4D 5	A8	1				
		UF 1	A2	1				
		UF 1	A8		1	1	1	1
		T2V 1	A6	1	7	7	7	7
		TV 2	A6	3				
		F9F 8T	A6	1	1	1	1	1
		SNB 5	A6	7	3	3	3	3
		HOK 1	A8		1	1	1	1
		HUP 2	A2	1				
				15*	13	13	13	13
SEVERN RIVER NAVAL COMMAND								
NAF ANNAPOLIS	ANNAPOLIS	UF 1 1T	A3		10	10	8	8
		UF 1	A6	5				
		UF 1T	A6	5				
		HUP 2	A8	1	1	1	1	1
				11*	11	11	9	9
BUWEPS INSPECTORS AND REPRESENTATIVES								
BWGR CEN DIST	DAYTON	R4D 8	A8	1	1	1	1	1
		SNB 5	A6	2				
		SNB 5	A8		2	2	2	2
				3*	3	3	3	3
BWGR WSTRN DST	EL SEGUNDO	R4D 8	A8		1	1	1	1
		SNB 5	A8		1	1	1	1
				*	2	2	2	2
BWR AKRON	AKRON	SNB 5	A6	1				
		SNB 5	A8		1	1	1	1
				1*	1	1	1	1
BWR BALTIMORE	BALTIMORE	SNB 5	A8	1	1	1	1	1
				1*	1	1	1	1
BWR BUFFALO	BUFFALO	SNB 5	A6	1				
		SNB 5	A8		1	1	1	1
				1*	1	1	1	1
BWR BURBANK	BURBANK	SNB 5	A8	1	1	1	1	1
				1*	1	1	1	1
BWR COLUMBUS	COLUMBUS	SNB 5	A6	2				
		SNB 5	A8		2	2	2	2
				2*	2	2	2	2
BWR EST HRTFRD	EST HARTFORD	SNB 5	A8	1	1	1	1	1
				1*	1	1	1	1
BWR EL SEGUNDO	EL SEGUNDO	R4D 8	A8	1				
		SNB 5	A8	2	1	1	1	1
				3*	1	1	1	1
BWR INDIANPLIS	INDIANAPOLIS	SNB 5	A8	1	1	1	1	1
				1*	1	1	1	1
BWR ST LOUIS	ST LOUIS	SNB 5	A8	2	1	1	1	1
				2*	1	1	1	1
BWR TETERBORO	TETERBORO	SNB 5	A8	1	1	1	1	1
				1*	1	1	1	1
MARINE CORPS BASES AND AIR STATIONS								
HMX 1	QUANTICO	HOK 1	AR	1				
		HOK 1	A9	3	4	4	4	4
		HRS 3	A9	4	4	2	2	2
		HUS 1	A9	12	12	12	12	12
		HUS 1Z	A9	3	4	4	4	4
		HR2S 1	AR	1				
		HR2S 1	A9	1	2	2	2	2
		HUS 1A	AR	1				
		HUS 1A	A9	1				
				27*	26	24	24	24
MCAAS	YUMA	R4D 8	A8	1	1	1	1	1
		R4D 5	A8	1	1	1	1	1
		TV 2	A6	3	3	3	3	3
		SNB 5	A6	2	1	1	1	1
		HRS 3	A8	2	2	2	2	2
				9*	8	8	8	8
MCAS SO&ES	EL TORO	R5D 2 3	A8		1	1	1	1
		R4D 8	A8	2	2	2	1	1
		TV 2	A6	1	1	1		
		SNB 5	A6	4	2	1	1	1
		HOK 1	A8	1				
		HRS 3	A8	2	2	2	2	2
				10*	8	7	5	5
MCAS SO&ES	CHERRY POINT	AD 5	A6	1				
		R5D 3	A8	2	1	1	1	1
		R4D 8	A8	2	1	1	1	1
		R4D 5 6	A8		1	1	1	1
		R4D 6	A8	1				
		R4D 5	A8	1				
		TV 2	A6	3	2	2	2	2
		SNB 5	A6	1	2	1	1	1
		HOK 1	A8	1				
		HRS 3	A8	1	2	2	2	2
				13*	9	8	8	8
MCAS AES 12	QUANTICO	AD 6	A8	7	7	7	7	7
		AD 5	A8	4				
		R4D 8	A8	2	2	1	1	1
		R4D 5 6	A8			1	1	1
		JRB 6	A6	1	1			
		SNB 5	A6	6	6	6	6	6
		SNB 5P	A8	1	1	1	1	1
		T 34B	A6	9				
				30*	17	16	16	16

DECLASSIFIED

TOTAL PROGRAM & NON-PROGRAM AIRCRAFT

TABLE 2 LOCATION OF AIRCRAFT INVENTORY AND PLANNED OPERATING ASSIGNMENTS

BY COMMAND AND UNIT

NABS UNIT	LOCATION	MODEL	INVENTORY STATUS	INVENTORY NO ON BOARD	PLANNED OPT'G ASSIGNMENTS 31 MAR 1960	30 JUN 1960	30 SEP 1960	31 DEC 1960
MCAF	NEW RIV JAX	R4D 8	A8			1	1	1
		R4D 6	A8		1			
		R4D 5	A8	1				
		JRB 6	A6	1				
		SNB 5	A6	4	4	3	3	3
				6*	5	4	4	4
MCAF	SANTA ANA	SNB 5	AQ	1				
		SNB 5	A6	1	2	1	1	1
				2*	2	1	1	1
HQ MC FLT SECT	ANACOSTIA	R4D 8	A8	2	2	2	2	2
		R4Y 2	A8	1	1	1	1	1
		SNB 5	A6	5	4	3	3	3
		T 28B	A6	7	6	6	6	6
				15*	13	12	12	12
ICAAS	BEAUFORT	R4D 8	A8	1	1	1	1	1
		R4D 5 6	A8		1	1	1	1
		R4D 5	AQ	1				
		R4D 5	A8	1				
		TV 2	AQ	1				
		TV 2	A6	1	1	1	1	1
		SNB 5	A6		2	2	1	1
		SNB 5	A8	1				
		HRS 3	A8	2	2	2	2	2
				8*	7	7	6	6
PROGRAM OPERATING				549	502	500	501	502
OPERATIONAL POOL				5				
TOTAL PROGRAM				554				
NON PROGRAM (INCLUDING DRONES)				23				
TOTAL INVENTORY				577				

NATRA

NAVAL AIR BASIC TRAINING COMMAND

NABS UNIT	LOCATION	MODEL	INVENTORY STATUS	INVENTORY NO ON BOARD	PLANNED OPT'G ASSIGNMENTS 31 MAR 1960	30 JUN 1960	30 SEP 1960	31 DEC 1960
BTG 7	MEMPHIS	T2J 1	A4	7				
		T2V 1	A3	52	50			
		T2V 1	D5	5				
		SNB 5	A6	2				
		T 28B	A3	32	30			
		T 28B	A6	2	2			
				100*	02			
NAAS NABTC	SAUFLEY FLD	T2V 1	A6		4	4	4	4
		TT 1	A3	10	10			
		TT 1	G6	1				
		SNB 5	A6	2	2	2	2	2
		SNB 5	B	1				
		T 34B	AL	30				
		T 34B	A3	125	148	141	131	131
		T 28B	A6	8	6	6	6	6
		T 28C	A3	52	50	50	50	50
		T 28C	G6	2				
				231*	220	203	193	193
NAAS NABTC	WHITING FLD	SNB 5	A3	28	32	26	26	26
		SNB 5	A6	3	3	3	3	3
		SNB 5	B	1				
		SNB 5	G5	4				
		T 28B	A3	227	218	233	230	230
		T 28B	A6	5	4	4	4	4
		T 28B	G6	7				
		T 28B	HQ	2				
		T 28C	A3	97	70	50	50	50
		T 28C	G6	2				
				376*	327	316	313	313
NAS NABTC	PENSACOLA	F11F 1	A4	7	6	6	6	6
		AD 5	A8	1				
		R5D 2 3	A8		1	1	1	1
		R5D 2	A8	1				
		R5D 4R	A8	2	1	1	1	1
		R5D Z	A8		1	1	1	1
		R5D 3Z	A8	1				
		R4D 8	A8	2	2	2	2	2
		R4Y 1	A8	1	1	1	1	2
		UF 1 1T	A8		2	2	2	2
		UF 1	A8	2				
		T2J 1	A3	39	75	80	90	69
		T2J 1	A4	1				
		T2V 1	A3	55	4	4	4	4
		T2V 1	D5	3				
		F9F 8T	A4	2	1	1	1	1
		SNB 5	A6	8	5	4	4	4
		SNB 5	A8	5	5	4	4	4
		SNB 5	B	1				
		SNB 5P	A8	1	1	1	1	1
		T 34B	A4	3	2	2	2	2
		T 28B	A4	2	4	4	4	4
		T 28B	A6	8	4	4	4	4
		HRS 3	A8	2	3	3	3	3
		HUP 2	A8	2				
				149*	118	121	131	111
HTG 1	ELLYSON FLD	SNB 5	A6	3	2	2	2	2
		T 28B	A6	2	2	2	2	2
		HO4S 3	A4	20	20	22	22	22
		HUP 2	A4	12	14	14	12	12
		HTL 7	A4	9	4			
		HTL 6	A4	28	33	35	35	35
				74	75	75	73	73
CVS 36ANTETAM	PENSACOLA	SNB 5	A6	1				
				1*				

NATRA

NAVAL AIR ADVANCED TRAINING COMMAND

NABS UNIT	LOCATION	MODEL	INVENTORY STATUS	INVENTORY NO ON BOARD	PLANNED OPT'G ASSIGNMENTS 31 MAR 1960	30 JUN 1960	30 SEP 1960	31 DEC 1960
NAAS NAATC	KINGSVILLE	F11F 1	A3	44	64	74	74	74
		F11F 1	D5	13				
		F9F 8	AL	7				
		F9F 8	A3	2				
		F9F 8	G6	1				
		F9F 8B	AL	16				
		F9F 8B	A3	37	58	58	58	58
		F9F 8B	B	5				
		S2F 1	A3	3				
		S2F 1T	A3	33				
		R4D 8	A8	1	1	1	1	1
		R4D 6	A8	1	1	1	1	1
		R4D 5	A8		1	1	1	1
		F9F 8T	AL	1				
		F9F 8T	A3	51	48	41	33	33
		F9F 8T	D5	2				
		SNB 5	A6	2	2	2	2	2
		HRS 3	A8	2	1	1	1	1
		HUP 2	A8	1	2	2	2	2
				222*	178	181	173	173
NAS NAATC	CRPS CHRISTI	AD 6	A3	30	22	21	21	21
		AD 6	G6	1				
		AD 5	A3	4	6	6	6	6
		AD 5	G6	1				
		AD 5N	A3	7				
		AD 5N	B	4				
		S2F 1	A3	14				
		S2F 1T	A3	36				
		S2F 1 1T	A3		47	47	47	47
		P2V6M 6T	A3		13			
		P2V 6T	A3	12				
		P2V 3	A3	10	3			
		R5D 2	A8		1	1	1	1
		R5D Z	A8		1	1	1	1
		R5D 1Z	A8	1				
		R4D 8	A8	1	1	6	6	6
		T2V 1	A6		4	4	4	4
		TV 2	A6	2				
		SNB 5	A3	40	34	27	27	27
		SNB 5	A6	6	5	4	4	4
		SNB 5P	A8	1	1	1	1	1
		R4D 7	A5	5	3	3	3	3
		HRS 3	A8	2	1	1	1	1
		HUP 2	A8		1	1	1	1
				177*	143	123	123	123
NAAS NAATC	CHASE	F9F 8	AL	4				
		F9F 8	A3	1	29			
		F9F 8B	AL	43				
		F9F 8B	A3	37	74	58	58	58
		F9F 8B	B	13				
		F9F 8B	G6	1				
		R4D 8	A8	1	1	1	1	1
		R4D 6	A8	1	1	1	1	1
		F9F 8T	A3	49	49	41	34	34
		F9F 8T	D5	3				
		F9F 8T	Y	1				
		SNB 5	A6	2	2	2	2	2
		HRS 3	A8	1	1	1	1	1
		HUP 2	A8	1	1	1	1	1
				158*	158	105	98	98
NAAS NAATC	PORT ISABEL	SNB 5	A8	1	1	1	1	1
		HRS 3	A8	1	1	1	1	1
		HUP 2	A8		1	1	1	1
				2*	3	3	3	3

DECLASSIFIED

TABLE 2 LOCATION OF AIRCRAFT INVENTORY AND PLANNED OPERATING ASSIGNMENTS

BY COMMAND AND UNIT

NATRA UNIT	LOCATION	MODEL	INVENTORY STATUS	INVENTORY NO ON BOARD	PLANNED OPT'G. ASSIGNMENTS 31 MAR 1960	30 JUN 1960	30 SEP 1960	31 DEC 1960
NAAS NAATC	NEW IBERIA	S2F 1	A3		30	30	30	30
		SNB 5	A6		2	2	2	2
		T 34B	A6	1				
		HUP 2	A8		2	2	2	2
				1*	34	34	34	34
NAVAL AIR TECHNICAL TRAINING COMMAND								
NATECHTRAU	LAKEHURST	R4D 7	A4		1	1	1	1
				*	1	1	1	1
NATECHTRAU	OLATHE	T2J 1	A5		5	5	5	5
		TV 2	AN	1				
		TV 2	A5	4				
		SNB 5	A5	4	4	4	4	4
		T 34B	A5	7	7	7	7	7
				16*	16	16	16	16
NATECHTRAU	PENSACOLA	F9F 8P	A4	6	9	9	9	9
		F9F 8T	A4	2	2	2	2	2
		SNB 5P	A5	6	6	6	6	6
		T 28B	A6	2	2	2	2	2
				16*	19	19	19	19
NATECHTRAU	PHILADELPHIA	SNB 5	A6	1	1	1	1	1
				1*	1	1	1	1
NAS	GLYNCO	R4D 8	A8	1	1	1	1	1
		SNB 5	AQ	1				
		SNB 5	A8	5	6	6	6	6
		SNB 5	B	1				
		HRS 3	A8	1	1	1	1	1
				9*	8	8	8	8

NATRA UNIT	LOCATION	MODEL	INVENTORY STATUS	INVENTORY NO ON BOARD	PLANNED OPT'G. ASSIGNMENTS 31 MAR 1960	30 JUN 1960	30 SEP 1960	31 DEC 1960
NAVCICOFFSCOL	GLYNCO	FJ 4	A4		18	32	32	42
		F2H 3	A4	42	24	10	10	
		AD 5N	A4		3	3	3	3
		WV 2	A4	6	4	4	4	4
		T2V 1	A4	3	4	4	4	4
				51*	53	53	53	53
NAS	MEMPHIS	R4D 8	A8	2	2	2	2	2
		R4Y 1	A8	1	1	1	1	1
		T2V 1	A6		3	3	3	3
		TV 2	AO	1				
		SNB 5	A6	8	6	6	6	6
		SNB 5P	A6	1	1	1	1	1
		T 28B	A6	3	3	3	3	3
		HRS 3	A8	1	1	1	1	1
				17*	17	17	17	17
PROGRAM OPERATING				1526	1453	1276	1256	1236
OPERATIONAL POOL				75				
TOTAL PROGRAM				1601				
NON PROGRAM (INCLUDING DRONES)								
TOTAL INVENTORY				1601				

NART

USNR AIRCRAFT FOR RESERVE TRANS POOL								
NAS NRT TRS PL	GLENVIEW	AD 5	A8	1				
		R5D 4R	A8	2				
		R4D 8	A8	1				
		R4Y 1	A8	1				
		SNB 5	A8	1				
				6*				
U S NAVAL RESERVE AIRCRAFT								
NARTU	ANACOSTIA	AD 5	A4	8	11	11	11	11
		AD 5	Y	1				
		AD 5N	A4	4	3	3	3	3
		AD 5N	B	1				
		S2F 1	A4	9	9	9	9	9
		P2V 5F	A4	5	5	5	5	5
		R4D 5 6	A4		3	2	2	2
		R4D 6	A4	2				
		R4D 5	A4	1				
		R4D 6R	A4		1	1	1	1
		SNB 5	A4	3	3	3	3	3
				34*	35	34	34	34
NAS NART	ATLANTA	AD 5	A4	10	12	12	12	12
		AD 5N	A4	4	2	2	2	2
		P2V 5F	A4	5	5	5	5	5
		P2V 5F	D5	1				
		R4D 8	A4	3	3	3	3	3
		SNB 5	A4	2	2	2	2	2
				25*	24	24	24	24
NAS NART	DALLAS	FJ 3	A4	4	12	12	12	16
		FJ 3M	A4	28	20	20	20	16
		P2V 4	A4	5	5	4	4	4
		R5D 2 3	A4		2	2	2	2
		R5D 3	A4	1				
		R5D 2	A4	1				
		R5D 2	G6	1				
		R5D 4R	A4		1	1	1	1
		TV 2	AM	1				
		TV 2	A4	4	6	6	7	7
		SNB 5	A4	2	2	2	2	2
		SNB 5P	A4	1				
		SNB 5P	A8		1	1	1	1
		HUP 2	A4	3	5	5	6	6
		HTL 5	A4	1				
				52*	54	53	55	55

NART

NAS NART	GLENVIEW	F9F 8	A4	7				
		F9F 8	B	4				
		F9F 8B	A4	7	14	18	18	18
		F9F 8B	B	1				
		AD 5	A8		1	1	1	1
		S2F 1	A4	10	10	10	9	9
		P2V 6	AM	1				
		P2V 6	A4	7				
		P2V 6 6F	A4		8	8	8	8
		P2V 5F	A4	1	2	2	2	2
		R5D 2 3	A4		5	5	5	5
		R5D 3	A4	3				
		R5D 2	A4	1				
		R5D 4R	A8		2	2	2	2
		R4D 8	A8		1	1	1	1
		R4Y 1	A8		1	1	1	1
		TV 2	A4		1	1	1	1
		F9F 8T	AM	1				
		F9F 8T	A4	3	4	4	4	4
		SNB 5	A4	4	4	4	4	4
		SNB 5	A8		1	1	1	1
		SNB 5P	A4	1				
		SNB 5P	A8		1	1	1	1
		HSS 1	AM	1				
		HSS 1	A4	3	4	4	4	4
				55*	59	63	62	62
NAS NART	GROSSE ILE	AD 5	A4	10	12	12	12	12
		AD 5N	A4	5	2	2	2	2
		S2F 1	A4	9	9	9	9	9
		P2V 5F	A4	4	5	5	5	5
		P2V 5F	D5	1				
		R4D 8	A4	3	3	3	3	3
		SNB 5	A4	3	3	3	3	3
		HUP 2	A4	5	8	8	9	9
				40*	42	42	43	43
NARTU	JACKSONVILLE	F9F 8	A4		4	4		
		FJ 3M	A4			4	4	4
		F9F 8B	A4	16	12	12		
		S2F 1	A4	9	9	9	9	9
		P2V 5F	A4	5	5	5	5	5
		R5D 2 3	A4		2	2	2	2
		R5D 3	A4	2				
		R5D 2	A4	1				
		R5D 4R	A4		1			
		R4D 6	A4	1				
		F9F 8T	A4	2	2	2	2	2
		HSS 1	A4	3	3	3	3	3
				39*	38	41	25	25
NARTU	LAKEHURST	S2F 1	A4	8	9	9	9	9
		R4D 5 6	A4		1			
		SNB 5	A4	1	1	1	1	1
		HUP 2	A4	2	4	4	6	6
				11*	15	14	16	16

TOTAL PROGRAM & NON-PROGRAM AIRCRAFT

DECLASSIFIED

TABLE 2 LOCATION OF AIRCRAFT INVENTORY AND PLANNED OPERATING ASSIGNMENTS

BY COMMAND AND UNIT

NART UNIT	LOCATION	MODEL	INVENTORY STATUS	INVENTORY NO ON BOARD	PLANNED OPT'G. ASSIGNMENTS 31 MAR 1960	30 JUN 1960	30 SEP 1960	31 DEC 1960
NAS NART	LOS ALAMITOS	F9F 8	A4	5	8	8		
		F9F 8P	A4	3				
		F9F 8B	A4	24	12			
		S2F 2	A4	2				
		S2F 1	A4	25	27	27	24	24
		S2F 1	D5	1				
		P2V 5F	AM	1				
		P2V 5F	A4	9	10	10	10	10
		R3D 2 3	A4		3	3	3	3
		R5D 3	A4	3				
		TV 2	A4	3				
		F9F 8T	A4	3	6	6	6	6
		SNB 5	A4	4	4	4	4	4
		R4D 5S6S	A4		1	1	1	1
		HSS 1	A4	4	4	4	4	4
				87*	75	63	52	52
NARTU	MEMPHIS	FJ 4	A4	13	18	18	18	18
		P2V 4	A4	5	5	4	4	4
		R5D 2 3	A4		3	3	3	3
		R5D 3	A4	1				
		R5D 2	A4	1				
		R4D 6	A4	1				
		TV 2	A4	3	4	4	5	5
		SNB 5	A4	1	1	1	1	1
				25*	31	30	31	31
NAS NART	MINNEAPOLIS	AD 5	A4	10	12	12	12	12
		AD 5N	A4	3	2	2	2	2
		P2V 4	A4	12	9	9	8	8
		R5D 3	A4	1				
		R5D 2	A4	1				
		R4D 5 6	A4		3	3	3	3
		R4D 5	A4	1				
		SNB 5	A4	2	2	2	2	2
		HUP 2	A4	3	5	5	6	6
				33*	33	33	33	33
NAS NART	NEW ORLEANS	F9F 8	A4		4	8	8	8
		F9F 8B	A4	12	12	12	8	8
		F9F 8B	B	1				
		F9F 8B	G5	1				
		S2F 1	A4	9	9	9	9	9
		R4D 8	A4	3	3	3	3	3
		TV 2	A4	4	4	4	4	4
		F9F 8T	A4	3				
		SNB 5	A4	2	2	2	2	2
		HSS 1	A4	3	3	3	3	3
		HSS 1	G6	1				
				39*	37	41	37	37
NAS NART	NEW YORK	FJ 3	A4	20	12	12	12	
		FJ 3	G6	1				
		FJ 3M	A4		4	4	4	
		S2F 1	A4	15	18	18	18	18
		S2F 1	D5	1				
		P2V 5F	A4	10	10	10	10	10
		P2V 5F	B	1				
		R5D 2 3	A4		3	3	3	3
		R5D 3	A4	2				
		R5D 4R	A4	1	1	1	1	1
		TF 1	A8	1				
		TV 2	A4	5	5	5	5	5
		SNB 5	A4	4	6	6	6	6
		SNB 5	A8	2				
		HSS 1	A4	4	4	4	4	4
				67*	63	63	63	47
NARTU	NORFOLK	F2H 4	A4	12	12	12	12	10
		S2F 1	A4	11	10	10	9	9
		R5D 2 3	A4		3	3	3	3
		R5D 3	G5	1				
		R5D 2	A4	1				
		R4D 5	A4	1				
		TV 2	A4	2	5	5	6	6
		SNB 5	A4	1	1	1	1	1
				29*	31	31	31	29
NAS NART	OAKLAND	F2H 4	A4	28	20	20	8	
		F2H 3	A4	11	12	12	12	
		A4D 1	A4				16	16
		S2F 2	A4	2				
		S2F 1	A4	15	18	18	18	18
		S2F 1	D5	3				
		P2V 5F	A4	9	10	10	10	10
		P2V 5JF	AM	1				
		R5D 2 3	A4		2	2	2	2
		R5D 3	A4	1				
		R5D 2	A4	1				
		R5D 4R	A4	1	1	1	1	1
		TV 2	A4	3	8	8	6	6
		SNB 5	A4	1	1	1	1	1
		SNB 5P	A4	1				
		SNB 5P	A8		1	1	1	1
		HSS 1	A4	3	3	3	3	3
				80*	76	76	78	58
NAS NART	OLATHE	F9F 8	A4	5			8	8
		F9F 8	B	5				
		F9F 6	A4	3				
		F9F 8B	A4	12	16	16	8	8
		P2V 6	A4	5				
		P2V 6 6F	A4		5	4	4	4
		P2V 5F	A4		1	1	1	1
		R5D 2 3	A4		3	3	3	3
		R5D 3	A4	1				
		R5D 2	A4	1				
		R5D 2	G6	1				
		TV 2	A4				4	4
		F9F 8:	A4	3	3	3	3	3
		SNB 5	A4	2	2	2	2	2
				38*	30	29	33	33
NAS NART	SEATTLE	AD 5	A4	9	11	11	11	11
		AD 5N	A4	5	2	2	2	2
		S2F 1	A4	8	9	9	9	9
		S2F 1	D5	1				
		P2V 5F	A4	4	5	5	5	5
		P2V 5F	D5	1				
		P2V 5F	G5	1				
		R5D 2 3	A4		2	2	3	3
		R5D 3	A4	2				
		R5D 2	A4	1				
		SNB 5	A4	3	3	3	3	3
		HSS 1	A4	2	3	3	3	3
				37*	35	35	36	36
NAS NART	SO WEYMOUTH	F9F 6	A4	12				
		FJ 3	A4	10	12	10	10	8
		FJ 3	D5	1				
		FJ 3M	A4	1	4	6	6	8
		S2F 2	A4	2				
		S2F 1	A4	18	18	18	18	18
		P2V 5F	A4	4	5	5	5	5
		P2V 5F	D5	1				
		R5D 2 3	A4		3	3	3	3
		R5D 3	A4	1				
		R5D 2	A4	1				
		R5D 4R	A4	1				
		TV 2	A4	2	4	4	4	4
		SNB 5	A4	2	2	2	2	2
		HSS 1	A4	3	3	3	3	3
				59*	51	51	51	51
NAS NART	WILLOW GROVE	FJ 3	A4	15	14	8	8	8
		FJ 3	D5	1				
		FJ 3	NX	1				
		FJ 3M	A4	1	2	8	8	8
		S2F 1	A4	19	19	19	18	18
		P2V 6F	A4	1				
		P2V 5F	A4	4	5	5	5	5
		R5D 2 3	A4		3	3	3	3
		R5D 3	A4	1				
		R5D 2	A4	1				
		R5D 2	G6	1				
		TV 2	A4	4	3	3	4	4
		SNB 5	A4	2	2	2	2	2
		SNB 5P	A4	1				
		SNB 5P	A8		1	1	1	1
		R4D 5S6S	A4		1	1	1	1
		HUP 2	A4	3	5	5	6	6
				55*	55	55	56	56
PROGRAM OPERATING				776	784	778	760	722
OPERATIONAL POOL				35				
TOTAL PROGRAM				811				
NON PROGRAM (INCLUDING DRONES)								
TOTAL INVENTORY				811				

DECLASSIFIED

[redacted]

TOTAL PROGRAM & NON-PROGRAM AIRCRAFT

TABLE 2 LOCATION OF AIRCRAFT INVENTORY AND PLANNED OPERATING ASSIGNMENTS

BY COMMAND AND UNIT

RDT&E UNIT	LOCATION	MODEL	INVENTORY STATUS	INVENTORY NO ON BOARD	PLANNED OPT'G. ASSIGNMENTS 31 MAR 1960	30 JUN 1960	30 SEP 1960	31 DEC 1960
RDT&E AIRCRAFT								
		F8U 2	A9	4	6	6	6	6
		F8U 2	T	1				
				5*	6	6	6	6
		F8U 1	A9	2	6	6	6	6
		F8U 1	T	4				
				6*	6	6	6	6
		F8U 1E	A9	1				
				1*				
		F11F 1	A9	8	5	5	5	5
		F11F 1	T	2				
		F11F 1	U	1				
				11*	5	5	5	5
		F11F 1F	T	1				
				1*				
		F9F 8	A9	2	3	2	2	2
				2*	3	2	2	2
		F9F 6	A9	1				
				1*				
		F3H 2M	A9	1	1	1		
				1*	1	1		
		F2H 2	T	1				
				1*				
		FJ 4	A9	2	3	3	2	2
		FJ 4	T	1				
				3*	3	3	2	2
		FJ 3	A9	4	4	4	4	4
				4*	4	4	4	4
		F8U 2N	A9				4	4
				*			4	4
		F3H 2	A9	6	10	13	13	13
		F3H 2	T	4				
				10*	10	13	13	13
		F3H 2N	A9	4	8	4		
		F3H 2N	T	1				
		F3H 2N	TR	1				
				6*	8	4		
		F4H 1	A9			2	4	4
		F4H 1	T	9				
				9*		2	4	4
		F3D 2	A9	4				
		F3D 2	T	2				
				6*				
		F3D 2T2	AR	2				
		F3D 2T2	A9	2				
				4*				
		F3D 2M	A9	2				
		F3D 2M	T	2				
				4*				
		F3D 1	T	1				
		F3D 1	U	1				
				2*				
		F4D 1	A9	11	10	10	10	10
		F4D 1	T	2				
				13*	10	10	10	10
		F8U 1P	A9	1	2	2	2	2
				1*	2	2	2	2
		F9F 8P	A9	1				
		F9F 8P	T	1				
				2*				
		F9F 6D	A9	4				
				4*				
		FJ 3D2	A9	2	3	3	3	3
				2*	3	3	3	3
		A4D 2	A9	2	4	4	4	4
		A4D 2	T	1				
				3*	4	4	4	4
		A4D 2N	A9		3	3	3	3
		A4D 2N	T	3				
				3*	3	3	3	3
		A4D 1	A9	6	4	4	4	4
		A4D 1	T	1				
				7*	4	4	4	4
		FJ 4B	A9	4	4	4	4	4
		FJ 4B	D5	1				
		FJ 4B	T	1				
				6*	4	4	4	4
		F9F 8B	A9	4	3	2	2	2
				4*	3	2	2	2
		A3J 1	A9					1
		A3J 1	T	8				
				8*				1
		A3D 2P		2				
				2*				
		A3D 1P	A9	1				
				1*				
		A3D 2Q	A9	1				
		A3D 2Q	T	3				
				4*				
		A3D 2	A9	3	1	1	1	3
		A3D 2	T	2				
				5*	1	1	1	3
		A3D 1	A9	2	2	2	2	2
		A3D 1	T	1				
				3*	2	2	2	2
		AD 7	A9		2	2	2	2
				*	2	2	2	2
		AD 6	A9	1	2	2	2	2
				1*	2	2	2	2
		AD 5	A9	3	1	1	2	2
				3*	1	1	2	2
		AD 5N	A9	4	2	2	2	2
				4*	2	2	2	2
		AD 5Q	A9		1	1	1	1
				*	1	1	1	1
		WF 2	A9	1	2	2	2	2
		WF 2	T	3				
				4*	2	2	2	2
		AD 5W	A9	1	2	2	2	2
				1*	2	2	2	2
		AJ 1	T	1				
				1*				
		S2F 3	A9			1	1	1
		S2F 3	T	5				
				5*		1	1	1
		S2F 2	A9		1	1	1	1
				*	1	1	1	1
		S2F 1	A9	3	3	3	2	2
		S2F 1	T	1				
				4*	3	3	2	2
		P2V 7	A9	2	2	2	2	2
		P2V 7	T	1				
				3*	2	2	2	2
		P2V 6M	A9	1	1	1	1	1
				1*	1	1	1	1
		P2V 5F	A9	7	7	7	7	7
				7*	7	7	7	7
		P2V 4	A9	3	2	2	2	2
				3*	2	2	2	2
		P2V 5FD	A9		1	1	1	1
				*	1	1	1	1
		P5M 1	A9	1				
				1*				
		WV 2	A9	6	6	6	6	6
				6*	6	6	6	6
		WV 2E	T	1				
				1*				
		R5D 2 3	A9		2	2	2	2
				*	2	2	2	2
		R5D 3	A9	1				
				1*				
		R5D 4R	A9	1	1	1	1	1
				1*	1	1	1	1

[redacted]

DECLASSIFIED

TOTAL PROGRAM & NON-PROGRAM AIRCRAFT

TABLE 2 LOCATION OF AIRCRAFT INVENTORY AND PLANNED OPERATING ASSIGNMENTS

BY COMMAND AND UNIT

RDT&E UNIT	LOCATION	MODEL	INVENTORY STATUS	INVENTORY NO. ON BOARD	PLANNED OPT'G. ASSIGNMENTS 31 MAR 1960	30 JUN 1960	30 SEP 1960	31 DEC 1960
		R4D 8	A9	1	4	3	3	3
				1*	4	3	3	3
		R4D 5 6	A9		6	3	3	3
				*	6	3	3	3
		R4D 6	A9	1				
		R4D 6	T	1				
		R4D 6	U	2				
				4*				
		R4D 5	A9	1				
		R4D 5	U	1				
				2*				
		R4D 6R	T	1				
				1*				
		R4Y 1 2	A9		2	2	2	2
				*	2	2	2	2
		R4Y 1	AR	1				
		R4Y 1	A9	2				
				3*				
		TF 1	A9	1	1	2	2	2
		TF 1	T	2				
				3*	1	2	2	2
		JD 1	A9	1	1	1	1	1
				1*	1	1	1	1
		JD 1D	A9	2	3	3	3	3
				2*	3	3	3	3
		T2J 1	A9	1	1	2	2	2
		T2J 1	T	2				
				3*	1	2	2	2
		T2V 1	A9	4	3	3	3	3
				4*	3	3	3	3
		TV 2	U	1				
				1*				
		F9F 8T	A9	4				
		F9F 8T	D5	1				
		F9F 8T	T	3				
				8*				
		SNB 5	A9		1	1	1	1
				*	1	1	1	1
		T 34B	A9	1	1	1	1	1
				1*	1	1	1	1
		T 28B	A9	3	3	3	3	3
				3*	3	3	3	3
		T 28BD	A9	2	4	4	4	4
				2*	4	4	4	4
		HSS 2	T	5				
				5*				
		HSS 1	A9	4				
		HSS 1	T	7				
				11*				
		HSS 1N	A9	1				
				1*				
		HOK 1	T	1				
				1*				
		HRS 3	A9	1	1	1	1	1
				1*	1	1	1	1
		HU2K 1	A9			1	1	1
		HU2K 1	T	2				
				2*		1	1	1
		HUK 1	A9	1				
				1*				
		HUS 1A	A9		2	1	1	1
				*	2	1	1	1
		HUL 1	T	1				
				1*				
		HUP 2	A9	1	1	1	1	1
		HUP 2	T	1				
				2*	1	1	1	1
		HUP 1	T	1				
				1*				

RDT&E UNIT	LOCATION	MODEL	INVENTORY STATUS	INVENTORY NO ON BOARD	PLANNED OPT'G. ASSIGNMENTS 31 MAR 1960	30 JUN 1960	30 SEP 1960	31 DEC 1960
		HTK 1	T	2				
		HTK 1	TR	1				
				3*				
		HTL 7	T	1				
				1*				
		ZS2G 1	A9	1				
				1*				
		ZSG 4	A9		1	1	1	1
				*	1	1	1	1
		ZPG 2	A9	1	1	1	1	1
				1*	1	1	1	1
		ZPG 1	A9		1	1	1	1
				*	1	1	1	1
		ZPG 2W	A9		1			
				*	1			
		Y/F8U 1	A9	2				
				2*				
		Y/F11F 1	A9	4				
				3*				
		Y/FJ 4	A9	1				
				1*				
		Y/F3H 2N	A9	1				
				1*				
		Y/F3D 1	A9	1				
				1*				
		Y/F4D 1	A9	7				
				7*				
		Y/A4D 2	A9	5				
				5*				
		XA4D 1	T	1				
				1*				
		Y/FJ 4B	A9	1				
				1*				
		Y/A3D 2	A9	1				
				1*				
		Y/A3D 1	A9	1				
				1*				
		Y/WF 2	A9	1				
				1*				
		Y/S2F 1	A9	1				
				1*				
		Y/P2V 3W	A9	1				
				1*				
		Y/PBM5S2	A9	1				
				1*				
		Y/T2J 1	A9	3				
				3*				
		Y/T2V 1	A9	1				
				1*				
		Y/TV 2	A9	1				
				1*				
		Y/T 34B	A9	1				
				1*				
		Y/HSS 1	A9	1				
				1*				
		Y/HSS 1N	A9	1				
				1*				
		Y/HSL 1	A9	1				
				1*				
		Y/HR2S 1	A9	1				
				1*				
		YF8U 2	A9	4				
				4*				
		YA4D 2N	A9	4				
				4*				

DECLASSIFIED

DECLASSIFIED

[redacted]

TOTAL PROGRAM & NON-PROGRAM AIRCRAFT

TABLE 2 LOCATION OF AIRCRAFT INVENTORY AND PLANNED OPERATING ASSIGNMENTS

BY COMMAND AND UNIT

RDT&E UNIT	LOCATION	MODEL	INVENTORY STATUS	INVENTORY NO. ON BOARD	PLANNED OPT'G. ASSIGNMENTS 31 MAR 1960	30 JUN 1960	30 SEP 1960	31 DEC 1960
		YA3D 2P	A9	2 2*				
		YA3D 2Q	A9	2 2*				
		YA3D 2T	A9	2 2*				
		YWF 2	A9	4 4*				
		YWV 2Q	A9	1 1*				
		YT2J 1	A9	1 1*				
		YZPG 3W	A9	2 2*				
		F9F 6K	A9	22 22*				
		F6F 5K	A9	9 9*				
PROGRAM OPERATING				157	158	155	155	158
OPERATIONAL POOL				2				
TOTAL PROGRAM				159				
NON PROGRAM (INCLUDING DRONES)				90				
TOTAL INVENTORY				249				
NAS RDT&E	ANACOSTIA	R5D 4R	A9	1				
		Y/S2F 1	A9	1 2*				
INM	BOSTON	F3H 2N	TR	1				
		F3D 2	T	1				
		F3D 2M	T	1				
		F3D 1	U	1				
		F4D 1	T	1 5*				
ONR	BOSTON	R4D 6R	T	1 1*				
NASA	CLEVELAND	R4D 6	U	1 1*				
NLO	EDWARDS AFB	F8U 1	T	1				
		F11F 1	T	1				
		A4D 1	T	1				
		R4D 5	U	1 4*				
NPF	EL CENTRO	F3D 2	A9	2				
		A4D 1	A9	2				
		AD 5N	A9	1				
		P2V 4	A9	1				
		R4D 6	A9	1				
		F9F 8T	A9	1				
		F9F 8T	D5	1				
		Y/TV 2	A9	1 10*				
NAF RDT&E	CHINA LAKE	F3D 2T2	AR	2				
		F3D 2T2	A9	1				
		F4D 1	A9	1				
		F9F 6D	A9	4				
		FJ 3D2	A9	2				
		FJ 4B	A9	1				
		P2V 4	A9	1				
		JD 1D	A9	2				
		T 28BD	A9	2				
		Y/P2V 3W	A9	1				
		F9F 6K	A9	15				
		F6F 5K	A9	8 40*				
NASWF	KIRTLAND AFB	F3H 2	A9	2				
		F3H 2N	A9	1				
		A4D 2	A9	1				
		FJ 4B	D5	1				
		A3D 2	A9	1				
		AD 5	A9	1				
		P2V 5F	A9	1				
		F9F 8T	A9	1				
		Y/T2V 1	A9	1 12*				
NADC	JOHNSVILLE	F8U 1P	A9	1				
		F9F 8P	A9	1				
		F9F 8B	A9	1				
		S2F 1	A9	1				
		P2V 7	A9	2				
		P2V 5F	A9	1				
		WV 2	A9	1				
		R4D 8	A9	1				
		R4Y 1	AR	1				
		HSS 1N	A9	1				
		Y/A4D 2	A9	1				
		Y/HSS 1	A9	1				
		F9F 6K	A9	3				
		F6F 5K	A9	1 17*				
NATFSI	LAKEHURST	F8U 1	A9	1				
		F9F 8	A9	1				
		F3H 2M	A9	1				
		FJ 4	A9	2				
		F3D 2	A9	2				
		F4D 1	A9	1				
		A4D 1	A9	1				
		F9F 8B	A9	1				
		A3D 2	A9	1				
		A3D 1	A9	1				
		AD 5N	A9	2				
		Y/F8U 1	A9	1 15*				
NAS	LAKEHURST	ZS2G 1	A9	1				
		YZPG 3W	A9	2 3*				
NASA	LANGLEY FLD	F11F 1	U	1				
		TV 2	U	1 2*				
NASA	MOFFETT FLD	R4D 6	U	1 1*				
MINEDEFDEVU	PANAMA CITY	HSS 1	A9	2				
		Y/HSL 1	A9	1				
		Y/HR2S 1	A9	1 4*				
NAMC	PHILADELPHIA	F3D 2M	A9	1				
		A3D 1P	A9	1				
		AD 5N	A9	1				
		T2J 1	A9	1				
		Y/T 34B	A9	1 5*				

[redacted]

DECLASSIFIED

DECLASSIFIED

[redacted]

TOTAL PROGRAM & NON-PROGRAM AIRCRAFT

TABLE 2 LOCATION OF AIRCRAFT INVENTORY AND PLANNED OPERATING ASSIGNMENTS

BY COMMAND AND UNIT

RDT&E UNIT	LOCATION	MODEL	INVENTORY STATUS	INVENTORY NO ON BOARD	PLANNED OPT'G. ASSIGNMENTS 31 MAR 1960	30 JUN 1960	30 SEP 1960	31 DEC 1960
NATC RDT&E	PTXNT RIVER	F8U 2	A9	4				
		F8U 1	A9	1				
		F8U 1E	A9	1				
		F11F 1	A9	8				
		F9F 8	A9	1				
		F9F 6	A9	1				
		FJ 3	A9	4				
		F3H 2	A9	2				
		F3H 2	T	1				
		F3H 2N	A9	3				
		F4D 1	A9	7				
		A4D 2	A9	2				
		A4D 1	A9	1				
		FJ 4B	A9	3				
		F9F 8B	A9	2				
		A3J 1	T	1				
		A3D 2Q	A9	1				
		A3D 2	A9	1				
		AD 6	A9	1				
		AD 5	A9	1				
		WF 2	A9	1				
		AD 5W	A9	1				
		S2F 3	T	1				
		S2F 1	A9	1				
		P2V 5F	A9	3				
		P2V 4	A9	1				
		P5M 1	A9	1				
		WV 2	A9	2				
		R5D 3	A9	1				
		R4D 5	A9	1				
		R4Y 1	A9	1				
		TF 1	A9	1				
		T2V 1	A9	4				
		F9F 8T	A9	2				
		T 28B	A9	3				
		HSS 1	A9	1				
		HRS 3	A9	1				
		HUK 1	A9	1				
		HUP 2	A9	1				
		Y/F8U 1	A9	1				
		Y/F11F 1	A9	3				
		Y/FJ 4	A9	1				
		Y/F3H 2N	A9	1				
		Y/F3D 1	A9	1				
		Y/F4D 1	A9	5				
		Y/A4D 2	A9	3				
		Y/FJ 4B	A9	1				
		Y/WF 2	A9	1				
		Y/PBM5S2	A9	1				
		Y/T2J 1	A9	3				
		Y/HSS 1N	A9	1				
		YF8U 2	A9	4				
		YA4D 2N	A9	4				
		YA3D 2P	A9	2				
		YA3D 2Q	A9	2				
		YA3D 2T	A9	2				
		YWF 2	A9	4				
		YWV 2Q	A9	1				
		YT2J 1	A9	1				
		F9F 6K	A9	4				
				119*				
USNMC RDT&E	POINT MUGU	F3H 2	A9	2				
		F3H 2	T	2				
		F3D 2M	A9	1				
		A4D 1	A9	1				
		A3D 1	A9	1				
		AD 5	A9	1				
		P2V 6M	A9	1				
		R4Y 1	A9	1				
		Y/F4D 1	A9	1				
		Y/A4D 2	A9	1				
		Y/A3D 2	A9	1				
		Y/A3D 1	A9	1				
				14*				
MCAS AES 12	QUANTICO	T 34B	A9	1				
				1*				
NATU	QUONSET PNT	A4D 1	A9	1				
		S2F 1	A9	1				
		P2V 5F	A9	1				
		HSS 1	A9	1				
				4*				
INSMAT	SCHENECTADY	HSS 1	T	1				
				1*				

RDT&E UNIT	LOCATION	MODEL	INVENTORY STATUS	INVENTORY NO. ON BOARD	PLANNED OPT'G ASSIGNMENTS 31 MAR 1960	30 JUN 1960	30 SEP 1960	31 DEC 1960
NADU	SO WEYMOUTH	F3D 2T2	A9	1				
		F4D 1	A9	2				
		P2V 5F	A9	1				
		WV 2	A9	3				
		JD 1	A9	1				
		ZPG 2	A9	1				
		Y/F4D 1	A9	1				
				10*				
BUREAU OF NAVAL WEAPONS REPRESENTATIVES								
BWR RDT&E	BALTIMORE	F2H 2	T	1				
		F3D 2	T	1				
		R4D 6	T	1				
				3*				
BWR RDT&E	BETHPAGE	F11F 1	T	1				
		F11F 1F	T	1				
		A3D 1	T	1				
		WF 2	T	3				
		S2F 3	T	4				
		S2F 1	T	1				
		TF 1	T	2				
		F9F 8T	T	3				
				16*				
BWR RDT&E	BLOOMFIELD	HOK 1	T	1				
		HU2K 1	T	2				
		HTK 1	T	2				
		HTK 1	TR	1				
				6*				
BWR RDT&E	BUFFALO	F3D 1	T	1				
				1*				
BWR RDT&E	BURBANK	P2V 7	T	1				
		WV 2E	T	1				
				2*				
BWR RDT&E	COLUMBUS	FJ 4	T	1				
		F9F 8P	T	1				
		FJ 4B	T	1				
		A3J 1	T	7				
		AJ 1	T	1				
		T2J 1	T	2				
				13*				
BWR RDT&E	DALLAS	F8U 2	T	1				
		F8U 1	T	3				
		F3D 2M	T	1				
				5*				
BWR RDT&E	EST HARTFORD	HSS 2	T	5				
		HSS 1	T	6				
				11*				
BWR RDT&E	EL SEGUNDO	F4D 1	T	1				
		A4D 2	T	1				
		A4D 2N	T	3				
		A3D 2P	T	2				
		A3D 2Q	T	3				
		A3D 2	T	2				
		XA4D 1	T	1				
				13*				
BWR RDT&E	FORT WORTH	HUL 1	T	1				
		HTL 7	T	1				
				2*				
BWR RDT&E	MORTON	HUP 2	T	1				
		HUP 1	T	1				
				2*				
BWR RDT&E	ST LOUIS	F3H 2	T	1				
		F3H 2N	T	1				
		F4H 1	T	9				
				11*				
PROGRAM OPERATING				157	158	155	155	158
OPERATIONAL POOL				2				
TOTAL PROGRAM				159				
NON PROGRAM (INCLUDING DRONES)				90				
TOTAL INVENTORY				249				

[redacted]

DECLASSIFIED

TABLE 2 **LOCATION OF AIRCRAFT INVENTORY AND PLANNED OPERATING ASSIGNMENTS**

BY COMMAND AND UNIT

BUWEPS FR UNIT	LOCATION	MODEL	INVENTORY STATUS	INVENTORY NO. ON BOARD	PLANNED OPT'G. ASSIGNMENTS 31 MAR 1960	30 JUN 1960	30 SEP 1960	31 DEC 1960
OVERHAUL & REPAIR ACTIVITIES								
O&R BUWEPS FR	ALAMEDA	F8U 1	B	1				
		F11F 1	B1	1				
		F11F 1	D1	1				
		F11F 1	HP	1				
		F11F 1	Y	2				
		F9F 6	NX	1				
		FJ 4	D1	2				
		FJ 4	E1	6				
		FJ 4	E6	1				
		FJ 3	E1	2				
		FJ 3	E6	17				
		FJ 3	Y	2				
		FJ 3M	E1	2				
		FJ 3M	E6	6				
		F8U 1P	B	6				
		F9F 8P	NX	10				
		F9F 6D	NX	1				
		F9F 6D	Y	1				
		FJ 3D	B	4				
		FJ 3D	D1	1				
		FJ 3D	E1	5				
		FJ 3D	E6	1				
		A4D 2	B	1				
		A4D 2	D1	1				
		A4D 2	HO	1				
		A4D 2	H7	2				
		A4D 1	E5	2				
		A4D 1	E6	3				
		A4D 1	HP	1				
		A4D 1	H7	3				
		FJ 4B	D1	1				
		FJ 4B	E1	3				
		FJ 4B	E6	1				
		FJ 4B	G6	3				
		FJ 4B	G7	3				
		FJ 4B	HP	2				
		FJ 4B	H7	1				
		FJ 4B	Y	1				
		A3D 2	D1	1				
		A3D 2	E5	1				
		AD 7	B	1				
		AD 7	E1	8				
		AD 7	E6	1				
		AD 7	H7	1				
		AD 6	E1	49				
		AD 6	E6	11				
		AD 6	H7	1				
		AD 5	D1	2				
		AD 5	E6	2				
		AD 5N	E1	22				
		AD 5N	E6	1				
		AD 5N	H7	2				
		AD 5Q	H7	1				
		AD 5W	B	1				
		AD 5W	E1	5				
		AD 5W	E6	1				
		AD 5W	H7	1				
		AJ 2P	NX	1				
		AJ 2	S3	4				
		P2V 7	D1	1				
		P2V 7	D5	9				
		P2V 7	E5	6				
		P2V 7	H5	1				
		P2V 6	B	1				
		P2V 6	D5	2				
		P2V 6	E5	3				
		P2V 6M	E1	2				
		P2V 6M	E4	1				
		P2V 6M	E9	1				
		P2V 6TX	E9	1				
		P2V 6TX	NY	2				
		P2V 5F	B	1				
		P2V 5F	DE	1				
		P2V 5F	D5	14				
		P2V 5F	E5	9				
		P2V 5F	G6	1				
		P2V 5JF	E5	2				
		P2V 5FD	E5	1				
		P2V 5FDX	D5	1				
		QE 1	B	1				
		R4D 6	B	1				
		R4D 6	EJ	1				
		R4D 6	NX	1				
		R4D 5	EJ	1				
		UF 2	B	1				
		UF 1	EJ	1				
		UF 1	NX	2				
		JD 1	EJ	2				
		TV 2	NX	3				
		F9F 8T	B	2				
		TV 2D	NX	1				
		SNB 5	NX	2				
				292*				
O&R BUWEPS FR	CHERRY POINT	F3H 2M	E6	1				
		F3H 2M	MX	7				
		F3H 2M	OX	1				
		FJ 4	EJ	1				
		FJ 3	B	1				
		FJ 3	EE	4				
		FJ 3	E5	11				
		FJ 3M	E1	38				
		FJ 3M	E6	6				
		F2H 4	E1	6				
		F2H 4	E6	1				
		F2H 4	Q4	2				
		F2H 3	E1	5				
		F2H 3	P4	1				
		F2H 3	S4	1				
		F2H 3	WF	2				
		F3H 2	B	6				
		F3H 2	EE	1				
		F3H 2	E5	1				
		F3H 2	E6	1				
		F3H 2	G5	3				
		F3H 2X	DE	4				
		F3H 2N	DE	2				
		F3H 2N	E5	12				
		F3H 2N	E6	3				
		F9F 8P	NX	1				
		FJ 3D	E5	4				
		FJ 3D2	B	3				
		FJ 3D2	DE	3				
		FJ 3D2	E5	2				
		A4D 2	F6	1				
		OE 2	B	1				
		OE 2	D1	1				
		OE 2	E1	2				
		OE 1	E6	1				
		R4Q 2	B	2				
		R4Q 2	D3	6				
		R4Q 2	E3	1				
				150*				
O&R BUWEPS FR	JACKSONVILLE	FJ 3	NX	2				
		F2H 3	G7	1				
		F4D 1	B	5				
		F4D 1	D1	2				
		F4D 1	E1	1				
		F4D 1	E6	1				
		F4D 1	Y	1				
		A3D 2P	B	1				
		A3D 2Q	B	1				
		A3D 2T	B	1				
		A3D 2	B	1				
		A3D 2	G7	1				
		A3D 1	C	1				
		A3D 1	D1	2				
		A3D 1	HO	1				
		AD 6	NX	2				
		AJ 2P	NX	2				
		AJ 2P	OX	1				
		P2V 3B	NX	1				
		R4D 8	E6	1				
		R4D 6	B	1				
		TV 2	B	1				
		TV 2	E6	1				
		HSS 1	B	3				
		HSS 1	C	1				
		HSS 1	D1	9				
		HSS 1	E1	3				
		HOK 1	B1	8				
		HOK 1	D1	4				
		HOK 1	E1	3				
		HOK 1	E6	1				
		HOK 1	G6	1				
		HO4S 3	D1	4				
		HO4S 3	E1	1				
		HO4S 3	E6	1				
		HRS 3	B	2				
		HRS 3	E1	9				
		HUS 1	B	1				
		HUS 1	D1	5				
		HUS 1	E1	8				
		HUS 1	E6	1				
		HUS 1A	B	1				
		HUS 1A	D1	1				
		HUL 1	B	3				
		HUL 1	D1	1				
		HUL 1	E1	3				
		HUP 2	B	1				
		HUP 2	D1	5				
		HUP 2	E1	7				
		HTL 6	D1	2				
		HTL 6	E1	2				
		HTL 6	E6	1				
		HTL 6	NX	8				
		HTL 5	NX	1				
		HTL 4	RD	2				
				130*				

DECLASSIFIED

TOTAL PROGRAM & NON-PROGRAM AIRCRAFT

DECLASSIFIED

TABLE 2 LOCATION OF AIRCRAFT INVENTORY AND PLANNED OPERATING ASSIGNMENTS

BY COMMAND AND UNIT

BUWEPS FR UNIT	LOCATION	MODEL	INVENTORY STATUS	INVENTORY NO. ON BOARD	PLANNED OPT'G ASSIGNMENTS 31 MAR 1960	30 JUN 1960	30 SEP 1960	31 DEC 1960
06R BUWEPS FR	LAKEHURST	HUP 2	P4	1				
		ZS2G 1	MW	4				
		ZS2G 1	MX	1				
		ZS2G 1	MZ	4				
		ZSG 4	MX	3				
		ZSG 4	MY	2				
		ZPG 2	D1	1				
		ZPG 2	G7	1				
		ZPG 2	MX	1				
		ZPG 2	NX	1				
		ZPG 1	MY	1				
				20*				
06R BUWEPS FR	NORFOLK	F8U 2	D1	1				
		F8U 2	H9	1				
		F8U 1	E6	1				
		F8U 1E	D1	2				
		F11F 1	B	1				
		F11F 1	DA	2				
		F11F 1	D1	1				
		F11F 1	E6	1				
		F11F 1	G7	5				
		F11F 1	MY	1				
		F11F 1	Y	1				
		F9F 8	DA	1				
		F9F 8	MW	21				
		F9F 8	MX	4				
		F9F 8	NX	6				
		F9F 8	OX	1				
		F9F 7	MW	11				
		F8U 1P	D1	1				
		F8U 1P	H7	1				
		F9F 8P	MW	9				
		F9F 8P	MX	11				
		F9F 8P	NX	5				
		F9F 6D	H5	1				
		F9F 6D	NX	3				
		F9F 5KD	MW	2				
		F9F 8B	B	4				
		F9F 8B	DA	3				
		F9F 8B	D1	1				
		F9F 8B	E1	4				
		F9F 8B	E6	1				
		F9F 8B	G7	2				
		F9F 8B	MX	7				
		F9F 8B	WB	2				
		AD 6	WB	1				
		AD 4NA	R	2				
		P2V 5F	E6	1				
		P5M 1	EJ	2				
		R5D 3	B	1				
		R5D 3	D3	2				
		R5D 2	D3	2				
		R5D 2	E3	1				
		R5D 4R	D3	2				
		R5D 2Z	B	1				
		JD 1	D1	1				
		JD 1	E1	4				
		JD 1	MX	7				
		JD 1D	B	2				
		JD 1D	D1	2				
		JD 1D	E1	1				
		TV 2	G6	1				
		F9F 8T	C	4				
		F9F 8T	D1	4				
		F9F 8T	E6	1				
		F9F 8T	MX	1				
		SNB 5	F6	1				
		SNB 5	NX	1				
		HUP 3	MW	49				
		HTL 5	NX	1				
		HTL 5	S4	3				
		HTL 4	MW	2				
		F9F 6K2	H5	1				
		F9F 6K2X	D4	2				
		F9F 6K	B	4				
		F9F 6K	B3	8				
		F9F 6K	C	1				
		F9F 6K	G5	1				
		F9F 6K	M9	32				
		F9F 6KX	D4	12				
		F9F 6KX	E4	73				
		F9F 6KX	E9	6				
		F9F 6KX	MW	57				
		F9F 6KX	M9	1				
				416*				
06R BUWEPS FR	PENSACOLA	S2F 2	D5	8				
		S2F 2	EE	1				
		S2F 2	E5	2				
		S2F 1X	D5	1				
		S2F 1X	E5	9				
		S2F 1	B	1				
		S2F 1	D5	18				
		S2F 1	E5	34				
		S2F 1T	B	5				
		S2F 1T	E5	2				
		S2F 1TX	DE	1				
		S2F 1TX	D5	5				
		S2F 1TX	E5	12				
		TF 1	D5	4				
		TF 1	EE	2				
		UF 2	D1	4				
		UF 1	B	2				
		UF 1	D1	3				
		UF 1	E1	2				
		UF 1	I	1				
		T2J 1	B	4				
		T2V 1	B	3				
		T2V 1	DE	1				
		T2V 1	D5	2				
		SNB 5	B	2				
		SNB 5	DA	1				
		SNB 5	E1	2				
		SNB 5	E6	5				
		SNB 5P	E1	1				
		SNB 5P	E6	1				
		T 34B	B	4				
		T 34B	D1	14				
		T 34B	E1	20				
		T 34B	E6	1				
		T 34B	MW	175				
		T 28B	B	1				
		T 28B	DA	4				
		T 28B	D1	21				
		T 28B	E1	19				
		T 28B	E6	1				
		T 28C	B	3				
		T 28C	D1	26				
		T 28C	E1	17				
		SNJ 5	S4	1				
		T 28BD	D1	1				
		HO4S 3	EJ	1				
		HTL 6	B	1				
		HTL 6	F1	1				
				449*				
06R BUWEPS FR	QUONSET PNT	F3D 2T2	NX	2				
		A4D 2	B	1				
		A4D 2	D5	1				
		A4D 1	B	1				
		A4D 1	D1	1				
		A4D 1	D5	3				
		A4D 1	E5	1				
		AD 7	B	1				
		AD 7	D1	5				
		AD 6	B	3				
		AD 6	C	2				
		AD 6	DA	2				
		AD 6	D1	28				
		AD 6	E1	9				
		AD 6	E6	3				
		AD 5	B	6				
		AD 5	D1	23				
		AD 5	E1	9				
		AD 5N	E1	13				
		AD 5N	E6	4				
		AD 5N	NX	2				
		AD 5Q	B	1				
		AD 5Q	D1	3				
		AD 5Q	E1	8				
		AD 5Q	E6	1				
		AD 5W	B	2				
		AD 5W	D1	5				
		AD 5W	E1	7				
		AD 5W	E6	1				
		AD 5W	G6	1				
		P2V 5F	D1	1				
		UC 1	B	2				
		HUK 1	EN	1				
		XHO3S 2	P3	1				
				154*				

DECLASSIFIED

TABLE 2 LOCATION OF AIRCRAFT INVENTORY AND PLANNED OPERATING ASSIGNMENTS

BY COMMAND AND UNIT

BUWEPS FR UNIT	LOCATION	MODEL	INVENTORY STATUS	INVENTORY NO ON BOARD	PLANNED OPT'G. ASSIGNMENTS 31 MAR 1960	30 JUN 1960	30 SEP 1960	31 DEC 1960
O&R BUWEPS FR	SAN DIEGO	F8U 1	D1	3				
		F8U 1E	HO	1				
		F3H 2M	MY	3				
		F2H 4	MY	2				
		F2H 4	Y	2				
		F2H 3	E1	1				
		F2H 3	E6	3				
		F2H 3	HO	1				
		F2H 3	NX	1				
		F2H 3	Y	1				
		F3H 2	B	10				
		F3H 2	D1	1				
		F3H 2	Y	1				
		F3H 2X	DD	1				
		F3H 2X	D4	1				
		F3H 2X	E4	1				
		F3H 2X	E5	1				
		F3H 2X	G8	1				
		F3H 2X	H4	1				
		F3H 2N	E4	1				
		F3H 2N	H4	9				
		F3D 2	P3	1				
		F3D 2T2	E1	3				
		F3D 2T2	E6	1				
		F3D 2T2	P4	1				
		F3D 2T2	S4	2				
		F4D 1	DA	1				
		F4D 1	D1	5				
		F4D 1	D5	1				
		F4D 1	E5	1				
		F8U 1P	D1	2				
		F8U 1KD	NX	1				
		F9F 2KD	NX	1				
		F3D 2Q	D1	1				
		F3D 2Q	Y	1				
		F9F 8B	EN	1				
		AD 6	EJ	1				
		S2F 2	D5	3				
		S2F 1	D1	1				
		S2F 1	D5	2				
		S2F 1	E5	7				
		P5M 2	D1	1				
		P5M 1	D1	3				
		P5M 1	E1	4				
		P5M 1	G5	1				
		P5M 1	G7	2				
		P5M 1	MY	6				
		P5M 1	NX	8				
		JD 1	EJ	1				
		JD 1	OX	1				
		TV 2	B	2				
		TV 2	D1	1				
		TV 2	E1	27				
		TV 2	E6	6				
		TV 2	NX	1				
		TV 2D	E6	1				
		HSS 1	B	1				
		HSS 1	DA	2				
		HSS 1	D1	9				
		HSS 1	E1	2				
		HSS 1N	E6	1				
		HOK 1	B	1				
		HOK 1	EJ	1				
		HRS 3	B	1				
		HRS 3	DA	1				
		HRS 3	D1	6				
		HRS 3	E1	3				
		HRS 3	F6	3				
		HUS 1	B	1				
		HR2S 1	G6	1				
		HUP 2	D1	4				
		HUP 2	E1	1				
		HTL 4	S4	1				
		YF2Y 1	P3	1				
				188*				

BUREAU OF NAVAL WEAPONS REPRESENTATIVES

BUWEPS FR UNIT	LOCATION	MODEL	INVENTORY STATUS	INVENTORY NO ON BOARD	PLANNED OPT'G. ASSIGNMENTS 31 MAR 1960	30 JUN 1960	30 SEP 1960	31 DEC 1960
BWR FR	BALTIMORE	P5M 2	D1	25				
		WV 2Q	G4	6				
		R6D 1	D3	6				
		R4Y 1	D3	3				
				40*				
BWR FR	BETHPAGE	WF 2	C	1				
		WF 2	G5	3				
		WF 2	H5	4				
		WF 2	V	3				
		S2F 3	V	1				
		S2F 1	B	1				
		S2F 1	G5	1				
		S2F 1	V	1				
		UF 2	B	2				
		UF 2X	G4	7				
		F9F 8T	B	9				
		F9F 8T	C	1				
				34*				
BWRR FR	BLOOMFIELD	HU2K 1	V	1				
				1*				
BWR FR	BURBANK	P2V 7	C	3				
		P2V 7	G5	9				
		P2V 5F	G5	31				
		WV 4X	G5	2				
		T2V 1	G5	1				
				46*				
BWR FR	COLUMBUS	A3J 1	B	1				
		T2J 1	B	13				
		T2J 1	C	6				
		T2J 1	G5	11				
				31*				
BWR FR	DALLAS	F8U 2	B	1				
		F8U 1	B	10				
		F8U 1	D5	36				
		F8U 1P	B	1				
		F8U 1P	D5	2				
				50*				
BWR FR	EL SEGUNDO	F4D 1	G5	1				
		A4D 2	G5	1				
		A4D 2N	B	1				
		A4D 2N	V	44				
		A3D 2P	G5	2				
		A3D 2Q	B	1				
		A3D 2Q	G5	1				
		A3D 2Q	V	1				
		A3D 2	B	1				
		A3D 2	G5	3				
				56*				
BWR FR	EST HARTFORD	HSS 2	V	2				
		HSS 1N	R	5				
		HUS 1	V	11				
		HUS 1Z	V	1				
		HR2S 1	V	2				
				21*				
BWR FR	ONTARIO	WV 2Q	D9	1				
		R4D 8	D1	9				
		R4D 6	D1	3				
		R4D 5	B	1				
		R4D 5	D1	6				
		R4D 8Z	D1	1				
		R4D 6S	D1	1				
		R4D 5S	D1	1				
		R4D 7	D1	1				
				24*				
BWR FR	ST LOUIS	F3H 2	C	3				
		F4H 1	B	8				
				11*				

DECLASSIFIED

[redacted]

42

TOTAL PROGRAM & NON-PROGRAM AIRCRAFT

TABLE 2 LOCATION OF AIRCRAFT INVENTORY AND PLANNED OPERATING ASSIGNMENTS

BY COMMAND AND UNIT

BUWEPS FR UNIT	LOCATION	MODEL	INVENTORY STATUS	INVENTORY NO. ON BOARD	PLANNED OPT'G. ASSIGNMENTS 31 MAR 1960	30 JUN 1960	30 SEP 1960	31 DEC 1960
MISCELLANEOUS BUWEPS ACTIVITIES								
POOL BUWEPS FR	BRUNSWICK	ZS2G 1	MW	2				
		ZSG 4	MW	2				
				4*				
POOL BUWEPS FR	SO WEYMOUTH	F9F 6	Y	1				
		ZPG 2W	MX	1				
				2*				
ARGENTINA		F9F 2	U	4				
				4*				
ATOM ENER COMM		R4D 6R	U	1				
				1*				
BLATZ AIRLINES		R4D 6R	U	1				
				1*				
CAL AIR CHARTR		R4D 5R	U	1				
				1*				
CEN AIRLNE INC		R4D 6R	U	2				
		R4D 5R	U	1				
				3*				
DEPT OF AGRI		SNB 5	U	1				
		R4D 6S	U	1				
				2*				
DEPT OF INT		R4D 6Q	U	1				
				1*				
DEPT OF JUSTCE		R4D 5	U	2				
				2*				
FED AVN AGENCY		F9F 8P	U	2				
		R4D 5	U	1				
		R4D 6R	U	15				
		R4D 5R	U	1				
		R4D 6Z	U	3				
		R4D 5Z	U	1				
		F9F 8T	U	1				
		JRB 4	U	1				
		R4D 6Q	U	2				
		R4D 5Q	U	2				
		R4D 6S	U	10				
		HR2S 1	U	1				
				40*				
GEN ELEC CO		XF4D 1	U	1				
				1*				
LAKE CEN AIRLN		R4D 6R	U	1				
		R4D 5R	U	1				
				2*				
NO CEN AIRLNS		R4D 6R	U	2				
				2*				
OZARK AIR INC		R4D 5R	U	3				
				3*				
TRANS TEX AIRW		R4D 5R	U	2				
				2*				
U S ARMY		A4D 1	U	1				
		R4D 6Q	U	4				
		R4D 5Q	U	1				
		R4D 6S	U	1				
		R4D 5S	U	1				
				8*				
USAF		F8U 1D	U	1				
		TV 2D	U	1				
		TV 2KD	U	1				
				3*				
U S CG		R5D 4R	U	1				
				1*				
STORAGE FACILITIES								
STORAGE FACLTY	LITCHFLD PRK	F8U 1	MX	2				
		F11F 1	MX	9				
		F9F 8	MX	85				
		F9F 7	MX	35				
		F9F 6	MX	157				
		F9F 6	P4	1				
		F3H 2M	MX	39				
		F3H 2M	MY	2				
		FJ 3	MX	67				
		FJ 3M	MX	10				
		F2H 4	MX	3				
		F2H 4	P4	7				
		F2H 4	WB	7				
		F2H 3	MX	18				
		F2H 3	P4	1				
		F2H 3	S4	3				
		F2H 3	WB	6				
		F3H 2N	MX	5				
		F3D 2T2	MX	9				
		F3D 2T2	P4	12				
		F4D 1	MX	11				
		F8U 1P	MX	6				
		F9F 8P	MX	42				
		F9F 6D	MX	8				
		F9F 5KD	MX	2				
		F9F 2KD	MX	1				
		F9F 8B	MX	42				
		F9F 8B	P4	4				
		F9F 8B	WB	3				
		AD 6	MX	94				
		AD 6	MY	4				
		AD 6	P4	1				
		AD 6	WB	20				
		AD 5	G5	1				
		AD 5	MX	14				
		AD 5	P4	6				
		AD 5	WB	1				
		AD 4NA	R	98				
		AD 5N	MX	21				
		AD 5N	P4	2				
		AD 5Q	MX	1				
		AD 5W	MX	72				
		AD 5W	MY	2				
		AJ 2P	MX	3				
		AJ 2P	P4	2				
		P2V 6	MX	3				
		P2V 6F	MX	1				
		P2V 6M	MX	5				
		P2V 4	MX	17				
		P2V 3B	MX	10				
		P2V 3W	MX	5				
		WV 2	MX	8				
		R4Q 1	MX	32				
		R4Q 1	MY	1				
		R4D 8	MX	2				
		R4D 6	MX	6				
		R4D 5	MX	6				
		R4D 6R	MX	3				
		R4D 5R	MX	7				
		R4D 6Z	MX	3				
		UF 1	MX	9				
		JD 1	MX	23				
		JD 1	P4	1				
		JD 1X	EM	1				
		JD 1X	MX	10				
		JD 1D	MX	3				
		JD 1D	P4	1				
		TV 2	MX	238				
		TV 2	P4	11				
		TV 2	S4	3				
		TV 2D	MX	3				
		TV 2KD	MX	6				
		TV 2KD	P4	1				
		JRB 6	MX	47				
		JRB 6	P4	3				
		JRB 6	S4	3				
		SNB 5	MX	198				
		SNB 5	MY	15				
		SNB 5	P4	1				
		SNB 5	S4	2				
		SNB 5P	MX	8				
		T 34B	MX	1				
		T 28B	MX	12				
		T 28C	MX	65				
		R4D 6Q	WB	1				
		R4D 5Q	MX	1				
		R4D 5Q	WB	1				
		R4D 6S	MX	5				
		R4D 5S	MX	9				
		HO4S 3	MX	1				
		F9F 6K	C	2				
		F9F 6K	MY	28				
		P4Y 2K	MY	11				
				1772*				
				3968				
NON OPERATIONAL SUPPORT				1471				
RESERVE STOCK				1944				
TOTAL PROGRAM				3415				
NON PROGRAM (INCLUDING DRONES)				239				
TOTAL INVENTORY				3654				

[redacted]

DECLASSIFIED

CONFIDENTIAL

TABLE 3 PROGRAM AIRCRAFT

PROGRAM INVENTORY BY STATUS AND PLANNED OPERATING ASSIGNMENTS

BY COMMAND, CLASS AND MODEL

CLASS AND MODEL	COMMAND	TOTAL	BUWEPS FR		OPERATING COMMANDS				PLANNED ASSIGNMENTS			
					OPERATIONAL POOL							
						NOT READY FOR ISSUE						
			NON OPERATIONAL SUPPORT	RESERVE STOCK	READY FOR ISSUE	UNDG. PAR AIRLINE & PROG. MAINT.	OTHER	ON BOARD OPERATING INV.	31 MAR 1960	30 JUN 1960	30 SEP 1960	31 DEC 1960
	LANT	2139			136	8	120	1875	1890	1872	1842	1850
	PAC	2578			147	14	236	2181	2322	2271	2259	2223
	NABS	554				1	4	549	502	500	501	502
	NATRA	1601			26		49	1526	1453	1276	1256	1236
	NART	811			13		22	776	784	778	760	722
	RDT&E	159					2	157	158	155	155	158
	BUWEPS	3415	1471	1944								
		11257	1471	1944	322	23	433	7064	7109	6852	6773	6691
FIGHTER JET	LANT	525			55		51	419	417	411	410	410
	PAC	766			87		116	563	645	619	619	620
	NABS	10						10	7	7	7	7
	NATRA	127					14	113	150	131	131	131
	NART	191			9		4	178	158	166	150	112
	RDT&E	64						64	61	61	61	61
	BUWEPS	949	331	618								
		2632	331	618	151		185	1347	1438	1395	1378	1341
ATTACK JET	LANT	401			14		31	356	365	366	370	361
	PAC	502			12	1	72	417	467	470	469	467
	NABS	1					1					
	NATRA	152			18		1	133	132	116	116	116
	NART	74			2		1	71	66	58	50	50
	RDT&E	24					1	23	21	20	20	23
	BUWEPS	170	121	4.								
		1324	121	49	46	1	107	1000	1051	1030	1025	1017
ATTACK PROP	LANT	178			12		12	154	156	154	154	154
	PAC	207			4		8	195	206	201	193	190
	NABS	20						20	14	14	14	14
	NATRA	48			4		2	42	31	30	30	30
	NART	71			1		1	69	70	70	70	70
	RDT&E	10						10	12	12	13	13
	BUWEPS	472	253	219								
		1006	253	219	21		23	490	489	481	474	471
ANTI SUBMARINE	LANT	138			5		5	128	125	125	123	123
	PAC	94			10	1	1	82	82	80	80	80
	NABS	2						2	2	2	2	2
	NATRA	86						86	77	77	77	77
	NART	177					6	171	174	174	168	168
	RDT&E	3						3	4	5	4	4
	BUWEPS	116	116									
		616	116		15	1	12	472	464	463	454	454
PATROL	LANT	209			1		5	203	190	183	179	179
	PAC	197			6	1	6	184	187	176	174	170
	NABS	1						1				
	NATRA	22						22	16			
	NART	104			1		5	98	100	97	96	96
	RDT&E	14						14	13	13	13	13
	BUWEPS	199	141	58								
		746	141	58	8	1	16	522	506	469	462	458
WARNING	LANT	56			5	8	2	41	47	47	40	40
	PAC	52				5		47	44	46	46	37
	NABS	3				1		2	3	3	3	3
	NATRA	6						6	4	4	4	4
	RDT&E	6						6	6	6	6	6
	BUWEPS	17	9	8								
		140	9	8	5	14	2	102	104	106	99	90
OBSERVATION	LANT	14			2			12	12	12	12	12
	PAC	28			1		2	25	24	24	24	24
	BUWEPS	6	6									
		48	6		3		2	37	36	36	36	36
TRANSPORT	LANT	146			3		5	138	142	140	132	134
	PAC	135				6	4	125	126	128	128	128
	NABS	86						86	84	84	88	88
	NATRA	17						17	18	23	23	24
	NART	58					4	54	59	56	57	57
	RDT&E	9						9	16	13	13	13
	BUWEPS	119	58	61								
		570	58	61	3	6	13	429	445	444	441	444
UTILITY	LANT	31						31	32	31	30	30
	PAC	46			2		4	40	39	38	38	37
	NABS	18						18	17	17	15	15
	NATRA	2						2	2	2	2	2
	RDT&E	3						3	4	4	4	4
	BUWEPS	94	39	55								
		194	39	55	2		4	94	94	92	89	88

CONFIDENTIAL

[redacted]

DECLASSIFIED

TABLE 3

PROGRAM AIRCRAFT

PROGRAM INVENTORY BY STATUS AND PLANNED OPERATING ASSIGNMENTS

BY COMMAND, CLASS AND MODEL

CLASS AND MODEL	COMMAND	TOTAL	BUWEPS FR: NON OPERATIONAL SUPPORT	BUWEPS FR: RESERVE STOCK	OPERATING COMMANDS: OPERATIONAL POOL: READY FOR ISSUE	OPERATING COMMANDS: OPERATIONAL POOL: NOT READY FOR ISSUE: UNDG. PAR AIRLINE & PROG. MAINT.	OPERATING COMMANDS: OPERATIONAL POOL: NOT READY FOR ISSUE: OTHER	OPERATING COMMANDS: ON BOARD OPERATING INV.	PLANNED ASSIGNMENTS: 31 MAR 1960	PLANNED ASSIGNMENTS: 30 JUN 1960	PLANNED ASSIGNMENTS: 30 SEP 1960	PLANNED ASSIGNMENTS: 31 DEC 1960
TRAINING JET	LANT	105			13		8	84	90	92	92	92
	PAC	171			18		1	152	152	144	139	133
	NABS	77					3	74	80	86	86	86
	NATRA	295					15	280	259	189	184	163
	NART	46						46	55	55	61	61
	RDT&E	10					1	9	4	5	5	5
	BUWEPS	355	102	253								
		1059	102	253	31		28	645	640	571	567	540
TRAINING PROP	LANT	66			12			54	59	55	42	42
	PAC	85			2		2	81	67	60	53	53
	NABS	269						269	230	224	223	223
	NATRA	763			4		17	742	677	617	604	604
	NART	46						46	48	48	48	48
	RDT&E	6						6	9	9	9	9
	BUWEPS	686	147	539								
		1921	147	539	18		19	1198	1090	1013	979	979
ROTARY WING	LANT	260			13		1	246	247	248	250	265
	PAC	295			5		20	270	283	285	296	283
	NABS	67						67	65	63	63	64
	NATRA	83						83	87	87	85	85
	NART	44					1	43	54	54	60	60
	RDT&E	8						8	4	4	4	4
	BUWEPS	208	146	62								
		965	146	62	18		22	717	740	741	758	761
AIRSHIPS	LANT	10			1			9	8	8	8	8
	RDT&E	2						2	4	3	3	3
	BUWEPS	24	2	22								
		36	2	22	1			11	12	11	11	11
		11257	1471	1944	322	23	433	7064	7109	6852	6773	6691
FIGHTER JET												
VF DAY	LANT	263			21		26	216	213	213	209	209
	PAC	347			62		58	227	270	256	254	248
	NATRA	79					14	65	117	112	112	122
	NART	137			9		4	124	114	122	118	102
	RDT&E	25						25	28	27	25	25
	BUWEPS	639	175	464								
		1490	175	464	92		102	657	742	730	718	706
VF AW	LANT	202			31		21	150	154	152	155	155
	PAC	305			16		55	234	279	269	271	277
	NATRA	42						42	24	10	10	
	NART	51						51	44	44	32	10
	RDT&E	31						31	28	29	31	31
	BUWEPS	167	116	51								
		798	116	51	47		76	508	529	504	499	473
VF P	LANT	43			3		4	36	37	33	33	33
	PAC	61			9		2	50	50	50	50	50
	NABS	1						1	1	1	1	1
	NATRA	6						6	9	9	9	9
	NART	3						3				
	RDT&E	2						2	2	2	2	2
	BUWEPS	97	13	84								
		213	13	84	12		6	98	99	95	95	95
VF D	LANT	8						8	7	7	7	7
	PAC	26						26	24	24	24	26
	NABS	9						9	6	6	6	6
	RDT&E	6						6	3	3	3	3
	BUWEPS	37	25	12								
		86	25	12				49	40	40	40	42
VF KD	PAC	9						9	6	6	6	5
	BUWEPS	7		7								
		16		7				9	6	6	6	5
VF Q	LANT	9						9	6	6	6	6
	PAC	18					1	17	16	14	14	14
	BUWEPS	2	2									
		29	2				1	26	22	20	20	20
		2632	331	618	151		185	1347	1438	1395	1378	1341

[redacted]

DECLASSIFIED

CONFIDENTIAL

TABLE 3 PROGRAM AIRCRAFT

PROGRAM INVENTORY BY STATUS AND PLANNED OPERATING ASSIGNMENTS

BY COMMAND, CLASS AND MODEL

CLASS AND MODEL	COMMAND	TOTAL	BUWEPS FR: NON OPERATIONAL SUPPORT	BUWEPS FR: RESERVE STOCK	OPERATING COMMANDS: OPERATIONAL POOL: READY FOR ISSUE	OPERATING COMMANDS: OPERATIONAL POOL: NOT READY FOR ISSUE: UNDG. PAR AIRLINE & PROG. MAINT.	OPERATING COMMANDS: OPERATIONAL POOL: NOT READY FOR ISSUE: OTHER	OPERATING COMMANDS: ON BOARD OPERATING INV.	PLANNED ASSIGNMENTS: 31 MAR 1960	PLANNED ASSIGNMENTS: 30 JUN 1960	PLANNED ASSIGNMENTS: 30 SEP 1960	PLANNED ASSIGNMENTS: 31 DEC 1960
ATTACK JET												
VA DAY	LANT	320			14		23	283	280	280	280	280
	PAC	428			12	1	60	355	404	397	395	388
	NATRA	152			18		1	133	132	116	116	116
	NART	74			2		1	71	66	58	50	50
	RDT&E	17					1	16	18	17	17	17
	BUWEPS	149	100	49								
		1140	100	49	46	1	86	858	900	868	858	851
VA AW	LANT											3
	PAC									1	1	1
	RDT&E											1
	BUWEPS	1	1									
		1	1							1	1	5
VA P	LANT	7						7	10	10	10	10
	PAC	9						9	7	10	10	10
	RDT&E	1						1				
	BUWEPS	3	3									
		20	3					17	17	20	20	20
VA Q	LANT	3						3	8	9	9	9
	PAC	1						1	3	8	9	9
	RDT&E	1						1				
	BUWEPS	4	4									
		9	4					5	11	17	18	18
VA HT	LANT								4	4	4	4
	PAC	1						1	2	4	4	4
	BUWEPS	1	1									
		2	1					1	6	8	8	8
VA H	LANT	71					8	63	63	63	67	55
	PAC	63					12	51	51	50	50	55
	NABS	1					1					
	RDT&E	5						5	3	3	3	5
	BUWEPS	12	12									
		152	12				21	119	117	116	120	115
		1324	121	49	46	1	107	1000	1051	1030	1025	1017
ATTACK PROP												
VA DAY	LANT	113			8		4	101	98	96	96	96
	PAC	143			3		6	134	132	129	124	123
	NABS	18						18	12	12	12	12
	NATRA	37					2	35	28	27	27	27
	NART	49					1	48	59	59	59	59
	RDT&E	4						4	5	5	6	6
	BUWEPS	276	162	114								
		640	162	114	11		13	340	334	328	324	323
VA AW	LANT	17			4			13	14	14	14	14
	PAC	21					1	20	18	18	18	18
	NABS	2						2	2	2	2	2
	NATRA	11			4			7	3	3	3	3
	NART	22			1			21	11	11	11	11
	RDT&E	4						4	3	3	3	3
	BUWEPS	80	56	24								
		157	56	24	9		1	67	51	51	51	51
VA W	LANT	44					8	36	44	44	44	44
	PAC	34			1		1	32	47	52	51	49
	RDT&E	2						2	4	4	4	4
	BUWEPS	109	35	74								
		189	35	74	1		9	70	95	100	99	97
VA P	LANT	1						1				
	PAC	5						5	5	2		
	BUWEPS	7		7								
		13		7				6	5	2		
VA Q	LANT	3						3				
	PAC	4						4	4			
		7						7	4			
		1006	253	219	21		23	490	489	481	474	471

CONFIDENTIAL

DECLASSIFIED

CONFIDENTIAL

TABLE 3

PROGRAM AIRCRAFT

PROGRAM INVENTORY BY STATUS AND PLANNED OPERATING ASSIGNMENTS

BY COMMAND, CLASS AND MODEL

CLASS AND MODEL	COMMAND	TOTAL	BUWEPS FR: NON OPERATIONAL SUPPORT	BUWEPS FR: RESERVE STOCK	OPERATING COMMANDS: OPERATIONAL POOL: READY FOR ISSUE	OPERATING COMMANDS: OPERATIONAL POOL: NOT READY FOR ISSUE: UNDG. PAR AIRLINE & PROG. MAINT.	OPERATING COMMANDS: OPERATIONAL POOL: NOT READY FOR ISSUE: OTHER	OPERATING COMMANDS: ON BOARD OPERATING INV.	PLANNED ASSIGNMENTS: 31 MAR 1960	PLANNED ASSIGNMENTS: 30 JUN 1960	PLANNED ASSIGNMENTS: 30 SEP 1960	PLANNED ASSIGNMENTS: 31 DEC 1960
ANTI SUBMARINE												
VS	LANT	138			5		5	128	125	125	123	123
	PAC	94			10	1	1	82	82	80	80	80
	NABS	2						2	2	2	2	2
	NATRA	86						86	77	77	77	77
	NART	177					6	171	174	174	168	168
	RDT&E	3						3	4	5	4	4
	BUWEPS	116	116									
		616	116		15	1	12	472	464	463	454	454
		616	116		15	1	12	472	464	463	454	454
PATROL												
VP L	LANT	156			1		5	150	138	135	135	135
	PAC	118			3	1	1	113	113	110	110	108
	NATRA	22						22	16			
	NART	104			1		5	98	100	97	96	96
	RDT&E	13						13	12	12	12	12
	BUWEPS	145	101	44								
		558	101	44	5	1	11	396	379	354	353	351
VP LD	LANT	1						1	2	2	2	2
	PAC	2						2	2	2	2	2
	NABS	1						1				
	RDT&E								1	1	1	1
	BUWEPS	2	2									
		6	2					4	5	5	5	5
VP S	LANT	52						52	50	46	42	42
	PAC	77			3		5	69	72	64	62	60
	RDT&E	1						1				
	BUWEPS	52	38	14								
		182	38	14	3		5	122	122	110	104	102
		746	141	58	8	1	16	522	506	469	462	458
WARNING												
VW WEA	LANT	7			2			5	6	6	6	6
		7			2			5	6	6	6	6
VW AEW	LANT	49			3	8	2	36	37	37	30	30
	PAC	52				5		47	43	43	43	34
	NABS	3				1		2	3	3	3	3
	NATRA	6						6	4	4	4	4
	RDT&E	6						6	6	6	6	6
	BUWEPS	10	2	8								
		126	2	8	3	14	2	97	93	93	86	77
VW Q	LANT								4	4	4	4
	PAC								1	3	3	3
	BUWEPS	7	7									
		7	7						5	7	7	7
		140	9	8	5	14	2	102	104	106	99	90
OBSERVATION												
VO	LANT	14			2			12	12	12	12	12
	PAC	28			1		2	25	24	24	24	24
	BUWEPS	6	6									
		48	6		3		2	37	36	36	36	36
		48	6		3		2	37	36	36	36	36
TRANSPORT												
VR H	LANT	31			2		3	26	26	26	26	28
	PAC	58				4	2	52	57	58	58	58
	NABS	14						14	13	13	14	14
	NATRA	5						5	5	5	5	5
	NART	39					4	35	40	39	40	40
	RDT&E	2						2	3	3	3	3
	BUWEPS	15	15									
		164	15		2	4	9	134	144	144	146	148

CONFIDENTIAL

DECLASSIFIED

CONFIDENTIAL

TABLE 3

PROGRAM AIRCRAFT

PROGRAM INVENTORY BY STATUS AND PLANNED OPERATING ASSIGNMENTS

BY COMMAND, CLASS AND MODEL

CLASS AND MODEL	COMMAND	TOTAL	BUWEPS FR: NON OPERATIONAL SUPPORT	BUWEPS FR: RESERVE STOCK	OPERATING COMMANDS: OPERATIONAL POOL: READY FOR ISSUE	OPERATING COMMANDS: OPERATIONAL POOL: NOT READY FOR ISSUE: UNDG. PAR AIRLINE & PROG. MAINT.	OPERATING COMMANDS: OPERATIONAL POOL: NOT READY FOR ISSUE: OTHER	OPERATING COMMANDS: ON BOARD OPERATING INV	PLANNED ASSIGNMENTS: 31 MAR 1960	PLANNED ASSIGNMENTS: 30 JUN 1960	PLANNED ASSIGNMENTS: 30 SEP 1960	PLANNED ASSIGNMENTS: 31 DEC 1960
VR M	LANT	89			1			88	93	91	88	88
	PAC	46				2		44	45	46	46	46
	NABS	59						59	56	56	59	59
	NATRA	12						12	13	18	18	19
	NART	18						18	19	17	17	17
	RDT&E	6						6	12	8	8	8
	BUWEPS	98	37	61								
		328	37	61	1	2		227	238	236	236	237
VR C	LANT	26					2	24	23	23	18	18
	PAC	31					2	29	24	24	24	24
	NABS	13						13	15	15	15	15
	NART	1						1				
	RDT&E	1						1	1	2	2	2
	BUWEPS	6	6									
		78	6				4	68	63	64	59	59
		570	58	61	3	6	13	429	445	444	441	444
UTILITY												
VU SAR	LANT	20						20	21	20	19	19
	PAC	24					3	21	22	21	21	20
	NABS	17						17	17	17	15	15
	NATRA	2						2	2	2	2	2
	BUWEPS	36	25	11								
		99	25	11			3	60	62	60	57	56
VU TOW	LANT	10						10	11	11	11	11
	PAC	19			2		1	16	14	14	14	14
	RDT&E	1						1	1	1	1	1
	BUWEPS	50	9	41								
		80	9	41	2		1	27	26	26	26	26
VU T&D	LANT	1						1				
	PAC	3						3	3	3	3	3
	NABS	1						1				
	RDT&E	2						2	3	3	3	3
	BUWEPS	8	5	3								
		15	5	3				7	6	6	6	6
		194	39	55	2		4	94	94	92	89	88
TRAINING JET												
VT	LANT	105			13		8	84	90	92	92	92
	PAC	163			18		1	144	146	138	133	127
	NABS	74					3	71	80	86	86	86
	NATRA	295					15	280	259	189	184	163
	NART	46						46	55	55	61	61
	RDT&E	10					1	9	4	5	5	5
	BUWEPS	344	101	243								
		1037	101	243	31		28	634	634	565	561	534
VT D	PAC	8						8	6	6	6	6
	NABS	2						2				
	BUWEPS	5	1	4								
		15	1	4				10	6	6	6	6
VT KD	NABS	1						1				
	BUWEPS	6		6								
		7		6				1				
		1059	102	253	31		28	645	640	571	567	540
TRAINING PROP												
VT ME	LANT	50			8			42	42	38	26	26
	PAC	65			2		2	61	49	43	37	37
	NABS	212						212	187	181	180	180
	NATRA	130			4		4	122	112	96	96	96
	NART	42						42	42	42	42	42
	RDT&E								1	1	1	1
	BUWEPS	273	10	263								
		772	10	263	14		6	479	433	401	382	382

CONFIDENTIAL

[redacted]

DECLASSIFIED

TABLE 3

PROGRAM AIRCRAFT

PROGRAM INVENTORY BY STATUS AND PLANNED OPERATING ASSIGNMENTS

BY COMMAND, CLASS AND MODEL

CLASS AND MODEL	COMMAND	TOTAL	BUWEPS FR: NON OPERATIONAL SUPPORT	BUWEPS FR: RESERVE STOCK	OPERATING COMMANDS: OPERATIONAL POOL: READY FOR ISSUE	OPERATING COMMANDS: OPERATIONAL POOL: NOT READY FOR ISSUE: UNDG. PAR AIRLINE & PROG. MAINT.	OPERATING COMMANDS: OPERATIONAL POOL: NOT READY FOR ISSUE: OTHER	OPERATING COMMANDS: ON BOARD OPERATING INV	PLANNED ASSIGNMENTS: 31 MAR 1960	PLANNED ASSIGNMENTS: 30 JUN 1960	PLANNED ASSIGNMENTS: 30 SEP 1960	PLANNED ASSIGNMENTS: 31 DEC 1960
VT MEP	PAC	8						8	6	5	4	4
	NABS	8						8	7	7	7	7
	NATRA	9						9	9	9	9	9
	NART	4						4	4	4	4	4
	BUWEPS	10	2	8								
		39	2	8				29	26	25	24	24
VT SE	LANT	14			4			10	15	15	14	14
	PAC	10						10	10	10	10	10
	NABS	46						46	36	36	36	36
	NATRA	619					13	606	552	508	495	495
	RDT&E	4						4	4	4	4	4
	BUWEPS	384	131	253								
		1077	131	253	4		13	676	617	573	559	559
VT E	NART								2	2	2	2
	BUWEPS	17	2	15								
		17	2	15					2	2	2	2
VT NAV	NATRA	5						5	4	4	4	4
	BUWEPS	1	1									
		6	1					5	4	4	4	4
VT D	LANT	2						2	2	2	2	2
	PAC	2						2	2	2	2	2
	NABS	3						3				
	RDT&E	2						2	4	4	4	4
	BUWEPS	1	1									
		10	1					9	8	8	8	8
		1921	147	539	18		19	1198	1090	1013	979	979
ROTARY WING												
HS	LANT	87			2			85	83	83	88	92
	PAC	56						56	54	52	55	60
	NART	27					1	26	27	27	27	27
	RDT&E	5						5				
	BUWEPS	33	33									
		208	33		2		1	172	164	162	170	179
HO	LANT	12						12	14	14	14	14
	PAC	27			1		3	23	27	27	27	27
	NABS	12						12	10	10	10	10
	NATRA	20						20	20	22	22	22
	BUWEPS	27	26	1								
		98	26	1	1		3	67	71	73	73	73
HR L	LANT	90			9		1	80	80	80	80	86
	PAC	127			3		9	115	126	130	138	122
	NABS	31						31	33	31	31	31
	NATRA	10						10	9	9	9	9
	RDT&E	1						1	1	1	1	1
	BUWEPS	48	48									
		307	48		12		10	237	249	251	259	249
HR M	LANT	16						16	16	16	14	13
	PAC	18					1	17	17	17	17	14
	NABS	2						2	2	2	2	2
	BUWEPS	3	3									
		39	3				1	35	35	35	33	29
HU	LANT	50			2			48	49	47	46	52
	PAC	62			1		7	54	55	54	53	54
	NABS	22						22	20	20	20	21
	NATRA	16						16	21	21	19	19
	NART	16						16	27	27	33	33
	RDT&E	2						2	3	3	3	3
	BUWEPS	78	29	49								
		246	29	49	3		7	158	175	172	174	182
HT	LANT	5						5	5	8	8	8
	PAC	5						5	4	5	6	6
	NATRA	37						37	37	35	35	35
	NART	1						1				
	BUWEPS	19	7	12								
		67	7	12				48	46	48	49	49
		965	146	62	18		22	717	740	741	758	761

[redacted]

DECLASSIFIED

[redacted]

TABLE 3 PROGRAM AIRCRAFT

PROGRAM INVENTORY BY STATUS AND PLANNED OPERATING ASSIGNMENTS

BY COMMAND, CLASS AND MODEL

CLASS AND MODEL	COMMAND	TOTAL	BUWEPS FR		OPERATING COMMANDS				PLANNED ASSIGNMENTS			
					OPERATIONAL POOL							
						NOT READY FOR ISSUE						
			NON OPERATIONAL SUPPORT	RESERVE STOCK	READY FOR ISSUE	UNDG. PAR AIRLINE & PROG. MAINT.	OTHER	ON BOARD OPERATING INV.	31 MAR 1960	30 JUN 1960	30 SEP 1960	31 DEC 1960
AIRSHIPS												
ZP	LANT	5			1			4	4	4	4	4
	RDT&E	2						2	3	3	3	3
	BUWEPS	23	2	21								
		30	2	21	1			6	7	7	7	7
ZW	LANT	5						5	4	4	4	4
	RDT&E								1			
	BUWEPS	1		1								
		6		1				5	5	4	4	4
		36	2	22	1			11	12	11	11	11
FIGHTER JET												
VF DAY												
* F8U 2	LANT	54			3		1	50	55	55	55	55
	PAC	49			2			47	38	56	74	74
	RDT&E	4						4	6	6	6	6
	BUWEPS	3	3									
		110	3		5		1	101	99	117	135	135
* F8U 1	LANT	87			10		12	65	113	113	109	109
	PAC	101			11		12	78	156	144	148	142
	RDT&E	2						2	6	6	6	6
	BUWEPS	53	51	2								
		243	51	2	21		24	145	275	263	263	257
* F8U 1E	LANT	43			1		8	34				
	PAC	67			3		7	57				
	RDT&E	1						1				
	BUWEPS	3	3									
		114	3		4		15	92				
* F11F 1	LANT	22					4	18	18	18	18	18
	PAC	37					10	27	28	28	14	14
	NATRA	64					13	51	70	80	80	80
	RDT&E	8						8	5	5	5	5
	BUWEPS	26	16	10								
		157	16	10			27	104	121	131	117	117
F9F 8	NATRA	15					1	14	29			
	NART	26			9			17	16	20	16	16
	RDT&E	2						2	3	2	2	2
	BUWEPS	118	1	117								
		161	1	117	9		1	33	48	22	18	18
F9F 7	BUWEPS	46		46								
		46		46								
F9F 6	NART	15						15				
	RDT&E	1						1				
	BUWEPS	159	1	158								
		175	1	158				16				
F3H 2M	PAC	7			5		2		6			
	RDT&E	1						1	1	1		
	BUWEPS	53	1	52								
		61	1	52	5		2	1	7	1		
FJ 4	PAC	86			41		27	18	42	28	18	18
	NATRA								18	32	32	42
	NART	13						13	18	18	18	18
	RDT&E	2						2	3	3	2	2
	BUWEPS	10	10									
		111	10		41		27	33	81	81	70	80
FJ 3	LANT	25						25	21	21	21	21
	NART	53					4	49	50	42	42	32
	RDT&E	4						4	4	4	4	4
	BUWEPS	106	37	69								
		188	37	69			4	78	75	67	67	57
FJ 3M	LANT	32			7		1	24	6	6	6	6
	NART	30						30	30	42	42	36
	BUWEPS	62	52	10								
		124	52	10	7		1	54	36	48	48	42
		1490	175	464	92		102	657	742	730	718	706

* COMBAT FIRST LINE MODELS

[redacted]

DECLASSIFIED

TABLE 3

PROGRAM AIRCRAFT

PROGRAM INVENTORY BY STATUS AND PLANNED OPERATING ASSIGNMENTS

BY COMMAND, CLASS AND MODEL

CLASS AND MODEL	COMMAND	TOTAL	BUWEPS FR: NON OPERATIONAL SUPPORT	BUWEPS FR: RESERVE STOCK	OPERATING COMMANDS: OPERATIONAL POOL: READY FOR ISSUE	OPERATING COMMANDS: OPERATIONAL POOL: NOT READY FOR ISSUE: UNDG. PAR AIRLINE & PROG. MAINT.	OPERATING COMMANDS: OPERATIONAL POOL: NOT READY FOR ISSUE: OTHER	OPERATING COMMANDS: ON BOARD OPERATING INV.	PLANNED ASSIGNMENTS: 31 MAR 1960	PLANNED ASSIGNMENTS: 30 JUN 1960	PLANNED ASSIGNMENTS: 30 SEP 1960	PLANNED ASSIGNMENTS: 31 DEC 1960
VF AW												
F8U 2N	LANT										4	7
	PAC											5
	RDT&E										4	4
											8	16
F2H 4	NART	40						40	32	32	20	10
	BUWEPS	14	9	5								
		54	9	5				40	32	32	20	10
F2H 3	NATRA	42						42	24	10	10	
	NART	11						11	12	12	12	
	BUWEPS	31	12	19								
		84	12	19				53	36	22	22	
* F3H 2	LANT	76			13		9	54	53	53	53	53
	PAC	147			7		26	114	145	145	145	140
	RDT&E	6						6	10	13	13	13
	BUWEPS	27	27									
		256	27		20		35	174	208	211	211	206
* F3H 2X	BUWEPS	10	10									
		10	10									
* F3H 2N	PAC	2						2				
	RDT&E	4						4	8	4		
	BUWEPS	32	27	5								
		38	27	5				6	8	4		
* F4H 1	PAC										2	8
	RDT&E									2	4	4
	BUWEPS	8	8									
		8	8							2	6	12
F3D 2	PAC	1						1				
	RDT&E	4						4				
		5						5				
F3D 2T2	LANT	12			10			2	10	8	7	4
	PAC	4						4	4	4	4	4
	RDT&E	4						4				
	BUWEPS	15	4	11								
		35	4	11	10			10	14	12	11	8
F3D 2M	RDT&E	2						2				
		2						2				
* F4D 1	LANT	114			8		12	94	91	91	91	91
	PAC	151			9		29	113	130	120	120	120
	RDT&E	11						11	10	10	10	10
	BUWEPS	30	19	11								
		306	19	11	17		41	218	231	221	221	221
		798	116	51	47		76	508	529	504	499	473
VF P												
* F8U 1P	LANT	39			3		3	33	33	33	33	33
	PAC	58			8		1	49	50	50	50	50
	NABS	1						1	1	1	1	1
	RDT&E	1						1	2	2	2	2
	BUWEPS	19	13	6								
		118	13	6	11		4	84	86	86	86	86
F9F 8P	LANT	4					1	3	4			
	PAC	3			1		1	1				
	NATRA	6						6	9	9	9	9
	NART	3						3				
	RDT&E	1						1				
	BUWEPS	78		78								
		95		78	1		2	14	13	9	9	9
		213	13	84	12		6	98	99	95	95	95
VF D												
* F8U 1D	NABS	2						2	2	2	2	2
		2						2	2	2	2	2
F9F 6D	PAC	2						2				
	NABS	5						5				
	RDT&E	4						4				
	BUWEPS	14	2	12								
		25	2	12				11				

* COMBAT FIRST LINE MODELS

DECLASSIFIED

[redacted]

TABLE 3 PROGRAM AIRCRAFT

PROGRAM INVENTORY BY STATUS AND PLANNED OPERATING ASSIGNMENTS

BY COMMAND, CLASS AND MODEL

CLASS AND MODEL	COMMAND	TOTAL	BUWEPS FR: NON OPERATIONAL SUPPORT	BUWEPS FR: RESERVE STOCK	OPERATING COMMANDS: OPERATIONAL POOL: READY FOR ISSUE	OPERATING COMMANDS: OPERATIONAL POOL: NOT READY FOR ISSUE: UNDG. PAR AIRLINE & PROG. MAINT.	OPERATING COMMANDS: OPERATIONAL POOL: NOT READY FOR ISSUE: OTHER	OPERATING COMMANDS: ON BOARD OPERATING INV.	PLANNED ASSIGNMENTS: 31 MAR 1960	PLANNED ASSIGNMENTS: 30 JUN 1960	PLANNED ASSIGNMENTS: 30 SEP 1960	PLANNED ASSIGNMENTS: 31 DEC 1960
FJ 3D	PAC	12						12	12	12	12	12
	BUWEPS	15	15									
		27	15					12	12	12	12	12
FJ 3D2	LANT	8						8	7	7	7	7
	PAC	12						12	12	12	12	14
	NABS	2						2	4	4	4	4
	RDT&E	2						2	3	3	3	3
	BUWEPS	8	8									
		32	8					24	26	26	26	28
		86	25	12				49	40	40	40	42
VF KD												
* F8U 1KD	BUWEPS	1		1								
		1		1								
F9F 5KD	PAC	9						9	6	6	6	5
	BUWEPS	4		4								
		13		4				9	6	6	6	5
F9F 2KD	BUWEPS	2		2								
		2		2								
		16		7				9	6	6	6	5
VF Q												
F3D 2Q	LANT	9						9	6	6	6	6
	PAC	18					1	17	16	14	14	14
	BUWEPS	2	2									
		29	2				1	26	22	20	20	20
		29	2				1	26	22	20	20	20
ATTACK JET												
VA DAY												
* A4D 2	LANT	281			8		19	254	237	232	211	200
	PAC	198			8		13	177	183	183	183	183
	RDT&E	2						2	4	4	4	4
	BUWEPS	9	9									
		490	9		16		32	433	424	419	398	387
* A4D 2N	LANT								18	40	64	80
	PAC	2						2	8	40	68	90
	RDT&E								3	3	3	3
	BUWEPS	45	45									
		47	45					2	29	83	135	173
A4D 1	LANT	34			2		4	28	25	8	5	
	PAC	66					15	51	64	49	24	
	NART										16	16
	RDT&E	6						6	4	4	4	4
	BUWEPS	15	15									
		121	15		2		19	85	93	61	49	20
* FJ 4B	PAC	162			4	1	32	125	149	125	120	115
	RDT&E	5					1	4	4	4	4	4
	BUWEPS	15	15									
		182	15		4	1	33	129	153	129	124	119
F9F 8B	LANT	5			4			1				
	NATRA	152			18		1	133	132	116	116	116
	NART	74			2		1	71	66	58	34	34
	RDT&E	4						4	3	2	2	2
	BUWEPS	65	16	49								
		300	16	49	24		2	209	201	176	152	152
		1140	100	49	46	1	86	858	900	868	858	851
VA AW												
* A3J 1	LANT											3
	PAC									1	1	1
	RDT&E											1
	BUWEPS	1	1									
		1	1							1	1	5
		1	1							1	1	5
VA P												
* A3D 2P	LANT	7						7	10	10	10	10
	PAC	9						9	7	10	10	10
	BUWEPS	3	3									
		19	3					16	17	20	20	20
A3D 1P	RDT&E	1						1				
		1						1				
		20	3					17	17	20	20	20

* COMBAT FIRST LINE MODELS

[redacted]

DECLASSIFIED

TABLE 3

PROGRAM AIRCRAFT

PROGRAM INVENTORY BY STATUS AND PLANNED OPERATING ASSIGNMENTS

BY COMMAND, CLASS AND MODEL

CLASS AND MODEL	COMMAND	TOTAL	BUWEPS FR: NON OPERATIONAL SUPPORT	BUWEPS FR: RESERVE STOCK	OPERATING COMMANDS: OPERATIONAL POOL: READY FOR ISSUE	OPERATING COMMANDS: OPERATIONAL POOL: NOT READY FOR ISSUE: UNDG. PAR AIRLINE & PROG. MAINT.	OPERATING COMMANDS: OPERATIONAL POOL: NOT READY FOR ISSUE: OTHER	OPERATING COMMANDS: ON BOARD OPERATING INV.	PLANNED ASSIGNMENTS: 31 MAR 1960	PLANNED ASSIGNMENTS: 30 JUN 1960	PLANNED ASSIGNMENTS: 30 SEP 1960	PLANNED ASSIGNMENTS: 31 DEC 1960
VA Q												
* A3D 2Q	LANT	2						2	7	8	8	8
	PAC								2	7	8	8
	RDT&E	1						1				
	BUWEPS	4	4									
		7	4					3	9	15	16	16
A3D 1Q	LANT	1						1	1	1	1	1
	PAC	1						1	1	1	1	1
		2						2	2	2	2	2
		9	4					5	11	17	18	18
VA HT												
A3D 2T	LANT								4	4	4	4
	PAC	1						1	2	4	4	4
	BUWEPS	1	1									
		2	1					1	6	8	8	8
		2	1					1	6	8	8	8
VA H												
* A3D 2	LANT	55					6	49	53	53	57	45
	PAC	53					11	42	41	40	40	45
	NABS	1					1					
	RDT&E	3						3	1	1	1	3
	BUWEPS	8	8									
		120	8				18	94	95	94	98	93
A3D 1	LANT	16					2	14	10	10	10	10
	PAC	10					1	9	10	10	10	10
	RDT&E	2						2	2	2	2	2
	BUWEPS	4	4									
		32	4				3	25	22	22	22	22
		152	12				21	119	117	116	120	115
ATTACK PROP												
VA DAY												
AD 7	PAC	45						45	43	43	43	43
	RDT&E								2	2	2	2
	BUWEPS	10	10									
		55	10					45	45	45	45	45
AD 6	LANT	100			7		3	90	90	90	90	90
	PAC	84			3		6	75	73	72	72	71
	NABS	7						7	7	7	7	7
	NATRA	31					1	30	22	21	21	21
	RDT&E	1						1	2	2	2	2
	BUWEPS	209	109	100								
		432	109	100	10		10	203	194	192	192	191
AD 5	LANT	13			1		1	11	8	6	6	6
	PAC	14						14	16	14	9	9
	NABS	10						10	5	5	5	5
	NATRA	6					1	5	6	6	6	6
	NART	49					1	48	59	59	59	59
	RDT&E	3						3	1	1	2	2
	BUWEPS	57	43	14								
		152	43	14	1		3	91	95	91	87	87
AD 4B	NABS	1						1				
		1						1				
		640	162	114	11		13	340	334	328	324	323
VA AW												
AD 5N	LANT	1						1				
	PAC	1						1				
	NATRA	11			4			7	3	3	3	3
	NART	22			1			21	11	11	11	11
	RDT&E	4						4	2	2	2	2
	BUWEPS	65	42	23								
		104	42	23	5			34	16	16	16	16
AD 5Q	LANT	14			3			11	12	12	12	12
	PAC	18						18	16	16	16	16
	NABS	2						2	2	2	2	2
	RDT&E								1	1	1	1
	BUWEPS	15	14	1								
		49	14	1	3			31	31	31	31	31

* COMBAT FIRST LINE MODELS

DECLASSIFIED

CONFIDENTIAL

TABLE 3 PROGRAM AIRCRAFT

PROGRAM INVENTORY BY STATUS AND PLANNED OPERATING ASSIGNMENTS

BY COMMAND, CLASS AND MODEL

CLASS AND MODEL	COMMAND	TOTAL	BUWEPS FR: NON OPERATIONAL SUPPORT	BUWEPS FR: RESERVE STOCK	OPERATING COMMANDS: OPERATIONAL POOL: READY FOR ISSUE	OPERATING COMMANDS: NOT READY FOR ISSUE: UNDG. PAR AIRLINE & PROG. MAINT.	OPERATING COMMANDS: NOT READY FOR ISSUE: OTHER	OPERATING COMMANDS: ON BOARD OPERATING INV.	PLANNED ASSIGNMENTS: 31 MAR 1960	PLANNED ASSIGNMENTS: 30 JUN 1960	PLANNED ASSIGNMENTS: 30 SEP 1960	PLANNED ASSIGNMENTS: 31 DEC 1960
TF 1Q	LANT	2			1			1	2	2	2	2
	PAC	2					1	1	2	2	2	2
		4			1		1	2	4	4	4	4
		157	56	24	9		1	67	51	51	51	51
VA W												
* WF 2	LANT	6					6		12	16	18	21
	PAC	2						2	6	13	18	19
	RDT&E	1						1	2	2	2	2
	BUWEPS	11	11									
		20	11				6	3	20	31	38	42
AD 5W	LANT	38					2	36	32	28	26	23
	PAC	32			1		1	30	41	39	33	30
	RDT&E	1						1	2	2	2	2
	BUWEPS	98	24	74								
		169	24	74	1		3	67	75	69	61	55
		189	35	74	1		9	70	95	100	99	97
VA P												
AJ 2P	LANT	1						1				
	PAC	5						5	5	2		
	BUWEPS	7		7								
		13		7				6	5	2		
		13		7				6	5	2		
VA Q												
P4M 1Q	LANT	3						3				
	PAC	4						4	4			
		7						7	4			
		7						7	4			
ANTI SUBMARINE												
VS												
* S2F 3	LANT									2	5	10
	PAC										1	2
	RDT&E									1	1	1
	BUWEPS	1	1									
		1	1							3	7	13
* S2F 2	LANT	20			2		1	17	16	16	12	7
	PAC	14			3			11	12	10	9	8
	NART	6						6				
	RDT&E								1	1	1	1
	BUWEPS	14	14									
		54	14		5		1	34	29	27	22	16
* S2F 1X	BUWEPS	10	10									
		10	10									
* S2F 1	LANT	118			3		4	111	109	107	106	106
	PAC	80			7	1	1	71	70	70	70	70
	NABS	2						2	2	2	2	2
	NATRA	17						17	30	30	30	30
	NART	171					6	165	174	174	168	168
	RDT&E	3						3	3	3	2	2
	BUWEPS	66	66									
		457	66		10	1	11	369	388	386	378	378
* S2F 1T	NATRA	69						69				
	BUWEPS	7	7									
		76	7					69				
* S2F 1TX	BUWEPS	18	18									
		18	18									
* S2F 1 1T	NATRA								47	47	47	47
									47	47	47	47
		616	116		15	1	12	472	464	463	454	454
PATROL												
VP L												
* P2V 7	LANT	65					3	62	66	63	63	63
	PAC	51						51	50	57	60	60
	RDT&E	2						2	2	2	2	2
	BUWEPS	29	29									
		147	29				3	115	118	122	125	125
P2V 6	NART	13						13				
	BUWEPS	9	6	3								
		22	6	3				13				

* COMBAT FIRST LINE MODELS

CONFIDENTIAL

[redacted]

DECLASSIFIED

TABLE 3

PROGRAM AIRCRAFT

PROGRAM INVENTORY BY STATUS AND PLANNED OPERATING ASSIGNMENTS

BY COMMAND, CLASS AND MODEL

CLASS AND MODEL	COMMAND	TOTAL	BUWEPS FR: NON OPERATIONAL SUPPORT	BUWEPS FR: RESERVE STOCK	OPERATING COMMANDS: OPERATIONAL POOL: READY FOR ISSUE	OPERATING COMMANDS: OPERATIONAL POOL: NOT READY FOR ISSUE: UNDG. PAR AIRLINE & PROG. MAINT.	OPERATING COMMANDS: OPERATIONAL POOL: NOT READY FOR ISSUE: OTHER	OPERATING COMMANDS: ON BOARD OPERATING INV	PLANNED ASSIGNMENTS: 31 MAR 1960	PLANNED ASSIGNMENTS: 30 JUN 1960	PLANNED ASSIGNMENTS: 30 SEP 1960	PLANNED ASSIGNMENTS: 31 DEC 1960
P2V6M 6T	NATRA								13			
									13			
P2V 6F	NART	1						1				
	BUWEPS	1		1								
		2		1				1				
P2V 6 6F	NART								13	12	12	12
									13	12	12	12
P2V 6M	RDT&E	1						1	1	1	1	1
	BUWEPS	9	4	5								
		10	4	5				1	1	1	1	1
P2V 6T	NATRA	12						12				
		12						12				
P2V 6TX	BUWEPS	3	1	2								
		3	1	2								
* P2V 5F	LANT	87			1		2	84	72	72	72	72
	PAC	65			3	1	1	60	60	53	50	48
	NART	67			1		5	61	68	68	68	68
	RDT&E	7						7	7	7	7	7
	BUWEPS	59	59									
		285	59		5	1	8	212	207	200	197	195
* P2V 5JF	NART	1						1				
	BUWEPS	2	2									
		3	2					1				
P2V 4	NART	22						22	19	17	16	16
	RDT&E	3						3	2	2	2	2
	BUWEPS	17		17								
		42		17				25	21	19	18	18
P2V 3	NATRA	10						10	3			
		10						10	3			
P2V 3B	LANT	4						4				
	PAC	2						2	3			
	BUWEPS	11		11								
		17		11				6	3			
P2V 3W	BUWEPS	5		5								
		5		5								
		558	101	44	5	1	11	396	379	354	353	351
VP LD												
* P2V 5FD	LANT	1						1	2	2	2	2
	PAC	2						2	2	2	2	2
	NABS	1						1				
	RDT&E								1	1	1	1
	BUWEPS	1	1									
		5	1					4	5	5	5	5
* P2V 5FDX	BUWEPS	1	1									
		1	1									
		6	2					4	5	5	5	5
VP S												
* P5M 2	LANT	21						21	23	21	21	27
	PAC	37					2	35	36	32	38	40
	BUWEPS	26	26									
		84	26				2	56	59	53	59	67
P5M 1	LANT	31						31	27	25	21	15
	PAC	40			3		3	34	36	32	24	20
	RDT&E	1						1				
	BUWEPS	26	12	14								
		98	12	14	3		3	66	63	57	45	35
		182	38	14	3		5	122	122	110	104	102

[redacted]

* COMBAT FIRST LINE MODELS

[redacted]

DECLASSIFIED

CONFIDENTIAL

TABLE 3 PROGRAM AIRCRAFT

PROGRAM INVENTORY BY STATUS AND PLANNED OPERATING ASSIGNMENTS

BY COMMAND, CLASS AND MODEL

CLASS AND MODEL	COMMAND	TOTAL	BUWEPS FR: NON OPERATIONAL SUPPORT	BUWEPS FR: RESERVE STOCK	OPERATING COMMANDS: OPERATIONAL POOL: READY FOR ISSUE	OPERATING COMMANDS: OPERATIONAL POOL: NOT READY FOR ISSUE: UNDG. PAR AIRLINE & PROG. MAINT.	OPERATING COMMANDS: OPERATIONAL POOL: NOT READY FOR ISSUE: OTHER	OPERATING COMMANDS: ON BOARD OPERATING INV.	PLANNED ASSIGNMENTS: 31 MAR 1960	PLANNED ASSIGNMENTS: 30 JUN 1960	PLANNED ASSIGNMENTS: 30 SEP 1960	PLANNED ASSIGNMENTS: 31 DEC 1960
WARNING												
VW WEA												
* WV 3	LANT	7			2			5	6	6	6	6
		7			2			5	6	6	6	6
		7			2			5	6	6	6	6
VW AEW												
* WV 4X	BUWEPS	2	2									
		2	2									
* WV 2	LANT	49			3	8	2	36	37	37	30	30
	PAC	52				5		47	43	43	43	34
	NABS	3				1		2	3	3	3	3
	NATRA	6						6	4	4	4	4
	RDT&E	6						6	6	6	6	6
	BUWEPS	8		8								
		124		8	3	14	2	97	93	93	86	77
		126	2	8	3	14	2	97	93	93	86	77
VW Q												
* WV 2Q	LANT								4	4	4	4
	PAC								1	3	3	3
	BUWEPS	7	7									
		7	7						5	7	7	7
		7	7						5	7	7	7
OBSERVATION												
VO												
OE 2	LANT	5						5	5	5	5	5
	PAC	12						12	12	12	12	12
	BUWEPS	4	4									
		21	4					17	17	17	17	17
OE 1	LANT	9			2			7	7	7	7	7
	PAC	16			1		2	13	12	12	12	12
	BUWEPS	2	2									
		27	2		3		2	20	19	19	19	19
		48	6		3		2	37	36	36	36	36
TRANSPORT												
VR H												
R6D 1	LANT	2						2	2	2	2	2
	PAC	9						9	12	12	12	12
	BUWEPS	6	6									
		17	6					11	14	14	14	14
R7V 1	LANT	6			1		1	4	5	5	5	5
	PAC	6				2		4	5	5	5	5
	NABS	1						1	1	1	1	1
		13			1	2	1	9	11	11	11	11
R5D 2 3	PAC								31	29	29	29
	NABS								6	6	6	6
	NATRA								1	1	1	1
	NART								34	34	35	35
	RDT&E								2	2	2	2
									74	72	73	73
R5D 5	LANT	12			1		2	9	12	12	11	11
	PAC	1						1	2	5	5	5
	NABS	1						1	1	1	1	1
		14			1		2	11	15	18	17	17
R5D 3	LANT	3						3				
	PAC	25				2	1	22				
	NABS	7						7	3	3	3	3
	NART	20					1	19				
	RDT&E	1						1				
	BUWEPS	3	3									
		59	3			2	2	52	3	3	3	3

* COMBAT FIRST LINE MODELS

CONFIDENTIAL

DECLASSIFIED

CONFIDENTIAL

TABLE 3

PROGRAM AIRCRAFT

PROGRAM INVENTORY BY STATUS AND PLANNED OPERATING ASSIGNMENTS

BY COMMAND, CLASS AND MODEL

CLASS AND MODEL	COMMAND	TOTAL	BUWEPS FR: NON OPERATIONAL SUPPORT	BUWEPS FR: RESERVE STOCK	OPERATING COMMANDS: OPERATIONAL POOL: READY FOR ISSUE	OPERATING COMMANDS: NOT READY FOR ISSUE: UNDG. PAR AIRLINE & PROG. MAINT.	OPERATING COMMANDS: NOT READY FOR ISSUE: OTHER	OPERATING COMMANDS: ON BOARD OPERATING INV.	PLANNED ASSIGNMENTS: 31 MAR 1960	PLANNED ASSIGNMENTS: 30 JUN 1960	PLANNED ASSIGNMENTS: 30 SEP 1960	PLANNED ASSIGNMENTS: 31 DEC 1960
R5D 2	PAC	10					1	9				
	NABS	3						3				
	NATRA	1						1	1	1	1	1
	NART	14					3	11				
	BUWEPS	3	3									
		31	3				4	24	1	1	1	1
R5D 5R	LANT	1						1	1	1	1	1
		1						1	1	1	1	1
R5D 4R	LANT	1						1	1	1		
	PAC	2						2	2	2	2	2
	NABS	1						1	1	1	2	2
	NATRA	2						2	1	1	1	1
	NART	5						5	6	5	5	5
	RDT&E	1						1	1	1	1	1
	BUWEPS	2	2									
		14	2					12	12	11	11	11
R6D 1Z	LANT	4						4	3	3	3	3
	PAC	2						2	2	2	2	2
		6						6	5	5	5	5
R5D Z	LANT								2	2	2	2
	NABS								1	1	1	1
	NATRA								2	2	2	2
									5	5	5	5
R5D 5Z	PAC	1						1	1	1	1	1
		1						1	1	1	1	1
R5D 3Z	NABS	1						1				
	NATRA	1						1				
		2						2				
R5D 2Z	LANT	2						2				
	PAC	2						2	2	2	2	2
	BUWEPS	1	1									
		5	1					4	2	2	2	2
R5D 1Z	NATRA	1						1				
		1						1				
C 130BL	LANT										2	4
											2	4
		164	15		2	4	9	134	144	144	146	148
VR M												
R4Q 2	LANT	29						29	29	29	29	29
	PAC	15				2		13	13	13	13	13
	BUWEPS	9	9									
		53	9			2		42	42	42	42	42
R4Q 1	BUWEPS	33		33								
		33		33								
R4D 8	LANT	20						20	21	21	21	21
	PAC	14						14	15	15	15	15
	NABS	28						28	23	23	23	23
	NATRA	8						8	8	13	13	13
	NART	10						10	10	10	10	10
	RDT&E	1						1	4	3	3	3
	BUWEPS	12	10	2								
		93	10	2				81	81	85	85	85

CONFIDENTIAL

DECLASSIFIED

CONFIDENTIAL

TABLE 3 PROGRAM AIRCRAFT

PROGRAM INVENTORY BY STATUS AND PLANNED OPERATING ASSIGNMENTS

BY COMMAND, CLASS AND MODEL

CLASS AND MODEL	COMMAND	TOTAL	BUWEPS FR: NON OPERATIONAL SUPPORT	BUWEPS FR: RESERVE STOCK	OPERATING COMMANDS: OPERATIONAL POOL: READY FOR ISSUE	OPERATING COMMANDS: OPERATIONAL POOL: NOT READY FOR ISSUE: UNDG. PAR AIRLINE & PROG. MAINT.	OPERATING COMMANDS: OPERATIONAL POOL: NOT READY FOR ISSUE: OTHER	OPERATING COMMANDS: ON BOARD OPERATING INV.	PLANNED ASSIGNMENTS: 31 MAR 1960	PLANNED ASSIGNMENTS: 30 JUN 1960	PLANNED ASSIGNMENTS: 30 SEP 1960	PLANNED ASSIGNMENTS: 31 DEC 1960
R4D 5 6	LANT								23	21	21	21
	PAC								12	13	13	13
	NABS								14	15	15	15
	NART								7	5	5	5
	RDT&E								6	3	3	3
									62	57	57	57
R4D 6	LANT	15			1			14				
	PAC	7						7				
	NABS	7						7	4	3	3	3
	NATRA	2						2	2	2	2	2
	NART	4						4				
	RDT&E	1						1				
	BUWEPS	13	6	7								
		49	6	7	1			35	6	5	5	5
R4D 5	LANT	9						9				
	PAC	5						5				
	NABS	12						12	3	3	3	3
	NATRA								1	1	1	1
	NART	3						3				
	RDT&E	1						1				
	BUWEPS	14	8	6								
		44	8	6				30	4	4	4	4
R4D 6R	LANT	1						1	1	1	1	1
	NART								1	1	1	1
	BUWEPS	3		3								
		4		3				1	2	2	2	2
R4D 5R	BUWEPS	7		7								
		7		7								
R4D 8Z	PAC	1						1	1	1	1	1
	NABS	1						1	1	1	1	1
	BUWEPS	1	1									
		3	1					2	2	2	2	2
R4D 6Z	BUWEPS	3		3								
		3		3								
R4Y 1 2	RDT&E								2	2	2	2
									2	2	2	2
R4Y 2	NABS	2						2	2	2	2	2
		2						2	2	2	2	2
R4Y 1	LANT	15						15	19	19	16	16
	PAC	4						4	4	4	4	4
	NABS	8						8	8	8	11	11
	NATRA	2						2	2	2	2	3
	NART	1						1	1	1	1	1
	RDT&E	3						3				
	BUWEPS	3	3									
		36	3					33	34	34	34	35
R4Y 1Z	NABS	1						1	1	1	1	1
		1						1	1	1	1	1
		328	37	61	1	2		227	238	236	236	237
VR C												
TF 1	LANT	26					2	24	23	23	18	18
	PAC	31					2	29	24	24	24	24
	NABS	13						13	15	15	15	15
	NART	1						1				
	RDT&E	1						1	1	2	2	2
	BUWEPS	6	6									
		78	6				4	68	63	64	59	59
		78	6				4	68	63	64	59	59

CONFIDENTIAL

[redacted]

TABLE 3

PROGRAM AIRCRAFT

PROGRAM INVENTORY BY STATUS AND PLANNED OPERATING ASSIGNMENTS

DECLASSIFIED

BY COMMAND, CLASS AND MODEL

CLASS AND MODEL		COMMAND	TOTAL	BUWEPS FR: NON OPERATIONAL SUPPORT	BUWEPS FR: RESERVE STOCK	OPERATING COMMANDS: OPERATIONAL POOL: READY FOR ISSUE	OPERATING COMMANDS: OPERATIONAL POOL: NOT READY FOR ISSUE: UNDG. PAR AIRLINE & PROG. MAINT.	OPERATING COMMANDS: OPERATIONAL POOL: NOT READY FOR ISSUE: OTHER	OPERATING COMMANDS: ON BOARD OPERATING INV.	PLANNED ASSIGNMENTS: 31 MAR 1960	PLANNED ASSIGNMENTS: 30 JUN 1960	PLANNED ASSIGNMENTS: 30 SEP 1960	PLANNED ASSIGNMENTS: 31 DEC 1960
UTILITY													
VU SAR													
	UF 2	LANT	7						7	11	12	12	12
		PAC	7						7	10	12	14	14
		NABS	2						2	2	2	2	2
		BUWEPS	7	7									
			23	7					16	23	26	28	28
	UF 2X	BUWEPS	7	7									
			7	7									
	UF 1 1T	NABS								10	10	8	8
		NATRA								2	2	2	2
										12	12	10	10
	UF 1	LANT	8						8	4	2	1	1
		PAC	17					3	14	12	9	7	6
		NABS	10						10	5	5	5	5
		NATRA	2						2				
		BUWEPS	20	9	11								
			57	9	11			3	34	21	16	13	12
	UF 1T	NABS	5						5				
			5						5				
	UC 1	LANT	5						5	6	6	6	6
		BUWEPS	2	2									
			7	2					5	6	6	6	6
			99	25	11			3	60	62	60	57	56
VU TOW													
	JD 1	LANT	10						10	11	11	11	11
		PAC	19			2		1	16	14	14	14	14
		RDT&E	1						1	1	1	1	1
		BUWEPS	[illegible]	8	31								
			[illegible]	8	31	2		1	27	26	26	26	26
	JD 1X	BUWEPS	11	1	10								
			11	1	10								
			80	9	41	2		1	27	26	26	26	26
VU T&D													
	JD 1D	LANT	1						1				
		PAC	3						3	3	3	3	3
		NABS	1						1				
		RDT&E	2						2	3	3	3	3
		BUWEPS	8	5	3								
			15	5	3				7	6	6	6	6
			15	5	3				7	6	6	6	6

[redacted]

DECLASSIFIED

TABLE 3 PROGRAM AIRCRAFT

PROGRAM INVENTORY BY STATUS AND PLANNED OPERATING ASSIGNMENTS

BY COMMAND, CLASS AND MODEL

CLASS AND MODEL		COMMAND	TOTAL	BUWEPS FR: NON OPERATIONAL SUPPORT	BUWEPS FR: RESERVE STOCK	OPERATING COMMANDS: OPERATIONAL POOL: READY FOR ISSUE	OPERATING COMMANDS: OPERATIONAL POOL: NOT READY FOR ISSUE: UNDG. PAR AIRLINE & PROG. MAINT.	OPERATING COMMANDS: OPERATIONAL POOL: NOT READY FOR ISSUE: OTHER	OPERATING COMMANDS: ON BOARD OPERATING INV.	PLANNED ASSIGNMENTS: 31 MAR 1960	PLANNED ASSIGNMENTS: 30 JUN 1960	PLANNED ASSIGNMENTS: 30 SEP 1960	PLANNED ASSIGNMENTS: 31 DEC 1960
TRAINING JET													
VT													
	T2J 1	NATRA	47						47	80	85	95	74
		RDT&E	1						1	1	2	2	2
		BUWEPS	34	34									
			82	34					48	81	87	97	76
	T2V 1	NABS	14					2	12	34	42	43	43
		NATRA	118					8	110	69	19	19	19
		RDT&E	4						4	3	3	3	3
		BUWEPS	7	7									
			143	7				10	126	106	64	65	65
	TV 2	LANT	18			8			10	12	7	7	7
		PAC	31			3		1	27	26	18	13	10
		NABS	57					1	56	45	43	42	42
		NATRA	8						8				
		NART	31						31	40	40	46	46
		BUWEPS	281	39	242								
			426	39	242	11		2	132	123	108	108	105
	TT 1	NATRA	11					1	10	10			
			11					1	10	10			
	F9F 8T	LANT	87			5		8	74	78	85	85	85
		PAC	132			15			117	120	120	120	117
		NABS	3						3	1	1	1	1
		NATRA	111					6	105	100	85	70	70
		NART	15						15	15	15	15	15
		RDT&E	5					1	4				
		BUWEPS	22	21	1								
			375	21	1	20		15	318	314	306	291	288
			1037	101	243	31		28	634	634	565	561	534
VT D													
	TV 2D	PAC	8						8	6	6	6	6
		NABS	2						2				
		BUWEPS	5	1	4								
			15	1	4				10	6	6	6	6
			15	1	4				10	6	6	6	6
VT KD													
	TV 2KD	NABS	1						1				
		BUWEPS	6		6								
			7		6				1				
			7		6				1				

DECLASSIFIED

[redacted]

TABLE 3

PROGRAM AIRCRAFT

PROGRAM INVENTORY BY STATUS AND PLANNED OPERATING ASSIGNMENTS

BY COMMAND, CLASS AND MODEL

CLASS AND MODEL		COMMAND	TOTAL	BUWEPS FR: NON OPERATIONAL SUPPORT	BUWEPS FR: RESERVE STOCK	OPERATING COMMANDS: OPERATIONAL POOL: READY FOR ISSUE	OPERATING COMMANDS: OPERATIONAL POOL: NOT READY FOR ISSUE: UNDG. PAR AIRLINE & PROG. MAINT.	OPERATING COMMANDS: OPERATIONAL POOL: NOT READY FOR ISSUE: OTHER	OPERATING COMMANDS: ON BOARD OPERATING INV.	PLANNED ASSIGNMENTS: 31 MAR 1960	PLANNED ASSIGNMENTS: 30 JUN 1960	PLANNED ASSIGNMENTS: 30 SEP 1960	PLANNED ASSIGNMENTS: 31 DEC 1960
TRAINING PROP													
VT ME													
	JRB 6	NABS	19						19	13			
		BUWEPS	47		47								
			66		47				19	13			
	SNB 5	LANT	50			8			42	42	38	26	26
		PAC	65			2		2	61	49	43	37	37
		NABS	193						193	174	181	180	180
		NATRA	130			4		4	122	112	96	96	96
		NART	42						42	42	42	42	42
		RDT&E								1	1	1	1
		BUWEPS	226	10	216								
			706	10	216	14		6	460	420	401	382	382
			772	10	263	14		6	479	433	401	382	382
VT MEP													
	SNB 5P	PAC	8						8	6	5	4	4
		NABS	8						8	7	7	7	7
		NATRA	9						9	9	9	9	9
		NART	4						4	4	4	4	4
		BUWEPS	10	2	8								
			39	2	8				29	26	25	24	24
			39	2	8				29	26	25	24	24
VT SE													
	T 34B	LANT	1						1	1	1		
		NABS	9						9				
		NATRA	166						166	157	150	140	140
		RDT&E	1						1	1	1	1	1
		BUWEPS	215	39	176								
			392	39	176				177	159	152	141	141
	T 28B	LANT	13			4			9	14	14	14	14
		PAC	10						10	10	10	10	10
		NABS	37						37	36	36	36	36
		NATRA	300					9	291	275	258	255	255
		RDT&E	3						3	3	3	3	3
		BUWEPS	58	46	12								
			421	46	12	4		9	350	338	321	318	318
	T 28C	NATRA	153					4	149	120	100	100	100
		BUWEPS	111	46	65								
			264	46	65			4	149	120	100	100	100
			1077	131	253	4		13	676	617	573	559	559

[redacted]

DECLASSIFIED

[redacted]

TABLE 3 PROGRAM AIRCRAFT

PROGRAM INVENTORY BY STATUS AND PLANNED OPERATING ASSIGNMENTS

BY COMMAND, CLASS AND MODEL

CLASS AND MODEL	COMMAND	TOTAL	BUWEPS FR: NON OPERATIONAL SUPPORT	BUWEPS FR: RESERVE STOCK	OPERATING COMMANDS: OPERATIONAL POOL: READY FOR ISSUE	OPERATING COMMANDS: OPERATIONAL POOL: NOT READY FOR ISSUE: UNDG. PAR AIRLINE & PROG. MAINT.	OPERATING COMMANDS: OPERATIONAL POOL: NOT READY FOR ISSUE: OTHER	OPERATING COMMANDS: ON BOARD OPERATING INV.	PLANNED ASSIGNMENTS: 31 MAR 1960	PLANNED ASSIGNMENTS: 30 JUN 1960	PLANNED ASSIGNMENTS: 30 SEP 1960	PLANNED ASSIGNMENTS: 31 DEC 1960
VT E												
R4D 5Q	BUWEPS	1		1								
		1		1								
R4D 5S6S	NART								2	2	2	2
									2	2	2	2
R4D 6S	BUWEPS	6	1	5								
		6	1	5								
R4D 5S	BUWEPS	10	1	9								
		10	1	9								
		17	2	15					2	2	2	2
VT NAV												
R4D 7	NATRA	5						5	4	4	4	4
	BUWEPS	1	1									
		6	1					5	4	4	4	4
		6	1					5	4	4	4	4
VT D												
T 28BD	LANT	2						2	2	2	2	2
	PAC	2						2	2	2	2	2
	NABS	3						3				
	RDT&E	2						2	4	4	4	4
	BUWEPS	1	1									
		10	1					9	8	8	8	8
		10	1					9	8	8	8	8
ROTARY WING												
HS												
* HSS 2	LANT									2	4	6
	PAC										1	3
	BUWEPS	2	2									
		2	2							2	5	9
* HSS 1	LANT	70			2			68	63	50	41	26
	PAC	40						40	40	38	34	28
	NART	27					1	26	27	27	27	27
	RDT&E	4						4				
	BUWEPS	30	30									
		171	30		2		1	138	130	115	102	81
* HSS 1N	LANT	17						17	20	31	43	60
	PAC	16						16	14	14	20	29
	RDT&E	1						1				
	BUWEPS	1	1									
		35	1					34	34	45	63	89
		208	33		2		1	172	164	162	170	179
HO												
* HOK 1	LANT	9						9	12	12	12	12
	PAC	26			1		3	22	26	26	26	26
	NABS	8						8	6	6	6	6
	BUWEPS	19	19									
		62	19		1		3	39	44	44	44	44
HO4S 3	LANT	3						3	2	2	2	2
	PAC	1						1	1	1	1	1
	NABS	4						4	4	4	4	4
	NATRA	20						20	20	22	22	22
	BUWEPS	8	7	1								
		36	7	1				28	27	29	29	29
		98	26	1	1		3	67	71	73	73	73

* COMBAT FIRST LINE MODELS

CONFIDENTIAL

DECLASSIFIED

TABLE 3

PROGRAM AIRCRAFT

PROGRAM INVENTORY BY STATUS AND PLANNED OPERATING ASSIGNMENTS

BY COMMAND, CLASS AND MODEL

CLASS AND MODEL	COMMAND	TOTAL	BUWEPS FR: NON OPERATIONAL SUPPORT	BUWEPS FR: RESERVE STOCK	OPERATING COMMANDS: OPERATIONAL POOL: READY FOR ISSUE	OPERATING COMMANDS: OPERATIONAL POOL: NOT READY FOR ISSUE: UNDG. PAR AIRLINE & PROG. MAINT.	OPERATING COMMANDS: OPERATIONAL POOL: NOT READY FOR ISSUE: OTHER	OPERATING COMMANDS: ON BOARD OPERATING INV.	PLANNED ASSIGNMENTS: 31 MAR 1960	PLANNED ASSIGNMENTS: 30 JUN 1960	PLANNED ASSIGNMENTS: 30 SEP 1960	PLANNED ASSIGNMENTS: 31 DEC 1960
HR L												
HRS 3	LANT	32			8		1	23	26	26	26	26
	PAC	34			3		1	30	38	38	40	16
	NABS	16						16	17	15	15	15
	NATRA	10						10	9	9	9	9
	RDT&E	1						1	1	1	1	1
	BUWEPS	25	25									
		118	25		11		2	80	91	89	91	67
* HUS 1	LANT	58			1			57	54	54	54	60
	PAC	93					8	85	88	92	98	106
	NABS	12						12	12	12	12	12
	BUWEPS	22	22									
		185	22		1		8	154	154	158	164	178
* HUS 1Z	NABS	3						3	4	4	4	4
	BUWEPS	1	1									
		4	1					3	4	4	4	4
		307	48		12		10	237	249	251	259	249
HR M												
* HR2S 1	LANT	16						16	16	16	14	13
	PAC	18					1	17	17	17	17	14
	NABS	2						2	2	2	2	2
	BUWEPS	3	3									
		39	3				1	35	35	35	33	29
		39	3				1	35	35	35	33	29
HU												
* HU2K 1	LANT										1	4
	PAC										1	1
	RDT&E									1	1	1
	BUWEPS	1	1									
		1	1							1	3	6
* HUK 1	LANT	7						7	10	10	10	8
	PAC	11					1	10	10	10	10	10
	RDT&E	1						1				
	BUWEPS	1	1									
		20	1				1	18	20	20	20	18
* HUS 1A	LANT	10			2			8	8	8	8	8
	PAC	7						7	2			
	NABS	3						3	1	1	1	1
	RDT&E								2	1	1	1
	BUWEPS	2	2									
		22	2		2			18	13	10	10	10
HUL 1	LANT	5						5	6	6	7	7
	PAC	4						4	6	6	7	7
	BUWEPS	7	7									
		16	7					9	12	12	14	14
HUP 3	LANT								1	6	13	21
	PAC									2	6	13
	BUWEPS	49		49								
		49		49					1	8	19	34
HUP 2	LANT	28						28	24	17	7	4
	PAC	40			1		6	33	37	36	29	23
	NABS	19						19	19	19	19	20
	NATRA	16						16	21	21	19	19
	NART	16						16	27	27	33	33
	RDT&E	1						1	1	1	1	1
	BUWEPS	18	18									
		138	18		1		6	113	129	121	108	100
		246	29	49	3		7	158	175	172	174	182

* COMBAT FIRST LINE MODELS

DECLASSIFIED

CONFIDENTIAL

TABLE 3 PROGRAM AIRCRAFT

PROGRAM INVENTORY BY STATUS AND PLANNED OPERATING ASSIGNMENTS

BY COMMAND, CLASS AND MODEL

CLASS AND MODEL		COMMAND	TOTAL	BUWEPS FR: NON OPERATIONAL SUPPORT	BUWEPS FR: RESERVE STOCK	OPERATING COMMANDS: OPERATIONAL POOL: READY FOR ISSUE	OPERATING COMMANDS: OPERATIONAL POOL: NOT READY FOR ISSUE: UNDG. PAR AIRLINE & PROG. MAINT.	OPERATING COMMANDS: OPERATIONAL POOL: NOT READY FOR ISSUE: OTHER	OPERATING COMMANDS: ON BOARD OPERATING INV.	PLANNED ASSIGNMENTS: 31 MAR 1960	PLANNED ASSIGNMENTS: 30 JUN 1960	PLANNED ASSIGNMENTS: 30 SEP 1960	PLANNED ASSIGNMENTS: 31 DEC 1960
HT													
	HTL 7	LANT								5	8	8	8
		PAC	5						5	4	5	6	6
		NATRA	9						9	4			
			14						14	13	13	14	14
	HTL 6	NATRA	28						28	33	35	35	35
		BUWEPS	15	7	8								
			43	7	8				28	33	35	35	35
	HTL 5	LANT	3						3				
		NART	1						1				
		BUWEPS	2		2								
			6		2				4				
	HTL 4	LANT	2						2				
		BUWEPS	2		2								
			4		2				2				
			67	7	12				48	46	48	49	49
AIRSHIPS													
ZP													
	ZS2G 1	RDT&E	1						1				
		BUWEPS	11		11								
			12		11				1				
	ZSG 4	RDT&E								1	1	1	1
		BUWEPS	7		7								
			7		7					1	1	1	1
	* ZPG 2	LANT	5			1			4	4	4	4	4
		RDT&E	1						1	1	1	1	1
		BUWEPS	4	2	2								
			10	2	2	1			5	5	5	5	5
	ZPG 1	RDT&E								1	1	1	1
		BUWEPS	1		1								
			1		1					1	1	1	1
			30	2	21	1			6	7	7	7	7
ZW													
	* ZPG 3W	LANT	1						1	4	4	4	4
			1						1	4	4	4	4
	* ZPG 2W	LANT	4						4				
		RDT&E								1			
		BUWEPS	1		1								
			5		1				4	1			
			6		1				5	5	4	4	4

* COMBAT FIRST LINE MODELS

CONFIDENTIAL

TOTAL PROGRAM AND NON-PROGRAM AIRCRAFT

DECLASSIFIED

TABLE 4 LOCATION OF AIRCRAFT INVENTORY BY ORGANIZATIONAL UNIT

LOCATION	UNIT	NO. OF A/C	COM-MAND
ABD ANTIETAM	VMA 324	23	19
ABD ATKA	HU 2 DET 70	2	11
ABD CHMPLAIN	HMRM 461	16	19
ABD EASTWIND	HU 2 DET 73	2	11
ABD ESSEX	VF 13	12	11
	VF 62	12	11
	VA 176	12	11
	VFP 62 DET 45	3	11
	VAW 12 DET 45	3	11
	HU 2 DET 45	3	11
	VMA 225	12	19
ABD FORRESTL	VF 103	14	11
	VAH 5	10	11
	VFP 62 DET 42	3	11
	VAW 12 DET 42	4	11
	VAW 33 DET 42	3	11
ABD GLACIER	HU 2 DET 69	2	11
ABD HANCOCK	VF 151	9	21
	VA 152	13	21
	VA 153	12	21
	VF 154	11	21
	VA 155	12	21
	VAH 4 D	3	21
ABD KEARSAGE	VAW 13 DET A	3	21
	VS 21	22	21
	HS 6	15	21
ABD LEXINGTN	VA 212	12	21
ABD MIDWAY	VA 23	12	21
	VF 24	12	21
	VA 22	14	21
	VF 21	12	21
	VA 25	12	21
	VAH 8	9	21
ABD RANGER	VA 146	15	21
ABD RICHARD	VF 191	11	21
	VA 192	12	21
	VF 193	12	21
	VA 195	11	21
	VA 196	10	21
	VAH 4 E	2	21
ABD ROOSEVLT	VFP 62 DET 37	1	11
ABD SARATOGA	VF 31	14	11
	VF 32	16	11
	VA 34	12	11
	VA 35	12	11
	VA 36	13	11
	VAH 9	12	11
	VFP 62 DET 43	3	11
	VAW 12 DET 43	3	11
	VAW 33 DET 43	3	11
	HU 2 DET 43	2	11
ABD TACONIC	HU 2 DET 93	1	11
ABD TANNER	HU 2 DET 76	1	11
ABD WASP	VAW 12 DET 48	4	11
	VS 31	22	11
	HS 11	15	11
	HU 2 DET 48	1	11
ADAK	NAVSTA 17 ND	2	21
AGANA	VCP 61	24	21
	VAW 13	7	21
	VW 1	10	21
	VW 3	9	21
	NAS	8	21
AKRON	BWR AKRON	1	31
ALAMEDA	VF 91	14	21
	VF 92	15	21
	VA 93	12	21
	VA 94	13	21
	VA 95	13	21
	VP 9	12	21
	VP 19	13	21
ALAMEDA	VP 47	12	21
	NAS ALAMEDA	32	21
	CVA 61 RANGER	1	21
	CVA 31 RICHARD	1	21
	CVA 14 TCNDRGA	1	21
	CVA 34 ORISKNY	1	21
	CVA 41 MIDWAY	1	21
	NAS 12 NAV DST	26	31
	O&R BUWEPS FR	292	88
ANACOSTIA	NAS ANACOSTIA	81	31
	HQ MC FLT SECT	15	39
	NARTU	34	50
	NAS RDT&E	2	70
ANNAPOLIS	NAF ANNAPOLIS	11	31
ARGENTIA	VW 11	16	11
	FASRON 106	2	11
	NAVSTA	4	11
ATLANTA	NAS NART	25	50
ATSUGI	VP 21 DET	9	21
	H&MS 11	13	29
	VMF 251	20	29
	VMFAW 314	21	29
	VMFAW 531	20	29
	VMFAW 542	20	29
	VU 5	15	21
	NAS	38	21
AUSTRALIA	ATT MELBOURNE	1	21
BALTIMORE	BWR BALTIMORE	1	31
	BWR RDT&E	3	70
	BWR FR	40	88
BARBERS PNT	GMSRON 1	16	21
	VP 6	12	21
	VP 22	10	21
	VP 28	12	21
	AIRBARSRON 2	41	21
	VR 21	11	21
	FASRON 117	20	21
	VU 1	18	21
	NAS 14 NAVDST	6	21
BEAUFORT	VMF 122	18	19
	VMF 235	23	19
	VMF 333	27	19
	VMF 312	25	19
	VMA 331	20	19
	MCAAS	8	39
BERMUDA	VP 45	13	11
	VP 49	13	11
	FASRON 111	1	11
BETHPAGE	BWR RDT&E	16	70
	BWR FR	34	88
BLOOMFIELD	BWR RDT&E	6	70
	BWRR FR	1	88
BOSTON	INM	5	70
	ONR	1	70
BRAZIL	MISSION RIO DJ	1	11
BREMERTON	CVS 12 HORNET	1	21
	CVS 10 YORKTWN	1	21
BROWN FIELD	VU 3	15	21
	VU 7	33	21
	NAAS 11 NAVDST	1	31
BRUNSWICK	VP 11	13	11
	VP 21	12	11
	VP 26	12	11
	NAS 1 NAV DST	4	31
	POOL BUWEPS FR	4	88
BUENOS AIRES	NAV ADV GROUP	1	11
BUFFALO	BWR BUFFALO	1	31
	BWR RDT&E	1	70
BURBANK	BWR BURBANK	1	31
	BWR RDT&E	2	70
	BWR FR	46	88
CAMP PENDLET	VMO 6	12	29
CECIL FIELD	VF 14	17	11
	VF 11	15	11
	VA 46	17	11
	VA 172	15	11
	VF 174	41	11
	VA 12	12	11
	VA 106	12	11
	FASRON 9	4	11
	NAS 6 NAV DST	7	31
CHASE	NAAS NAATC	158	43
CHERRY POINT	MARS MWSG 27	19	19
	H&MS 14	5	19
	H&MS 24	8	19
	H&MS 32	4	19
	VMFAW 114	20	19
	VMFAW 115	22	19
	VMA 224	23	19
	VMA 225 DET A	8	19
	VMA 533	24	19
	VMCJ 2	19	19
	VMR 252	16	19
	VMR 353	11	19
	VMT 1	21	19
	MCAS	9	19
	MCAS SO&FS	13	39
	O&R BUWEPS FR	150	88
CHILE	MISSION VLPRSO	1	11
CHINA LAKE	VX 5	12	21
	NAF 11 NAV DST	3	31
	NAF RDT&E	40	70
CLEVELAND	NASA	1	70
COLORADO SPR	COMNAVCONAD	3	31
COLOMBIA	MISSION BOGOTA	1	11
COLUMBUS	BWR COLUMBUS	2	31
	BWR RDT&E	13	70
	BWR FR	31	88
CRPS CHRISTI	NAS NAATC	177	43
CUBI PNT	VU 5 DET A	3	21
	NAS CUBI PNT	23	21
DAHLGREN	NAF	1	31
DALLAS	NAS NART	52	50
	BWR RDT&E	5	70
	BWR FR	50	88
DAYTON	BWGR CEN DIST	3	31
DENVER	NAVCRUIT STA	2	31
DHAHRAN AFB	HDQTRS CMEF	1	11
DOM REP	MISSION CUITRU	1	11
EDWARDS AFB	NLO	4	70
EST HARTFORD	BWR EST HRTFRD	1	31
	BWR RDT&E	11	70
	BWR FR	21	88
ECUADOR	MISSION QUITO	1	11

DECLASSIFIED

TABLE 4 LOCATION OF AIRCRAFT INVENTORY BY ORGANIZATIONAL UNIT

LOCATION	UNIT	NO. OF A/C	COM-MAND
EGYPT	ATT CAIRO	1	11
EL CENTRO	NPF	10	70
EL SEGUNDO	BWR EL SEGUNDO	3	31
	BWR RDT&E	13	70
	BWR FR	56	88
EL TORO	H&MS 15	7	29
	MARS 37	14	29
	H&MS 33	7	29
	VMF 323	24	29
	VMF 334	21	29
	VMF 451	19	29
	VMFAW 513	20	29
	VMA 121	20	29
	VMA 223	24	29
	VMA 311	20	29
	VMCJ 3	21	29
	VMR 352	22	29
	HMRC 363	24	29
EL TORO	HHS AFMFPAC	9	29
	VMT 2	23	29
	MCAS SO&ES	10	39
ELLYSON FLD	HTG 1	74	41
FALLON	NAAS 12 NAVDST	4	31
FORT WORTH	BWR RDT&E	2	70
FUTEMA	HMRL 261	19	29
GLENVIEW	NAS NRT TRS PL	6	50
	NAS NART	55	50
GLYNCO	NAS	9	44
	NAVCICOFFSCOL	51	44
GREECE	ATT ATHENS	1	11
GROSSE ILE	NAS NART	40	50
GTMO BAY	VU 10	12	11
	NAS 10 NAVDST	6	11
HAITI	MISSION PTAUPR	1	11
ICELAND	VP 23	14	11
	FASRON 107	2	11
INDIA	ATT NEW DELHI	1	11
INDIANAPOLIS	BWR INDIANPLIS	1	31
IRAN	ATT TEHRAN	1	11
IWAKUNI	VQ 1	9	21
	VP 1	12	21
	MARS 17	17	29
	H&MS 12	8	29
	VMA 211	20	29
	VMA 332	20	29
	VMCJ 1	16	29
	VMR 253	20	29
	MCAF IWAKUNI	5	29
JACKSONVILLE	VA 15	12	11
	VA 44	76	11
	VFP 62	19	11
	VAP 62	8	11
	VP 5	13	11
	VP 16	15	11
	VW 4	9	11
	VU 10 DET	2	11
	NAS JAX	7	11
	NAS 6 NAV DST	25	31
	NARTU	39	50
	O&R BUWEPS FR	130	88
JAVA	ATT DJAKARTA	1	21
JOHNSVILLE	NAS 4 NAV DST	8	31
	NADC	17	7*
KANEOHE	H&MS 13	11	29
	VMF 232	19	29
	VMA 212	22	29
	VMA 214	20	29
	HMRL 161	15	29
	MCAS 14 ND	7	29
	DET	4	31
KEFLAVIK	VP 7	13	11
	VP 18	12	11
KEY WEST	VF 101	46	11
	HS 1	12	11
	VX 1	13	11
	NAS 6 NAV DST	8	31
KINGSVILLE	NAAS NAATC	222	43
KIRTLAND AFB	NASWF	1	31
	NASWF	10	70
KODIAK	VP 2	12	21
	FASRON 114	1	21
	NAVSTA 17 ND	3	21
KWAJALEIN	NAVSTA 14 ND	4	21
LAJES	NAF	1	11
LAKEHURST	ZP 3	6	11
LAKEHURST	ZW 1	7	11
	HU 2	36	11
	NAS 4 NAV DST	3	31
	NARTU	11	50
	NATESI	15	70
	NAS	3	70
	O&R BUWEPS FR	20	88
LANGLEY FLD	NASA	2	70
LITCHFLD PRK	NAF 11 NAV DST	2	31
	STORAGE FACLTY	1772	88
LONDON	FASRON SPC 200	7	11
LONG BEACH	CVS 33 KERSRGE	1	21
LOS ALAMITOS	VS 23	22	21
	VS 37	23	21
	FASRON 4 DET A	2	21
	NAS NART	87	50
LOS ANGELES	LPH 6 THETIS B	1	21
	CVA 16 LEXIGTN	1	21
MAYPORT	CVS 39 CHMPLAN	1	11
	CVA 42 FDR	1	11
	NAVSTA	5	31
MEMPHIS	RTG 7	100	41
	NAS	17	44
	NARTU	25	50
MEXICO	ATT MEXICO CTY	1	11
MIDWAY	NAVSTA 14 ND	3	21
MINNEAPOLIS	NAS NART	33	50
MIRAMAR	VF 51	17	21
	VA 52	11	21
	VF 53	15	21
	VA 55	12	21
	VA 56	13	21
	VF 111	16	21
	VA 112	13	21
	VA 113	12	21
	VA 114	12	21
	VA 115	13	21
	VF 121	67	21
	VA 126	45	21
	VF 141	13	21
	VF 142	14	21
	VA 144	15	21
	VA 145	11	21
	VCP 63	27	21
	VCP 63 DET M	3	21
	FASRON 12	8	21
	NAS 11 NAV DST	7	31
MOFFETT FLD	VF 124	70	21
	~~VA 125~~	~~23~~	21
	VF 211	10	21
	VF 213	4	21
	VA 215	12	21
	VA 216	13	21
	NAS MOFFETT	13	21
	NAS 12 NAV DST	14	31
	NASA	1	70
MONTEREY	NAF 12 NAVDST	43	31
MORTON	BWR RDT&E	2	70
NAHA	GMSRON 1 DET S	2	21
	VP 4	14	21
	NAF	5	21
NAPLES	VR 24 DET	7	11
	NAF	18	11
NEW IBERIA	NAAS NAATC	1	43
NEWPORT	CVS 40 TARAWA	1	11
NEW ORLEANS	NAS NART	39	50
NEW RIV JAX	H&MS 26	1	19
	HMRL 162	20	19
	HMRL 264	19	19
	HMRL 262	21	19
	HMRC 263	29	19
	VMO 1	14	19
NEW RIV JAX	MCAF	6	39
NEW YORK	CVS 36 ANTETAM	1	11
	CVA 60 SARATOG	1	11
	NAS NART	67	50
NORFOLK	VS 27	22	11
	VS 30	21	11
	VS 36	23	11
	HS 3	14	11
	HS 7	14	11
	VP 8	13	11
	VP 24	13	11
	VP 44	12	11
	VP 56	12	11
	HU 2 DET 1	7	11
	FASRON 3	29	11
	FASRON 102	8	11
	VRF 31	3	11
	CVA 9 ESSEX	1	11
	CVS15 RANDOLPH	1	11
	LPH 4 BOXER	1	11
	CVA 59 FORSTAL	1	11
	CVS 45 VALYFRG	1	11
	CVS 18 WASP	1	11
	CVA 62 INDPEND	1	11
	USS ALBEMARLE	1	11
	H&HS AFMFLNT	8	19
	NAS 5 NAV DST	17	31
	NARTU	29	50
	O&R BUWEPS FR	416	88
NORTH ISLAND	VA 122	36	21
	VAW 11	36	21
	VAW 11 DET M	6	21
	VAW 11 DET T	4	21
	VFAW 3	35	21
	VS 38	25	21
	VP 42	12	21
	VP 46	12	21
	VP 48	13	21
	VR 21 DET	9	21
	FASRON 4	30	21
	FASRON 110	6	21
	VRF 32	3	21
	NAS NORTH ISL	15	21
	NAS 11 NAV DST	11	31
NORWAY	ATT OSLO	1	11
OAKLAND	NAS NART	80	50
OCEANA	VA 43	56	11
	VA 42	22	11
	VF 33	16	11
	VF 74	17	11
	VA 65	12	11
	VA 66	13	11
	VA 76	12	11
	VF 41	16	11
	VF 84	14	11
	~~VA 75~~	12	11
	VF 86	12	11
	VA 72	13	11
	VF 102	15	11
	VA 81	12	11
	VA 83	12	11
	VA 85	12	11
	VX 3	11	11
	FASRON 5	1	11
	VU 4	15	11
	NAS 5 NAV DST	14	31

DECLASSIFIED

TOTAL PROGRAM AND NON-PROGRAM AIRCRAFT

TABLE 4 LOCATION OF AIRCRAFT INVENTORY BY ORGANIZATIONAL UNIT

LOCATION	UNIT	NO. OF A/C	COM-MAND
OLATHE	NATECHTRAU	16	44
	NAS NART	38	50
ONTARIO	BWR FR	24	88
OPPAMA	HU 1 DET 1	12	21
	H&MS 16	6	29
	NAF	47	21
PANAMA	COM FIFTEEN	1	11
PANAMA CITY	MINEDEFDEVU	4	70
PT HUENEME	LPH 5 PRINCETN	1	21
PORT ISABEL	NAAS NAATC	2	43
PTXNT RIVER	VW 2	10	11
	VW 13	12	11
	VW 15	11	11
PTXNT RIVER	VR 1	15	11
	NAS PTXNT RIV	15	31
	NATC RDT&E	119	70
PEARL HARBOR	NAS 14 NAVDST	1	21
PENSACOLA	NAS NARTC	149	41
	CVS 36ANTETAM	1	41
	NATECHTRAU	16	44
	O&R BUWEPS FR	449	88
PERU	MISSION LIMA	1	11
PHILADELPHIA	NATECHTRAU	1	44
	NAMC	5	70
PNT ARGUELLO	NMF	2	31
POINT MUGU	GMSRON 1 DET Z	12	21
	VX 4	24	21
	PAC MISSLE RNG	55	31
	NAS 11 NAV DST	10	31
	USNMC RDT&E	14	70
PORT LYAUTEY	VR 24	8	11
	VMR 252 DET	2	19
	NAF ADV BASE	4	11
PORT WASHNGT	NTDC	1	31
QUANTICO	HMX 1	27	39
	MCAS AES 12	30	39
	MCAS AES 12	1	70
QUONSET PNT	VAW 12	32	11
	VAW 33	10	11
	VS 32	21	11
	VS 39	22	11
	HS 5	15	11
	HS 9	14	11
	VX 6	19	11
	VU 2	13	11
	CVA 11 INTREPD	1	11
	NAS 1 NAV DST	30	31
	NATU	4	70
	O&R BUWEPS FR	154	88
REAM FLD	HS 2	18	21
	HS 4	13	21
	HS 8	11	21
	HU 1	32	21
	NAAS 11 NAVDST	1	31
ROOSEVLT RDS	GMSRON 2	19	11
	FASRON 105	1	11
	NAVSTA	6	11
ROTA	VQ 2	10	11
	VP 10	12	11
	NAVSTA	15	11
SAN DIEGO	~~CVA 20 BENNING~~	~~1~~	~~21~~
	CVA 19 HANCOCK	1	21
	CVA 38 SHANGRL	1	21
	O&R BUWEPS FR	188	88
SANFORD	VAH 11	9	11
	VAH 3	24	11
	VAH 1	12	11
	VAH 7	11	11
	FASRON 51	3	11
	NAAS 6 NAV DST	5	31
SANGLEY PNT	VP 40	12	21
	NAVSTA	6	21
SANTA ANA	HMRL 163	23	29
	HMRL 361	24	29
	HMRM 462	18	29
	MCAF	2	39
SAUFLEY FLD	NAAS NABTC	231	41
SCHENECTADY	INSMAT	1	70
SEATTLE	NAS NART	37	50
SIGONELLA	VW 2 DET B	2	11
	NAF	3	11
SO WEYMOUTH	NADU	2	31
	NAS NART	59	50
	NADU	10	70
SO WEYMOUTH	POOL BUWEPS FR	2	88
SO AFRICA	ATT PRETORIA	1	11
ST LOUIS	BWR ST LOUIS	2	31
	BWR RDT&E	11	70
	BWR FR	11	88
SUKIRON	HMRL 362	20	29
	VMO 2	20	29
TETERBORO	BWR TETERBORO	1	31
TAIWAN	COMTAIWANDEF	1	21
	MAAG TSO YING	1	21
	NAVSECMAAGTAIP	1	21
THAILAND	MAAG BANGKOK	2	21
TRINIDAD	NAVSTA	1	11
TURKEY	MISSION ANKARA	1	11
WHDBY ISLAND	VAH 4	13	21
	VAH 6	14	21
	VAH 123	21	21
	VAH 2	8	21
	VP 17	12	21
	VP 50	12	21
	NAS 13 NAV DST	14	31
WHITING FLD	NAAS NABTC	376	41
VIETNAM	MAAG SAIGON	1	21
WILLOW GROVE	NAS NART	55	50
YOKOSUKA	COMNAVFORJAPAN	1	21
YUMA	FL AIR GUN SCH	6	21
	MCAAS	9	39
	ARGENTINA	4	88
	ATOM ENER COMM	1	88
	BLATZ AIRLINES	1	88
	CAL AIR CHARTR	1	88
	CEN AIRLNE INC	3	88
	DEPT OF AGRI	2	88
	DEPT OF INT	1	88
	DEPT OF JUSTCE	2	88
	FED AVN AGENCY	40	88
	GEN ELEC CO	1	88
	LAKE CEN AIRLN	2	88
	NO CEN AIRLNS	2	88
	OZARK AIR INC	3	88
	TRANS TEX AIRW	2	88
	U S ARMY	8	88
	USAF	3	88
	U S CG	1	88
		12054	

[redacted]

DECLASSIFIED

SECTION II
AIRCRAFT INVENTORY, END OF MONTH

PROGRAM AND NON-PROGRAM AIRCRAFT

TABLE PAGE

5...MAJOR PROGRAM CLASSIFICATION BY COMBAT AND NON-COMBAT TYPE AIRCRAFT 71

6...STATUS DISTRIBUTION BY CLASS AND COMMAND 72

7...STATUS DISTRIBUTION, 1949 TO DATE 73

8...NON-PROGRAM AIRCRAFT, STATUS DISTRIBUTION BY MODEL 74

9...PROGRAM AIRCRAFT, TYPE OF ORGANIZATIONAL UNIT BY CLASS 76

10...PROGRAM AIRCRAFT, ATLANTIC FLEET, TYPE OF ORGANIZATIONAL UNIT BY CLASS 78

11...PROGRAM AIRCRAFT, PACIFIC FLEET, TYPE OF ORGANIZATIONAL UNIT BY CLASS 79

SPECIAL TABLES

12...MAN-CARRYING DRONES BY COMMAND AND STATUS DISTRIBUTION BY MODEL 80

13...AIRCRAFT ON LOAN TO NAVY 80

CHARTS

1...AIRCRAFT INVENTORY AND PLANNED ASSIGNMENT DATA 69

2...MONTH-END INVENTORY OF PROGRAM AIRCRAFT BY STATUS, JUNE 1955 TO DATE 71

3...TOTAL NAVY PROGRAM AIRCRAFT BY ORGANIZATIONAL UNITS 77

CONFIDENTIAL

STATUS OF NAVY AIRCRAFT INVENTORY

SCOPE OF SECTION II

Navy aircraft "inventory" is comprised of all aircraft which have been accepted, but not stricken, by the Navy. An aircraft is accepted when legal custody is assumed by the Navy, and is stricken when officially separated from Navy custody by the signature of the Deputy Chief of Naval Operations (Air) to the monthly notice "Separations From and Reinstatements To the Navy list of aircraft".

Navy aircraft are presented under three basic classifications: STATUS, KIND OR CLASS and CONFIGURATION, and CUSTODY. "Status" refers to the classification of the functional employment or condition of aircraft; that is, generally, either undergoing, awaiting, or enroute to either operating, standard rework, special rework, storage, final disposition, or evaluation to determine next action. "Kind or Class and Configuration" refers to physical characteristics; as to general mission purpose of Navy aircraft design, e.g., fighter, attack, patrol, transport, etc. "Sub-Class" refers to the next lower level of classification into more specific mission purpose of design, e.g., all-weather, photographic, etc. "Custody" refers to organizational location; that is, administrative control of assignment, logistic support, and employment of aircraft; and, responsibility to account for and otherwise provide information about aircraft.

Included in Section II are selected inventory statistics for all Navy aircraft except non-man-carrying target drones and guided missiles. (Man-carrying drones and aircraft on loan to Navy are included in tables 12 and 13, but are excluded from all others in Section II.) Succeeding tables and listings represent successive breakdowns, in varying degree of detail, of current TOTAL INVENTORY.

GLOSSARY OF TERMS (AIRCRAFT)

TOTAL INVENTORY - Comprises all man-carrying Naval aircraft (including man-carrying drones) in the custody of all Navy and Marine organizations and units which have been accepted but not yet stricken. Total inventory may be divided into Program and Non-Program categories.

PROGRAM AIRCRAFT - Comprise all production aircraft in the physical custody of Navy and Marine units for which current or future operation within an authorized allowance is intended or can reasonably be expected. Stated differently, the program category includes operating, logistic support and reserve stock aircraft.

NON-PROGRAM AIRCRAFT - Comprise all aircraft of project development and service test (BIS) configuration, target drones (man-carrying), aircraft retired but not yet stricken (including contingency reserve), and aircraft on loan or on bailment contracts.

OPERATIONAL AIRCRAFT - This grouping includes all program aircraft in the controlling custody of the operating commands (COMNAVAIRLANT, COMNAVAIRPAC, CNATRA, CNARESTRA, NABS, and BUWEPS RDT&E) i.e., operating and operational pool aircraft.

OPERATING AIRCRAFT - are those aircraft in the custody of designated units for flight in performance of a Navy mission therefor, in accordance with, and in direct assignment against OPNAV planned operating assignments. Operating aircraft may be further classified by primary mission of unit having custody - "Combat", "Direct Combat Support", "Indirect Combat Support", "Air Training" and "Reserve (USNR-USMCR) Training".

LOGISTIC SUPPORT - Comprise aircraft in the Non-Operational Support and Operational Pool categories (see below).

OPERATIONAL POOL AIRCRAFT - are non-operating aircraft in custody of the operating command, i.e., pipeline aircraft in support of the operating program. Pool aircraft are often further classified as between "Ready For Issue" (those new or newly reworked aircraft awaiting issue to an operating unit) and "Not Ready For Issue" (aircraft in process of rework or return to BUWEPS).

NON-OPERATIONAL SUPPORT - aircraft are those in custody of BUWEPS (Fleet Readiness) for purposes of rework.

RESERVE STOCK - are program aircraft in the controlling custody of BUWEPS (FR) which are not currently and actively engaged in any of the various logistic processes (i.e., in, awaiting or enroute to operating or to rework) required in normal transition through standard service life.

CONTINGENCY RESERVE - aircraft are those which have been retired from the program inventory as a consequence of completion of standard service life but which have been retained in the inventory to alleviate mobilization deficiencies. Only those aircraft are retained in contingency reserve for which spare part support is available for at least one more overhaul and one more service tour.

ACTIVE AIRCRAFT - Operating aircraft and aircraft currently engaged in logistic support of operating aircraft.

INACTIVE AIRCRAFT - Non-program and Reserve Stock aircraft.

DECLASSIFIED

CHART 1

AIRCRAFT INVENTORY AND PLANNED ASSIGNMENT DATA

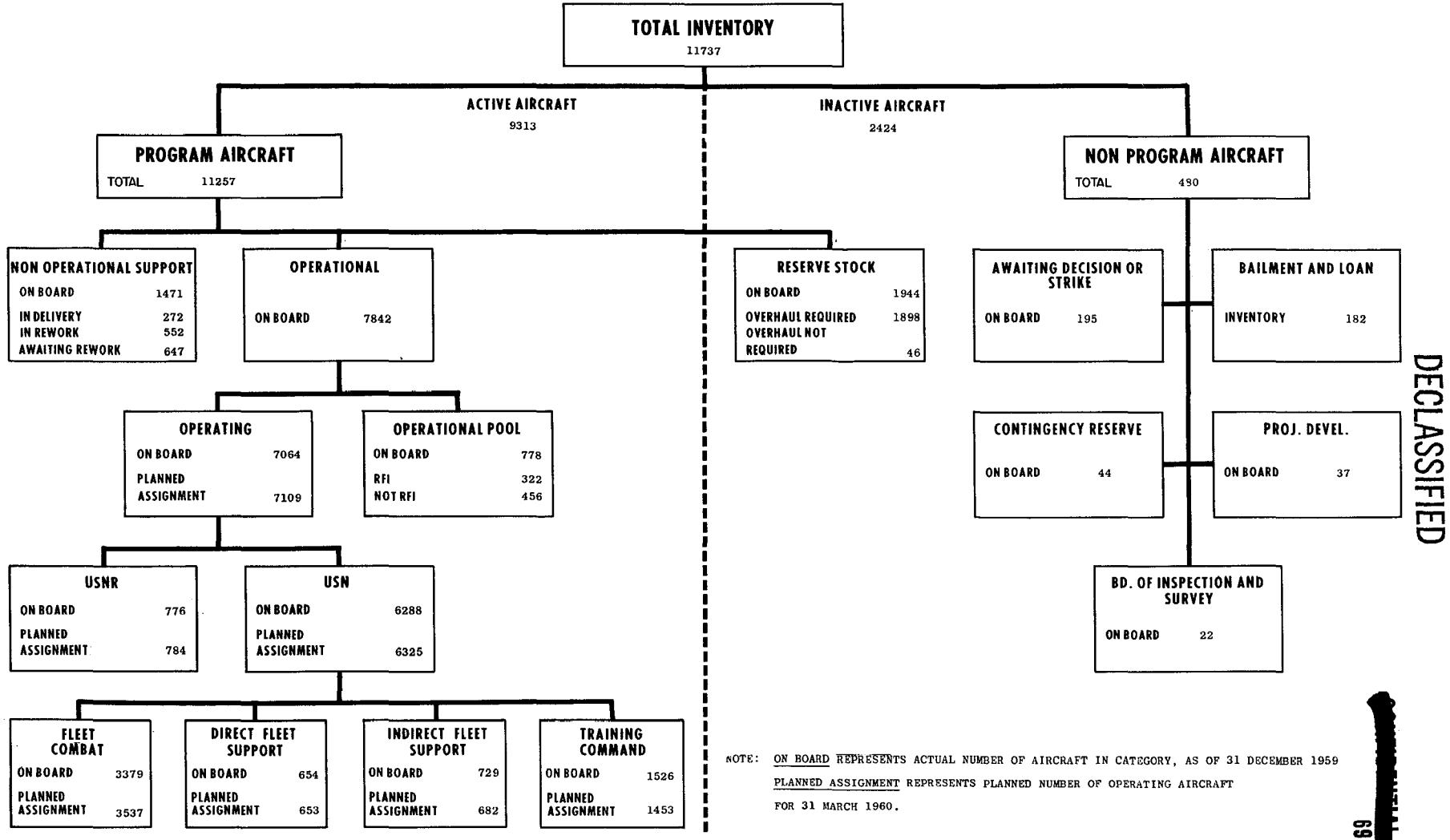

NOTE: ON BOARD REPRESENTS ACTUAL NUMBER OF AIRCRAFT IN CATEGORY, AS OF 31 DECEMBER 1959
PLANNED ASSIGNMENT REPRESENTS PLANNED NUMBER OF OPERATING AIRCRAFT FOR 31 MARCH 1960.

DECLASSIFIED

[redacted]

[redacted]

DECLASSIFIED

TOTAL AIRCRAFT INVENTORY

TABLE 5 MAJOR PROGRAM CLASSIFICATIONS BY COMBAT AND NON-COMBAT TYPE

PROGRAM & NON-PROGRAM

PROGRAM CLASSIFICATION	31 DECEMBER 1959					30 NOVEMBER 1959				
	GRAND TOTAL	HEAVIER-THAN-AIR			LIGHTER THAN AIR	GRAND TOTAL	HEAVIER-THAN-AIR			LIGHTER THAN AIR
		TOTAL	COMBAT TYPE	NON-COMBAT TYPE			TOTAL	COMBAT TYPE	NON-COMBAT TYPE	
TOTAL INVENTORY	11,737	11,699	7,347	4,352	38	11,743	11,706	7,345	4,361	37
PROGRAM AIRCRAFT	11,257	11,221	7,002	4,219	36	11,256	11,221	7,005	4,216	35
Operational	7,842	7,830	4,996	2,834	12	7,918	7,908	5,054	2,854	10
Operating	7,064	7,053	4,372	2,681	11	7,095	7,086	4,370	2,716	9
U. S. Navy	6,288	6,277	3,759	2,518	11	6,316	6,307	3,763	2,544	9
U. S. Navy Reserve	776	776	613	163	-	779	779	607	172	-
Operational Pools	778	777	624	153	1	823	822	684	138	1
RFI	322	321	250	71	1	319	319	262	57	-
Not RFI	456	456	374	82	-	504	503	422	81	1
Non-Operational Support	1,471	1,469	1,053	416	2	1,440	1,438	1,046	392	2
Delivery	272	272	191	81	-	215	215	162	53	-
Rework	552	550	374	176	2	613	611	417	194	2
Awtg. Rework	647	647	488	159	-	612	612	467	145	-
Reserve Stock	1,944	1,922	953	969	22	1,898	1,875	905	970	23
Overhaul Required	1,898	1,883	931	952	15	1,849	1,834	880	954	15
Overhaul Not Required	46	39	22	17	7	49	41	25	16	8
NON-PROGRAM AIRCRAFT	480	478	345	133	2	487	485	340	145	2
Awaiting Decision or Strike	195	195	158	37	-	208	208	166	42	-
Contingency Reserve	44	44	42	2	-	43	43	41	2	-
Project Development	37	37	31	6	-	37	37	27	10	-
Bailment and Loan	182	182	95	87	-	179	179	89	90	-
Board of Inspection and Survey	22	20	19	1	2	20	18	17	1	2

CHART 2

TOTAL PROGRAM AIRCRAFT BY STATUS

30 JUNE 1955 TO DATE

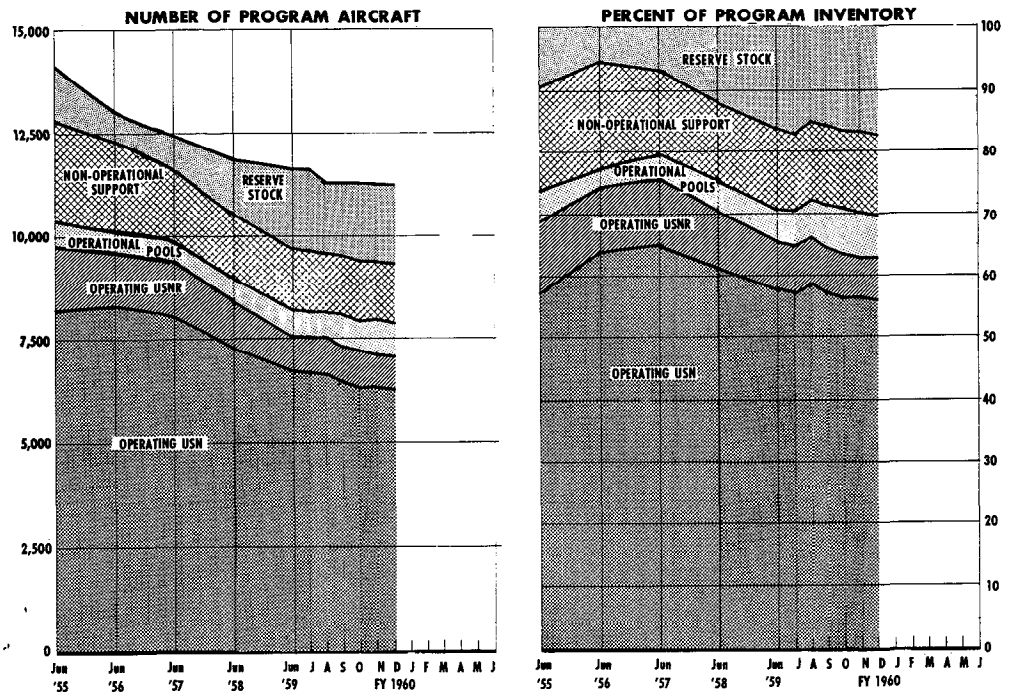

[redacted]

TABLE 6

DECLASSIFIED

TOTAL AIRCRAFT INVENTORY
STATUS DISTRIBUTION BY CLASS & COMMAND
PROGRAM & NON-PROGRAM

CLASS AND COMMAND	GRAND TOTAL	PROGRAM: TOTAL	PROGRAM: OPERATIONAL: OPERATING	PROGRAM: OPERATIONAL: LOGISTIC SUPPORT: OPT'L POOL: RFI	PROGRAM: OPERATIONAL: LOGISTIC SUPPORT: OPT'L POOL: NOT RFI	PROGRAM: NON-OPERATIONAL SUPPORT: IN DELIVERY	PROGRAM: NON-OPERATIONAL SUPPORT: IN REWORK	PROGRAM: NON-OPERATIONAL SUPPORT: AWTG. REWORK	PROGRAM: RESERVE STOCK	NON-PROGRAM: TOTAL	NON-PROGRAM: AWTG DECISION	NON-PROGRAM: AWTG. STRIKE	NON-PROGRAM: CONTINGENCY RESERVE	NON-PROGRAM: PROJECT DEVELOPMENT a/	NON-PROGRAM: BAILMENT & LOAN	NON-PROGRAM: BOARD OF INSPECTION & SURVEY
TOTAL	11,737	11,257	7,064	322	456	272	552	647	1,944	480	64	131	44	37	182	22
Fighter	2,743	2,632	1,347	151	185	61	88	182	618	111	27	7	15	15	43	4
VF(DAY)JET	1,517	1,490	657	92	102	15	54	106	464	27	2	-	-	6	15	4
VF(AW)JET	878	798	508	47	76	32	24	60	51	80	25	7	15	9	24	-
VF(P)JET	216	213	98	12	6	7	5	1	84	3	-	-	-	-	3	-
VF(D)JET	87	86	49	-	-	7	4	14	12	1	-	-	-	-	1	-
VF(KD)JET	16	16	9	-	-	-	-	-	7	-	-	-	-	-	-	-
VF(Q)JET	29	29	26	-	1	-	1	1	-	-	-	-	-	-	-	-
Attack	2,527	2,330	1,490	67	131	82	103	189	268	197	15	104	27	9	28	14
VA(DAY)JET	1,167	1,140	858	46	87	52	20	28	49	27	4	-	5	6	8	4
VA(AW)JET	9	1	-	-	-	1	-	-	-	8	-	-	-	-	8	-
VA(P)JET	24	20	17	-	-	1	2	-	-	4	-	-	-	-	2	2
VA(Q)JET	14	9	5	-	-	3	1	-	-	5	-	-	-	-	3	2
VA(HT)JET	4	2	1	-	-	1	-	-	-	2	-	-	-	-	-	2
VA(H)JET	157	152	119	-	21	3	7	2	-	5	-	-	-	2	3	-
VA(DAY)PROP	769	640	340	11	13	13	61	88	114	129	7	100	22	-	-	-
VA(AW)PROP	159	157	67	9	1	1	3	52	24	2	2	-	-	-	-	-
VA(W)PROP	197	189	70	1	9	7	9	19	74	8	-	-	-	1	3	4
VA(P)PROP	15	13	6	-	-	-	-	-	7	2	2	-	-	-	-	-
VA(Q)PROP	7	7	7	-	-	-	-	-	-	-	-	-	-	-	-	-
VA(H)PROP	5	-	-	-	-	-	-	-	-	5	-	4	-	-	1	-
Anti-Submarine	623	616	472	15	13	9	40	67	-	7	-	-	-	1	6	-
VS	623	616	472	15	13	9	40	67	-	7	-	-	-	1	6	-
Patrol	749	746	522	8	17	5	102	34	58	3	-	-	-	2	1	-
VP(L)	560	558	396	5	12	5	69	27	44	2	-	-	-	1	1	-
VP(LD)	6	6	4	-	-	-	1	1	-	-	-	-	-	-	-	-
VP(S)	183	182	122	3	5	-	32	6	14	1	-	-	-	1	-	-
Warning	142	140	102	5	16	-	9	-	8	2	-	-	-	-	1	1
VW(WEA)	7	7	5	2	-	-	-	-	-	-	-	-	-	-	-	-
VW(AEW)	127	126	97	3	16	-	2	-	8	1	-	-	-	-	1	-
VW(Q)	8	7	-	-	-	-	7	-	-	1	-	-	-	-	-	1
Observation	48	48	37	3	2	2	1	3	-	-	-	-	-	-	-	-
VO	48	48	37	3	2	2	1	3	-	-	-	-	-	-	-	-
Transport	617	570	429	3	19	7	44	7	61	47	1	-	-	-	46	-
VR(H)	165	164	134	2	13	2	12	1	-	1	-	-	-	-	1	-
VR(M)	372	328	227	1	2	5	28	4	61	44	1	-	-	-	43	-
VR(C)	80	78	68	-	4	-	4	2	-	2	-	-	-	-	2	-
Utility	196	194	94	2	4	9	17	13	55	2	2	-	-	-	-	-
VU(SAR)	99	99	60	-	3	7	14	4	11	-	-	-	-	-	-	-
VU(TOW)	81	80	27	2	1	-	1	8	41	1	1	-	-	-	-	-
VU(T&D)	16	15	7	-	-	2	2	1	3	1	1	-	-	-	-	-
Training	3,048	2,980	1,843	49	47	55	91	103	792	68	16	9	2	6	34	1
VT(JET)	1,064	1,037	634	31	28	45	21	35	243	27	11	3	-	5	7	1
VT(D)(JET)	16	15	10	-	-	-	-	1	4	1	-	-	-	-	1	-
VT(KD)(JET)	9	7	1	-	-	-	-	-	6	2	1	-	-	-	1	-
VT(ME)(PROP)	783	772	479	14	6	2	1	7	263	11	4	5	-	-	2	-
VT(MEP)	39	39	29	-	-	-	-	2	8	-	-	-	-	-	-	-
VT(SE)(PROP)	1,079	1,077	676	4	13	8	65	58	253	2	-	1	-	1	-	-
VT(E)(PROP)	42	17	-	-	-	-	2	-	15	25	-	-	2	-	23	-
VT(NAV)(PROP)	6	6	5	-	-	-	1	-	-	-	-	-	-	-	-	-
VT(D)(PROP)	10	10	9	-	-	-	1	-	-	-	-	-	-	-	-	-
Rotary Wing	1,006	965	717	18	22	42	55	49	62	41	3	11	-	4	23	-
HS	223	208	172	2	1	7	20	6	-	15	-	-	-	3	12	-
HO	105	98	67	1	3	9	9	8	1	7	1	5	-	-	1	-
HRL	307	307	237	12	10	17	12	19	-	-	-	-	-	-	-	-
HU	253	246	158	3	7	6	11	12	49	7	2	-	-	-	5	-
HT	77	67	48	-	-	1	2	4	12	10	-	6	-	-	4	-
HR(M)	41	39	35	-	1	2	1	-	-	2	-	-	-	1	1	-
Airships	38	36	11	1	-	-	2	-	22	2	-	-	-	-	-	2
ZP	30	30	6	1	-	-	2	-	21	-	-	-	-	-	-	-
ZW	8	6	5	-	-	-	-	-	1	2	-	-	-	-	-	2
COMMAND																
LANT	2,141	2,139	1,875	136	128	-	-	-	-	2	2	-	-	-	-	-
PAC	2,578	2,578	2,181	147	250	-	-	-	-	-	-	-	-	-	-	-
NABS	554	554	549	-	5	-	-	-	-	-	-	-	-	-	-	-
NATRA	1,601	1,601	1,526	26	49	-	-	-	-	-	-	-	-	-	-	-
NART	811	811	776	13	22	-	-	-	-	-	-	-	-	-	-	-
RDT&E	323	159	157	-	2	-	-	-	-	164	-	-	-	37	105	22
BUWEPS	3,729	3,415	-	-	-	272	552	647	1,944	314	62	131	44	-	77	-

a/ Project Development - A new non-program aircraft category, established with 30 June 1958 data, which includes both the Research and Development "Y-Project" aircraft and Experimental aircraft.

[redacted]

DECLASSIFIED

[redacted]

TABLE 7

STATUS DISTRIBUTION BY CLASS & COMMAND

PROGRAM & NON-PROGRAM

CLASS AND COMMAND	GRAND TOTAL	PROGRAM								NON - PROGRAM						
		TOTAL	OPERATIONAL			NON-OPERATIONAL SUPPORT			RESERVE STOCK	TOTAL	AWTG DECISION b/	AWTG. STRIKE	CONTINGENCY RESERVE	PROJECT DEVELOPMENT d/	BAILMENT & LOAN	BOARD OF INSPECTION & SURVEY
			OPER-ATING	LOGISTIC SUPPORT												
				OPT'L POOL a/												
				RFI	NOT RFI	IN DELIVERY	IN REWORK	AWTG. REWORK								
30 JUNE																
1949	14,116	13,965	7,695	483	-	602	1,463	868	2,854	151	85	-	-	66	-	-
1950	14,095	13,891	6,177	553	-	535	965	869	4,792	204	119	-	-	42	43	-
1951	13,532	13,174	7,369	797	-	610	1,053	877	2,468	358	269	-	-	43	46	-
1952	13,846	13,475	8,814	836	-	677	1,031	818	1,299	371	269	-	-	35	67	-
1953	14,723	14,012	9,946	1,167	-	685	835	675	704	711	574	-	-	33	104	-
1954																
31 March	15,172	14,019	9,712	958	-	629	727	1,013	950	1,153	965	-	-	24	119	45
30 June	15,536	14,151	9,733	1,025	-	588	847	880	1,078	1,385	1,197	-	-	24	118	46
30 September	15,734	14,129	9,701	897	-	557	908	894	1,172	1,605	1,399	-	-	18	139	49
31 December	16,052	14,311	9,707	829	-	563	912	1,036	1,264	1,741	123	-	1,397c/	16	156	49
1955																
31 March	16,318	14,080	9,559	851	-	624	1,010	937	1,099	2,238	581	-	1,428	16	159	54
30 June	16,504	14,140	9,761	644	23	612	924	857	1,319	2,364	126	503	1,508	18	163	46
30 September	16,780	14,159	9,715	543	31	598	1,036	774	1,462	2,621	126	831	1,431	13	170	50
31 December	17,079	13,710	9,578	460	26	626	1,038	775	1,207	3,369	148	2,145	817	11	191	57
1956																
31 March	17,067	13,554	9,692	442	46	539	1,063	718	1,054	3,513	125	2,527	590	8	200	63
30 June	15,761	13,003	9,687	371	32	482	981	764	686	2,758	131	1,591	734	9	236	57
30 September	14,714	12,752	9,596	350	15	369	943	745	734	1,962	201	602	829	8	266	56
31 December	14,253	12,573	9,553	364	18	391	892	618	737	1,680	158	336	853	8	265	60
1957																
31 March	13,933	12,556	9,557	400	17	380	767	604	841	1,367	103	169	760	7	275	53
30 June	13,958	12,434	9,421	471	21	362	718	624	817	1,524	196	137	870	5	270	46
30 September	12,748	12,065	9,398	180	295	348	776	444	684	683	58	160	145	5	272	43
31 December	12,786	12,140	9,275	100	354	373	756	422	860	646	66	133	150	3	252	42
1958																
31 March	12,865	12,214	9,039	112	390	391	758	464	1,060	651	93	149	150	-	223	36
30 June	12,573	11,924	8,424	198	373	259	764	515	1,391	649	59	221	56	58	226	29
30 September	12,087	11,629	8,415	124	412	242	678	395	1,363	458	27	121	4	49	230	27
31 December	12,098	11,659	8,147	116	455	290	661	479	1,511	439	40	94	4	44	237	20
1959																
31 January	12,104	11,658	7,965	106	472	248	711	529	1,627	446	55	92	4	42	232	21
28 February	12,034	11,618	7,726	152	468	242	751	582	1,697	416	52	58	9	42	236	19
31 March	12,048	11,607	7,657	170	452	221	690	563	1,854	441	66	77	9	35	235	19
30 April	12,059	11,597	7,674	136	464	198	679	568	1,878	462	85	81	9	33	234	20
31 May	12,034	11,569	7,676	143	436	193	649	575	1,897	465	91	87	14	31	221	21
30 June	12,067	11,597	7,562	145	462	274	617	589	1,948	470	104	84	14	32	212	24
31 July	12,001	11,594	7,505	182	464	224	640	589	1,990	407	111	22	14	32	201	27
31 August	11,708	11,323	7,506	190	456	188	661	581	1,741	385	51	49	27	32	201	25
30 September	11,700	11,296	7,277	323	498	207	624	590	1,777	404	73	57	27	35	197	15
31 October	11,651	11,260	7,151	323	472	207	639	599	1,869	391	104	16	26	38	193	14
30 November	11,743	11,256	7,095	319	504	215	613	612	1,898	487	70	138	43	37	179	20
31 December	11,737	11,257	7,064	322	456	272	552	647	1,944	480	64	131	44	37	182	22

a/ Commencing with 30 April 1955 data, "Operational Pool" aircraft was broken by "For Use" and "For BUWEPS" until 30 June 1957. Commencing with 31 July 1957 data, "Operational Pool" aircraft is broken by "RFI" and "Not RFI".

b/ Includes aircraft both in "Awaiting Decision" and "Awaiting Strike" status for period June 1949 through 31 May 1957.

c/ Prior to September 1954 "Awaiting Decision" category included both "Contingency Reserve" aircraft and aircraft in process of final disposition. Commencing with October 1954 issue, the two categories are shown as separate classification.

d/ Project Development - A new non-program aircraft category, established with 30 June 1958 data, which includes both the Research, Development, Test and Evaluation "Y-Project" aircraft and Experimental aircraft.

[redacted]

[redacted]

DECLASSIFIED

DISTRIBUTION OF NON-PROGRAM AIRCRAFT BY MODEL

TABLE 8

CLASS & MODEL	GRAND TOTAL	AWTG. DECI-SION	AWTG. STRIKE	MAP	CONT. RE-SERVE	BAIL-MENT	LOAN	PROJ. DEV.	BRD. OF INSP. & SURVEY
TOTAL	480	64	24	107	44	99	83	37	22
Fighter	111	27	7		15	33	10	15	4
VF(DAY)JET	26	1				10	5	6	4
F8U-2	1					1			
YF8U-2	4								4
F8U-1	4					4			
Y/F8U-1	2							2	
F11F-1	3					2	1		
Y/F11F-1 ...	3							3	
F11F-1F	1					1			
F9F-6	1	1							
F9F-2	4						4		
F2H-2	1					1			
FJ-4	1					1			
Y/FJ-4	1							1	
VF(AW)JET	81	26	7		15	22	2	9	
F2H-4	16	9			7				
F2H-3	15	2	5		8				
F3H-2	4					4			
F3H-2N	2					2			
Y/F3H-2N ...	1							1	
F4H-1	9					9			
F3D-2	3	1				2			
F3D-2K2	15	13	2						
F3D-2M	2					2			
F3D-1	2					1	1		
Y/F3D-1	1							1	
F4D-1	2					2			
Y/F4D-1	7							7	
XF4D-1	1						1		
YP2Y-1	1	1							
VF(P)JET	3					1	2		
F9F-8P	3					1	2		
VF(D)JET	1						1		
F8U-1D	1						1		
Attack	197	15	4	100	27	27	1	9	14
VA(DAY)JET	27	4			5	7	1	6	4
A4D-2	1					1			
Y/A4D-2	5							5	
A4D-2N	3					3			
YA4D-2N	4								4
XA4D-2	1					1			
A4D-1	2					1	1		
FJ-4B	1					1			
Y/FJ-4B	1							1	
F9F-8B	9	4			5				
VA(AW)JET	8					8			
A3J-1	8					8			
VA(P)JET	4					2			2
A3D-2P	2					2			
YA3D-2P	2								2
VA(Q)JET	5					3			2
A3D-2Q	3					3			
YA3D-2Q	2								2
VA(HT)JET	2								2
YA3D-2T	2								2

CLASS & MODEL	GRAND TOTAL	AWTG DECI-SION	AWTG. STRIKE	MAP	CONT. RE-SERVE	BAIL-MENT	LOAN	PROJ. DEV.	BRD. OF INSP. & SURVEY
VA(H)JET	5					3		2	
A3D-2	2					2			
Y/A3D-2	1							1	
A3D-1	1					1			
Y/A3D-1	1							1	
VA(DAY)PROP	129	7		100	22				
AD-6	22	1			21				
AD-5	7	6			1				
AD-4NA	100			100					
VA(AW)PROP	2	2							
AD-5N	2	2							
VA(N)PROP	8					3		1	4
WF-2	3					3			
Y/WF-2	1							1	
YWF-2	4								4
VA(P)PROP	2	2							
AJ-2P	2	2							
VA(H)PROP	5		4			1			
AJ-2	4		4						
AJ-1	1					1			
Anti-Submarine	7					6		1	
VS	7					6		1	
S2F-3	5					5			
S2F-1	1					1			
Y/S2F-1	1							1	
Patrol	3					1		2	
VP(L)	2					1		1	
P2V-7	1					1			
Y/P2V-3W ...	1							1	
VP(S)	1							1	
Y/PBM-5S2 ..	1							1	
Warning	2					1			1
VW(AEW)	1					1			
WV-2E	1					1			
VW(Q)	1								1
YWV-2Q	1								1
Transport	47	1				4	42		
VR(H)	1						1		
R5D-4R	1						1		
VR(M)	44	1				2	41		
R4D-8	1	1							
R4D-6	3					1	2		
R4D-5	4						4		
R4D-6R	23					1	22		
R4D-5R	9						9		

[redacted]

DECLASSIFIED

[redacted]

DISTRIBUTION OF NON-PROGRAM AIRCRAFT BY MODEL

TABLE 8

CLASS & MODEL	GRAND TOTAL	AWTG. DECI-SION	AWTG. STRIKE	MAP	CONT. RE-SERVE	BAIL-MENT	LOAN	PROJ. DEV.	BRD. OF INSP. & SURVEY
R4D-6Z	3						3		
R4D-5Z	1						1		
VR(C)	2					2			
TF-1	2					2			
Utility	2	2							
VU(TCW)	1	1							
JD-1	1	1							
VU(TCW)D	1	1							
JD-1D	1	1							
Training	68	16	9		2	5	29	6	1
VT(JET)	27	11	3			5	2	5	1
T2J-1	2					2			
Y/T2J-1	3							3	
YT2J-1	1								1
Y/T2V-1	1							1	
TV-2	15	11	3				1		
Y/TV-2	1							1	
F9F-8T	4					3	1		
VT(D)JET	1						1		
TV-2D	1						1		
VT(KD)JET	2	1					1		
TV-2KD	2	1					1		
VT(YE)PROP	11	4	5				2		
JRB-6	6	3	3						
JRB-4	1						1		
SNB-5	4	1	2				1		
VT(SE)PRCP	2		1					1	
Y/T-34B	1							1	
SNJ-5	1		1						
VT(E)PROP	25				2		23		
R4D-6Q	8				1		7		
R4D-5Q	4				1		3		
R4D-6S	12						12		
R4D-5S	1						1		

CLASS & MODEL	GRAND TOTAL	AWTG. DECI-SION	AWTG. STRIKE	MAP	CONT. RE-SERVE	BAIL-MENT	LOAN	PROJ. DEV.	BRD. OF INSP. & SURVEY
Rotary Wing	41	3	4	7		22	1	4	
HS	20			5		12		3	
HSS-2	5					5			
HSS-1	7					7			
Y/HSS-1	1							1	
HSS-1N	5			5					
Y/HSS-1N ...	1							1	
Y/HSL-1	1							1	
HO	2	1				1			
HOK-1	1					1			
YHO3S-2	1	1							
HR	2						1	1	
HR2S-1	1						1		
Y/HR2S-1 ...	1							1	
HU	7	2				5			
HU2K-1	2					2			
HUL-1	1					1			
HUP-2	3	2				1			
HUP-1	1					1			
HT	10		4	2		4			
HTK-1	3					3			
HTL-7	1					1			
HTL-5	3		3						
HTL-4	3		1	2					
Airships	2								2
ZP	2								2
YZPG-3W	2								2

[redacted]

[redacted]

DECLASSIFIED

PROGRAM AIRCRAFT INVENTORY
TYPE OF ORGANIZATIONAL UNIT BY CLASS

TABLE 9

UNIT TYPE	TOTAL	CLASS OF AIRCRAFT													
		VF JET	VF PROP	VA JET	VA PROP	VS	VP	VW	VO	VR	VU	VT JET	VT PROP	H	Z
TOTAL	11257	2632		1324	1006	616	746	140	48	570	194	1059	1921	965	36
OPERATING	7064	1347		1000	490	472	522	102	37	429	94	645	1198	717	11
LOGISTIC SUPP	2249	667		275	297	144	166	30	11	80	45	161	184	186	3
RESERVE STOCK	1944	618		49	219		58	8		61	55	253	539	62	22
OPERATING UNITS															
FLEET COMBAT	3979	903		760	333	204	368	88	37	149		38	7	483	9
USN	2395	567		539	328	204	368	88		57				235	9
VF DAY	229	229													
VF AW	224	213		11											
VA JET	395	12		373	10										
VA PROP	224			21	203										
VA H	115			115											
VFP PHOTO	27	27													
VAW AEW	105				102	3									
VFAW	25	25													
GMGRU	29	29													
VQ ECM	17			5	7		5								
VAP PHOTO	8			7	1										
VCP PHOTO	44	32		7	5										
VS	201					201									
HS	138													138	
VP LAND	244						244								
VP SEA	119						119								
ZP	4														4
VW AEW WEA	35							34		1					
VW BARRIER	54							54							
ZW BARRIER	5														5
HU	97													97	
VR TAC SUPP	56									56					
USMC	984	336		221	5				37	92		38	7	248	
MAW HEDRONS	84	2			5					26		38	5	8	
VMF	166	166													
VMF AW	116	116													
VMA	221			221											
VMCJ	52	52													
VMR	66									66					
HMR	235								3					232	
VMO	44								34				2	8	
DIR FLEET SUPP	654	79		13	16	6	19			98	68	198	125	32	
USN	583	79		13	16	6	19			92	67	145	117	29	
OPTEVFOR	63	14		12		4	8			7	5	3	3	7	
FASRON	84				2	2				25	4	13	38		
VU	115	61			7		2			1	30	3	8	3	
FERRY SQDRNS	6									4			2		
FLEET TRNG	174	2			1		7			8		122	33	1	
FLEET BASES	114	2		1	6		2			24	27	4	33	15	
CV & AV UTIL	27									23	1			3	
USMC	71									6	1	53	8	3	
FMF & FAMG	17									5		8	4		
VMT	43											43			
FLEET BASES	11									1	1	2	4	3	
IND FLEET SUPP	729	74		23	30	5	15	8		111	24	83	278	76	2
NABS & NAS	482	10			8	2	1	2		65	18	65	210	31	
HMX	27													27	
BWGR & BWR	17									2			15		
RDT & E	157	64		23	10	3	14	6		9	3	9	6	8	2
ATT & MISS	23									16	3		3	1	
USMCAS	93				12					19		9	44	9	
NATRA	1526	113		133	42	86	22	6		17	2	280	742	83	
BASIC	902	7			1					7	2	166	646	73	
ADVANCED	515	58		133	41	86	22			6		103	58	8	
TECHNICAL	109	48						6		4		11	38	2	
NART	776	178		71	69	171	98			54		46	46	43	
NON-OPERATING UNITS															
LOGISTIC SUPP	2249	667		275	297	144	166	30	11	80	45	161	184	186	3
OPTL POOLS	778	336		154	44	28	25	21	5	22	6	59	37	40	1
RFI	322	151		46	21	15	8	5	3	3	2	31	18	18	1
NOT RFI	456	185		108	23	13	17	16	2	19	4	28	19	22	
NON OPTL SUPP	1471	331		121	253	116	141	9	6	58	39	102	147	146	2
DELIVERY	272	61		61	21	9	5		2	7	9	45	10	42	
REWORK	552	88		30	73	40	102	9	1	44	17	21	70	55	2
AWTG REWORK	647	182		30	159	67	34		3	7	13	36	67	49	
RESERVE STOCK	1944	618		49	219		58	8		61	55	253	539	62	22
O/H REQUIRED	1898	610		49	213		50	8		60	55	252	524	62	15
O/H NOT REQ	46	8			6		8			1		1	15		7

DECLASSIFIED

Chart 3

~~CONFIDENTIAL~~

TYPE OF ORGANIZATIONAL UNIT

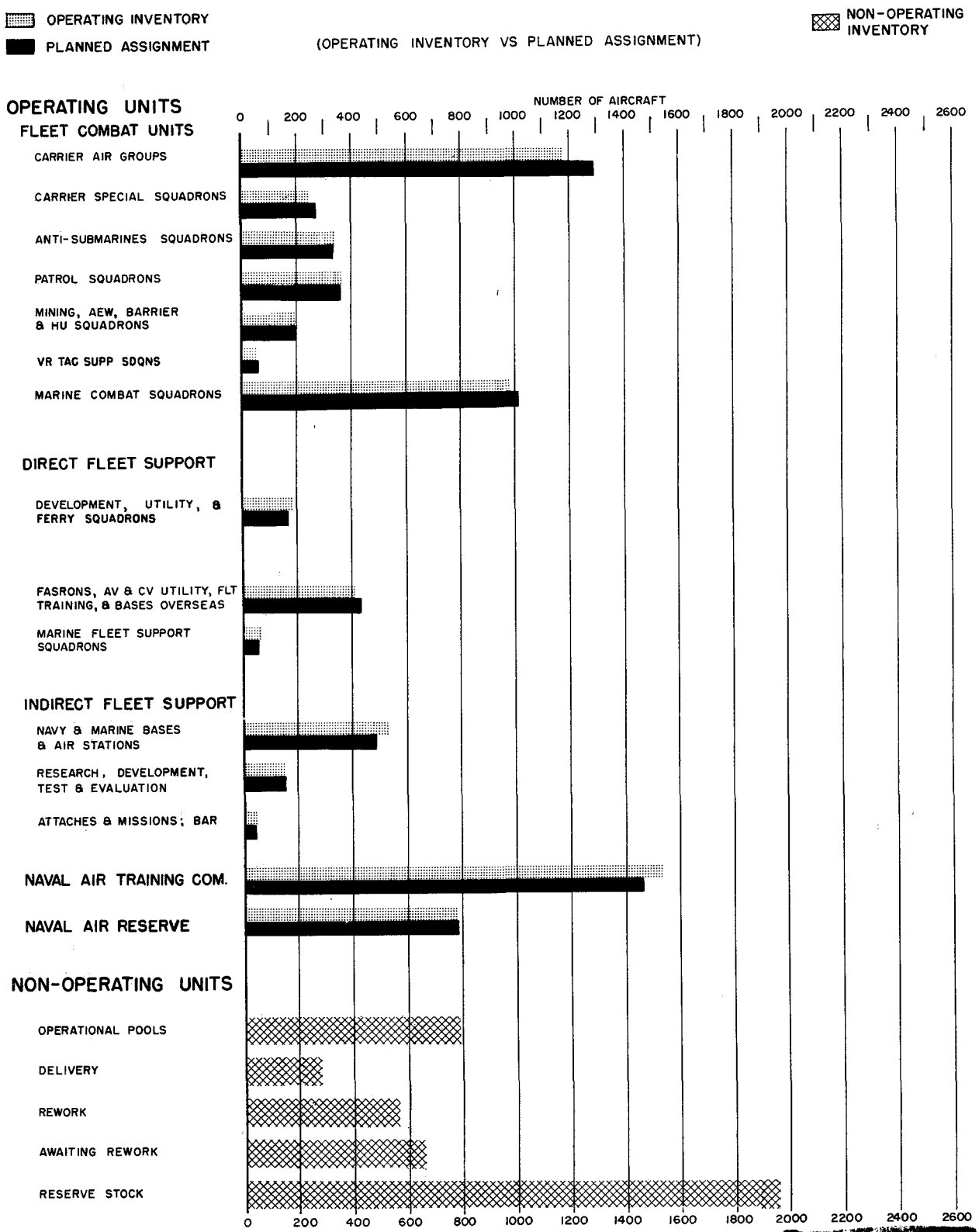

~~CONFIDENTIAL~~

DECLASSIFIED

PROGRAM AIRCRAFT INVENTORY
TYPE OF ORGANIZATIONAL UNIT BY CLASS
NAVAL AIR FORCE, ATLANTIC FLEET

TABLE 10

UNIT TYPE	TOTAL	CLASS OF AIRCRAFT													
		VF JET	VF PROP	VA JET	VA PROP	VS	VP	VW	VO	VR	VU	VT JET	VT PROP	H	Z
TOTAL	2139	525		401	178	138	209	56	14	146	31	105	66	260	10
OPERATING	1875	419		356	154	128	203	41	12	138	31	84	54	246	9
OPERATING POOLS	264	106		45	24	10	6	15	2	8		21	12	14	1
FLEET COMBAT	1568	380		356	150	122	190	41	12	66		11	1	230	9
USN	1184	249		263	146	122	190	41		28				136	9
VF DAY	104	104													
VF AW	108	108													
VA JET	182	3		169	10										
VA PROP	103			21	82										
VA H	62			62											
VFP PHOTO	27	27													
VAW AEW	51				50	1									
GMGRU	7	7													
VQ ECM	10			4	3		3								
VAP PHOTO	8			7	1										
VS	121					121									
HS	82													82	
VP LAND	137						137								
VP SEA	50						50								
ZP	4														4
VW AEW WEA	17							17							
VW BARRIER	24							24							
ZW BARRIER	5														5
HU	54													54	
VR TAC SUPP	28									28					
USMC	384	131		93	4				12	38		11	1	94	
MAW HEDRONS	27	2			4					9		11	1		
VMF	72	72													
VMF AW	39	39													
VMA	93			93											
VMCJ	18	18													
VMR	29									29					
HMR	94													94	
VMO	12								12						
DIR FLEET SUPP	291	39			4	6	13			60	29	73	52	15	
USN	263	39			4	6	13			58	29	49	50	15	
OPTEVFOR	41	8				4	8			7	5	1	1	7	
FASRON	43					2				18	3		20		
VU	42	31									11				
FERRY SQDRNS	3									2			1		
FLEET TRNG	74						5			5		48	15	1	
FLEET BASES	46				4					14	9		13	6	
CV & AV UTIL	14									12	1			1	
USMC	28									2		24	2		
FMF & FAHG	8									2		4	2		
VMT	20											20			
IND FLEET SUPP	16									12	2		1	1	
ATT & MISS	16									12	2		1	1	
OPTL POOLS	264	106		45	24	10	6	15	2	8		21	12	14	1
RFI	136	55		14	12	5	1	5	2	3		13	12	13	1
NOT RFI	128	51		31	12	5	5	10		5		8		1	

DECLASSIFIED

PROGRAM AIRCRAFT INVENTORY
TYPE OF ORGANIZATIONAL UNIT BY CLASS
NAVAL AIR FORCE, PACIFIC FLEET

TABLE 11

UNIT TYPE	TOTAL	CLASS OF AIRCRAFT													
		VF JET	VF PROP	VA JET	VA PROP	VS	VP	VW	VO	VR	VU	VT JET	VT PROP	H	Z
TOTAL	2578	766		502	207	94	197	52	28	135	46	171	85	295	
OPERATING	2181	563		417	195	82	184	47	25	125	40	152	81	270	
OPERATING POOLS	397	203		85	12	12	13	5	3	10	6	19	4	25	
FLEET COMBAT	1811	523		404	183	82	178	47	25	83		27	6	253	
USN	1211	318		276	182	82	178	47		29				99	
VF DAY	125	125													
VF AW	136	105		11											
VA JET	213	9		204											
VA PROP	121				121										
VA H	53			53											
VAW AEW	54				52	2									
VFAW	25	25													
GMGRU	22	22													
VQ ECM	7			1	4		2								
VCP PHOTO	44	32		7	5										
VS	80					80									
HS	56													56	
VP LAND	107						107								
VP SEA	69						69								
VW AEW WEA	18							17		1					
VW BARRIER	30							30							
HU	43													43	
VR TAC SUPP	28									28					
USMC	600	205		128	1				25	54		27	6	154	
MAW MEDRONS	57				1					17		27	4	8	
VMF	94	94													
VMF AW	77	77													
VMA	128			128											
VMCJ	34	34													
VMR	37									37					
HMR	141								3					138	
VMO	32								22				2	8	
DIR FLEET SUPP	363	40		13	12		6			38	39	125	73	17	
USN	320	40		13	12		6			34	38	96	67	14	
OPTEVFOR	22	6		12								2	2		
FASRON	41				2					7	1	13	18		
VW	73	30			7		2			1	19	3	8	3	
FERRY SQDRNS	3									2			1		
FLEET TRNG	100	2			1		2			3		74	18		
FLEET BASES	68	2		1	2		2			10	18	4	20	9	
CV & AV UTIL	13									11				2	
USMC	43									4	1	29	6	3	
FMF & FMWG	9									3		4	2		
VMT	23											23			
FLEET BASES	11									1	1	2	4	3	
IND FLEET SUPP	7									4	1		2		
ATT & MISS	7									4	1		2		
OPTL POOLS	397	203		85	12	12	13	5	3	10	6	19	4	25	
RFI	147	87		12	4	10	6		1		2	18	2	5	
NOT RFI	250	116		73	8	2	7	5	2	10	4	1	2	20	

[redacted]

DECLASSIFIED

MAN-CARRYING DRONES
COMMAND AND STATUS DISTRIBUTION BY MODEL

TABLE 12

MODEL	COMMAND						STATUS			
	GRAND TOTAL	LANT	PAC	NABS	RDT&E	BUWEPS	OPERATING	OPERAT'L. POOL	NON OPERAT'L. SUPPORT	RESERVE STOCK
TOTAL	317	8	16	23	31	239	78	-	110	129
F9F-6K2	2	-	-	1	-	1	1	-	1	-
F9F-6K2X	2	-	-	-	-	2	-	-	2	-
F9F-6K	128	8	12	10	22	76	52	-	16	60
F9F-6KX	149	-	-	-	-	149	-	-	91	58
F6F-5K	17	-	4	4	9	-	17	-	-	-
P4Y-2K	19	-	-	8	-	11	8	-	-	11

AIRCRAFT ON LOAN TO NAVY

TABLE 13

MODEL	TOTAL	CUSTODIAN	LOCATION
TOTAL	13		
B-45A	1	Research, Development, Test & Evaluation	BWR, Kansas City
F-101A	2	Research, Development, Test & Evaluation	BWR, Columbus
F-104A	1	Research, Development, Test & Evaluation	BWR, Columbus
H-23D	1	Research, Development, Test & Evaluation	BWR, Palo Alto
H-25A	1	Research, Development, Test & Evaluation	BWR, Morton
H-37A	2	Research, Development, Test & Evaluation	BWR, East Hartford
HU-1	1	Research, Development, Test & Evaluation	BWR, Fort Worth
JRF-5G	1	Research, Development, Test & Evaluation	BWR, Elmhurst
PBM-5G	1	Research, Development, Test & Evaluation	BWR, San Diego
RB-66A	1	Research, Development, Test & Evaluation	BWR, Inglewood
RB-66B	1	Research, Development, Test & Evaluation	BWR, Columbus