DECLASSIFIED

[redacted]

[redacted] OPNAV [redacted]

ALLOWANCES and LOCATION of NAVY AIRCRAFT

DECLASSIFIED by authority of Op-51 on 5 April 1978 action by Blanche Snyder Op-511

OPNAV NOTICE P03110

[redacted]

31 AUGUST 1961

DEPARTMENT OF THE NAVY
OFFICE OF THE CHIEF OF NAVAL OPERATIONS

[redacted]

UNCLASSIFIED ON 31 AUGUST 1966

DEPARTMENT OF THE NAVY
OFFICE OF THE CHIEF OF NAVAL OPERATIONS
WASHINGTON 25, D. C.

OPNAV P03110
Op-502D
Ser 02556P50
31 October 1961

[redacted]

OPNAV NOTICE P03110

From: Chief of Naval Operations
To: Distribution List

Subj: Allowance and Location of Navy Aircraft (U)

1. Purpose.

a. To indicate the following by units:

(1) The operating aircraft allowance (Table 1).
(2) The actual on hand aircraft inventories (Table 2), as of 31 August 1961.
(3) The planned assignments of operating aircraft (Table 2).

b. To show the actual on hand program and non-program aircraft inventory in various forms (Section II), as of 31 August 1961.

2. General Instruction.

a. This Notice establishes unit operating allowances of the Naval Aircraft Program within each major operating command. The allocation of naval aircraft by model (i.e. operating and operational pool) is reflected in OPNAV INSTRUCTION 03110.1, "U. S. Naval Aircraft Program" (Gray Book), which establishes the operating and operational pool allocations for major operating commands in accordance with the approved planning factors and available inventory. In those instances where apparent inconsistencies between operating allowances and allocations occur, the "U. S. Naval Aircraft Program" shall be the controlling instruction, since it represents the planned implementation of the aircraft program for which Congress approved and provided funds. Actual on hand aircraft inventories are developed by the Navy Aircraft Accounting System, OPNAV INSTRUCTION P5442.2A. The Naval Air Reserve Training Command as shown herein, has been established as a major command for aircraft logistics purposes only.

b. If the allowances as set forth are not deemed suitable for the mission which an activity or command has to support, the Chief of Naval Operations will consider recommendations for changes in types and allowances of aircraft. However, any requests for such changes that would result in an increase in a major command's total aircraft operating allowance should contain that command's recommendation for a compensatory reduction.

c. Major operating commands are authorized to shift operating assignments (Table 2) from one unit to another on a temporary basis; however, if it is expected that this shift will exceed three (3) months, the Chief of Naval Operations shall be requested to change the authorized operating allowance (Table 1).

d. Specific assignment of aircraft to individual officers is prohibited by the Secretary of the Navy. Aircraft for shore based activities not listed in Table 1 are provided within the allowances of Naval Air Bases, the Naval Air Reserve Training Command, the Naval Air Training Command, and the Bureau of Naval Weapons (Research, Development, Test and Evaluation).

e. Types, classes and models of aircraft listed herein are in conformance with BUWEPS INSTRUCTION 013100.1 of 22 June 1960.

f. Planned operating levels of target drones (capable of carrying a pilot) are contained in OPNAV INSTRUCTION 03110.1 (U. S. Naval Aircraft Program).

[redacted]

[redacted]

DECLASSIFIED

3. Classification. The security classification of this publication is automatically downgraded from Confidential to Unclassified on 31 August 1966. This action is in accordance with Section 3, Change 4 of OPNAV INSTRUCTION 5510.1B. Upon downgrading, this publication will be marked "FOR OFFICIAL USE ONLY."

4. Cancellation. This Notice is cancelled and may be destroyed by burning when the next issue is received. No report of destruction is necessary. For record purposes cancel 31 January 1962.

R. L. SHAFLEY
By direction

Distribution:
Part I SNDL:

21	(3)	(CINCLANTFLT (4))
22	(3)	(COMSEVENTHFLT, COMSECONDFLT only)
23A	(1)	(COMNAVPHIL only)
23B	(1)	(COMTAIWANPATFOR, COMASDEFORLANT, COMSOLANT only)
24A		(COMNAVAIRPAC (15), COMNAVAIRLANT (11))
24B	(2)	(COMPHIBLANT only)
24F	(3)	
24H	(2)	(Less COMFLTRAPAC)
24J	(2)	
26CC	(1)	
26F	(1)	(COMOPTEVFOR, COMNORVATEVDET only)
27C	(1)	(Less COMWESTSEAFRON)
27G	(1)	(EPDOPAC only)
28A	(1)	(COMCARDIV's 1, 2, 3, 5, 17, 18, 19, 20 only)
29H	(1)	(CVA's 16, 31, 34, 42 only)
42A	(2)	(Less COMFAIRJAPAN, COMFAIRNORFOLK, COMFAIRQUONSET) (COMFAIRALAMEDA (4) COMFAIRWESTPAC (3))
42B		(COMFAIRWING ONE (1), COMFAIRWING THREE (1), COMFAIRWINGSLANT (2))
42EE	(1)	
42H	(1)	
42J1	(1)	(COMCARAIRGRU ONE only)
42Q	(1)	(VR(F) THIRTY ONE only)
42Y	(1)	(LIGHTPHOTORON only)
46A	(2)	
46B	(3)	
46C1	(1)	(MAG's 12, 15, 26, 32, 33 only)
50B	(1)	(CINCSAC only)
50D	(2)	(COMNAVFORCONAD only)

Part II SNDL:

A2A	NavCompt, OAR (2)	
A5	BUWEPS (104)	
	BUPERS PERS-11a (10)	
	BUWEPS (Attn: PPAC-4) (1)	
E16	(2)	
F2	(1)	(ND's 6, 9, 10, 12 only)
F14	(3)	
J113	(1)	
W1A	(2)	(Less Atlanta, Glynco, Dallas, Grosse Ile, Agana, Pax Riv (PRB), Whidbey, North Island, Anacostia, Guantanamo Bay, Los Alamitos, Minneapolis, Point Mugu, South Weymouth) (Alameda (1), Olathe (1), Ford Island (1))

(Dist cont'd - page 3)

[redacted]

DECLASSIFIED

[redacted]

OPNAVNOTE P03110

Part II SNDL (Cont'd)

A	(3)	(Pax Riv, Anacostia, Alameda, North Island only)
A	(4)	(Whidbey only)
W1B	(1)	(Less Milton)
W1C	(1)	(NAF Litchfield Park, NAHA, Okinawa, New York only)
W1E	(1)	
W1G	(1)	(Less Santa Ana)
W1H	(1)	(Roosevelt Roads only)
W2A	(2)	(NAB's 1, 5, 11, 12, 13, 14 only)
W2B	(1)	(Less El Toro, Santa Ana)
W3A	(2)	
W3B	(2)	
W3C	(1)	
W3E	(4)	
W3F	(1)	
W4A	(1)	
W4B	(1)	(Jacksonville only)
W6B	(1)	(BUWEPSREP El Segundo, Buffalo, Burbank, Columbus, Teterboro only)
W7E	(1)	
W8A	(1)	
W8B	(1)	
W9E	(1)	
W10A	(6)	
W10B	(1)	
W11A	(2)	(Crane Indiana, Code 1000 only)
W12A	(1)	
J95	(2)	
M64	(2)	
M61	(10)	

SecDef (Comptroller) Budget (1)
Record and Research Branch, J-3, The Joint Staff, Pentagon (2)
Transportation Division, Operations Branch, J-4, The Joint Staff, Pentagon (1)
Director, Weapons System Evaluation Group Rm. 1E880, Pentagon (1)
Security Control Officer, Federal Aviation Agency, Bureau of Research & Development, Washington 25, D. C. (1)
U. S. Naval Aviation Engineering Service Unit, Attn: Code 135, Washington 25, D. C. (1)
Classified Material Office, Marine Barracks, Attn: Aviation Unit, Washington 3, D. C. (1)
Bureau of Budget, Military Division, Executive Office, 17th and Pennsylvania, Washington, D. C. (1)
General Accounting Office, Defense Accounting and Audit Division, Navy Audit Group, Munitions Building, Washington 25, D. C. (1)
Naval Aide to the President, The White House, Washington, D. C. (1)
Office of the Executive Director, Johns Hopkins University, Operations Research Office, Washington 14, D. C. (1)
U. S. Army War College Library, Carlisle Barracks, Pennsylvania (1)
Superintendent, U. S. Naval Postgraduate School, Monterey, California (1)
Program Director, Courtney and Company, 1711 Walnut Street, Philadelphia 3, Pennsylvania (1)
Commandant, Armed Forces Staff College, Norfolk 11, Virginia (1)
Naval Air Material Center, Aeronautical Structures Laboratory, Philadelphia 12, Pennsylvania (2)
Commandant, Air Ground Operations School, Keesler Air Force Base, Mississippi (1)
Naval Advisory Group, Air University, Maxwell Air Force Base, Alabama (1)

Op-001	(1)	Op-05F	(1)	Op-50C	(2)	Op-07T	(1)
Op-008	(1)	Op-33	(5)	Op-501	(25)	Op-74	(3)
Op-09	(1)	Op-34	(2)	Op-502D	(25)	Op-711	(1)
Op-09D	(1)	Op-305F	(1)	Op-503	(2)	Op-704	(1)
Op-92	(6)	Op-345	(1)	Op-505	(2)	Op-03	(1)
Op-941Z	(1)	Op-346	(1)	Op-506	(1)	Op-03EG	(2)
Op-100P2	(1)	Op-41	(1)	Op-507	(3)	CNO FLAGPLOT	(1)
Op-05	(3)	Op-52	(4)	Op-53	(3)		
Op-05A5	(1)	Op-50[illegible]	(1)	Op-561C	(3)		

[redacted]

[redacted]

NAVAL AIRCRAFT CLASSES AND SUB-CLASSES

CLASS	SUB-CLASS	TITLE	MODELS*
VF	-FB	Fighter-Bomber	F8U, F11F, F9F, FJ, F4H, F3H, F4D. (Except P, T, D, K/KD)
	-P	Photo Recco	F8U-1P, F9F-8P
VA	-L	Light Attack	A4D, FJ-4B
	-LP	Light Attack (Prop)	AD (Except AD-5W)
	-M	Medium Attack	A2F (Except Q)
	-H	Heavy Attack	A3J, A3D, (Except P, Q and T)
	-P	Photo Recco (Long Range)	A3D-1P/2P
	-Q	ECM Recco (Long Range)	A3D-1Q/2Q
	-QM	Tactical ECM	A2F-1Q, F3D-2Q
VS		ASW (Carrier Based)	S2F
VP	-L	ASW Patrol (Shore-Based)	P3V, P2V (Except P2V-5FD)
	-S	ASW Patrol (Sea Based)	P5M
VW	-M	AEW Medium (Carrier-Based)	W2F-1, WF-2, AD-5W
	-H	AEW Heavy (Shore-Based)	WV
VR	-H	Heavy Transport	C-130, R7V, R6D, R5D
	-M	Medium Transport	R4Y, R4Q, R4D (Except 7, S, Q, and T)
	-C	Carrier Transport	TF (Except Q)
VG		Air Refueler, Heavy	GV
VU	-L	Light Utility	UO, UC, OE
	-G	Air-Sea Rescue (Sea)	UF
VT	-AJ	Advanced Jet Trainer	F9F-8T
	-BJ	Basic Jet Trainer	T2J, T2V, TV (Except D, KD)
	-SJ	Special Jet Trainer	T3J, F3D-2T2, A3D-2T
	-AP	Advanced Prop Trainer	SNB
	-BP	Basic Prop Trainer	T-28 (Except BD)
	-PP	Primary Prop Trainer	T-34
	-SP	Special Prop Trainer	TF-1Q, R4D-7/8T/S/Q
H	-S	ASW Helicopter	HSS
	-L	Light Utility Helicopter	HUL, HOK, HTL
	-M	Medium-Assault Transpcrt Helo	HRB, HUS, HO4S
	-H	Heavy-Assault Transport Helo	HR2S
	-G	Air-Sea Rescue Helo	HU2K, HUP,HUK, HRS
VK	-D	Drone Control	F8U-1D, FJ-3D/3D2, F9F-5KD, P2V-5FD, JD-1/1D, TV-2D/2KD, T-28BD
	-S	ASW Drone	
	-K	Target Drone	F9F-6K/6K2
Z		Airships	All Models

*Applies to all configurations except as noted.

[redacted]

TABLE OF CONTENTS

SECTION I

STATUS CODES 6

ABBREVIATIONS 7

TABLE I PROGRAM OPERATING ALLOWANCES 8

TABLE 2 LOCATION OF TOTAL PROGRAM AND NON-PROGRAM AIRCRAFT INVENTORY 17

TABLE 3 PROGRAM INVENTORY BY STATUS AND PLANNED OPERATING ASSIGNMENTS 43

TABLE 4 TOTAL PROGRAM AND NON-PROGRAM AIRCRAFT INVENTORY BY LOCATION AND ORGANIZATIONAL UNIT 62

GENERAL

The Navy Program aircraft inventory is presented herein in three arrangements:

TABLE 2 is by type of reporting custodian within each command showing, for each unit and model of aircraft, location, authorized operating allowance, and actual inventory.

TABLE 3 is a summary of the actual operating inventory by major commands for each class, configuration and model in the program.

TABLE 4 is in alphabetic order of geographic location except that carriers and other ships are listed first showing for each location the "reporting custodians" or "unit" based there, the total aircraft in custody of each, and a code designation of their respective "command". The column headed Command contains their code designations, which are translated as follows:

11.....LANT.....Atlantic Fleet (Navy)
19.....LANT.....Atlantic Fleet (Marine Corps)

21.....PAC.....Pacific Fleet (Navy)
29.....PAC.....Pacific Fleet (Marine Corps)

31.....NABS.....Naval Air Bases (Navy)
39.....NABS.....Naval Air Bases (Marine Corps)

41.....NABTC.....Naval Air Basic Training Command
43.....NAATC.....Naval Air Advanced Training Command
44.....NATTC.....Naval Air Technical Training Command

50.....NART.....Naval Air Reserve Training Command

70.....RDT&E.....Research, Development, Test & Evaluation

88.....BUWEPS.....Fleet Readiness, BUWEPS

The above classifications are for logistic purposes and statistical convenience and in no way alter any organizational structure or military command established elsewhere by the Navy.

SECTION II

STATUS OF NAVY AIRCRAFT INVENTORY 65

STATUS CODES

Table two of this report includes a column headed "STATUS" which refers to aircraft status code classifications as defined in OPNAV INSTRUCTION NO.P5442.2A. For full status code definitions, see reference.

The PROCESS involved (PROCESS includes the following categories: Operating, Standard Rework, Special Rework, Storage, Retirement and Strike, and Miscellaneous, together with all associated subdivisions).	AIRCRAFT STATUS CODES: IN the Process	AWAITING the Process: In an Operating Command	AWAITING the Process: IN BUWEPS (NOTE 1)	ENROUTE TO the Process: By Flight	ENROUTE TO the Process: By Surface Transport
OPERATING					
Primary Use:					
Combat	A1	B	Use B if completely READY FOR ISSUE; if not, use B# to indicate material lacking:	C	C9
Combat Services	A2	B		C	C9
Student Pilot Training	A3	B		C	C9
Post-Student Training	A4	B		C	C9
Crew Training	A5	B	B1 - Airborne Equipment	C	C9
Individual Proficiency	A6	B	B2 - Armament	C	C9
(Unassigned)	A7	B	B3 - Electronics	C	C9
Utility (Including Administrative)	A8	B	B4 - Photographic	C	C9
Research and Development	A9	B	B5 - Power Plant	C	C9

STANDARD REWORK	In a Rework Process	Rework Process Completed - Awaiting Flight Check	To be reworked where now located: Flyable	To be reworked where now located: Non-Flyable	To be transferred elsewhere for rework: Flyable	To be transferred elsewhere for rework: Non-Flyable	By Flight	By Surface Transport
Overhaul	D1	DA	E1	EA	EJ	EK	F1	FA
Progressive Maintenance-Conversion	D2	DB	E2	EB	EK	ES	F2	FB
Progressive Maintenance	D3	DC	E3	EC	EL	ET	F3	FC
Overhaul-Conversion	D4	DD	E4	ED	EM	EU	F4	FD
Progressive Aircraft Rework	D5	DE	E5	EE	EN	EV	F5	FE
Airline Maintenance	D6	DF	E6	EF	EO	EW	F6	FF
Progressive Aircraft Rework-Conversion	D7	DG	E7	EG	EP	EX	F7	FG

SPECIAL REWORK		Flyable	Non-Flyable		
Conversion	G4	H4	HD	I	I9
Modification	G5	H5	HE	I	I9
Repair	G6	H6	HF	I	I9
Modernization	G7	H7	HG	I	I9
Modernization-Conversion	G8	H8	HH	I	I9

STORAGE (NOTE 2)				
Standard Rework Required	In containers	MW	NE	OE
	Not in containers	MX	NG	OG
Standard Rework Not Required	Not in containers	MY	NY	OY
	In containers	MZ	NY	OY

RETIREMENT AND STRIKE	Awaiting Decision to Strike: Flyable	Awaiting Decision to Strike: Non-Flyable	Awaiting Strike: Flyable	Awaiting Strike: Non-Flyable	Awaiting Strike for MAP: Rework Not Involved	Awaiting Strike for MAP: Standard Rework Involved: In the Process	Awaiting Strike for MAP: Standard Rework Involved: Awaiting or Enroute	Awaiting Strike for MAP: Special Rework Involved: In the Process	Awaiting Strike for MAP: Special Rework Involved: Awaiting or Enroute	Stricken
Category 1 - Damage	Y	Y	Y	Y						1S
Category 2 - Depreciation	P2	PE	S2	SE	E	RD	RE	RG	RH	2S
Category 3 - Administrative	P3	PC	S3	SC	R	RD	RE	RG	RH	3S
Category 4 - Completed Service Life	P4	PD	S4	SD	R	RD	RE	RG	RH	4S

MISCELLANEOUS

Bailment (NOTE 3)	On Contract	T
	Contract Pending	TR
Loan (NOTE 3)	By the Navy	U
	By the Navy (For Navy RDT&E)	UF
	To the Navy	US
Provisionally Accepted		V# (NOTE 4)
Grounded, Structural		X
Disposition Undetermined	Awaiting	Y
	Enroute	Z
Contingency Reserve: (NOTE 5)		
Stored	In containers	WA
	Not in containers	WB
Not Stored	Flyable	WD
	Non-Flyable	WE

NOTES:

1. A "B" status, when used by an Operating Command, means the aircraft could be changed to an operating status (A#) without undergoing Standard or Special Rework; when used by BUWEPS, it means an aircraft is completely RFI. A B# means that certain material is lacking to make the aircraft completely RFI.
2. Does not include stored aircraft which have completed Standard Service Life. See NOTE 5.
3. CNO approval is prerequisite before change to a Bailment or Loan status.
4. The "V" will be followed by a number when the aircraft lacks CFE. The appropriate number will be one of those used with a "B-number" status.
5. Aircraft which have completed Service Life.

See GLOSSARY (Part VI of this Instruction) for explanation of all terminology used above.

LOCATION OF NAVY AIRCRAFT
ABBREVIATIONS USED IN THIS REPORT
(Excluding "Status" Codes)

ABD - Aboard (name of ship follows)
ACFT - Aircraft
ADV - Advisory or Advance
AES - Aircraft Engineering Squadron
AEWBARRON - Airborne Early Warning Barrier Squadron
AEWTRAUNIT - Airborne Early Warning Training Unit
AFB - Air Force Base
AFMF - Aircraft, Fleet Marine Force
AGRI - Agriculture, Department of
ASW - Anti-Submarine Warfare
ATT - Naval Attache
AV - Seaplane Tender

BARR - Barrier
BIS - Board of Inspection and Survey
BUWEPS - Bureau of Naval Weapons
BWFLTREEP - Bureau of Naval Weapons Fleet Readiness Representative
BWGR - Bureau of Naval Weapons General Representative
BWMR - Bureau of Naval Weapons Maintenance Representative
BWR - Bureau of Naval Weapons Representative
BWRR - Bureau of Naval Weapons Resident Representative

CEN - Central
CMEF - Commander of Middle East Forces
COM- Commander
COMNAVFOR - Commander Naval Force
COMUSTDC - Commander U. S. Taiwain Defense Command
CONAD - Continental Air Defense
CV - Carrier
CVA - Attack Carrier
CVG - Attack Carrier Air Group
CVS - Anti-Submarine Warfare Support Aircraft Carrier
CVSG - Anti-Submarine Warfare Carrier Air Group

DET - Detachment
DST - District

ECM - Electronic Counter Measure

FAA - Federal Aviation Agency
FAC - Facility
FAHS - Fleet Aircraft Headquarters Squadron
FAWPRA - Fleet Air West Pac Repair Activity
FLT - Fleet
FMF - Fleet Marine Force
FR - Fleet Readiness, BuWeps

HHS, H&HS - Headquarters and Headquarters Squadron
H&MS - Headquarters and Maintenance Squadron
HDQTRS, HQ - Headquarters
HMR - Marine Helicopter Transport Squadron
HMRL - Marine Helicopter Transport Squadron (Light)
HMRM - Marine Helicopter Transport Squadron (Medium)
HMX - Marine Helicopter Operational Development Squadron
HQ, HDQTRS - Headquarters
HS - Helicopter Anti-Submarine Squadron
HT - Helicopter Training Squadron
HU - Helicopter Utility Squadron

INSMAT, INM - Inspector of Naval Material
INT - Interior, Department of

JUSMAG - Joint U. S. Military Advisory Group

LANT - Naval Air Force, Atlantic Fleet
LPH - Assault Amphibious Ship

MAAG - Military Assistance Advisory Group
MARS - Marine Aircraft Repair Squadron
MC - Marine Corps
MCAAS - Marine Corps Auxiliary Air Station
MCAF - Marine Corps Air Facility
MCAS - Marine Corps Air Station
MINDEFDEVU - Mine Defense Development Unit
MWSG - Marine Wing Service Group

NAAS - Naval Auxiliary Air Station
NAATC - Naval Air Advanced Training Command
NABS - Naval Air Bases
NABTC - Naval Air Basic Training Command
NADC - Naval Air Development Center
NADU - Naval Air Development Unit
NAF - Naval Air Facility
NAMC - Naval Air Material Center
NAMD - Naval Air Maintenance Department
NART - Naval Air Reserve Training
NARTU - Naval Air Reserve Training Unit
NAS - Naval Air Station
NASA - National Aeronautics and Space Administration
NASWF - Naval Air Special Weapons Facility
NATECHTRAU - Naval Air Technical Training Unit
NATRA - Naval Air Training
NATSF - Naval Air Technical Services Facility
NATTC - Naval Air Technical Training Command
NATU - Naval Air Torpedo Unit
NAV - Naval
NAVCICOFFSCOL - Naval Combat Information Center Officers' School
NAVCRUIT - Navy Recruiting
NAVSECMAGG - Navy Section Military Assistance Advisory Group
NAVSTA - Naval Station
ND - Naval District
NMF - Naval Missile Facility
NPF - Naval Parachute Facility
NTDC - Naval Training Device Center
NWEF - Naval Weapons Evaluation Facility
NWL - Naval Weapons Laboratory

OH - Overhaul
ONR - Office of Naval Research
OPTEVFOR - Operational Test and Evaluation Force
OPTL - Operational
O & R - Overhaul and Repair, BUWEPS FR

PAC - Naval Air Force, Pacific Fleet
PMRFAC - Pacific Missile Range Facility
PRNC - Potomac River Naval Command

RCVG - Replacement Attack Carrier Air Group
RCVSG - Replacement Anti-Submarine Warfare Carrier Air Group
RDT&E - Research, Development, Test and Evaluation, BUWEPS
RFI - Ready For Issue
RNG - Range

SO&ES - Station Operations and Engineering Squadron
SQDN - Squadron
SRNC - Severn River Naval Command
SUPP - Support

TAC - Tactical
TRARON - Training Squadron

USMC - United States Marine Corps
USN - United States Navy
USNMC - United States Naval Missile Center
USNR - United States Naval Reserve

VA - Attack Squadron
VAH - Heavy Attack Squadron
VAP - Photographic Squadron
VAW - Carrier Special Squadron, Air Early Warning
VCP - Composite Photographic Squadron
VFAW - Interceptor Squadron
VMA - Marine Attack Squadron
VMCJ - Marine Composite Photographic Squadron
VMF - Marine Fighter Squadron
VMFAW - Marine All-Weather Fighter Squadron
VMGR - Marine In Flight Refueling Squadron
VMJ - Marine Photographic Squadron
VMO - Marine Observation Squadron
VMR - Marine Transport Squadron
VMT - Marine Corps Fleet Training Squadron
VP - Patrol Squadron
VQ - Electronic Counter Measure Squadron
VR - Transport Squadron - Fleet Tactical Support Squadron
VRC - Fleet Tactical Support Squadron, Carrier
VS - Anti-Submarine Squadron
VU - Utility Squadron
VW - Air Early Warning Squadron
VX - Air Operational Development Squadron

ZP - Airships Patrol Squadron
ZW - Barrier Squadron (Contiguous)

NOTE: For information as to abbreviations used to designate class, subclass and version of aircraft, see page 66.

TABLE 1 PROGRAM OPERATING ALLOWANCES

Table 2 reflects planned aircraft model assignments to meet the allowances shown in Table 1. In instances where the Naval Aircraft Inventory contains insufficient aircraft of the types shown in Table 1, Table 2 will indicate substituted models. The primary operating status code included in Table 1 reflects the primary reason or intent for the operating units having an authorized operating allowance therefore. Where inconsistencies appear between the status codes listed in Table 1 and Table 2, differences will be resolved in favor of those listed in Table 1. Revisions to the authorized allowances listed in Table 1 will be indicated by an appropriate symbol for subsequent periods; however, because of budgetary considerations such revision will normally not appear at intervals of less than four months.

UNIT	LOCATION	CLASS	PRIMARY OPTG. STATUS	OPERATING ALLOWANCES 30 SEP 1961	31 DEC 1961	31 MAR 1962	30 JUN 1962
FLEET COMBAT UNITS							
USN							
AIR FORCE ATLANTIC FLEET							
CARRIER AIR GROUPS							
CVG 1							
VF 14	CECIL FIELD	VF FB	A1	14	14	14	14
VF 11	CECIL FIELD	VF FB	A1	14	14	14	14
VA 12	CECIL FIELD	VA L	A1	12	12	12	12
VA 15	CECIL FIELD	VA LP	A1	12	12	12	12
VA 172	CECIL FIELD	VA L	A1	12	12	12	12
CVG 3							
VF 31	CECIL FIELD	VF FB	A1	14	14	14	14
VF 32	CECIL FIELD	VF FB	A1	14	14	14	14
VA 34	CECIL FIELD	VA L	A1	12	12	12	12
VA 35	CECIL FIELD	VA LP	A1	12	12	12	12
VA 36	CECIL FIELD	VA L	A1	12	12	12	12
RCVG 4							
VA 43	OCEANA	VA L	A1	20	20	20	20
		VT AJ	A4	17	17	17	17
VF 101	KEY WEST	VF FB	A1	42	36	36	36
		VT AJ	A4	4	4	4	4
		VT SJ	A4	5	5	5	5
VF 174	CECIL FIELD	VF FB	A1	22	22	22	22
		VT AJ	A4	2	2	2	2
VA 42	OCEANA	VA LP	A1	11	8	8	8
		VT BP	A4	4	4	4	4
VA 44	OCEANA	VA L	A1	20	20	20	20
VA 44	JACKSONVILLE	VA LP	A1	12	12	12	12
		VT AJ	A4	19	19	19	19
		VT BP	A4	4	4	4	4
VAH 3	SANFORD	VA H	A1	14	14	14	14
		VR M	A4	1	1	1	1
		VT AJ	A4	4	4	4	4
		VT SJ	A4	4	4	4	4
CVG 6							
VF 33	ABD INTREPID	VF FB	A1	14	14	14	14
VF 102	OCEANA	VF FB	A1	14	14	14	14
VA 64	OCEANA	VA L	A1	12	12	12	12
VA 65	ABD INTREPID	VA LP	A1	12	12	12	12
VA 66	ABD INTREPID	VA L	A1	12	12	12	12
VA 76	ABD INTREPID	VA L	A1	12	12	12	12
CVG 7							
VF 41	ABD INDEPEND	VF FB	A1	14	14	14	14
VF 84	ABD INDEPEND	VF FB	A1	14	14	14	14
VA 75	ABD INDEPEND	VA LP	A1	12	12	12	12
VA 86	ABD INDEPEND	VA L	A1	12	12	12	12
VA 72	ABD INDEPEND	VA L	A1	12	12	12	12
CVG 8							
VF 74	OCEANA	VF FB	A1	14	14	14	14
VA 81	OCEANA	VA L	A1	12	12	12	12
VF 103	OCEANA	VF FB	A1	14	14	14	14
VA 83	OCEANA	VA L	A1	12	12	12	12
VA 85	OCEANA	VA LP	A1	12	12	12	12
CVG 10							
VA 46	CECIL FIELD	VA L	A1	12	12	12	12
VF 13	CECIL FIELD	VF FB	A1	14	14	14	14
VF 62	CECIL FIELD	VF FB	A1	14	14	14	14
VA 106	CECIL FIELD	VA L	A1	12	12	12	12
VA 176	CECIL FIELD	VA LP	A1	12	12	12	12
CVG 13							
VF 131	CECIL FIELD	VF FB	A1	14	14	14	14
VF 132	CECIL FIELD	VF FB	A1	14	14	14	14
VA 133	CECIL FIELD	VA L	A1	12	12	12	12
VA 134	CECIL FIELD	VA L	A1	12	12	12	12
VA 135	JACKSONVILLE	VA LP	A1	12	12	12	12
CVG 16							
VA 163	CECIL FIELD	VA L	A1	12			
VA 164	CECIL FIELD	VA L	A1	12			
VA 165	JACKSONVILLE	VA LP	A1	12			
VF 161	CECIL FIELD	VF FB	A1	14			
VF 162	ABD INTREPID	VF FB	A1	14	14	14	
VAH RONS							
VAH 1	ABD INDEPEND	VA H	A1	9	9	9	
VAH 5	SANFORD	VA H	A1	12	12	12	12
VAH 7	SANFORD	VA H	A1	12	12		
VAH 9	SANFORD	VA H	A1	12	12	12	12
VAH 10		VA H	A1			12	12
VAH 11	SANFORD	VA H	A1	12	12	12	12
SPECIAL SQDNS							
PHOTOGRAPHIC SQDNS							
VFP 62	CECIL FIELD	VF P	A1	28	28	24	24
VAP 62	JACKSONVILLE	VA P	A1	12	12	12	12
AIR EARLY WARNING SQDNS							
VAW 12	QUONSET PNT	VW M	A1	29	29	29	29
VAW 33	QUONSET PNT	VA LP	A1	30	30	30	30
		VT SP	A4	2	2	2	2

UNIT	LOCATION	CLASS	PRIMARY OPTG. STATUS	OPERATING ALLOWANCES 30 SEP 1959	31 DEC 1961	31 MAR 1962	30 JUN 1962
FLEET AIR RECONNAISSANCE SQDNS							
VQ 2	ROTA	VA Q	A1	9	9	9	9
		VW H	A1	3	3	3	3
CARRIER ANTI SUBMARINE GROUPS							
CVSG 60	QUONSET PNT						
VS 34	QUONSET PNT	VS	A1	10	10	10	10
VS 39	QUONSET PNT	VS	A1	10	10	10	10
HS 9	QUONSET PNT	H O	A1	16	16	16	16
CVSG 54	QUONSET PNT						
VS 22	QUONSET PNT	VS	A1	10	10	10	10
VS 32	QUONSET PNT	VS	A1	10	10	10	10
HS 5	QUONSET PNT	H S	A1	16	16	16	16
CVSG 56	NORFOLK						
VS 24	ABD RANDOLPH	VS	A1	10	10	10	10
VS 27	ABD RANDOLPH	VS	A1	10	10	10	10
HS 3	NORFOLK	H S	A1	16	16	16	16
CVSG 52	QUONSET PNT						
VS 28	QUONSET PNT	VS	A1	10	10	10	10
VS 31	QUONSET PNT	VS	A1	10	10	10	10
HS 11	QUONSET PNT	H S	A1	16	16	16	16
CVSG 58	NORFOLK						
VS 26	ABD RANDOLPH	VS	A1	10	10	10	10
VS 36	ABD RANDOLPH	VS	A1	10	10	10	10
HS 7	ABD RANDOLPH	H S	A1	16	16	16	16
CVSG 62							
VS 20	QUONSET PNT	VS	A1	10	10	10	10
VS 42	QUONSET PNT	VS	A1	10	10	10	10
HS 13	QUONSET PNT	H S	A1	16	16	16	16
RCVSG 50	KEY WEST						
VS 30	KEY WEST	VS	A1	11	11	11	11
HS 1	KEY WEST	H S	A1	9	9	9	9
VS SQDNS INSHORE PATROL							
VS 733	SO WEYMOUTH	VS	A1		10	10	10
VS 751	LAKEHURST	VS	A1		10	10	10
VS 821	NEW ORLEANS	VS	A1		10	10	10
VS 837	NEW YORK	VS	A1		10	10	10
VS 861	NORFOLK	VS	A1		10	10	10
VS 915	SO WEYMOUTH	VS	A1		10	10	10
VS 935	WILLOW GROVE	VS	A1		10	10	10
PATROL SQDNS LAND PLANE							
VP 5	JACKSONVILLE	VP L	A1	11	11	11	11
VP 7	BRUNSWICK	VP L	A1	11	11	11	11
VP 8	PTXNT RIVER	VP L	A1	11	11	11	11
VP 10	BRUNSWICK	VP L	A1	11	11	11	11
VP 11	BRUNSWICK	VP L	A1	11	11	11	11
VP 16	JACKSONVILLE	VP L	A1	11	11	11	11
VP 18	SIGONELLA	VP L	A1	11	11	11	11
VP 21	ARGENTIA	VP L	A1	11	11	11	11
VP 23	BRUNSWICK	VP L	A1	11	11	11	11
VP 24	NORFOLK	VP L	A1	11	11	11	11
VP 26	ROTA	VP L	A1	11	11	11	11
VP 44	NORFOLK	VP L	A1	11	11	11	11
VP 56	NORFOLK	VP L	A1	11	11	11	11
VP 661	PTXNT RIVER	VP L	A1		11	11	11
VP 741	JACKSONVILLE	VP L	A1		11	11	11
VP 832	NEW YORK	VP L	A1		11	11	11
VP 933	WILLOW GROVE	VP L	A1		11	11	11
PATROL SQDNS SEA PLANE							
VP 45	BERMUDA	VP S	A1	11	11	11	11
VP 49	BERMUDA	VP S	A1	11	11	11	11
REPLACEMENT PATROL SQUADRON							
VP 3	JACKSONVILLE	VP L	A1	13	13	13	13
		VP S	A1	2	2	2	2
FLEET WEATHER SQDN							
VW 4	ROOSEVLT RDS	VW H	A1	7	7	7	7
BARRIER SQDNS							
VW 11	ARGENTIA	VW H	A1	7	7	7	7
VW 13	ARGENTIA	VW H	A1	7	7	7	7
BARR TRA UNIT	PTXNT RIVER	VW H	A5	4	4	4	4
		VR H	A5	3	3	3	3
HELICOPTER COMBAT SQDNS							
HU 2	LAKEHURST	H G	A1	33	33	33	33
HU 4	LAKEHURST	H G	A1	27	27	27	27

TABLE 1

PROGRAM OPERATING ALLOWANCES

UNIT	LOCATION	CLASS	PRIMARY OPTG. STATUS	OPERATING ALLOWANCES 30 SEP 1961	31 DEC 1961	31 MAR 1962	30 JUN 1962
FLEET TACTICAL SUPPORT SQDNS							
VR 1	PTXNT RIVER	VR H	A2	7	7	7	7
		VR M	A2	9	9	9	9
VR 24	PORT LYAUTEY	VR H	A2	6	6	6	6
		VR M	A2	2	2	2	2
		VR C	A2	8	8	8	8
VRC 40	NORFOLK	VR C	A2	10	10	10	10
USMC MARINE HEADQUARTERS SQDNS							
MARS MWSG 27	CHERRY POINT	VA LP	A2	2	2	2	2
		VR H	A2	2	2	2	2
		VR M	A2	3	3	3	3
		VT AJ	A6	4	4	4	4
H&MS 14	CHERRY POINT	VR M	A2	1	1	1	1
		VT AJ	A6	2	2	2	2
H&MS 24	CHERRY POINT	VR M	A2	1	1	1	1
		VT AJ	A6	3	3	3	3
H&MS 26	NEW RIV JAX	VR M	A2	1	1	1	1
H&MS 31	BEAUFORT	VR M	A2	1	1	1	1
		VT AJ	A6	3	3	3	3
H&MS 32	BEAUFORT	VR M	A2	1	1	1	1
		VT AJ	A6	3	3	3	3
MARINE FIGHTER SQDNS							
VMF 122	BEAUFORT	VF FB	A1	20	20	20	20
VMF 235	BEAUFORT	VF FB	A1	20	20	20	20
VMF 251	BEAUFORT	VF FB	A1	20	20	20	20
VMF 333	BEAUFORT	VF FB	A1	20	20	20	20
VMF 114	CHERRY POINT	VF FB	A1	20	20	20	20
VMF 115	CHERRY POINT	VF FB	A1	20	20	20	20
MARINE ATTACK SQDNS							
VMA 224	CHERRY POINT	VA L	A1	20	20	20	20
VMA 225	CHERRY POINT	VA L	A1	20	20	20	20
VMA 242	ROOSEVLT RDS	VA L	A1	20	20	20	20
VMA 324	CHERRY POINT	VA L	A1		20	20	20
VMA 331	BEAUFORT	VA L	A1	20	20	20	20
VMA 332	CHERRY POINT	VA L	A1				
VMA 533	CHERRY POINT	VA L	A1	20	20	20	20
MARINE COMPOSITE PHOTOGRAPHIC SQDNS							
VMCJ 2	CHERRY POINT	VF P	A1	9	9	9	9
		VA QM	A1	6	6	6	6
MARINE TRANSPORT SQDNS							
VMR/VMGR 252	CHERRY POINT	VR M	A2	20	14		
		VG	A2		2	3	8
VMR 353	CHERRY POINT	VR M	A2	12	12	12	12
MARINE HELICOPTER TRANSPORT SQDNS							
HMRL 162	NEW RIV JAX	H M	A1	24	24	24	24
HMRL 264	NEW RIV JAX	H M	A1	20	24	24	24
HMRL 261	NEW RIV JAX	H M	A1				24
HMRL 262	NEW RIV JAX	H M	A1	20	24	24	24
HMRL 265	NEW RIV JAX	H M	A1				24
HMRL 263	ABD BOXER	H M	A1	20	24	24	24
HMRM 461	ABD CHMPLAIN	H H	A1	24	24	24	24
MARINE UTILITY SQDNS							
VMO 1	NEW RIV JAX	VU L	A1	9	9	9	9
		H L	A1	9	9	9	9
DIRECT FLEET SUPPORT UNITS OPERATIONAL DEVELOPMENT SQDNS							
VX 1	KEY WEST	VS	A9	4	4	4	4
		VP L	A9	3	3	3	3
		VP S	A9	1	1	1	1
		VT AP	A6	1	1	1	1
		H S	A9	3	3	3	3
VX 6	QUONSET PNT	VP L	A8	3	3	3	3
		VP H	A8	5	5	5	5
		VR M	A8	4	4	4	4
		VU L	A8	5	5	5	5
		H G	A8	4	4	4	4
FLEET UTILITY AND DRONE CONTROL SQDNS							
VU 2	OCEANA	VF FB	A2	10	10	10	10
		VK D PROP	A2	3	3	3	3
VU 4	OCEANA	VF FB	A2	10	10	10	10
		VK D PROP	A2	3	3	3	3
VU 8	ROOSEVLT RDS	H G	A2	2	2	2	2
		VK D JET	A2	8	8	8	8
		VK D PROP	A2	2	2	2	2
VU 10	GTMO BAY	VF FB	A2	7	7	7	7
		VK D PROP	A2	5	5	5	5

UNIT	LOCATION	CLASS	PRIMARY OPTG. STATUS	OPERATING ALLOWANCES 30 SEP 1961	31 DEC 1961	31 MAR 1962	30 JUN 1962
FLEET BASES OVERSEAS							
NAVSTA	ARGENTIA	VR H	A2	1	1	1	1
		VU G	A2	1	1	1	1
		VT AP	A6	1	1	1	1
		H G	A2	2	2	2	2
NAVSTA	BERMUDA	VU G	A2	1	1	1	1
NAF W MALLING	KENT	VR M	A2	4	4	4	4
		VT AP	A6	3	3	3	3
NAF	NAPLES	VA L	A2	4	4	4	4
		VR H	A2	1	1	1	1
		VR M	A2	3	3	3	3
		VT AP	A6	7	7	7	7
		H G	A2	1	1	1	1
NAF	SIGONELLA	VR M	A2	1	1	1	1
		VU G	A2	1	1	1	1
		VT AP	A6	1	1	1	1
		H G	A2	1	1	1	1
NAF	LAJES	VU G	A2	1	1	1	1
NAVSTA	KEFLAVIK	VR H	A2	2	2	2	2
		VR M	A2	4	4	4	4
		VU L	A2	2	2	2	2
		H G	A2	2	2	2	2
HDQTRS CMEF	DHAHRAN AFB	VR H	A2	1	1	1	1
NAS	PORT LYAUTEY	VR M	A2	1	1	1	1
		VU G	A2	1	1	1	1
		VT AP	A6	2	2	2	2
		H G	A2	1	1	1	1
NAVSTA	ROTA	VR M	A2	2	2	2	2
		VT AP	A6	3	3	3	3
		H G	A2	1	1	1	1
TENTH NAVAL DISTRICT							
NAVSTA	TRINIDAD	VU G	A2	1	1	1	1
NAS GTMO BAY	GTMO BAY	VR M	A8	1	1	1	1
		VU G	A2	2	2	2	2
		VT AP	A6	1	1	1	1
		VT PP	A8	1	1	1	1
		H G	A2	2	2	2	2
NAVSTA	ROOSEVLT RDS	VR H	A2	1	1	1	1
		VR M	A2	1	1	1	1
		VU G	A2	2	2	2	2
		VT AP	A6	1	1	1	1
		H G	A2	1	1	1	1
FIFTEENTH NAVAL DISTRICT							
COM FIFTEEN	PANAMA	VR H	A8	1	1	1	1
CV AND LPH UTILITY AIRCRAFT							
CVS 9 ESSEX	QUONSET PNT	VR C	A2	1	1	1	1
CVA 11 INTREPD	NORFOLK	VR C	A2	1	1	1	1
CVS15 RANDOLPH	NORFOLK	VR C	A2	1	1	1	1
LPH 4 BOXER	NORFOLK	H G	A2	1	1	1	1
LPH 6 THETIS B	NORFOLK	H G	A2		1	1	1
CVS 36 ANTETAM	PENSACOLA	VR C	A2	1	1	1	1
CVS 39 CHMPLAN	NEWPORT	VR C	A2	1	1	1	1
CVA 38 SHANGRL	MAYPORT	VR C	A2	1	1	1	1
CVA 42 FDR	MAYPORT	VR C	A2	1	1	1	1
CVA 59 FORSTAL	NORFOLK	VR C	A2	1	1	1	1
CVA 60 SARATOG	MAYPORT	VR C	A2	1	1	1	1
LPH 8 VALYFRG	NORFOLK	H G	A2	1	1	1	1
CVS 18 WASP	BOSTON	VR C	A2	1	1	1	1
CVA 19 HANCOCK	NORFOLK	VR C	A2		1	1	1
CVA 62 INDPEND	NORFOLK	VR C	A2	1	1	1	1
CVA 63 KITTYHW	CAMDEN	VR C	A2	1			
CVA 64 CONSTEL	NEW YORK	VR C	A2	1	1	1	1
CVA 65 ENTERPR	NORFOLK	VR C	A2	1	1	1	1
MARINE AIR FMF & FORCE AVIATION HDQTR SQDNS							
HS FMFLNT	NORFOLK	VR H	A2	1	1	1	1
		VR M	A2	1	1	1	1
		VT AJ	A6	2	2	2	2
		VT AP	A6	2	2	2	2
MARINE FLEET TRAINING SQDNS							
VMT 1	CHERRY POINT	VT AJ	A4	20	20	20	20
INDIRECT FLEET SUPPORT UNITS NAVAL ATTACHES AND MISSIONS LANT							
ATT ATHENS	GREECE	VU G	A8	1	1	1	1
ATT CAIRO	EGYPT	VR M	A8	1	1	1	1
ATT MEXICO CTY	MEXICO	VR M	A8	1	1	1	1
ATT MONROVIA	LIBERIA	VU L	A8	1	1	1	1
ATT NEW DELHI	INDIA	VR M	A8	1	1	1	1
ATT OSLO	NORWAY	VU G	A8	1	1	1	1
ATT PRETORIA	SO AFRICA	VR M	A8	1	1	1	1
ATT TEHRAN	IRAN	VR M	A8	1	1	1	1
MISSION ANKARA	TURKEY	VR M	A8	1	1	1	1
MISSION BOGOTA	COLOMBIA	VR M	A8	1	1	1	1
MISSION PTAUPR	HAITI	H G	A8	1	1	1	1
MISSION LIMA	PERU	VR M	A8	1	1	1	1
MISSION QUITO	ECUADOR	VR M	A8	1	1	1	1
MISSION RIO DJ	BRAZIL	VR M	A8	1	1	1	1
MISSION VLPRSO	CHILE	VR M	A8	1	1	1	1
MISSION CARACA	VENZUELA	VT AP	A8	1	1	1	1
NAV ADV GROUP	BUENOS AIRES	VR M	A8	1	1	1	1
				17	17	17	17

[redacted]

DECLA[illegible]

TABLE I

PROGRAM OPERATING ALLOWANCES

UNIT	LOCATION	CLASS	PRIMARY OPTG. STATUS	OPERATING ALLOWANCES 30 SEP 1961	31 DEC 1961	31 MAR 1962	30 JUN 1962
FLEET COMBAT UNITS							
USN							
AIR FORCE PACIFIC FLEET							
CARRIER AIR GROUPS							
CVG 2							
VA 23	ABD MIDWAY	VA L	A1	12	12	12	12
VF 24	ABD MIDWAY	VF FB	A1	14	14	14	14
VA 22	ABD MIDWAY	VA L	A1	12	12	12	12
VF 21	ABD MIDWAY	VF FB	A1	14	14	14	14
VA 25	ABD MIDWAY	VA LP	A1	12	12	12	12
CVG 5							
VF 51	ABD TICNDRGA	VF FB	A1	14	14	14	14
VA 52	ABD TICNDRGA	VA LP	A1	12	12	12	12
VF 53	ABD TICNDRGA	VF FB	A1	14	14	14	14
VA 55	ABD TICNDRGA	VA L	A1	12	12	12	12
VA 56	ABD TICNDRGA	VA L	A1	12	12	12	12
CVG 9							
VF 91	ABD RANGER	VF FB	A1	14	14	14	14
VF 92	ABD RANGER	VF FB	A1	14	14	14	14
VA 93	ABD RANGER	VA L	A1	12	12	12	12
VA 94	ABD RANGER	VA L	A1	12	12	12	12
VA 95	ABD RANGER	VA LP	A1	12	12	12	12
CVG 11							
VF 111	MIRAMAR	VF FB	A1	14	14	14	14
VA 112	MIRAMAR	VA L	A1	12	12	12	12
VA 113	ABD KTY HAWK	VA L	A1	12	12	12	12
VF 114	MIRAMAR	VF FB	A1	14	14	14	14
VA 115	ABD KTY HAWK	VA LP	A1	12	12	12	12
RCVG 12							
VF 121	MIRAMAR	VF FB	A1	37	36	36	36
VA 122	MOFFETT FLD	VA LP	A1	22	22	22	22
		VT BP	A4	8	8	8	8
VF 124	MIRAMAR	VF FB	A1	39	39	39	39
VA 125	LEMOORE	VA L	A1	32	32	32	32
VA 125	LEMOORE	VA LP	A1	4	4	4	4
VA 126	MIRAMAR	VA L	A1	28	28	28	28
		VT AJ	A4	24	24	24	24
DET A	LEMOORE	VT AJ	A4	18	18	18	18
VAH 123	WHDBY ISLAND	VA H	A1	15	15	15	15
		VR M	A4	1	1	1	1
		VT AJ	A4	5	5	5	5
		VT SJ	A4	3	3	3	3
CVG 14							
VF 141	MIRAMAR	VF FB	A1	14	14	14	14
VF 142	ABD KTY HAWK	VF FB	A1	14	14	14	14
VA 144	MIRAMAR	VA L	A1	12	12	12	12
VA 145	MIRAMAR	VA LP	A1	12	12	12	12
VA 146	MIRAMAR	VA L	A1	12	12	12	12
CVG 15							
VF 151	MIRAMAR	VF FB	A1	14	14	14	14
VA 152	MOFFETT FLD	VA LP	A1	12	12	12	12
VA 153	LEMOORE	VA L	A1	12	12	12	12
VF 154	MIRAMAR	VF FB	A1	14	14	14	14
VA 155	LEMOORE	VA L	A1	12	12	12	12
CVG 16							
VF 161	MIRAMAR	VF FB	A1		14	14	14
VF 162	MIRAMAR	VF FB	A1		14	14	14
VA 163	LEMOORE	VA L	A1		12	12	12
VA 164	LEMOORE	VA L	A1		12	12	12
VA 165	LEMOORE	VA LP	A1		12	12	12
CVG 19							
VF 191	ABD RICHARD	VF FB	A1	14	14	14	14
VA 192	ABD RICHARD	VA L	A1	12	12	12	12
VF 193	ABD RICHARD	VF FB	A1	14	14	14	14
VA 195	ABD RICHARD	VA L	A1	12	12	12	12
VA 196	ABD RICHARD	VA LP	A1	12	12	12	12
CVG 21							
VF 211	MIRAMAR	VF FB	A1	14	14	14	14
VA 212	MOFFETT FLD	VA L	A1	12	12	12	12
VF 213	MIRAMAR	VF FB	A1	14	14	14	14
VA 215	MOFFETT FLD	VA LP	A1	12	12	12	12
VA 216	MOFFETT FLD	VA L	A1	12	12	12	12
VAH RONS							
VAH 2		VA H	A1	9	9	9	9
VAH 4		VA H	A1	15	15	15	15
VAH 6		VA H	A1	12	12	12	12
VAH 7		VA H	A1			12	12
VAH 8		VA H	A1	9	9	9	9
VAH 10		VA H	A1	12	12		
VAH 13		VA H	A1	12	12	12	12
SPECIAL SQDNS							
PHOTOGRAPHIC SQDNS							
VFP 61	MIRAMAR	VF P	A1	32	32	32	32
VAP 61	AGANA	VA P	A1	12	12	12	12
		VT AJ	A4	2	2	2	2
AIR EARLY WARNING SQDNS							
VAW 11	SAN DIEGO	VA QM	A1	10	10	10	10
		VW M	A1	30	30	30	30
		VT SP	A4	2	2	2	2
VAW 13	ALAMEDA	VA QM	A1	8	8	8	8
		VW M	A1	16	16	16	16
INTERCEPTOR SQDN							
VFAW 3	SAN DIEGO	VF FB	A1	25	25	25	25
FLEET AIR RECONNAISSANCE SQDNS							
VQ 1	ATSUGI	VA Q	A1	9	9	9	9
		VW H	A1	3	3	3	3
		VT AJ	A4	1	1	1	1
CARRIER ANTI SUBMARINE GROUPS							
CVSG 53	NORTH ISLAND						
VS 21	ABD KEARSGE	VS	A1	10	10	10	10
VS 29	ABD KEARSGE	VS	A1	10	10	10	10
HS 6	ABD KEARSGE	H S	A1	16	16	16	16
CVSG 59	NORTH ISLAND						
VS 33	SAN DIEGO	VS	A1	10	10	10	10
VS 38	SAN DIEGO	VS	A1	10	10	10	10
HS 8	REAM FIELD	H S	A1	16	16	16	16
CVSG 55	LOS ALAMITOS						
VS 23	ABD YORKTOWN	VS	A1	10	10	10	10
VS 25	ABD YORKTOWN	VS	A1	10	10	10	10
HS 4	ABD YORKTOWN	H S	A1	16	16	16	16
CVSG 57	LOS ALAMITOS						
VS 35	SAN DIEGO	VS	A1	10	10	10	10
VS 37	SAN DIEGO	VS	A1	10	10	10	10
HS 2	REAM FIELD	H S	A1	16	16	16	16
RCVSG 51	NORTH ISLAND						
VS 41	SAN DIEGO	VS	A1	9	9	9	9
HS 10	REAM FIELD	H S	A1	7	7	7	7
VS SQDNS INSHORE PATROL							
VS 721	SEATTLE	VS	A1		10	10	10
VS 771	LOS ALAMITOS	VS	A1		10	10	10
VS 772	LOS ALAMITOS	VS	A1		10	10	10
VS 872	ALAMEDA	VS	A1		10	10	10
VS 873	ALAMEDA	VS	A1		10	10	10
VS 891	SEATTLE	VS	A1		10	10	10
PATROL SQDNS LAND PLANE							
VP 1	WHDBY ISLAND	VP L	A1	11	11	11	11
VP 2	KODIAK	VP L	A1	11	11	11	11
VP 4	MAHA	VP L	A1	11	11	11	11
VP 6	BARBERS PNT	VP L	A1	11	11	11	11
VP 9	ALAMEDA	VP L	A1	11	11	11	11
VP 17	WHDBY ISLAND	VP L	A1	11	11	11	11
VP 19	ALAMEDA	VP L	A1	11	11	11	11
VP 22	BARBERS PNT	VP L	A1	11	11	11	11
VP 28	IWAKUNI	VP L	A1	11	11	11	11
VP 46	SAN DIEGO	VP L	A1	11	11	11	11
VP 872	ALAMEDA	VP L	A1		11	11	11
PATROL SQDNS SEA PLANE							
VP 40	SANGLEY PNT	VP S	A1	11	11	11	11
VP 42	SAN DIEGO	VP S	A1	11	11	11	11
VP 47	WHDBY ISLAND	VP S	A1	11	11	11	11
VP 48	SAN DIEGO	VP S	A1	11	11	11	11
VP 50	IWAKUNI	VP S	A1	11	11	11	11
REPLACEMENT PATROL SQUADRON							
VP 31	SAN DIEGO	VP L	A1	10	10	10	10
		VP S	A1	5	5	5	5
FLEET WEATHER SQDN							
VW 1	AGANA	VW H	A1	6	6	6	6
BARRIER SQUADRONS							
AEWBARRONPAC	BARBERS PNT	VW H	A1	25	25	25	25
		VR H	A5	5	5	5	5
HELICOPTER COMBAT SQDNS							
HU 1	REAM FIELD	H G	A2	49	49	49	49
FLEET TACTICAL SUPPORT SQDNS							
VR 21	BARBERS PNT	VR H	A2	17	17	17	17
		VR M	A2	4	4	4	4
		VR C	A2	10	10	10	10

[redacted]

[redacted]

DECLASSIFIED

TABLE 1

PROGRAM OPERATING ALLOWANCES

UNIT	LOCATION	CLASS	PRIMARY OPTG. STATUS	OPERATING ALLOWANCES 30 SEP 1961	31 DEC 1961	31 MAR 1962	30 JUN 1962
USMC							
MARINE HEADQUARTERS SQDNS							
MARS 17	IWAKUNI	VR H	A2	2	2	2	2
		VR M	A2	3	3	3	3
		VT AJ	A2	4	4	4	4
		VT AP	A6	2	2	2	2
		H G	A2	2	2	2	2
H&MS 11	ATSUGI	VR M	A2	1	1	1	1
		VT AJ	A2	2	2	2	2
H&MS 12	IWAKUNI	VR M	A2	1	1	1	1
		VT AJ	A2	2	2	2	2
H&MS 13	KANEOHE	VR H	A2	1	1	1	1
		VT AJ	A2	3	3	3	3
H&MS 15	EL TORO	VR M	A2	1	1	1	1
		VT AJ	A6	3	3	3	3
H&MS 16	FUTEMA	VR H	A2				1
		VR M	A2	1	1	1	
MARS 37	EL TORO	VR H	A2	1	1	1	1
		VR M	A2	4	4	4	4
		VT AJ	A6	4	4	4	4
H&MS 33	EL TORO	VR M	A2	1	1	1	1
		VT AJ	A6	3	3	3	3
MARINE FIGHTER SQDNS							
VMF 232	KANEOHE	VF FB	A1	20	20	20	20
VMF 312	ATSUGI	VF FB	A1	20	20	20	20
VMF 323	ABD LEXINGTN	VF FB	A1	20	14	20	20
VMF 334	EL TORO	VF FB	A1	20	20	20	20
VMF 314	ATSUGI	VF FB	A1	20	20	20	20
VMF 451	EL TORO	VF FB	A1	20	20	20	20
VMF 513	EL TORO	VF FB	A1	20	20	20	20
VMF 531	ATSUGI	VF FB	A1	20	20	20	20
VMF 542	EL TORO	VF FB	A1	20	20	20	20
MARINE ATTACK SQDNS							
VMA 121	EL TORO	VA L	A1	20	20	20	20
VMA 211	EL TORO	VA L	A1	20	20	20	20
VMA 212	KANEOHE	VA L	A1	20	20	20	20
VMA 214	KANEOHE	VA L	A1	20	20	20	20
VMA 223	EL TORO	VA L	A1	20	20	20	20
VMA 311	IWAKUNI	VA L	A1	20	20	20	20
VMA 324	IWAKUNI	VA L	A1	20			
VMA 322	IWAKUNI	VA L	A1		20	20	20
VMA 332	IWAKUNI	VA L	A1		20	20	20
MARINE COMPOSITE PHOTOGRAPHIC SQDNS							
VMCJ 1	IWAKUNI	VF P	A1	6	6	6	6
		VA QM	A1	6	6	6	6
VMCJ 3	EL TORO	VF P	A1	12	12	12	12
		VA QM	A1	12	12	12	12
MARINE TRANSPORT SQDNS							
VMGR 152	IWAKUNI	VR H	A2	8	8	8	4
		VR M	A2	8	8	8	
		VG	A2		2	2	8
MARINE HELICOPTER TRANSPORT SQDNS							
HMRL 161	KANEOHE	H M	A1	24	24	24	24
HMRL 364	SANTA ANA	H M	A1	24	24	24	24
HMRL 162	ABD THETS BY	H M	A1				
HMRL 365	SANTA ANA	H M	A1				
HMRL 163	SANTA ANA	H M	A1	24	24	24	24
HMRL 261	ABD THETS BY	H M	A1	24	24	24	24
HMRL 361	SANTA ANA	H M	A1	24	24	24	24
HMRL 362	FUTEMA	H M	A1	24	24	24	24
HMRL 363	EL TORO	H M	A1	24	24	24	24
HMRM 462	SANTA ANA	H H	A1	24	24	24	24
MARINE UTILITY SQDNS							
VMO 2	SUKIRON	VU L	A1	9	9	9	9
		H L	A1	12	12	12	12
VMO 6	CAMP PENDLET	VU L	A1	12	10	10	10
		H L	A1	15	15	15	15
DIRECT FLEET SUPPORT UNITS							
OPERATIONAL DEVELOPMENT SQDNS							
VX 4	POINT MUGU	VF FB	A9	7	7	7	7
		VA L	A9	2	2	2	2
		VT AJ	A6	1	1	1	1
		VT AP	A6	1	1	1	1
VX 5	CHINA LAKE	VA L	A9	7	7	7	7
		VA H	A9	1	1	1	1
		VT AJ	A6	1	1	1	1
		VT AP	A6	1	1	1	1
FLEET UTILITY AND DRONE CONTROL SQDNS							
VU 1	BARBERS PNT	VF FB	A8	4	4	4	2
		VA LP	A8	4	4	4	4
		VT AP	A8	1	1	1	1
		H G	A8	2	2	2	2
		VK D JET	A8	16	16	16	16
		VK D PROP	A8	2	2	2	2
VU 3	SAN DIEGO	VK D JET	A8	4	4	4	4
		VK D PROP	A8	4	4	4	4
VU 5	ATSUGI	VF FB	A8	5	5	5	4
		VA LP	A8	4	4	4	4
		VT AP	A8	2	2	2	2
		H G	A8	2	2	2	2
		VK D JET	A8	6	6	6	6
		VK D PROP	A8	5	5	5	5
VU 7	SAN DIEGO	VF FB	A8	18	18	18	15
		VR M	A8	1	1	1	1
		VT AP	A8	2	2	2	2
		VK D PROP	A8	10	10	10	10
FLEET BASES OVERSEAS							
NAS	AGANA	VR H	A2	1	1	1	1
		VU G	A2	3	3	3	3
		VT AP	A6	1	1	1	1
		H G	A2	2	2	2	2
NAS	ATSUGI	VR H	A2	1	1	1	1
		VU G	A2	2	2	2	2
		VT AJ	A6	7	7	7	7
		VT AP	A6	6	6	6	6
		H G	A2	2	2	2	2
NAS CUBI PNT	CUBI PNT	VU G	A2	1	1	1	1
		VT AJ	A6	2	2	2	2
		VT AP	A6	3	3	3	3
		H G	A2	2	2	2	2
NAF	NAHA	VU G	A2	2	2	2	2
		VT AP	A6	3	3	3	3
NAVSTA	SANGLEY PNT	VR H	A2	1	1	1	1
		VR M	A2	2	2	2	2
		VT AP	A6	1	1	1	1
		H G	A2	1	1	1	1
COMUSTDC	TAIWAN	VR M	A2	1	1	1	1
DET A 7TH FLT	TAIWAN	VR C	A2	1	1	1	1
COMNAVFORJAPAN	YOKOSUKA	VR M	A2	1	1	1	1
COMNAVFORKOREA	SEOUL	VT AP	A6	2	2	2	2
NAMD IWAKUNI	IWAKUNI	VU G	A2	2	2	2	2
		VT AP	A6	2	2	2	2
FOURTEENTH NAVAL DISTRICT							
PMR FAC	KWAJALEIN	VU G	A2	5	5	5	5
NAS 14 NAVDST	BARBERS PNT	VR H	A2	1	1	1	1
		VR M	A2	1	1	1	1
		VT AJ	A6	3	3	3	3
		VT AP	A6	8	8	8	8
		H G	A2	2	2	2	2
NAVSTA 14 ND	MIDWAY	VU G	A2	3	3	3	3
		H G	A2	1	1	1	1
SEVENTEENTH NAVAL DISTRICT							
NAVSTA 17 ND	ADAK	VU G	A2	2	2	2	2
NAVSTA 17 ND	KODIAK	VR H	A2	2	2	2	2
		VU G	A2	1	1	1	1
CV AND LPH UTILITY AIRCRAFT							
CVA 61 RANGER	AL MEDA	VR C	A2	1	1	1	1
LPH 2 IWO JIMA	PUGET	H G	A2		1	1	1
LPH 5 PRINCETN	PT HUENEME	H G	A2	1	1	1	1
LPH 6 THETIS B	LOS ANGELES	H G	A2	1			
CVA 31 RICHARD	ALAMEDA	VR C	A2	1	1	1	1
CVS 33 KERSRGE	LONG BEACH	VR C	A2	1	1	1	1
CVS 12 HORNET	BREMERTON	VR C	A2	1	1	1	1
CVS 20 BENNING	SAN DIEGO	VR C	A2	1	1	1	1
CVS 10 YORKTWN	BREMERTON	VR C	A2	1	1	1	1
CVA 14 TCNDRGA	ALAMEDA	VR C	A2	1	1	1	1
CVA 16 LEXIGTN	LOS ANGELES	VR C	A2	1	1	1	1
CVA 19 HANCOCK	SAN DIEGO	VR C	A2	1			
CVA 34 ORISKNY	ALAMEDA	VR C	A2	1	1	1	1
CVA 41 MIDWAY	ALAMEDA	VR C	A2	1	1	1	1
CVA 43 CRL SEA	ALAMEDA	VR C	A2	1	1	1	1
CVA 63 KITTYHW	ALAMEDA	VR C	A2		1	1	1
MARINE AIR FMF & FORCE AVIATION HQTRS SQDN							
H&HS AFMFPAC	EL TORO	VR H	A2	1	1	1	1
		VR M	A2	2	2	2	2
		VT AJ	A6	2	2	2	2
		VT AP	A6	1	1	1	1
MARINE FLEET TRAINING SQDNS							
VMT 2	EL TORO	VT AJ	A4	24	24	24	24
FLT BASES OVERSEAS USMC							
MCAS 14 ND	KANEOHE	VR M	A2	1	1	1	1
		VT AJ	A6	2	2	2	2
		VT AP	A6	2	2	2	2
		H G	A2	2	2	2	2
MCAF FUTEMA	OKINAWA	VT AP	A6	2	2	2	2

[redacted]

TABLE 1

PROGRAM OPERATING ALLOWANCES

UNIT	LOCATION	CLASS	PRIMARY OPTG. STATUS	OPERATING ALLOWANCES 30 SEP 1961	31 DEC 1961	31 MAR 1962	30 JUN 1962
INDIRECT FLEET SUPPORT UNITS							
NAVAL ATTACHES AND MISSIONS PAC							
ATT DJAKARTA	INDONESIA	VR M	A8	1	1	1	1
ATT CANBERRA	AUSTRALIA	VR M	A8	1	1	1	1
NAVSEC JUSMAG	THAILAND	VR M	A8	1	1	1	1
MAAG SAIGON	VIETNAM	VR M	A8	1	1	1	1
MAAG REP CHINA	TAIWAN	VR M	A8	1	1	1	1
ATT SINGAPORE	MALAYA	VR M	A8		1	1	1
				5	6	6	6
NAVAL AIR BASES							
PAC MISSLE RNG	POINT MUGU	VF P	A9	1	1	1	1
		VS	A9	6	6	6	6
		VW H	A9	7	7	7	7
		VR H	A9	5	5	5	5
		VR M	A9	1	1	1	1
		VT AP	A8	1	1	1	1
		H M	A8	7	7	7	7
		VK D JET	A9	13	13	13	13
		VK D PROP	A9	4	3	3	3
FIRST NAVAL DISTRICT							
NAS 1 NAV DST	QUONSET PNT	VR M	A8	2	2	2	2
		VU G	A8	1	1	1	1
		VT VU	A6	11	11	11	11
		VT AP	A6	14	14	14	14
		VT AP	A8	1	1	1	1
		H G	A8	3	3	3	3
NAS 1 NAV DST	BRUNSWICK	VP L	A9	1	1	1	1
		VR M	A8	1	1	1	1
		VU G	A8	1	1	1	1
		VT AP	A6	1	1	1	1
		H G	A8	1	1	1	1
FOURTH NAVAL DISTRICT							
NAS 4 NAV DST	JOHNSVILLE	VR M	A8	1	1	1	1
		VU L	A8	1	1	1	1
		VT AP	A6	5	5	5	5
NAS 4 NAV DST	LAKEHURST	VR M	A8	1	1	1	1
		VT AP	A6	6	6	6	6
FIFTH NAVAL DISTRICT							
NAS 5 NAV DST	NORFOLK	VS	A8	2	2	2	2
		VR H	A8	1	1	1	1
		VR M	A8	7	7	7	7
		VR C	A2	1	1	1	1
		VU L	A8	2	2	2	2
		VU G	A8	2	2	2	2
		VT AP	A6	20	20	20	20
		VT AP	A8	1	1	1	1
		VT BP	A6	8	8	8	8
NAS 5 NAV DST	OCEANA	VR M	A8	2	2	2	2
		VT BJ	A6	5	5	5	5
		VT AP	A6	2	2	2	2
		H G	A8	2	2	2	2
SIXTH NAVAL DISTRICT							
NAS 6 NAV DST	JACKSONVILLE	VR M	A8	3	3	3	3
		VU L	A8	2	2	2	2
		VU G	A8	2	2	2	2
		VT BJ	A6	5	5	5	5
		VT AP	A6	4	4	4	4
		H G	A8	2	2	2	2
NAS 6 NAV DST	KEY WEST	VR H	A8	1	1	1	1
		VU G	A8	1	1	1	1
		VT BJ	A6	1	1	1	1
		VT AP	A6	1	1	1	1
		H G	A8	1	1	1	1
NAVSTA	MAYPORT	VT AP	A6	1	1	1	1
		H G	A8	1	1	1	1
NAS 6 NAV DST	SANFORD	VR M	A8	2	2	2	2
		VT BJ	A6	1	1	1	1
		VT AP	A6	2	2	2	2
		VT BP	A6	1	1	1	1
		H G	A8	1	1	1	1
NAS 6 NAV DST	CECIL FIELD	VR M	A8	1	1	1	1
		VT BJ	A6	2	2	2	2
		VT AP	A6	2	2	2	2
		VT BP	A6	2	2	2	2
		H G	A8	1	1	1	1
EIGHTH NAVAL DISTRICT							
NWEF	KIRTLAND AFB	VR H	A8	1	1	1	1
		VT BP	A8	2	2	2	2
NINTH NAVAL DISTRICT							
COMNAVCONAD	COLORADO SPR	VR M	A8	1	1	1	1
		VT BJ	A6	1	1	1	1
NAVCRUIT STA	DENVER	VT AP	A6	1	1	1	1
ELEVENTH NAVAL DISTRICT							
US NAV PAR FAC	EL CENTRO	VR M	A8	1	1	1	1
		VT BP	A8	1	1	1	1
NAF 11 NAV DST	CHINA LAKE	VR M	A8	2	2	2	2
		H G	A8	1	1	1	1
NAS 11 NAV DST	SAN DIEGO	VR M	A8	4	4	4	4
		VU L	A8	2	2	2	2
		VT BJ	A6	8	8	8	8
		VT AP	A6	10	10	10	10
		VT BP	A6	6	6	6	6
NAF 11 NAV DST	LITCHFLD PRK	VR M	A8	1	1	1	1
		VT AP	A6	1	1	1	1
NAS 11 NAV DST	MIRAMAR	VR M	A8	2	2	2	2
		VR C	A2	2	2	2	2
		VT BJ	A6	5	3	3	3
		VT AP	A6	2	2	2	2
		H G	A8	1	1	1	1
NAS 11 NAV DST	POINT MUGU	VT BJ	A6	3	3	3	3
		VT AP	A6	5	5	5	5
		H G	A8	2	2	2	2
NMF	PNT ARGUELLO	VT BJ	A6	1	1	1	1
		VT AP	A6	1	1	1	1
NAAS 11 NAVDST	REAM FIELD	VT AP	A6	1	1	1	1
TWELFTH NAVAL DISTRICT							
NAS 12 NAV DST	ALAMEDA	VR H	A8	1	1	1	1
		VR M	A8	3	3	3	3
		VR C	A2	4	4	4	4
		VU L	A8	2	2	2	2
		VU G	A8	1	1	1	1
		VT BJ	A6	7	7	7	7
		VT AP	A6	5	5	5	5
		VT AP	A8	1	1	1	1
		H G	A8	1	1	1	1
NAAS 12 NAVDST	FALLON	VR H	A8	1	1	1	1
		VT BJ	A6	1	1	1	1
		VT AP	A6	1	1	1	1
		H G	A8	2	2	2	2
NAS 12 NAVDST	LEMOORE	VR M	A8	1	1	1	1
		VT BJ	A6	2	2	2	2
		VT AP	A6	3	3	3	3
		H G	A8	1	1	1	1
NAS 12 NAV DST	MOFFETT FLD	VR C	A2	1	1	1	1
		VT BJ	A6	1	1	1	1
		VT AP	A6	4	4	4	4
		H G	A8	1	1	1	1
NAF 12 NAVDST	MONTEREY	VT BJ	A6	12	12	12	12
		VT AP	A6	20	20	20	20
		VT BP	A6	11	11	11	11
		H G	A8	1	1	1	1
THIRTEENTH NAVAL DISTRICT							
NAS 13 NAV DST	WHDBY ISLAND	VR H	A8	1	1	2	2
		VR M	A8	2	2	1	1
		VR C	A2	1	1	1	1
		VU G	A8	1	1	1	1
		VT AP	A6	2	2	2	2
		VT AP	A8	1	1	1	1
		H G	A8	2	2	2	2
POTOMAC RIVER NAVAL COMMAND							
NAS ANACOSTIA	ANACOSTIA	VR H	A8	2	2	2	2
		VR M	A8	6	6	6	6
		VU L	A8	4	4	4	4
		VT BJ	A6	15	15	15	15
		VT AP	A6	44	44	44	44
		VT AP	A8	2	2	2	2
		VT BP	A6	11	11	11	11
NWL	DAHLGREN	VT AP	A6	1	1	1	1
NAS PTXNT RIV	PTXNT RIVER	VW H	A9	2	2	2	2
		VR H	A9	1	1	1	1
		VR M	A8	2	2	2	2
		VU G	A8	1	1	1	1
		VT BJ	A6	3	2	2	2
		VT AP	A6	2	2	2	2
		H G	A8	1	1	1	1
SEVERN RIVER NAVAL COMMAND							
NAF ANNAPOLIS	ANNAPOLIS	VU G	A6	8	8		
		H G	A8	1	1	1	
BUWEPS INSPECTORS AND REPRESENTATIVES							
BWFLTRREP CEN	WRGT PAT AFB	VR M	A8	1	1	1	1
		VT AP	A6	1	1	1	1
BWR AKRON	AKRON	VT AP	A8	1	1	1	1
BWR BALTIMORE	BALTIMORE	VT AP	A8	1	1	1	1
BWR BUFFALO	BUFFALO	VT AP	A8	1	1	1	1
BWR BURBANK	BURBANK	VT AP	A8	1	1	1	1
BWR COLUMBUS	COLUMBUS	VT BJ	A8	1	1	1	1
		VT AP	A8	1	1	1	1
BWR EST HRTFRD	EST HARTFORD	VT AP	A8	1	1	1	1
BWR EL SEGUNDO	EL SEGUNDO	VT AP	A8	1	1	1	1
BWR ST LOUIS	ST LOUIS	VT AP	A8	1	1	1	1
BWR TETERBORO	TETERBORO	VT AP	A8	1	1	1	1
AVIONICS FAC	INDIANAPOLIS	VT AP	A8	1	1	1	1

TABLE 1

PROGRAM OPERATING ALLOWANCES

UNIT	LOCATION	CLASS	PRIMARY OPTG. STATUS	OPERATING ALLOWANCES 30 SEP 1961	31 DEC 1961	31 MAR 1962	30 JUN 1962
MARINE CORPS BASES AND AIR STATIONS							
HMX 1	QUANTICO	H L	A9	4	4	4	4
		H M	A9	18	18	18	18
		H H	A9	2	2	2	2
MCAAS	YUMA	VR M	A8	2	2	2	2
		VT BJ	A6	2	2	2	2
		VT AP	A6	1	1	1	1
		H G	A8	2	2	2	2
MCAS SO&ES	EL TORO	VR M	A8	3	3	3	3
		VU L	A8	1	1	1	1
		VT BJ	A6	2	2	2	2
		VT AP	A6	4	4	4	4
		H G	A8	2	2	2	2
MCAS SO&ES	CHERRY POINT	VR H	A8	1	1	1	1
		VR M	A8	2	2	2	2
		VU L	A8	1	1	1	1
		VT AJ	A6	2	2	2	2
		VT AP	A6	1	1	1	1
		H G	A8	2	2	2	2
MCAS AES 12	QUANTICO	VR M	A8	2	2	2	2
		VT AP	A6	6	6	6	6
		VT AP	A8	1	1	1	1
		VT BP	A6	7	7	7	7
MCAF	NEW RIV JAX	VR M	A8	1	1	1	1
		VT AP	A6	1	1	1	1
		VT BP	A6	2	2	2	2
HQ MC FLT SECT	ANACOSTIA	VR H	A8	1	1	1	1
		VR M	A8	2	2	2	2
		VU L	A8	1	1	1	1
		VT BP	A6	10	10	10	10
MCAS	BEAUFORT	VR M	A8	2	2	2	2
		VT BP	A6	2	2	2	2
		H G	A8	2	2	2	2
NAVAL AIR TRAINING COMMAND							
NAVAL AIR BASIC TRAINING COMMAND							
TRARON 7	MERIDIAN	VT BJ	A3	54	54	54	54
TRARON 9	MERIDIAN	VT BJ	A3	54	54	54	54
NAS NABTC	MERIDIAN	VR M	A8	1	1	1	1
		VT AP	A6	2	2	2	2
		VT BP	A6	2	2	2	2
		H G	A8	2	2	2	2
NAAS NABTC	SAUFLEY FLD	VT AP	A6	3	3	3	3
		VT BP	A6	5	5	5	5
TRARON 1	SAUFLEY FLD	VT BP	A3	105	117	117	117
TRARON 5	SAUFLEY FLD	VT BP	A3	40	46	48	51
NAAS NABTC	WHITING FLD	VT AP	A6	4	4	4	4
		VT BP	A6	6	6	6	6
TRARON 2	WHITING FLD	VT BP	A3	145	164	175	193
TRARON 3	WHITING FLD	VT BP	A3	144	164	172	173
TRARON 6	WHITING FLD	VT AP	A3	21	23	26	26
HT 8	ELLYSON FLD	H L	A3	20	23	23	26
		H G	A3	21	24	24	26
NAS NABTC	PENSACOLA	VF FB	A4	6	6	6	6
		VA M	A8	1	1	1	1
		VS	A4	3	3	3	3
		VR H	A8	4	4	4	4
		VR M	A8	2	2	2	2
		VU G	A8	2	2	2	2
		VT AJ	A4	3	3	3	3
		VT BJ	A5	4	4	4	4
		VT AP	A3	2	2	2	2
		VT AP	A6	11	11	11	11
		VT BP	A6	26	26	26	26
		VT PP	A3	8	8	8	8
		H G	A8	3	3	3	3
TRARON 4	PENSACOLA	VT BJ	A3	75	75	75	75
NAVAL AIR ADVANCED TRAINING COMMAND							
NAAS NAATC	KINGSVILLE	VT AP	A6	2	2	2	2
		H G	A8	2	2	2	2
TRARON 21	KINGSVILLE	VF FB	A3	21	21	21	21
		VT AJ	A3	23	23	23	23
TRARON 22	KINGSVILLE	VF FB	A3	21	21	21	21
		VT AJ	A3	22	22	22	22
TRARON 23	KINGSVILLE	VF FB	A3	34	34	34	34
TRARON 28	CRPS CHRISTI	VS	A3	52	52	52	52
TRARON 29	CRPS CHRISTI	VT SP	A3	9	9	9	9
TRARON 30	CRPS CHRISTI	VA LP	A3	26	26	26	26
		VT BP	A3	7	7	7	7
TRARON 31	CRPS CHRISTI	VP L	A3	9	9	9	9
		VP S	A3	6	6	6	6
NAS NAATC	CRPS CHRISTI	VR H	A8	1	1	1	1
		VR M	A8	6	6	6	6
		VU G	A8	2	2	2	2
		VT BJ	A6	3	3	3	3
		VT AP	A6	5	5	5	5
		VT AP	A8	1	1	1	1
		VT SP	A3	6	6	6	6
		H G	A8	2	2	2	2
NAAS NAATC	CHASE	VT AP	A6	2	2	2	2
		H G	A8	2	2	2	2
TRARON 24	CHASE	VF FB	A3	21	21	21	21
		VT AJ	A3	23	23	23	23
TRARON 25	CHASE	VF FB	A3	21	21	21	21
		VT AJ	A3	22	22	22	22
TRARON 26	CHASE	VF FB	A3	33	33	33	33
NAAS NAATC	NEW IBERIA	VT AP	A6	2	2	2	2
		H G	A8	2	2	2	2
TRARON 27	NEW IBERIA	VS	A3	50	50	50	50

UNIT	LOCATION	CLASS	PRIMARY OPTG. STATUS	OPERATING ALLOWANCES 30 SEP 1961	31 DEC 1961	31 MAR 1962	30 JUN 1962
NAVAL AIR TECHNICAL TRAINING COMMAND							
NATECHTRAU	LAKEHURST	VT SP	A4	1	1	1	1
NATECHTRAU	OLATHE	VT BJ	A4	5	5		
		VT AP	A4	4	4		
		VT BP	A4	7	7		
NATECHTRAU	PENSACOLA	VT AP	A4	6	6	6	6
NATECHTRAU	PHILADELPHIA	VT AP	A6	1	1	1	1
NAS	GLYNCO	VF FB	A4			32	32
		VW H	A4			4	4
		VR M	A8	1	1	1	1
		VT BJ	A4			4	4
		VT SJ	A4			9	9
		VT AP	A6	2	2	6	6
		VT BP	A6			7	7
		H G	A8	1	1	1	1
NAVCICOFFSCOL	GLYNCO	VF FB	A4	32	32		
		VW H	A4	4	4		
		VT BJ	A4	3	4		
		VT SJ	A4	6	9		
		VT AP	A6	4	4		
		VT BP	A6	7	7		
NAS	MEMPHIS	VR M	A8	3	3	3	3
		VT BJ	A6	2	2	2	2
		VT AP	A6	5	5	5	5
		VT AP	A8	1	1	1	1
		VT BP	A6	2	2	2	2
		H G	A8	1	1	1	1
NAVY AND MARINE CORPS RESERVE TRAINING							
NAV&MC RES TRA		VF FB	A4	140	140	140	140
		VA L	A4	120	120	120	120
		VS	A4	160	160	160	160
		VP L	A4	132	132	132	132
		VR H	A4	45	45	45	45
		VR M	A4	30	30	30	30
		VR C	A8	1			
		VU L	A4	2	2	2	2
		VT BJ	A4	34	34	34	34
		VT AP	A4	26	26	26	26
		VT PP	A4	18	18	18	18
		H S	A4	128	128	128	128
		H L	A4	6	6	6	6
RUNERS RESEARCH & DEVELOPMENT							
ROT&E AIRCRAFT		VF FB	A9	50	50	50	51
		VF P	A9	3	2	2	2
		VA L	A9	17	17	17	17
		VA H	A9	7	7	7	7
		VA P	A9	2	2	2	2
		VA O	A9	1	1	1	1
		VA LP	A9	9	6	6	9
		VS	A9	4	4	4	4
		VP L	A9	11	11	11	11
		VW M	A9	2	4	4	4
		VW H	A9	6	6	6	6
		VR H	A9	2	2	2	2
		VR M	A9	6	5	6	6
		VR C	A9	1	1	1	1
		VU G	A9	1	1	1	1
		VT AJ	A9	3	3	3	3
		VT BJ	A9	0	0	0	7
		VT SJ	A9	5	5	5	5
		VT BP	A9	3	2	2	2
		VT PP	A9	2	2	2	3
		H S	A9	7	8	8	8
		H G	A9	4	4	4	3
		Z	A9	2	2	2	2
		VK D JET	A9	3	4	4	4
		VK D PROP	A9	4	4	4	4

TABLE 1A

PROGRAM OPERATING ALLOWANCES *

SUBCLASS	TOTAL	LANT USN	LANT USMC	PAC USN	PAC USMC	NABS USN	NABS USMC	BWRS	NABTC	NAATC	NATTC	NART	RDT&E
TOTAL	7580	1684	461	1771	712	451	92	13	868	438	86	841	163
VF FB	1360	295	120	386	180				6	151	32	140	50
VF P	86	24	9	32	18	1							2
VA L	926	224	120	285	160							120	17
VA M	1								1				
VA H	163	71		85									7
VA P	26	12		12									2
VA Q	19	9		9									1
VA QM	42		6	18	18								
VA LP	310	134	2	142						26			6
VS	631	205		149		8			3	102		160	4
VP L	490	206		131		1				9		132	11
VP S	91	25		60						6			
VW M	79	29		46									4
VW H	81	28		34		9					4		6
VR H	140	27	3	28	13	15	2		4	1		45	2
VR M	216	46	21	17	23	45	14	1	3	6	4	30	6
VR C	65	32		23		9							1
VG	5		3		2								
VU L	54	8	9		19	13	3					2	
VU G	48	12		21		10			2	2			1
VT AJ	298	46	37	64	49		2		3	90	4		3
VT VJ	321					81	4	1	187	3	2	34	9
VT SJ	26	9		3							9		5
VT AP	361	21	2	33	7	168	14	11	48	12	19	26	
VT BP	648	8		8		42	21		551	7	9		2
VT PP	29	1							8			18	2
VT SP	20	2		2						15	1		
H S	315	108		71								128	8
H L	69		9		27		4		23			6	
H M	290	1	96		168	7	18						
H H	50		24		24		2						
H G	226	80		65	4	26	8		29	8	2		4
Z	2												2
VK D JET	51	8		26		13							4
VK D PROP	41	13		21		3							4

* AS OF 30 JUNE 1962

TABLE 1B

PROGRAM OPERATING ALLOWANCES *

LANT

SUBCLASS	TOTAL	NAVY COMBAT	FLT. TRNG	O'SEAS BASES	IN FLIGHT REFUELER	VUROMS	OPTEVFOR	CV UTILITY	ATT. & MISS	AIRCRAFT FERRY SQDN	MARINE COMBAT	H & HS	VMT-1
TOTAL	2145	1288	208	71		50	33	17	17		435	6	20
VF FB	415	268				27					120		
VF P	33	24									9		
VA L	344	220		4							120		
VA H	71		71										
VA P	12		12										
VA Q	9	9											
VA QM	6										6		
VA LP	136	104	30								2		
VS	205	201					4						
VP L	206	200					6						
VP S	25	24					1						
VW M	29		29										
VW H	28	28											
VR H	30	16		6			5				2	1	
VR M	67	11	1	18			4		12		20	1	
VR C	32	18						14					
VG	3										3		
VU L	17			2			5		1		9		
VU G	12			10					2				
'T AJ	83		46								15	2	20
T SJ	9		9										
VT AP	23			19			1		1			2	
VT BP	8		8										
VT PP	1			1									
VT SP	2		2										
H S	108	105					3						
H L	9										9		
H M	97							1			96		
H H	24										24		
H G	80	60		11		2	4	2	1				
VK D JET	8					8							
VK D PROP	13					13							

* AS OF 30 JUNE 1962

TABLE 1C

PROGRAM OPERATING ALLOWANCES *

PAC

SUBCLASS	TOTAL	NAVY COMBAT	FLT. TRNG.	OSEAS BASES	IN FLIGHT REFUELER	VURONS	OPTEVFOR	CV UTILITY	ATT. & MISS	AIRCRAFT FERRY SQDN	MARINE COMBAT	H & HS	VMT-2
TOTAL	2483	1334	223	90	18	92	21	14	6		655	6	24
VF FB	566	352				27	7				180		
VF P	50	32									18		
VA L	445	276					9				160		
VA H	85		84				1						
VA P	12		12										
VA Q	9	9											
VA QM	36		18								18		
VA LP	142	134				8							
VS	149	149											
VP L	131	131											
VP S	60	60											
VW M	46		46										
VW H	34	34											
VR H	41	22		6	8						4	1	
VR M	40	4	1	6	8	1			6		12	2	
VR C	23	10		1				12					
VG	2				2								
VU L	19										19		
VU G	21			21									
VT AJ	113	1	49	14			2				21	2	2
VT SJ	3		3										
VT AP	40			30		5	2				2	1	
VT BP	8		8										
VT SP	2		2										
H S	71	71											
H L	27										27		
H M	168										168		
H H	24										24		
H G	69	49		12		4		2			2		
VK D JET	26					26							
VK D PROP	21					21							

* AS OF 30 JUNE 1962

DECLASSIFIED

CONFIDENTIAL

TOTAL PROGRAM & NON-PROGRAM AIRCRAFT

TABLE 2

LOCATION OF AIRCRAFT INVENTORY AND PLANNED OPERATING ASSIGNMENTS

BY COMMAND AND UNIT

LANT UNIT	LOCATION	MODEL *	INVENTORY: STATUS	INVENTORY: NO ON BOARD: POOL	INVENTORY: NO ON BOARD: OPERATING	PLANNED OPERATING ASSIGNMENTS: 30 SEP 1961	31 DEC 1961	31 MAR 1962	30 JUN 1962
CARRIER AIR GROUPS						Planned Assignments of Table 2 are omitted from this issue, except for NABS, pending program review			
CVG 1									
VF 14	CECIL FIELD	F3H 2	A1		12				
		F3H 2	G6	1					
				1*	12*				
VF 11	CECIL FIELD	F8U 1	A1		12				
				*	12*				
VA 12	CECIL FIELD	A4D 2	A1		12				
		A4D 2	B	2					
		A4D 2	I9	1					
				3*	12*				
VA 15	CECIL FIELD	AD 6	A1		12				
				*	12*				
VA 172	CECIL FIELD	A4D 2	A1		12				
		A4D 2	D5	1					
				1*	12*				
VAH 11	SANFORD	A3D 2	A1		5				
		A3D 2	D5	1					
				1*	5*				
CVG 3									
VF 31	CECIL FIELD	F3H 2	A1		12				
		F3H 2	D5	6					
		F3H 2	G6	1					
				7*	12*				
VF 32	CECIL FIELD	F8U 2N	A1		14				
		F8U 2N	I9	1					
				1*	14*				
VA 34	CECIL FIELD	A4D 2	A1		8				
		A4D 2	B	1					
		A4D 2	D5	4					
		A4D 2	G6	2					
		A4D 2	G7	2					
				9*	8*				
VA 35	CECIL FIELD	AD 6	A1		11				
		AD 6	G6	1					
		AD 5	A1		1				
				1*	12*				
VA 36	CECIL FIELD	A4D 2N	A1		11				
		A4D 2N	HF	1					
				1*	11*				
VAH 9	SANFORD	A3D 2	A1		11				
		A3D 2	D5	1					
		A3D 2	G5	3					
		A3D 2	G6	1					
				5*	11*				
RCVG 4									
VA 43	OCEANA	A4D 2	A1		15				
		A4D 2	D5	2					
		A4D 2	G6	2					
		A4D 2N	A1		13				
		A4D 2N	B	2					
		A4D 2N	Y	2					
		A4D 1	A1		8				
		A4D 1	D5	4					
		F9F 8T	A4		16				
		F9F 8T	D5	3					
				15*	52*				
VF 101	KEY WEST	F3H 2	A1		16				
		F3H 2	D5	1					
		F4D 1	A1		11				
		F4D 1	D5	2					
		F9F 8T	A4		5				
				3*	32*				
DET A	OCEANA	F4H 1F	A1		10				
		F9F 8T	A4		3				
		F3D 2T2	A4		5				
				*	18*				
VF 174	CECIL FIELD	F8U 2	A1		21				
		F8U 2	D5	1					
		F8U 2	G6	1					
		F8U 2N	A1		12				
		F8U 1	A1		3				
		F8U 1	D5	2					
		F8U 1	E5	2					
		F8U 1E	A1		1				
		F9F 8T	A4		2				
				6*	39*				
VA 42	OCEANA	AD 6	A1		11				
		AD 5	A1		2				
		T 28B	A4		5				
				*	18*				
VA 44	OCEANA	A4D 2	A1		15				
		A4D 2	D5	3					
		A4D 2N	A1		16				
		A4D 1	A1		8				
		A4D 1	D5	3					
		AD 6	A1		12				
		AD 5	A1		2				
		F9F 8T	A1		1				
		F9F 8T	A4		19				
		F9F 8T	D5	2					
		T 28B	A4		5				
				10*	78*				
VAH 3	SANFORD	A3J 1	A1		4				
		A3D 2	A1		3				
		A3D 2	D5	1					
		A3D 1	A1		10				
		A3D 1	D5	3					
		R4D 6	A4		1				
		F9F 8T	A4		4				
		A3D 2T	A4		5				
		A3D 2T	D5	1					
				5*	27*				
CVG 6									
VF 33	ABD INTREPID	F8U 1	A1		1				
		F8U 1E	A1		11				
				*	12*				
VF 102	OCEANA	F4D 1	A1		14				
				*	14*				
VA 64	OCEANA	A4D 2N	A1		4				
				*	4*				
VA 65	ABD INTREPID	AD 6	A1		12				
				*	12*				
VA 66	ABD INTREPID	A4D 2N	A1		12				
				*	12*				
VA 76	ABD INTREPID	A4D 2	A1		10				
		A4D 2	B	1					
		A4D 2	G6	1					
				2*	10*				
VAH 7	SANFORD	A3D 2	A1		4				
		A3D 2	G5	2					
				2*	4*				
CVG 7									
VF 41	ABD INDEPEND	F3H 2	A1		12				
		F3H 2	D5	3					
				3*	12*				
VF 84	ABD INDEPEND	F8U 2	A1		12				
				*	12*				
VA 75	ABD INDEPEND	AD 6	A1		12				
		AD 5	A1		1				
				*	13*				
VA 86	ABD INDEPEND	A4D 2	A1		9				
		A4D 2	H6	1					
				1*	9*				
VA 72	ABD INDEPEND	A4D 2N	A1		12				
				*	12*				
VAH 1	ABD INDEPEND	A3D 2	A1		11				
		A3D 2	G6	1					
				1*	11*				
CVG 8									
VF 74	OCEANA	F4H 1	A1		6				
		F4H 1	G6	1					
				1*	6*				
VA 81	OCEANA	A4D 2	A1		12				
				*	12*				
VF 103	OCEANA	F8U 2	A1		11				
				*	11*				
VA 83	OCEANA	A4D 2N	A1		12				
		A4D 2N	B	1					
				1*	12*				
VA 85	OCEANA	AD 6	A1		12				
				*	12*				
VAH 5	SANFORD	A3D 2	A1		11				
		A3D 2	HF	1					
				1*	11*				

* Models not showing inventory are for planning purposes.

CONFIDENTIAL

[redacted]

TABLE 2

TOTAL PROGRAM & NON-PROGRAM AIRCRAFT

LOCATION OF AIRCRAFT INVENTORY AND PLANNED OPERATING ASSIGNMENTS

BY COMMAND AND UNIT

LANT UNIT	LOCATION	MODEL *	STATUS	INVENTORY NO. ON BOARD POOL	INVENTORY NO. ON BOARD OPERATING	PLANNED OPERATING ASSIGNMENTS 30 SEP 1961	31 DEC 1961	31 MAR 1962	30 JUN 1962
CVG 10									
VA 46	CECIL FIELD	A4D 2N	A1		12				
				*	12*				
VF 13	CECIL FIELD	F4D 1	A1		15				
		F4D 1	D5	3					
				3*	15*				
VF 62	CECIL FIELD	F8U 1	A1		13				
		F8U 1	D5	4					
		F8U 1	G6	1					
		F8U 1	HF	1					
				6*	13*				
VA 106	CECIL FIELD	A4D 2	A1		11				
		A4D 2	HF	1					
				1*	11*				
VA 176	CECIL FIELD	AD 6	A1		12				
		AD 6	G6	1					
				1*	12*				
CVG 13									
VF 131	CECIL FIELD	AD 6	A1		1				
				*	1*				
CVG 16									
VA 163	CECIL FIELD	A4D 2	A1		14				
				*	14*				
VA 164	CECIL FIELD	A4D 2	A1		12				
		A4D 2	G5	1					
				1*	12*				
VA 165	JACKSONVILLE	AD 6	A1		11				
				*	11*				
VF 161	CECIL FIELD	F3H 2	A1		12				
				*	12*				
VF 162	ABD INTREPID	F4D 1	A1		11				
				*	11*				
PHOTOGRAPHIC SQDNS									
VFP 62	CECIL FIELD	F8U 1P	A1		16				
		F8U 1P	D5	3					
				3*	16*				
DET 33	ABD INTREPID	F8U 1P	A1		1				
				*	1*				
DET 42	ABD FORRESTL	F8U 1P	A1		2				
		F8U 1P	Y	1					
				1*	2*				
DET 43	ABD SARATOGA	F8U 1P	A1		2				
				*	2*				
VAP 62	JACKSONVILLE	A3D 2P	A1		8				
		A3D 2P	D5	2					
		A3D 2P	G5	1					
		F9F 8T	D5	1					
				4*	8*				
DET 24	PORT LYAUTEY	A3D 2P	HF	1					
				1*	*				
AIR EARLY WARNING SQDNS									
VAW 12	QUONSET PNT	WF 2	A1		21				
		WF 2	B	1					
		WF 2	D5	5					
		WF 2	G5	1					
		WF 2	HF	1					
				8*	21*				
VAW 12 DET 36	ABD RANDOLPH	WF 2	A1		4				
				*	4*				
DET 41	ABD INDEPEND	WF 2	A1		4				
				*	4*				
VAW 33	QUONSET PNT	AD 5Q	A1		8				
		AD 5Q	G6	1					
		AD 5W	A1		18				
		AD 5W	B	3					
		AD 5W	Y	1					
		TF 1Q	A1		2				
				5*	28*				
DET 41	ABD INDEPEND	AD 5Q	A1		3				
				*	3*				
FLEET AIR RECONNAISSANCE SQDNS									
VQ 2	ROTA	A3D 2Q	A1		9				
		A3D 2Q	D5	1					
		A3D 2Q	G5	1					
		WV 2Q	A1		3				
		WV 2Q	D6	1					
				3*	12*				
CARRIER ANTI SUBMARINE GROUPS									
CVSG 60									
VS 34	QUONSET PNT	S2F 1	A1		2				
		S2F 1	D5	1					
		S2F 1S	A1		7				
		S2F 1S	B	1					
		S2F 1S	D5	1					
				3*	9*				
VS 39	QUONSET PNT	S2F 1	A1		4				
		S2F 1S	A1		6				
		S2F 1S	D5	2					
				2*	10*				
HS 9	QUONSET PNT	HSS 1	A1		14				
				*	14*				
CVSG 54									
VS 22	QUONSET PNT	S2F 1	A1		5				
		S2F 1S	A1		5				
		S2F 1S	B	1					
		S2F 1S	D5	1					
				2*	10*				
VS 32	QUONSET PNT	S2F 1	A1		3				
		S2F 1	B	1					
		S2F 1S	A1		7				
		S2F 1S	B	2					
				3*	10*				
HS 5	QUONSET PNT	HSS 1N	A1		16				
				*	16*				
CVSG 56									
VS 24	ABD RANDOLPH	S2F 1	A1		1				
		S2F 1	B	2					
		S2F 1S	A1		9				
		S2F 1S1	B	1					
				3*	10*				
VS 27	ABD RANDOLPH	S2F 1	A1		2				
		S2F 1S	A1		8				
		S2F 1S	D5	1					
		S2F 1S1	A1		1				
				1*	11*				
HS 3	NORFOLK	HSS 1	A1		7				
				*	7*				

[redacted]

* Models not showing inventory are for planning purposes

[redacted]

[redacted]

TOTAL PROGRAM & NON-PROGRAM AIRCRAFT

TABLE 2

LOCATION OF AIRCRAFT INVENTORY AND PLANNED OPERATING ASSIGNMENTS

BY COMMAND AND UNIT

LANT UNIT	LOCATION	MODEL *	INVENTORY: STATUS	INVENTORY: NO ON BOARD: POOL	INVENTORY: NO ON BOARD: OPERATING	PLANNED OPERATING ASSIGNMENTS: 30 SEP 1961	31 DEC 1961	31 MAR 1962	30 JUN 1962
CVSG 52									
VS 28	QUONSET PNT	S2F 1	A1		5				
		S2F 1	B	1					
		S2F 1S	A1		4				
		S2F 1S	B	2					
				3*	9*				
VS 31	QUONSET PNT	S2F 1	A1		4				
		S2F 1	B	1					
		S2F 1S	A1		4				
		S2F 1S	B	1					
				2*	8*				
HS 11	QUONSET PNT	HSS 1	A1		7				
		HSS 1N	A1		6				
		HSS 1N	HF	1					
				1*	13*				
CVSG 58									
VS 26	ABD RANDOLPH	S2F 3	A1		10				
				*	10*				
VS 36	ABD RANDOLPH	S2F 3	A1		10				
				*	10*				
HS 7	ABD RANDOLPH	HSS 1	A1		1				
		HSS 1N	A1		14				
		HSS 1N	B	2					
				2*	15*				
RCVSG 50									
VS 30	KEY WEST	S2F 1	A1		5				
		S2F 1S	A1		5				
		S2F 1S	D5	4					
		S2F 1S1	A1		1				
				4*	11*				
HS 1	KEY WEST	HSS 2	A1		9				
		HSS 1N	A1		9				
				*	18*				
PATROL SQDNS LAND PLANE									
VP 5	JACKSONVILLE	P2V 5FS	A1		10				
		P2V 5FS	B	1					
		P2V 5FS	D5	2					
				3*	10*				
VP 7	BRUNSWICK	P2V 5FS	A1		11				
		P2V 5FS	B	2					
				2*	11*				
VP 8	PTXNT RIVER	P2V 5FS	A1		11				
		P2V 5FS	B	1					
		P2V 5FS	D5	3					
				4*	11*				
VP 10	BRUNSWICK	P2V 5FS	A1		11				
		P2V 5FS	B	2					
				2*	11*				
VP 11	BRUNSWICK	P2V 7S	A1		10				
		P2V 7S	B	3					
				3*	10*				
VP 16	JACKSONVILLE	P2V 5FS	A1		11				
		P2V 5FS	B	1					
				1*	11*				
VP 18	SIGONELLA	P2V 7S	A1		11				
				*	11*				
VP 21	ARGENTIA	P2V 7S	A1		11				
		P2V 7S	B	2					
				2*	11*				
VP 23	BRUNSWICK	P2V 7S	A1		10				
		P2V 7S	B	1					
		P2V 7S	D5	1					
		P2V 7S	G6	1					
				3*	10*				
VP 24	NORFOLK	P2V 7S	A1		11				
		P2V 7S	B	2					
				2*	11*				
VP 26	ROTA	P2V 5FS	A1		9				
				*	9*				
DET 13	KEFLAVIK	P2V 5FS	A1		2				
				*	2*				
VP 44	NORFOLK	P2V 5FS	A1		11				
		P2V 5FS	B	1					
				1*	11*				
VP 56	NORFOLK	P2V 7S	A1		10				
		P2V 7S	D5	4					
				4*	10*				
PATROL SQDNS SEA PLANE									
VP 45	BERMUDA	P5M 2S	A1		11				
		P5M 2S	B	2					
		P5M 1S	B	1					
				3*	11*				
VP 49	BERMUDA	P5M 2S	A1		10				
		P5M 2S	B	3					
				3*	10*				
REPLACEMENT PATROL SQUADRON									
VP 30	JACKSONVILLE	P2V 7S	A1		8				
		P2V 7S	D5	2					
		P2V 5FS	A1		10				
		P5M 2S	A1		3				
				2*	21*				
FLEET WEATHER SQDN									
VW 4	ROOSEVLT RDS	WV 3	A1		3				
		WV 3	B	2					
		WV 3	D6	1					
		WV 2	A1		2				
				3*	5*				
BARRIER SQDNS									
VW 11	ARGENTIA	WV 2	A1		6				
		WV 2	B	3					
		WV 2	G5	1					
		WV 2	HF	1					
				5*	6*				
VW 13	ARGENTIA	WV 2	A1		7				
		WV 2	D6	3					
				3*	7*				
AEWTRAUNIT	PTXNT RIVER	WV 2	A1		4				
		R7V 1	A5		3				
		R7V 1	B	1					
				1*	7*				
HELICOPTER COMBAT SQDNS									
HU 2	LAKEHURST	HUP 3	A1		8				
		HUP 2	A1		8				
				*	16*				
DET 1	NORFOLK	HUS 1A	A1		1				
		HUP 3	A1		3				
		HUP 2	A1		1				
				*	5*				
DET 22	ABD SPRNGFLD	HUP 3	A1		1				
				*	1*				
DET 25	ABD NPT NEWS	HUP 2	A1		1				
				*	1*				
DET 33	ABD INTREPID	HUP 3	A1		2				
				*	2*				
DET 41	ABD INDEPEND	HUP 3	A1		2				
				*	2*				
DET 44	ABD SHANGRLA	HUP 3	A1		2				
				*	2*				
DET 48	ABD WASP	HUP 3	A1		1				
				*	1*				

* Models not showing inventory are for planning purposes

[redacted]

[redacted]

TABLE 2

TOTAL PROGRAM & NON-PROGRAM AIRCRAFT

LOCATION OF AIRCRAFT INVENTORY AND PLANNED OPERATING ASSIGNMENTS

BY COMMAND AND UNIT

DECLASSIFIED

LANT UNIT	LOCATION	MODEL *	STATUS	INVENTORY NO ON BOARD POOL	INVENTORY NO ON BOARD OPERATING	PLANNED OPERATING ASSIGNMENTS 30 SEP 1961	31 DEC 1961	31 MAR 1962	30 JUN 1962
HU 4	LAKEHURST	HUL 1	A1		5				
		HTL 7	A1		3				
		HUS 1	A1		1				
		HUS 1A	A1		1				
		HRS 3	A1		8				
		HRS 3	G5	1					
		HRS 3	G6	1					
				2*	18*				
DET 16	ABD NOHAMPTN	HRS 3	A1		1				
				*	1*				
DET 65	ABD HERMITAG	HUL 1	A1		1				
				*	1*				
DET 71	ABD EDISTO	HTL 7	A1		1				
		HRS 3	A1		1				
				*	2*				
DET 74	ABD WESTWIND	HTL 7	A1		1				
		HRS 3	A1		1				
				*	2*				
DET 92	ABD POCONO	HRS 3	A1		1				
				*	1*				
DET 94	ABD MTMCKNLY	HRS 3	A1		1				
				*	1*				
DET 85	ABD ALTAIR	HUS 1A	A1		1				
				*	1*				
FLEET TACTICAL SUPPORT SQDNS									
VR 1	PTXNT RIVER	R6D 1	A2		2				
		R6D 1Z	A2		4				
		R5D 2Z	A2		1				
		R4Y 1	A2		7				
				*	14*				
VR 24	PORT LYAUTEY	R5D 5	A2		6				
		R5D 5	B	1					
		R5D 5	F3	1					
		R4Q 2	A2		4				
				2*	10*				
DET	NAPLES	TF 1	A2		7				
				*	7*				
VRC 40	NORFOLK	TF 1	A2		9				
		TF 1	D5	4					
				4*	9*				
MARINE HEADQUARTERS SQDNS									
MARS 27	CHERRY POINT	A4D 2	B	5					
		AD 5	A2		2				
		R5D 5	A2		1				
		R5D 3	A2		1				
		R4D 8	A2		3				
		F9F 8T	A6		4				
				5*	11*				
H&MS 14	CHERRY POINT	A4D 2	A1		6				
		A4D 2	B	14					
		A4D 2	D5	1					
		R4D 6	A2		1				
		F9F 8T	A2		1				
		F9F 8T	B	2					
				17*	8*				
H&MS 24	CHERRY POINT	R4D 6	A2		1				
		F9F 8T	A2		3				
				*	4*				
H&MS 26	NEW RIV JAX	R4D 8	A2		1				
		HUS 1	G6	1					
				1*	1*				
H&MS 32	BEAUFORT	F8U 1	B	2					
		F8U 1	D5	2					
		R4D 6	A2		1				
		F9F 8T	A2		3				
				4*	4*				

LANT UNIT	LOCATION	MODEL *	STATUS	INVENTORY NO ON BOARD POOL	INVENTORY NO ON BOARD OPERATING	PLANNED OPERATING ASSIGNMENTS 30 SEP 1961	31 DEC 1961	31 MAR 1962	30 JUN 1962
MARINE FIGHTER SQDNS									
VMF 122	BEAUFORT	F8U 1	A1		18				
		F8U 1	B	1					
		F8U 1	D5	4					
		F8U 1E	A1		2				
		F8U 1E	B	1					
				6*	20*				
VMF 235	BEAUFORT	F8U 2N	A1		10				
		F8U 1	A1		8				
		F8U 1	D5	1					
		F8U 1E	B	1					
				2*	18*				
VMF 251	BEAUFORT	F8U 1	A1		1				
		F8U 1	B	1					
		F8U 1	C	2					
		F8U 1E	A1		17				
		F8U 1E	B	3					
		F8U 1E	C	1					
		F8U 1E	D5	1					
				8*	18*				
VMF 333	BEAUFORT	F8U 2	A1		20				
		F8U 2	B	3					
				3*	20*				
VMF 114	CHERRY POINT	F4D 1	A1		19				
		F4D 1	D5	5					
		F4D 1	G6	1					
				6*	19*				
VMF 115	CHERRY POINT	F4D 1	A1		18				
		F4D 1	D5	1					
		F4D 1	G6	1					
				2*	18*				
MARINE ATTACK SQDNS									
VMA 224	CHERRY POINT	A4D 2N	A1		15				
		A4D 2N	D5	5					
				5*	15*				
VMA 225	CHERRY POINT	A4D 2N	A1		16				
		A4D 2N	B	1					
		A4D 2N	D5	4					
				5*	16*				
VMA 242	ROOSEVLT RDS	A4D 2	B	9					
		A4D 2N	A1		20				
		A4D 2N	B	1					
				10*	20*				
VMA 331	BEAUFORT	A4D 2	A1		19				
		A4D 2	B	1					
		A4D 2	D5	1					
				2*	19*				
VMA 533	CHERRY POINT	A4D 2	A1		18				
		A4D 2	B	5					
				5*	18*				
MARINE COMPOSITE PHOTOGRAPHIC SQDNS									
VMCJ 2	CHERRY POINT	F8U 1P	A1		9				
		F8U 1P	D5	2					
		F3D 2Q	A1		6				
				2*	15*				
MARINE TRANSPORT SQDNS									
VMR/VMGR 252	CHERRY POINT	R4Q 2	A2		14				
		R4Q 2	B	6					
				6*	14*				
VMR 353	CHERRY POINT	R4Q 2	A2		9				
				*	9*				

[redacted]

* Models not showing inventory are for planning purposes

TOTAL PROGRAM & NON-PROGRAM AIRCRAFT

TABLE 2

LOCATION OF AIRCRAFT INVENTORY AND PLANNED OPERATING ASSIGNMENTS

BY COMMAND AND UNIT

LANT UNIT	LOCATION	MODEL *	STATUS	INVENTORY NO ON BOARD POOL	INVENTORY NO ON BOARD OPERATING	PLANNED OPERATING ASSIGNMENTS 30 SEP 1961	31 DEC 1961	31 MAR 1962	30 JUN 1962
MARINE HELICOPTER TRANSPORT SQDNS									
HMRL 162	NEW RIV JAX	HUS 1	A1		23				
				*	23*				
HMRL 264	NEW RIV JAX	HUS 1	A1		20				
				*	20*				
HMRL 262	NEW RIV JAX	HUS 1	A1		14				
				*	14*				
SUB 2	ABD LSD 32	HUS 1	A1		6				
				*	6*				
HMRL 263	ABD BOXER	HUS 1	A1		20				
		HRS 3	A1		2				
		HRS 3	B	1					
				1*	22*				
HMRM 461	ABD CHMPLAIN	HR2S 1	A1		13				
				*	13*				
MARINE UTILITY SQDNS									
VMO 1	NEW RIV JAX	OE 2	A1		5				
		OE 1	A1		4				
		OE 1	B	1					
		HOK 1	A1		9				
				1*	18*				
OPERATIONAL TEST AND EVALUATION FORCE									
VX 1	KEY WEST	S2F 3	A9		2				
		S2F 2	G5	1					
		S2F 1S	A9		2				
		S2F 1S1	A1		1				
		P2V 7S	A9		3				
		P5M 2S	A9		1				
		SNB 5	A6		1				
		HSS 2	A9		2				
		HSS 1	A9		1				
		HSS 1N	A9		1				
				1*	14*				
VX 6	QUONSET PNT	P2V 7	A8		3				
		R7V 1	A8		1				
		C 130BL	A8		4				
		R4D 8	A8		2				
		R4D 8	B	1					
		UC 1	B	3					
		UC 1	C9	1					
		UC 1	G6	1					
		HSS 1	A8		1				
		HUS 1A	A8		2				
		HUS 1A	B	1					
				7*	13*				
FLEET UTILITY AND DRONE CONTROL SQDNS									
VU 2	OCEANA	F8U 1	A8		1				
		F8U 1	B	3					
		F8U 1	D5	1					
		FJ 3	A8		4				
		FJ 3	B	1					
		FJ 3M	A8		5				
				5*	10*				
DET A	QUONSET PNT	JD 1	A8		3				
				*	3*				
VU 4	OCEANA	FJ 3M	A8		9				
		FJ 3M	B	2					
		FJ 3M	D5	1					
		JD 1	A8		2				
		JD 1	HF	1					
				4*	11*				
VU 8	ROOSEVLT RDS	HSS 1	A2		1				
		HUS 1A	A2		1				
		FJ 3D2	A1		6				
		FJ 3D2	B	1					
		FJ 3D2	D5	2					
		P2V 5FD	A2		2				
		T 28BD	A2		2				
		F9F 6K2	A8		8				
		F9F 6K2	B	1					
		F9F 6K	A8		2				
		F9F 6K	B	3					
				7*	22*				
VU 10	GTMO BAY	FJ 3M	A1		1				
		FJ 3M	A8		6				
		FJ 3M	B	1					
		FJ 3M	D5	1					
		JD 1	A8		3				
				2*	10*				
VU 10 DET	JACKSONVILLE	JD 1	A8		2				
				*	2*				
FLEET BASES OVERSEAS									
NAVSTA	ARGENTIA	R5D 5	A2		1				
		UF 1	A2		1				
		SNB 5	A6		1				
		HUS 1A	A2		1				
		HRS 3	A2		1				
		[illegible]	[illegible]		[illegible]				
				*	5*				
NAVSTA	BERMUDA	UF 2	A2		1				
				*	1*				
NAF W MALLING	KENT	R4D 8	A2		1				
		R4D 5	A2		1				
		R4Y 1	A2		1				
		SNB 5	A6		3				
				*	6*				
NAF	NAPLES	F8U 1	I9	1					
		AD 5	A2		2				
		AD 5	G6	1					
		R5D 3Z	A2		1				
		R4D 8	A2		2				
		R4Y 1	A2		1				
		SNB 5	A6		5				
		HUP 3	A2		1				
				2*	12*				
NAF	SIGONELLA	AD 5Q	B	1					
		R4D 8	A2		1				
		UF 1	A2		1				
		SNB 5	A6		1				
				1*	3*				
NAF	LAJES	UF 2	A2		1				
				*	1*				
NAVSTA	KEFLAVIK	R7V 1	A5		1				
		R5D 3	A2		1				
		R4D 6	A2		3				
		L 20	A2		2				
		HRS 3	A2		2				
				*	9*				
HDQTRS CMEF	DHAHRAN AFB	R5D 1Z	A2		1				
				*	1*				
NAS	PORT LYAUTEY	R4D 6	A2		1				
		UF 2	A2		1				
		SNB 5	A6		2				
		HUP 3	A2		1				
				*	5*				
NAVSTA	ROTA	F8U 2	B	1					
		F8U 1E	G5	2					
		F3H 2	B	1					
		F4D 1	B	2					
		F8U 1P	B	1					
		A4D 2	B	1					
		A4D 2	G5	1					
		A4D 2N	B	1					
		A4D 2N	G5	1					
		AD 6	B	2					
		R4D 8	A2		1				
		R4D 6	A2		1				
		SNB 5	A6		4				
		HUP 3	A2		1				
				13*	7*				
FIRST NAVAL DISTRICT									
NAS	QUONSET PNT	HSS 1N	B	2					
				2*	*				
FIFTH NAVAL DISTRICT									
NAS NORFOLK	NORFOLK	F8U 1	D5	4					
		F8U 1E	B	1					
		R4D 5	B	1					
		HSS 1N	B	2					
				8*	*				
SIXTH NAVAL DISTRICT									
NAS CECIL FLD	CECIL FIELD	F8U 2N	B	2					
		F3H 2	B	1					
		A4D 2	B	2					
		A4D 2N	B	7					
				12*	*				
NAS JAX	JACKSONVILLE	F8U 2N	B	2					
		F4D 1	D5	2					
		R4D 6	B	1					
		HSS 1N	B	3					
		HSS 1NX	G4	3					
		HRS 3	G6	1					
				12*	*				

* Models not showing inventory are for planning purposes

[redacted]

TOTAL PROGRAM & NON-PROGRAM AIRCRAFT

TABLE 2

LOCATION OF AIRCRAFT INVENTORY AND PLANNED OPERATING ASSIGNMENTS

BY COMMAND AND UNIT

LANT UNIT	LOCATION	MODEL *	INVENTORY STATUS	INVENTORY NO ON BOARD POOL	INVENTORY NO ON BOARD OPERATING	PLANNED OPERATING ASSIGNMENTS 30 SEP 1961	31 DEC 1961	31 MAR 1962	30 JUN 1962
TENTH NAVAL DISTRICT									
NAVSTA	TRINIDAD	UF 1	A2			1			
				*		1*			
NAS GTMO BAY	GTMO BAY	R4D 6	A8			1			
		UF 1	A2			2			
		SNB 5	A6			1			
		T 34B	A8			1			
		HRS 3	A2			2			
				*		7*			
NAVSTA	ROOSEVLT RDS	R4D 8	A2			2			
		UF 1	A2			2			
		SNB 5	A6			1			
		HRS 3	I9	1					
				1*		5*			
FIFTEENTH NAVAL DISTRICT									
COM FIFTEEN	PANAMA	R4Y 1	A8			1			
				*		1*			
CV AND LPH UTILITY AIRCRAFT									
CVS 9 ESSEX	QUONSET PNT	TF 1	A2			1			
				*		1*			
CVA 11 INTREPD	NORFOLK	TF 1	A2			1			
				*		1*			
CVS15 RANDOLPH	NORFOLK	TF 1	A2			1			
		TF 1	F5	1					
				1*		1*			
LPH 4 BOXER	NORFOLK	HUS 1	A2			1			
				*		1*			
CVS 36 ANTETAM	PENSACOLA	TF 1	A2			1			
				*		1*			
CVS 39 CHMPLAN	NEWPORT	TF 1	A2			1			
				*		1*			
CVA 38 SHANGRL	MAYPORT	TF 1	A2			1			
				*		1*			
CVA 42 FDR	MAYPORT	TF 1	A2			1			
				*		1*			
CVA 59 FORSTAL	NORFOLK	TF 1	A2			1			
				*		1*			
CVA 60 SARATOG	MAYPORT	TF 1	A2			1			
				*		1*			
CVS 18 WASP	BOSTON	S2F 1S	I9	1					
		TF 1	A2			1			
				1*		1*			
CVA 62 INDPEND	NORFOLK	A4D 2	A1			2			
		TF 1	A2			1			
				*		3*			
CVA 64 CONSTEL	NEW YORK	TF 1	A2			1			
				*		1*			
CVA 65 ENTERPR	NORFOLK	TF 1	A2			1			
				*		1*			
MARINE AIR FMF & FORCE AVIATION HDQTR SQDNS									
HS FMFLNT	NORFOLK	R5D 5R	A2			1			
		R4Y 1	A2			1			
		F9F 8T	A6			2			
		SNB 5	A6			2			
				*		6*			

LANT UNIT	LOCATION	MODEL *	INVENTORY STATUS	INVENTORY NO ON BOARD POOL	INVENTORY NO ON BOARD OPERATING	PLANNED OPERATING ASSIGNMENTS 30 SEP 1961	31 DEC 1961	31 MAR 1962	30 JUN 1962
MARINE FLEET TRAINING SQDNS									
VMT 1	CHERRY POINT	F9F 8T	A1			1			
		F9F 8T	A4			19			
		F9F 8T	B	1					
		F9F 8T	D5	1					
				2*		20*			
NAVAL ATTACHES AND MISSIONS LANT									
ATT ATHENS	GREECE	UF 2	A8			1			
				*		1*			
ATT CAIRO	EGYPT	R4D 6	A8			1			
				*		1*			
ATT MEXICO CTY	MEXICO	R4D 6	A8			1			
				*		1*			
ATT NEW DELHI	INDIA	R4D 6	A8			1			
				*		1*			
ATT OSLO	NORWAY	UF 2	A8			1			
				*		1*			
ATT PRETORIA	SO AFRICA	R4D 6	A8			1			
				*		1*			
ATT TEHRAN	IRAN	R4D 6	A8			1			
				*		1*			
MISSION ANKARA	TURKEY	R4D 5	A8			1			
				*		1*			
MISSION BOGOTA	COLOMBIA	R4D 5	A8			1			
				*		1*			
MISSION PTAUPR	HAITI	HRS 3	A8			1			
				*		1*			
MISSION LIMA	PERU	R4D 5	A8			1			
				*		1*			
MISSION QUITO	ECUADOR	R4D 6	A8			1			
				*		1*			
MISSION RIO DJ	BRAZIL	R4D 6R	A8			1			
				*		1*			
MISSION VLPRSO	CHILE	R4D 6	A8			1			
				*		1*			
MISSION CARACA	VENZUELA	SNB 5	A8			1			
				*		1*			
NAV ADV GROUP	BUENOS AIRES	R4D 5	A8			1			
				*		1*			
TOTAL				371	1907				
PROGRAM				367	1897				
NON PROGRAM #				4	10				

See Glossary Operating includes aircraft reported in "A" number status Pool includes aircraft reported in other than "A" status.

[redacted]

* Models not showing inventory are for planning purposes

[redacted]

TOTAL PROGRAM & NON-PROGRAM AIRCRAFT

TABLE 2

LOCATION OF AIRCRAFT INVENTORY AND PLANNED OPERATING ASSIGNMENTS

BY COMMAND AND UNIT

PAC UNIT	LOCATION	MODEL *	INVENTORY: STATUS	INVENTORY: NO. ON BOARD: POOL	INVENTORY: NO. ON BOARD: OPERATING	PLANNED OPERATING ASSIGNMENTS: 30 SEP 1961	31 DEC 1961	31 MAR 1962	30 JUN 1962
						Planned Assignments of Table 2 are omitted from this issue, except for NABS, pending program review			
CARRIER AIR GROUPS									
CVG 2									
VA 23	ABD MIDWAY	A4D 2	A1				11		
					*		11*		
VF 24	ABD MIDWAY	F8U 2	A1				14		
					*		14*		
VA 22	ABD MIDWAY	A4D 2	A1				12		
					*		12*		
VF 21	ABD MIDWAY	F3H 2	A1				12		
		F3H 2	G6	1					
				1*			12*		
VA 25	ABD MIDWAY	AD 7	A1				12		
					*		12*		
VAH 8	ABD MIDWAY	A3D 2	A1				9		
					*		9*		
CVG 5									
VF 51	ABD TICNDRGA	F8U 1	A1				10		
		F8U 1	G6	1					
				1*			10*		
VA 52	ABD TICNDRGA	AD 6	A1				11		
		AD 6	G5	1					
				1*			11*		
VF 53	ABD TICNDRGA	F3H 2	A1				11		
		F3H 2	HF	1					
				1*			11*		
VA 55	ABD TICNDRGA	A4D 2	A1				11		
					*		11*		
VA 56	ABD TICNDRGA	A4D 2	A1				11		
		A4D 2	G6	1					
				1*			11*		
VAH 4	WHDBY ISLAND	A3D 2	A1				9		
		A3D 2	G5	1					
				1*			9*		
CVG 9									
VF 91	ABD RANGER	F8U 2	A1				12		
		F8U 2	HF	1					
				1*			12*		
VF 92	ABD RANGER	F3H 2	A1				13		
					*		13*		
VA 93	ABD RANGER	A4D 2N	A1				11		
		A4D 2N	G6	1					
				1*			11*		
VA 94	ABD RANGER	A4D 2	B	1					
		A4D 2N	A1				12		
				1*			12*		
VA 95	ABD RANGER	AD 7	A1				12		
					*		12*		
VAH 6	ABD RANGER	A3D 2	A1				12		
					*		12*		
CVG 11									
VF 111	MIRAMAR	F8U 2N	A1				14		
					*		14*		
VA 112	MIRAMAR	A4D 2N	A1				11		
		A4D 2N	HF	1					
				1*			11*		
VA 113	ABD KTY HAWK	A4D 2N	A1				13		
					*		13*		
VF 114	MIRAMAR	F4H 1	A1				6		
					*		6*		
VA 115	ABD KTY HAWK	AD 6	A1				11		
					*		11*		
RCVG 12									
VF 121	MIRAMAR	F4H 1F	A1				11		
		F3H 2	A1				33		
		F3H 2	D5		3				
		F3H 2	G6		1				
		F9F 8T	A4				2		
		F9F 8T	D5		2				
		F3D 2T2	A4				5		
					6*		51*		
VA 122	MOFFETT FLD	AD 7	A1				6		
		AD 6	A1				17		
		AD 5	A1				2		
		T 28B	A4				9		
					*		34*		
VF 124	MIRAMAR	F8U 2	A1				9		
		F8U 2	D5		2				
		F8U 2N	A1				14		
		F8U 1	A1				14		
		F8U 1E	A1				3		
		F8U 1E	D5		1				
					3*		40*		
VA 125	LEMOORE	A4D 2	A1				14		
		A4D 2	D5		1				
		A4D 2	G5		1				
		A4D 2N	A1				12		
		A4D 2N	D5		2				
		A4D 2N	G5		1				
		A4D 1	A1				21		
		A4D 1	C		1				
		A4D 1	D5		4				
		A4D 1	H6		1				
		AD 5	A1				2		
					11*		49*		
VA 126	MIRAMAR	FJ 4B	A1				8		
		FJ 4B	D5		1				
		FJ 4B	G6		1				
		F9F 8T	A4				27		
		F9F 8T	D5		1				
					3*		35*		
DET A	LEMOORE	F9F 8T	A4				21		
					*		21*		
VAH 123	WHDBY ISLAND	A3D 1	A1				10		
		A3D 1	G6		2				
		A3D 2P	D5		1				
		F9F 8T	A4				1		
		A3D 2T	A4				5		
		A3D 2T	D5		1				
					4*		16*		
CVG 14									
VF 141	MIRAMAR	F3H 2	A1				12		
		F3H 2	D5		1				
		F3H 2	G6		1				
					2*		12*		
VF 142	ABD KTY HAWK	F8U 1	A1				11		
		F8U 1	G6		1				
					1*		11*		
VA 144	MIRAMAR	FJ 4B	A1				13		
		FJ 4B	G5		4				
					4*		13*		
VA 145	MIRAMAR	AD 6	A1				13		
					*		13*		
VA 146	MIRAMAR	FJ 4B	A1				12		
		FJ 4B	G5		4				
		FJ 4B	G6		1				
					5*		12*		
VAH 4 E	ABD RICHARD	A3D 2	A1				3		
					*		3*		
VAH 13	ABD KTY HAWK	A3D 2	A1				12		
		A3D 2	D5		1				
					1*		12*		

[redacted]

* Models not showing inventory are for planning purposes

TOTAL PROGRAM & NON-PROGRAM AIRCRAFT

TABLE 2

LOCATION OF AIRCRAFT INVENTORY AND PLANNED OPERATING ASSIGNMENTS

BY COMMAND AND UNIT

DECLASSIFIED

PAC UNIT	LOCATION	MODEL *	INVENTORY STATUS	INVENTORY NO. ON BOARD POOL	INVENTORY NO. ON BOARD OPERATING	PLANNED OPERATING ASSIGNMENTS 30 SEP 1961	31 DEC 1961	31 MAR 1962	30 JUN 1962
CVSG 59									
VS 33	SAN DIEGO	S2F 1	A1		7				
		S2F 1S	A1		5				
		S2F 1S	D5	2					
				2*	12*				
VS 38	SAN DIEGO	S2F 1	A1		6				
		S2F 1S	A1		6				
		S2F 1S	D5	2					
				2*	12*				
HS 8	REAM FIELD	HSS 1N	A1		13				
		HSS 1NX	G4	7					
				7*	13*				
CVSG 55									
VS 23	ABD YORKTOWN	S2F 1	A1		1				
		S2F 1S	A1		10				
				*	11*				
VS 25	ABD YORKTOWN	S2F 1S	A1		10				
		S2F 1S1	A1		1				
				*	11*				
HS 4	ABD YORKTOWN	HSS 1N	A1		15				
		HSS 1N	HF	1					
				1*	15*				
CVSG 57									
VS 35	SAN DIEGO	S2F 3	A1		9				
		S2F 1	D5	1					
				1*	9*				
VS 37	SAN DIEGO	S2F 3	A1		10				
		S2F 1	D5	1					
				1*	10*				
HS 2	REAM FIELD	HSS 1	A1		1				
		HSS 1N	A1		10				
		HSS 1NX	G4	3					
				3*	11*				
RCVSG 51									
VS 41	SAN DIEGO	S2F 3	A1		2				
		S2F 2	A1		1				
		S2F 1	A1		8				
		S2F 1S	A1		1				
		S2F 1S1	A1		1				
				*	13*				
HS 10	REAM FIELD	HSS 1N	A1		9				
				*	9*				
PATROL SQDNS LAND PLANE									
VP 1	WHDBY ISLAND	P2V 7S	A1		13				
		P2V 7S	D5	5					
				5*	13*				
VP 2	KODIAK	P2V 7S	A1		12				
				*	12*				
VP 4	NAHA	P2V 5FS	A1		13				
				*	13*				
VP 6	BARBERS PNT	P2V 5FS	A1		12				
		P2V 5FS	D5	3					
				3*	12*				
VP 9	ALAMEDA	P2V 7S	A1		9				
		P2V 7S	D5	3					
		P2V 7S	G6	1					
				4*	9*				
VP 17	WHDBY ISLAND	P2V 7S	A1		12				
		P2V 7S	D5	2					
				2*	12*				
VP 19	ALAMEDA	P2V 7S	A1		11				
		P2V 7S	D5	2					
				2*	11*				
VP 22	BARBERS PNT	P2V 5FS	A1		11				
				*	11*				
VP 28	IWAKUNI	P2V 5FS	A1		12				
				*	12*				
VP 46	SAN DIEGO	P2V 5FS	A1		10				
				*	10*				

PAC UNIT	LOCATION	MODEL *	INVENTORY STATUS	INVENTORY NO. ON BOARD POOL	INVENTORY NO. ON BOARD OPERATING	PLANNED OPERATING ASSIGNMENTS 30 SEP 1961	31 DEC 1961	31 MAR 1962	30 JUN 1962
PATROL SQDNS SEA PLANE									
VP 40	SANGLEY PNT	P5M 2S	A1		9				
		P5M 2S	G5	1					
				1*	9*				
VP 42	SAN DIEGO	P5M 2S	A1		7				
		P5M 1S	A1		4				
				*	11*				
VP 47	WHDBY ISLAND	P5M 2S	A1		10				
				*	10*				
VP 48	SAN DIEGO	P5M 2S	A1		6				
		P5M 1S	A1		5				
				*	11*				
VP 50	IWAKUNI	P5M 2S	A1		10				
		P5M 2S	G5	1					
		P5M 2S	G6	1					
				2*	10*				
REPLACEMENT PATROL SQUADRON									
VP 31	SAN DIEGO	P2V 7S	A1		6				
		P2V 5FS	A1		5				
		P5M 2S	A1		6				
		P5M 1	A1		1				
		R7V 1	G5	1					
		R5D 5Z	A8		1				
				1*	19*				
FLEET WEATHER SQDN									
VW 1	AGANA	WV 2	A1		6				
		WV 2	D6	1					
		R7V 1	D6	1					
				2*	6*				
BARRIER SQUADRONS									
AEWBARRONPAC	BARBERS PNT	WV 2	A1		28				
		WV 2	D6	3					
		R7V 1	A5		3				
		R7V 1	D6	1					
				4*	31*				
HELICOPTER COMBAT SQDNS									
HU 1	REAM FIELD	HUL 1	A2		3				
		HTL 7	A2		1				
		HUS 1A	A2		2				
		HUP 3	A2		9				
		HUP 2	A2		4				
		HRS 3	A2		3				
				*	22*				
D 1 UNT 2762	ABD HELENA	HUP 2	A2		1				
				*	1*				
UNT 2862	ABD LOS ANGE	HUP 3	A2		1				
				*	1*				
UNT 2962	ABD LST 1158	HRS 3	A2		1				
				*	1*				
DET 1	ATSUGI	HUP 3	A2		1				
		HUP 2	A2		1				
				*	2*				
UNT A	ABD MIDWAY	HUP 3	A2		1				
		HUP 2	A2		2				
				*	3*				
UNT B	ABD TICNDRGA	HUP 3	A2		2				
				*	2*				
UNT E	ABD RICHARD	HUP 3	A2		2				
				*	2*				
UNT M	ABD RANGER	HUP 3	A2		2				
				*	2*				
UNT 3062	ABD CARTER H	HUP 3	A2		1				
				*	1*				
UNT 5	ABD ST PAUL	HUP 3	A2		1				
				*	1*				
DET C	ABD KTY HAWK	HUP 3	A2		2				
				*	2*				
DET H	ABD STATN IS	HUL 1	A2		2				
				*	2*				

* Models not showing inventory are for planning purposes

[redacted]

TOTAL PROGRAM & NON-PROGRAM AIRCRAFT

TABLE 2

LOCATION OF AIRCRAFT INVENTORY AND PLANNED OPERATING ASSIGNMENTS

DECLASSIFIED

BY COMMAND AND UNIT

PAC UNIT	LOCATION	MODEL *	INVENTORY STATUS	INVENTORY NO. ON BOARD POOL	INVENTORY NO. ON BOARD OPERATING	PLANNED OPERATING ASSIGNMENTS 30 SEP 1961	31 DEC 1961	31 MAR 1962	30 JUN 1962
FLEET TACTICAL SUPPORT SQDNS									
VR 21	BARBERS PNT	R6D 1	A2		10				
		R6D 1Z	A2		2				
		R5D 2Z	A2		1				
				*	13*				
DET	ALAMEDA	R4Y 1	A2		4				
		TF 1	A2		3				
		TF 1	G5	1					
				1*	7*				
DET	ATSUGI	R5D 2Z	A2		1				
		TF 1	A2		7				
		TF 1	D5	1					
				1*	8*				
MARINE HEADQUARTERS SQDNS									
MARS 17	IWAKUNI	R5D 3	A2		2				
		R5D 2	D3	1					
		R4D 8	A2		3				
		F9F 8T	A6		3				
		F9F 8T	D5	2					
		SNB 5	A4		3				
		HUS 1	B	1					
		HRS 3	A2		1				
		HRS 3	G6	1					
				5*	12*				
H&MS 11	ATSUGI	F8U 1E	B	1					
		F4D 1	D5	1					
		R4D 8	A2		1				
		F9F 8T	A4		1				
		F9F 8T	D5	2					
				4*	2*				
H&MS 12	IWAKUNI	A4D 2	B	6					
		A4D 2	D5	1					
		R4D 8	A2		1				
		F9F 8T	A4		3				
				7*	4*				
H&MS 13	KANEOHE	F8U 1	B	2					
		F8U 1E	B	1					
		FJ 4B	B	3					
		R5D 4R	A2		1				
		R5D 3	B	1					
		F9F 8T	A4		2				
				7*	3*				
H&MS 15	EL TORO	A4D 2N	C9	5					
		FJ 4B	B	2					
		R4D 5	A2		1				
		F9F 8T	A4		2				
				7*	3*				
H&MS 16	FUTEMA	R4D 8	A2		1				
		HUS 1	B	3					
				3*	1*				
MARS 37	EL TORO	R5D 5	A2		1				
		R5D 4R	A2		1				
		R5D 3	A2		1				
		R4D 8	A2		2				
		R4D 6	A2		1				
		R4D 5	A2		1				
		F9F 8T	A6		4				
				*	11*				
H&MS 33	EL TORO	F8U 2	B	3					
		R4D 6	A2		1				
		F9F 8T	A4		3				
				3*	4*				
MARINE FIGHTER SQDNS									
VMF 232	KANEOHE	F8U 1E	A1		16				
		F8U 1E	C9	1					
		F8U 1E	D5	3					
		F8U 1E	FE	1					
				5*	16*				
VMF 312	ATSUGI	F8U 1E	A1		18				
		F8U 1E	B	1					
		F8U 1E	D5	1					
				2*	18*				
VMF 323	EL TORO	F8U 2	A1		14				
				*	14*				
VMF 334	EL TORO	F8U 2	A1		16				
		F8U 2	D5	4					
				4*	16*				
VMF 314	ATSUGI	F4D 1	A1		22				
		F4D 1	D5	4					
				4*	22*				
VMF 451	EL TORO	F8U 2N	A1		19				
		F8U 2N	G6	1					
				1*	19*				
VMF 513	EL TORO	F4D 1	A1		18				
		F4D 1	D5	1					
		F4D 1	G6	1					
				2*	18*				
VMF 531	ATSUGI	F4D 1	A1		18				
		F4D 1	D5	3					
		F4D 1	G6	2					
		F4D 1	Y	1					
				6*	18*				
VMF 542	EL TORO	F4D 1	A1		16				
		F4D 1	D5	3					
		F4D 1	G6	1					
		F4D 1	Y	1					
				5*	16*				
MARINE ATTACK SQDNS									
VMA 121	EL TORO	A4D 2N	A1		17				
		A4D 2N	D5	2					
				2*	17*				
VMA 211	EL TORO	A4D 2N	A1		19				
		A4D 2N	D5	2					
				2*	19*				
VMA 212	KANEOHE	A4D 2	A1		6				
		FJ 4B	A1		3				
				*	9*				
VMA 214	KANEOHE	FJ 4B	A1		18				
				*	18*				
VMA 223	EL TORO	A4D 2N	A1		14				
		A4D 2N	D5	2					
		A4D 2N	G6	1					
				3*	14*				
VMA 311	IWAKUNI	A4D 2	A1		20				
		A4D 2	B	1					
		A4D 2	D5	3					
				4*	20*				
VMA 324	IWAKUNI	A4D 2	A1		18				
				*	18*				
MARINE COMPOSITE PHOTOGRAPHIC SQDNS									
VMCJ 1	IWAKUNI	F8U 1P	A1		6				
		F8U 1P	D5	2					
		F8U 1P	G5	1					
		F3D 2Q	A1		8				
		F3D 2Q	D5	1					
				4*	14*				
VMCJ 3	EL TORO	F8U 1P	A1		13				
		F8U 1P	D5	1					
		F3D 2Q	A1		9				
				1*	22*				
MARINE TRANSPORT SQDNS									
VMR 253	IWAKUNI	R5D 3	A2		6				
		R5D 3	Y	1					
		R5D 2	A2		3				
		R4Q 2	A2		9				
		R4Q 2	D3	1					
				2*	18*				
VMGR 352	EL TORO	GV 1	A2		12				
				*	12*				

[redacted]

* Models not showing inventory are for planning purposes

[redacted]

TOTAL PROGRAM & NON-PROGRAM AIRCRAFT

TABLE 2

LOCATION OF AIRCRAFT INVENTORY AND PLANNED OPERATING ASSIGNMENTS

BY COMMAND AND UNIT

DECLASSIFIED

PAC UNIT	LOCATION	MODEL *	STATUS	INVENTORY NO. ON BOARD POOL	INVENTORY NO. ON BOARD OPERATING	PLANNED OPERATING ASSIGNMENTS 30 SEP 1961	31 DEC 1961	31 MAR 1962	30 JUN 1962
MARINE HELICOPTER TRANSPORT SQDNS									
HMRL 161	KANEOHE	HUS 1	A1		12				
		HRS 3	A1		1				
				*	13*				
HMRL 163	SANTA ANA	HUS 1	A1		21				
				*	21*				
HMRL 261	ABD THETS BY	HUS 1	A1		23				
				*	23*				
HMRL 361	SANTA ANA	HUS 1	A1		21				
				*	21*				
HMRL 362	FUTEMA	HUS 1	A1		24				
				*	24*				
HMRL 363	EL TORO	HUS 1	A1		23				
				*	23*				
HMRM 462	SANTA ANA	HR2S 1	A1		13				
				*	13*				
MARINE UTILITY SQDNS									
VMO 2	SUKIRON	OE 1	A2		9				
		HOK 1	A2		12				
				*	21*				
VMO 6	CAMP PENDLET	OE 2	A1		10				
		OE 1	A1		2				
		HOK 1	A1		8				
		HOK 1	Y	1					
				1*	20*				
OPERATIONAL TEST AND EVALUATION FORCE									
VX 4	POINT MUGU	F8U 2N	A9		4				
		F8U 1	A9		2				
		F4H 1F	A9		3				
		F3H 2	A9		1				
		A4D 2	A9		1				
		F9F 8T	A9		1				
		SNB 5	A6		1				
				*	13*				
VX 5	CHINA LAKE	A4D 2	A9		1				
		A4D 2	G5	1					
		A4D 2N	A9		4				
		A4D 1	A9		1				
		FJ 4B	A9		3				
		F9F 8T	A6		1				
		SNB 5	A6		1				
				1*	11*				
FLEET UTILITY AND DRONE CONTROL SQDNS									
VU 1	BARBERS PNT	FJ 4	A8		4				
		FJ 4	I9	1					
		AD 5	A8		5				
		SNB 5P	A8		1				
		HUP 2	A8		1				
		HUP 2	I9	1					
		F9F 6D	A8		1				
		F9F 5KD	A8		6				
		FJ 3D	A8		8				
		FJ 3D	C9	1					
		FJ 3D	FE	1					
		FJ 3D2	A8		3				
		FJ 3D2	FE	1					
		TV 2D	A8		3				
				5*	32*				
VU 3	SAN DIEGO	F9F 8T	A8		2				
		FJ 3D2	A8		4				
		FJ 3D2	D5	1					
		P2V 5FD	A8		2				
		JD 1D	A8		4				
				1*	12*				
VU 5	ATSUGI	FJ 4	A8		4				
		FJ 4	D5	1					
		F9F 8T	A8		1				
		SNB 5P	A8		1				
		JD 1	A8		4				
				1*	10*				
DET A	CUBI PNT	AD 5	A8		3				
		JD 1	A8		1				
				*	4*				
DET B	NAHA	SNB 5P	A8		1				
		HUS 1A	A8		2				
		F9F 5KD	A8		1				
		F9F 5KD	G6	1					
		FJ 3D2	A8		4				
		FJ 3D2	D5	1					
		P2V 5FD	A8		2				
				2*	10*				
VU 7	SAN DIEGO	F8U 1	A8		13				
		F8U 1	D5	1					
		FJ 4	A8		9				
		R4D 5	A8		1				
		SNB 5P	A8		2				
		JD 1	A8		10				
				1*	35*				
FLEET BASES OVERSEAS									
NAS	AGANA	R5D 2	A2		1				
		UF 2	A2		2				
		SNB 5	A6		1				
		HRS 3	A2		2				
				*	6*				
NAS	ATSUGI	F8U 2	B	2					
		F8U 1	B	1					
		F8U 1	D5	1					
		F3H 2	B	2					
		F8U 1P	B	1					
		A4D 2	B	3					
		A4D 2	D5	1					
		A4D 2N	B	1					
		F3D 2Q	FA	1					
		R5D 3	A2		1				
		UF 1	A2		2				
		F9F 8T	A6		6				
		F9F 8T	D5	1					
		SNB 5	A2		1				
		SNB 5	A6		5				
		HRS 3	EA	1					
		HRS 3	G5	1					
				16*	15*				
FAWPRA	ATSUGI	F8U 2	D5	1					
		F8U 1	B	1					
		F8U 1	D5	2					
		F8U 1	G6	4					
		F8U 1E	G6	2					
		A4D 2	B	2					
		A4D 2	C9	11					
		A4D 2	D5	3					
		A4D 2	G6	1					
		A4D 2N	G6	1					
		FJ 4B	FE	3					
		AD 6	G6	1					
		R5D 2	D3	1					
		OE 1	D1	1					
		UF 2	D1	1					
		UF 1	D1	1					
		F9F 8T	F5	1					
		SNB 5	D1	3					
		SNB 5	G6	1					
		HOK 1	D1	1					
		HOK 1	G6	1					
		HUS 1	C9	2					
		HUS 1	D1	2					
		HUS 1A	C9	1					
		HUK 1	C9	2					
		HUK 1	D1	2					
		HUP 3	G6	1					
				53*	*				
NAS CUBI PNT	CUBI PNT	AD 7	C9	1					
		AD 6	B	1					
		UF 1	A2		1				
		F9F 8T	A6		2				
		F9F 8T	D5	1					
		SNB 5	A6		3				
		HUK 1	A2		1				
				3*	7*				
NAF	NAHA	UF 1	A2		2				
		SNB 5	A6		3				
				*	5*				
NAVSTA	SANGLEY PNT	R5D 2	A8		1				
		R4D 6	A8		2				
		R4D 6	EJ	1					
		SNB 5	A6		1				
		HUK 1	A2		1				
				1*	5*				
COMUSTDC	TAIWAN	R4D 8Z	A2		1				
				*	1*				
DET A 7TH FLT	TAIWAN	TF 1	A8		1				
				*	1*				
COMNAVFORJAPAN	YOKOSUKA	R4D 8	A2		1				
				*	1*				
COMNAVFORKOREA	SEOUL	SNB 5	A8		2				
				*	2*				
NAMD TWAKUNI	IWAKUNI	UF 1	A2		2				
		SNB 5	A6		2				
				*	4*				

* Models not showing inventory are for planning purposes

[redacted]

[redacted]

TOTAL PROGRAM & NON-PROGRAM AIRCRAFT

TABLE 2

LOCATION OF AIRCRAFT INVENTORY AND PLANNED OPERATING ASSIGNMENTS

BY COMMAND AND UNIT

DECLASSIFIED

PAC UNIT	LOCATION	MODEL*	INVENTORY STATUS	INVENTORY NO. ON BOARD POOL	INVENTORY NO. ON BOARD OPERATING	PLANNED OPERATING ASSIGNMENTS 30 SEP 1961	PLANNED OPERATING ASSIGNMENTS 31 DEC 1961	PLANNED OPERATING ASSIGNMENTS 31 MAR 1962	PLANNED OPERATING ASSIGNMENTS 30 JUN 1962
NAVAL BASES AND NAVAL AIR STATIONS									
NAS ALAMEDA	ALAMEDA	A4D 2	D5	1					
		A4D 2N	B	1					
		A4D 2N	C9	19					
		A4D 2N	D5	1					
		A4D 1	B	1					
		A4D 1	D5	1					
		A4D 1	E5	4					
		FJ 4B	B	1					
		FJ 4B	D5	10					
		A3D 2P	G5	1					
		P2V 7S	B	2					
		R4D 6	C9	1					
				43*	*				
NAS NORTH ISL	SAN DIEGO	F3H 2	B	1					
		F3H 2	D5	2					
		F3H 2	G6	2					
		AD 7	B	1					
		AD 6	B	1					
		S2F 1	B	8					
		P5M 2S	G6	1					
		TF 1	A8		1				
		TF 1	D5	1					
				17*	1*				
NAS MIRAMAR	MIRAMAR	F8U 2	B	4					
		F8U 2	D5	1					
		F8U 1	B	4					
		F3H 2	B	3					
		F3H 2	D5	2					
				14*	*				
NAS MOFFETT	MOFFETT FLD	F8U 1	D5	2					
				2*	*				
ELEVENTH NAVAL DISTRICT									
NAF LITCHFLD	LITCHFLD PRK	A4D 2N	G5	1					
				1*	*				
FOURTEENTH NAVAL DISTRICT									
PMR FAC	KWAJALEIN	UF 2	A2		5				
				*	5*				
NAS 14 NAVDST	BARBERS PNT	F8U 1	I9	1					
		FJ 4B	EN	1					
		FJ 4B	FE	12					
		P2V 5FS	B	3					
		R5D 3	A2		1				
		R4D 8	A2		1				
		F9F 8T	A6		4				
		SNB 5	A6		8				
		SNB 5	FA	1					
		SNB 5P	A6		1				
		HUK 1	A2		2				
		HRS 3	B	1					
				19*	17*				
NAVSTA 14 ND	MIDWAY	UF 2	A2		3				
		HUK 1	A2		1				
				*	4*				
NAS 14 NAVDST	PEARL HARBOR	P5M 1	EJ	1					
				1*	*				
SEVENTEENTH NAVAL DISTRICT									
NAVSTA 17 ND	ADAK	UF 2	A2		2				
				*	2*				
NAVSTA 17 ND	KODIAK	R5D 3	A2		1				
		R5D 2	A2		1				
		UF 2	A2		1				
				*	3*				
CV AND LPH UTILITY AIRCRAFT									
CVA 61 RANGER	ALAMEDA	TF 1	A2		1				
				*	1*				
LPH 5 PRINCETN	PT HUENEME	HUS 1	A8		1				
		HRS 3	A8		1				
				*	2*				
CVA 31 RICHARD	ALAMEDA	TF 1	A2		1				
				*	1*				
CVS 33 KERSRGE	LONG BEACH	TF 1	A2		1				
				*	1*				
CVS 12 HORNET	BREMERTON	TF 1	A2		1				
				*	1*				
CVS 20 BENNING	SAN DIEGO	TF 1	A2		1				
				*	1*				
CVS 10 YORKTWN	BREMERTON	TF 1	A2		1				
				*	1*				
CVA 14 TCNDRGA	ALAMEDA	TF 1	A2		1				
				*	1*				
CVA 16 LEXIGTN	LOS ANGELES	TF 1	A2		1				
		TF 1	D5	1					
				1*	1*				
CVA 19 HANCOCK	SAN DIEGO	TF 1	A2		1				
				*	1*				
CVA 34 ORISKNY	ALAMEDA	TF 1	A2		1				
				*	1*				
CVA 41 MIDWAY	ALAMEDA	TF 1	A2		1				
				*	1*				
CVA 43 CRL SEA	ALAMEDA	TF 1	A2		1				
				*	1*				
CVA 63 KITTYHW	ALAMEDA	TF 1	A2		1				
				*	1*				

[redacted]

* Models not shown in inventory are for planning purposes.

[redacted]

TOTAL PROGRAM & NON-PROGRAM AIRCRAFT

TABLE 2

LOCATION OF AIRCRAFT INVENTORY AND PLANNED OPERATING ASSIGNMENTS

BY COMMAND AND UNIT

DECLASSIFIED

PAC UNIT	LOCATION	MODEL *	STATUS	INVENTORY NO. ON BOARD POOL	INVENTORY NO. ON BOARD OPERATING	PLANNED OPERATING ASSIGNMENTS 30 SEP 1961	31 DEC 1961	31 MAR 1962	30 JUN 1962
MARINE AIR FMF & FORCE AVIATION HQTRS SQDN									
H&HS AFMFPAC	EL TORO	R5D 3	A2		1				
		R4D 8	A6		1				
		R4Y 1	A2		1				
		F9F 8T	A6		2				
		SNB 5	A6		1				
				*	6*				
MARINE FLEET TRAINING SQDNS									
VMT 2	EL TORO	F9F 8T	A4		23				
		F9F 8T	D5	3					
				3*	23*				
FLT BASES OVERSEAS USMC									
MCAS 14 ND	KANEOHE	R4D 6	A2		1				
		F9F 8T	A6		2				
		F9F 8T	B	1					
		SNB 5	A6		2				
		HRS 3	A2		2				
				1*	7*				
MCAF FUTEMA	OKINAWA	SNB 5	A6		2				
				*	2*				
NAVAL ATTACHES AND MISSIONS PAC									
ATT DJAKARTA	INDONESIA	R4D 6	A8		1				
				*	1*				
ATT CANBERRA	AUSTRALIA	R4D 6	A8		1				
				*	1*				
NAVSEC JUSMAG	THAILAND	SNB 5	A8		1				
				*	1*				
MAAG SAIGON	VIETNAM	R4D 5	A8		1				
				*	1*				
MAAG REP CHINA	TAIWAN	R4D 5	A8		1				
		R4D 5	FA	1					
				1*	1*				
TOTAL				445	2186				
PROGRAM				445	2186				
NON PROGRAM #									

See Glossary Operating includes aircraft reported in "A" number status
Pool includes aircraft reported in other than "A" status

NABS									
NAVAL AIR BASES									
PAC MISSLE RNG	POINT MUGU	F8U 1P	A8		1	1	1	1	1
		AD 5Q	A8			2	1		
		AD 5Q	A9		2				
		S2F 1	A8			5	5	5	5
		S2F 1	A9		4				
		S2F 1T	A8				1	1	1
		WV 2	A8			4	7	7	7
		WV 2	A9		4				
		WV 2	D6	3					
		R7V 1	A8			1	1	1	1
		R7V 1	D6	1					
		R5D 3	A9		1				
		R5D 2 3	A8			3	3	3	3
		R5D 2	A9		2				
		R4D 5	A8		1	1	1	1	1
		SNB 5P	A8		1	1	1	1	1
		HSS 1	A8		2	4	4	4	4
		HUS 1A	A8		1	1	1	1	1
		F8U 1D	A8			2	2	2	2
		F8U 1D	A9		2				
		F9F 5KD	A8			2	2	2	2
		F9F 5KD	A9		2				
		FJ 3D	A8			2	2	2	2
		FJ 3D	A9		2				
		FJ 3D2	A8			4	4	4	4
		FJ 3D2	A9		3				
		FJ 3D2	D5	1					
		TV 2D	A8			2	2	2	2
		TV 2D	A9		2				
		TV 2KD	A8			1	1	1	1
		TV 2KD	A9		1				
		P2V 5FD	A8			1	1	1	1
		P2V 5FD	A9		1				
		JD 1D	A8			1	1	1	
		JD 1D	A9		1				
		T 28BD	A9		3	3	3	2	2
		F9F 6K2	A8		1				
		F9F 6K2	A9		5				
		F9F 6K	A8		2				
		F9F 6K	A9		15				
		F6F 5K	A9		1				
		P4Y 2K	A8		2				
		P4Y 2K	A9		3				
		P4Y 2K	B	3					
				8*	65*	41	44	42	41
DET	KANEOHE	HSS 1	A9		2				
		HRS 3	A9		2				
				*	4*				
FIRST NAVAL DISTRICT									
NAS 1 NAV DST	QUONSET PNT	R4D 8	A8		1	1	1	1	1
		R4Y 1	A8		1	1	1	1	1
		UF 1	A8		1	1	1	1	1
		T2V 1	A6		8	11	11	11	11
		T2V 1	D5	3					
		SNB 5	A6		12	13	14	14	14
		SNB 5P	A8		1	1	1	1	1
		HUP 2	A6		1				
		HUP 2	A8		1	3			
		HRS 3	A8				3	3	3
				3*	26*	31	32	32	32
NAS 1 NAV DST	BRUNSWICK	P2V 5FS	A8			1	1	1	1
		P2V 5FS	A9		1				
		R4D 5 6	A8			1	1	1	1
		R4D 5	A8		1				
		UF 1	A8		1	1	1	1	1
		SNB 5	A6			1	1	1	1
		SNB 5	A8		1				
		HUP 2	A8		1	1	1	1	1
				*	5*	5	5	5	5
NADU	SO WEYMOUTH	R4D 8	A8		1	1	1	1	1
		SNB 5	A6			1	1-	1	1
		SNB 5	A8		1				
				*	2*	2	2	2	2
THIRD NAVAL DISTRICT									
NTDC	PORT WASHNGT	SNB 5	A6		1	1	1	1	1
				*	1*	1	1	1	1

* Models not showing inventory are for planning purposes

[redacted]

[redacted]

TOTAL PROGRAM & NON-PROGRAM AIRCRAFT

TABLE 2

LOCATION OF AIRCRAFT INVENTORY AND PLANNED OPERATING ASSIGNMENTS

BY COMMAND AND UNIT

DECLASSIFIED

NABS UNIT	LOCATION	MODEL*	STATUS	INVENTORY NO. ON BOARD POOL	INVENTORY NO. ON BOARD OPERATING	PLANNED OPERATING ASSIGNMENTS 30 SEP 1961	31 DEC 1961	31 MAR 1962	30 JUN 1962
FOURTH NAVAL DISTRICT									
NAS 4 NAV DST	JOHNSVILLE	R4D 6	A8		1	1	1	1	1
		UO 1	A8		1	1	1	1	1
		SNB 5	A6		5	5	5	5	5
				*	7*	7	7	7	7
NAS 4 NAV DST	LAKEHURST	R4D 6	A8		1	1	1	1	1
		SNB 5	A6		5	6	6	6	6
		SNB 5	Y	1					
				1*	6*	7	7	7	7
FIFTH NAVAL DISTRICT									
NAS 5 NAV DST	NORFOLK	S2F 2	A8		1				
		S2F 1	A8		1	2	2	2	2
		R5D 3	A8		1	1	1	1	1
	(INCLUDING BWMR)	R4D 8	A8		3	3	3	3	3
		R4D 8Z	A8		1	1	1	1	1
		R4D 5	A8			1			
		R4D 5Z	A8		1				
		R4Y 1	A2		2				
		R4Y 1	A8		1	3	3	3	3
		TF 1	A8		1	1	1	1	1
		UO 1	A8		2	2	2	2	2
		UF 2	A8		1	1	1		
		UF 1	A8		1		1	2	2
		SNB 5	A6		17	20	20	20	20
		SNB 5	A8		4				
		SNB 5P	A8		1	1	1	1	1
		T 28B	A8		8	8	8	8	8
				*	46*	44	44	44	44
NAS 5 NAV DST	OCEANA	R4D 8	A8		1	1	1	1	1
		R4D 5 6	A8			1	1	1	1
		R4D 5	A8		1				
		T2V 1	A6		1	3			
		T2V 1	D5	2					
		TV 2	A6		5	5	5	5	5
		SNB 5	A6			2	2	2	2
		SNB 5	A8		2				
		HUP 2	A8		2	2	2	2	2
				2*	12*	14	11	11	11
SIXTH NAVAL DISTRICT									
NAS 6 NAV DST	JACKSONVILLE	R4D 8	A8		1	1	1	1	1
		R4D 6	A8		1				
		R4D 5 6	A8			2	1	1	1
		R4D 5	A8		1				
		R4Y 1	A8		1	1	1	1	1
		UO 1	A8		2	2	2	2	2
		UF 1	A8		1	2	2	2	2
		TV 2	A6		5	5	5	5	5
		SNB 5	A6		4	4	4	4	4
		HUK 1	A8		1	2	2	2	2
		HUP 2	A8		1				
				*	18*	19	18	18	18
NAS 6 NAV DST	KEY WEST	R5D 3	A8		1				
		R5D 2 3	A8			1	1	1	1
		UF 1	A8		1	1	1	1	1
		TV 2	A6		1	1	1	1	1
		SNB 5	A6		1	1	1	1	1
		HUP 2	A8		1	1	1	1	1
				*	5*	5	5	5	5
NAVSTA	MAYPORT	SNB 5	A6		1	1	1	1	1
		HUK 1	A8			1	1	1	1
		HUP 2	B5	1					
				1*	1*	2	2	2	2
NAS 6 NAV DST	SANFORD	R4D 8	A8					1	1
		R4D 5 6	A8			2	2	1	1
		R4D 5	A8		2				
		TV 2	A6		1	1	1	1	1
		SNB 5	A6		1	2	2	2	2
		SNB 5	A8		1				
		T 28B	A6		1	1	1	1	1
		HUP 2	A8		1	1	1	1	1
				*	7*	7	7	7	7
NAS 6 NAV DST	CECIL FIELD	R4D 6	G6	1					
		R4D 5 6	A8			1	1	1	1
		T2V 1	A6		3	2	2	2	2
		SNB 5	A6		2	2	2	2	2
		T 28B	A6			2	2	2	2
		T 28B	G5	2					
		HUK 1	A8						1
		HUP 2	A8		1	1	1	1	
		[illegible]	[illegible]	3*	6*	8	8	8	8
EIGHTH NAVAL DISTRICT									
NWEF	KIRTLAND AFB	R5D 2 3	A8			1	1	1	1
		R4D 8	A8		1				
				*	1*	1	1	1	1
NINTH NAVAL DISTRICT									
COMNAVCONAD	COLORADO SPR	R4D 8	A8		1	1	1	1	1
		TV 2	A8		1	1	1	1	1
				*	2*	2	2	2	2
NAVCRUIT STA	DENVER	SNB 5	A6		1	1	1	1	1
				*	1*	1	1	1	1
ELEVENTH NAVAL DISTRICT									
US NAV PAR FAC	EL CENTRO	R4D 8	A8		1	1	1	1	1
		T 28B	A8		1	1	1	1	1
				*	2*	2	2	2	2
NAF 11 NAV DST	CHINA LAKE	R4D 8	A8			1	1	1	1
		R4D 8	A9		1				
	(INCLUDING BWMR)	R4D 6	A9		1				
		R4D 5	A8			1	1	1	1
		HRS 3	A8			1	1	1	1
		HRS 3	A9		1				
				*	3*	3	3	3	3
NAS 11 NAV DST	SAN DIEGO	R4D 8	A8		1	1	1	1	1
		R4D 6	A8		1				
		R4D 5 6	A8			2	2	2	2
		R4D 5	A8		1				
		R4Y 1	A8		1	1	1	1	1
		UO 1	A8		2	2	2	2	2
		TV 2	A6		8	8	8	8	8
		SNB 5	A6		11	10	10	10	10
		T 28B	A6		6				
		T 28B	A8			6	6	6	6
				*	31*	30	30	30	30
NAF 11 NAV DST	LITCHFLD PRK	R4D 6	A7		1				
		R4D 6	A8			1	1	1	1
		SNB 5	A6			1	1	1	1
		SNB 5	A8		1				
				*	2*	2	2	2	2
NAS 11 NAV DST	MIRAMAR	R4D 8	A8		1	1	1	1	1
		R4D 5	A8		1	1	1	1	1
		TF 1	A6		1				
		TF 1	A8		1	2	2	2	2
		T2V 1	A6		6	4	3	3	3
		SNB 5	A6		2	2	2	2	2
		HUP 2	A8		1				
		HRS 3	A8			1	1	1	1
				*	13*	11	10	10	10
NAS 11 NAV DST	POINT MUGU	TV 2	A6		3				
		TV 2	A8			3	3	3	3
		SNB 5	A6		5	5	5	5	5
		HUP 2	A8		2	2	2	2	2
				*	10*	10	10	10	10
NMF	PNT ARGUELLO	TV 2	A6		1	1	1	1	1
		SNB 5	A6		1	1	1	1	1
		HRS 3	A8		2	2	2	2	2
				*	4*	4	4	4	4
NAAS 11 NAVDST	REAM FIELD	SNB 5	A6		1	1	1	1	1
				*	1*	1	1	1	1
TWELFTH NAVAL DISTRICT									
NAS 12 NAV DST	ALAMEDA	R5D 3	A2		1	1	1	1	1
		R4D 8	A8		2	2	2	2	2
		R4Y 1	A8		1	1	1	1	1
		TF 1	A2		3	4	4	4	4
		TF 1	D5	1					
		UO 1	A8		2	2	2	2	2
		UF 1	A8		1	1	1	1	1
		TV 2	A6		6	7	7	7	7
		TV 2	B	1					
		TV 2	HF	1					
		SNB 5	A6		5	5	5	5	5
		SNB 5P	A8		1	1	1	1	1
		HUP 2	A2		1				
		HUP 2	A8			1	1	1	1
				3*	23*	25	25	25	25
NAAS 12 NAVDST	FALLON	R5D 3	A8		1	1	1	1	1
		TV 2	A6		1	1	1	1	1
		SNB 5	A6			1	1	1	1
		SNB 5	A8		1				
		HRS 3	A8		2	2	2	2	2
				*	5*	5	5	5	5
NAS 12 NAVDST	LEMOORE	R4D 5	A8		1	1	1	1	1
		TV 2	A6			1	1	2	2
		SNB 5	A6		2	2	3	3	3
		T 28B	A6		1	1	1		
		HRS 3	A8			1	1	1	1
				*	4*	6	7	7	7

[redacted]

* Models not shown in inventory are for planning purposes

[redacted]

DECLASSIFIED

TOTAL PROGRAM & NON-PROGRAM AIRCRAFT

TABLE 2

LOCATION OF AIRCRAFT INVENTORY AND PLANNED OPERATING ASSIGNMENTS

BY COMMAND AND UNIT

NABS UNIT	LOCATION	MODEL*	STATUS	INVENTORY NO. ON BOARD POOL	INVENTORY NO. ON BOARD OPERATING	PLANNED OPERATING ASSIGNMENTS 30 SEP 1961	31 DEC 1961	31 MAR 1962	30 JUN 1962
NAS 12 NAV DST	MOFFETT FLD	TF 1	A2			1	1	1	1
		TF 1	D5	1					
		TV 2	A6		1	1	1	1	1
		SNB 5	A6		5	4	4	4	4
		HUP 2	A8		1	1	1	1	1
				1*	7*	7	7	7	7
NAF 12 NAVDST	MONTEREY	T2J 1	A6		12	12	12	12	12
		SNB 5	A6		20	20	20	20	20
		T 28B	A6		11	11	11	11	11
		HUP 2	A8		1	1	1	1	1
				*	44*	44	44	44	44
THIRTEENTH NAVAL DISTRICT									
NAS 13 NAV DST	WHDBY ISLAND	R5D 3	A2		1				
		R5D 2 3	A8			1	1	1	2
		R4D 8	A8		1	1	1	1	1
		R4D 5 6	A8			1	1	1	
		R4D 5	A8		1				
		TF 1	A2		1	1	1	1	1
		UF 1	A8		1	1	1	1	1
		TV 2	A6		1	1	1	1	1
		SNB 5	A6		2	2	2	2	2
		SNB 5P	A8		1	1	1	1	1
		HRS 3	A8		2	2	2	2	2
				*	11*	11	11	11	11
POTOMAC RIVER NAVAL COMMAND									
NAS ANACOSTIA	ANACOSTIA	R5D 4R	A8		2	2	2	2	2
		R5D 2Z	A8		1				
		R4Y 2	A8		1	1	1	1	1
		R4Y 1	A8		4	5	5	5	5
		UO 1	A8		4	4	4	4	4
		T2V 1	A6		7	12	15	15	15
		T2V 1	D5	2					
		SNB 5	A6		45	44	44	44	44
		SNB 5P	A8		2	2	2	2	2
		T 28B	A6		11	11	11	11	11
				2*	77*	81	84	84	84
NWL	DAHLGREN	SNB 5	A6			1	1	1	1
		SNB 5	A8		1				
				*	1*	1	1	1	1
NAS PTXNT RIV	PTXNT RIVER	WV 2	A8				2	2	2
		WV 2	A9		1				
		R5D 4R	A8			1	1	1	1
		R5D 4R	A9		1				
		R4D 5	A8		1	1	1	1	1
		UF 1	A2		1				
		UF 1,	A8			1	1	1	1
		T2V 1	A6		6	4	2	2	2
		SNB 5	A6		2	2	2	2	2
		HRS 3	A8		1	1	1	1	1
				*	13*	10	10	10	10
SEVERN RIVER NAVAL COMMAND									
NAF ANNAPOLIS	ANNAPOLIS	UF 1	A6		5				
		UF 1T	A6		3				
		UF 1 1T	A3			8	7		
		HUP 2	A8		1	1	1	1	1
				*	9*	9	8	1	1
BUWEPS INSPECTORS AND REPRESENTATIVES									
BWFLTRREP CEN	WRGT PAT AFB	R4D 8	A8		1	1	1	1	1
		SNB 5	A6		1	1	1	1	1
				*	2*	2	2	2	2
BWR AKRON	AKRON	SNB 5	A6		1				
		SNB 5	A8			1	1	1	1
				*	1*	1	1	1	1
BWR BALTIMORE	BALTIMORE	SNB 5	A8		1	1	1	1	1
				*	1*	1	1	1	1
BWR BUFFALO	BUFFALO	SNB 5	A6		1	1	1	1	1
				*	1*	1	1	1	1
BWR BURBANK	BURBANK	SNB 5	A8		1	1	1	1	1
				*	1*	1	1	1	1
BWR COLUMBUS	COLUMBUS	SNB 5	A6		2	2	2	2	2
				*	2*	2	2	2	2
BWR EST HRTFRD	EST HARTFORD	SNB 5	A8		1	1	1	1	1
				*	1*	1	1	1	1
BWR EL SEGUNDO	EL SEGUNDO	SNB 5	A8		1	1	1	1	1
				*	1*	1	1	1	1
BWR ST LOUIS	ST LOUIS	SNB 5	A8		1	1	1	1	1
				*	1*	1	1	1	1
BWR TETERBORO	TETERBORO	SNB 5	A8		1	1	1	1	1
				*	1*	1	1	1	1
AVIONICS FAC	INDIANAPOLIS	SNB 5	A8		1	1	1	1	1
				*	1*	1	1	1	1
MARINE CORPS BASES AND AIR STATIONS									
HMX 1	QUANTICO	HSS 2	A9		3	3	3	3	3
		HOK 1	A9		2	4	4	4	4
		HUS 1	A9		14	14	14	14	14
		HUS 1Z	A9		3	4	4	4	4
		HUS 1Z	D5	1					
		HR2S 1	A9		1	2	2	2	2
				1*	23*	27	27	27	27
MCAAS	YUMA	R4D 8	A8		1	1	1	1	1
		R4D 6	A8		1				
		R4D 5	A8			1	1	1	1
		TV 2	A6		2	2	2	2	2
		SNB 5	A6		1	1	1	1	1
		HRS 3	A8		2	2	2	2	2
				*	7*	7	7	7	7
MCAS SO&ES	EL TORO	R4D 8	A8		2	3	3	3	3
		R4D 6	A8		1				
		UO 1	A6		1				
		UO 1	A8			1	1	1	1
		TV 2	A6		2	2	2	2	2
		SNB 5	A6		4	4	4	4	4
		HRS 3	A8		2	2	2	2	2
				*	12*	12	12	12	12
MCAS SO&ES	CHERRY POINT	R5D 3	A8		1	1	1	1	1
		R4D 8	A8		1	1	1	1	1
		R4D 6	A8		1				
		R4D 5 6	A8			1	1	1	1
		UO 1	A8		1	1	1	1	1
		TV 2	A6		2	2	2	2	2
		SNB 5	A6		2	1	1	1	1
		HRS 3	A8		2	2	2	2	2
				*	10*	9	9	9	9
MCAS AES 12	QUANTICO	R4D 8	A8		2	2	2	2	2
		SNB 5	A6		6	6	6	6	6
		SNB 5P	A8		1	1	1	1	1
		T 28B	A6		6	7	7	7	7
		T 28B	A8		1				
				*	16*	16	16	16	16
MCAF	NEW RIV JAX	R4D 8	A8		1	1	1	1	1
		SNB 5	A6		2	2	1	1	1
		T 28B	A6		2	2	2	2	2
				*	5*	5	4	4	4
HQ MC FLT SECT	ANACOSTIA	R5D 4R	A8		1	1	1	1	1
		R4D 8	A8			1	1	1	1
		R4D 8Z	A8		1				
		R4Y 2	A8		1	1	1	1	1
		UO 1	A8		1	1	1	1	1
		SNB 5	A6		1				
		T 28B	A6		10	10	10	10	10
				*	15*	14	14	14	14
MCAS	BEAUFORT	R4D 8	A8		1	1	1	1	1
		R4D 6R	A8		1				
		R4D 5 6	A8			1	1	1	1
		T 28B	A6		2	2	2	2	2
		HRS 3	A8		2	2	2	2	2
				*	6*	6	6	6	6
TOTAL				25	582	568	569	560	559
PROGRAM				22	553	568	569	560	559
NON PROGRAM #				3	29				

\# See Glossary. Operating includes aircraft reported in "A" number status. Pool includes aircraft reported in other than "A" status.

* Models not showing inventory are for planning purposes

[redacted]

[redacted]

TOTAL PROGRAM & NON-PROGRAM AIRCRAFT

TABLE 2 LOCATION OF AIRCRAFT INVENTORY AND PLANNED OPERATING ASSIGNMENTS

BY COMMAND AND UNIT

DECLASSIFIED

NATRA UNIT	LOCATION	MODEL*	STATUS	INVENTORY NO. ON BOARD POOL	INVENTORY NO. ON BOARD OPERATING	PLANNED OPERATING ASSIGNMENTS 30 SEP 1961	31 DEC 1961	31 MAR 1962	30 JUN 1962
NAVAL AIR BASIC TRAINING COMMAND									
TRARON 7	MERIDIAN	T2J 1	A3						
		T2J 1	D5	4					
		T2J 1	G6	7					
		T2J 1	H6	6					
				17*	77*				
NAS NABTC	MERIDIAN	T2J 1	A6		2				
		SNB 5	A6		1				
		SNB 5	G6	1					
		T 28B	A6		2				
		HUP 2	A8		1				
				1*	6*				
NAAS NABTC	SAUFLEY FLD	SNB 5	A6		3				
		T 28B	A3		2				
		T 28B	A6		6				
				*	11*				
TRARON 1	SAUFLEY FLD	T 28C	A3		1				
		T 34B	A3		104				
		T 34B	B	2					
				2*	105*				
TRARON 5	SAUFLEY FLD	T 28C	A3		42				
				*	42*				
NAAS NABTC	WHITING FLD	SNB 5	A6		3				
		T 28B	A6		1				
				*	4*				
TRARON 2	WHITING FLD	T 28B	A3		74				
		T 28B	G6	7					
		T 28B	HF	1					
		T 28B	Y	1					
		T 28C	A3		73				
		T 28C	Y	1					
				10*	147*				
TRARON 3	WHITING FLD	T 28B	A3		97				
		T 28B	G6	1					
		T 28C	A3		35				
				1*	132*				
TRARON 6	WHITING FLD	SNB 5	A3		23				
				*	23*				
HT 8	ELLYSON FLD	SNB 5	A6		2				
		T 28B	A6		2				
		HTL 6	A3		25				
		HO4S 3	A3		21				
		HUP 2	A3		5				
				*	55*				
NAS NABTC	PENSACOLA	F11F 1	A4		6				
		AD 5	A8		1				
		AD 5	EJ	1					
		S2F 1	A3		1				
		S2F 1	A5		2				
		S2F 1	D5	1					
		R5D 4R	A8		2				
		R5D 3Z	A8		1				
	(INCLUDING BWMR)	R5D 2	A8		1				
		R4D 8	G5	1					
		R4Y 1	A8		1				
		UO 1	A6		2				
		UF 1	A8		2				
		F9F 8T	A4		1				
		T2J 1	A4		2				
		T2J 1	B	8					
		T2V 1	A5		6				
		T2V 1	A6		2				
		SNB 5	A3		1				
		SNB 5	A5		1				
		SNB 5	A6		4				
		SNB 5	A8		4				
		T 28B	A3		8				
		T 28B	A4		2				
		T 28B	A5		4				
		T 28B	A6		8				
		T 28C	A3		2				
		T 34B	A4		3				
		T 34B	A5		3				
		HUP 2	A8		3				
		HRS 3	G6	1					
				12*	73*				
TRARON 4	PENSACOLA	T2J 1	A3		55				
		T2J 1	D5	9					
		T2J 1	G6	1					
				10*	55*				

Planned Assignments of Table 2 are omitted from this issue, except for NABS, pending program review

NATRA UNIT	LOCATION	MODEL*	STATUS	INVENTORY NO. ON BOARD POOL	INVENTORY NO. ON BOARD OPERATING	PLANNED OPERATING ASSIGNMENTS 30 SEP 1961	31 DEC 1961	31 MAR 1962	30 JUN 1962
NAVAL AIR ADVANCED TRAINING COMMAND									
NAAS NAATC	KINGSVILLE	R4D 6	A8		1				
		R4D 5	A8		1				
		SNB 5	A6		2				
		HUP 2	A8		2				
		HRS 3	A8		1				
				*	7*				
TRARON 21	KINGSVILLE	F9F 8B	A3		21				
		F9F 8T	A3		24				
		F9F 8T	D5	1					
				1*	45*				
TRARON 22	KINGSVILLE	F9F 8B	A3		23				
		F9F 8T	A3		21				
		F9F 8T	D5	2					
				2*	44*				
TRARON 23	KINGSVILLE	F11F 1	A3		21				
		F11F 1	D5	7					
		F11F 1	G6	5					
		F11F 1	Y	2					
				14*	21*				
TRARON 28	CRPS CHRISTI	S2F 1	A3		8				
		S2F 1	D5	2					
		S2F 1T	A3		37				
		S2F 1T	D5	6					
		S2F 1T	G6	2					
		S2F 1T	H6	2					
				12*	45*				
TRARON 29	CRPS CHRISTI	R4D 8T	A5		8				
		R4D 7	A3		1				
		R4D 7	A5		3				
				*	12*				
TRARON 30	CRPS CHRISTI	AD 6	A3		21				
		AD 6	G5	1					
		AD 5	A3		3				
		T 28B	A3		9				
				1*	33*				
TRARON 31	CRPS CHRISTI	P2V 6T	A3		7				
		P2V 6T	D5	2					
		P2V 5F	A3		3				
		P5M 2	A3		3				
		P5M 1	A3		4				
		P5M 1	NY	1					
				3*	17*				
NAS NAATC	CRPS CHRISTI	R5D 2	A8		1				
		R4D 8	A8		1				
		T2V 1	A6		3				
		SNB 5	A6		5				
		SNB 5P	A8		1				
		T 34B	A6		2				
		HRS 3	A8		2				
				*	15*				
NAAS NAATC	CHASE	R4D 8	A8		1				
		R4D 6	A8		1				
		SNB 5	A6		2				
		HUP 2	A8		2				
		HRS 3	A8		1				
				*	7*				
TRARON 24	CHASE	F9F 8B	A3		18				
		F9F 8B	B	3					
		F9F 8T	A3		22				
		F9F 8T	D5	2					
				5*	40*				
TRARON 25	CHASE	F9F 8B	A3		18				
		F9F 8T	A3		24				
		F9F 8T	D5	1					
				1*	42*				
TRARON 26	CHASE	F11F 1	A3		28				
		F11F 1	D5	5					
		F11F 1	G6	1					
				6*	28*				
NAAS NAATC	NEW IBERIA	SNB 5	A6		2				
		HRS 3	A8		2				
				*	4*				
TRARON 27	NEW IBERIA	S2F 1	A3		7				
		S2F 1	D5	1					
		S2F 1	G6	1					
		S2F 1T	A3		34				
		S2F 1T	D5	7					
				9*	41*				

[redacted]

* Models not showing inventory are for planning purposes

TOTAL PROGRAM & NON-PROGRAM AIRCRAFT

TABLE 2

LOCATION OF AIRCRAFT INVENTORY AND PLANNED OPERATING ASSIGNMENTS

BY COMMAND AND UNIT

DECLASSIFIED

NATRA UNIT	LOCATION	MODEL*	INVENTORY STATUS	INVENTORY NO. ON BOARD POOL	INVENTORY NO. ON BOARD OPERATING	PLANNED OPERATING ASSIGNMENTS 30 SEP 1961	31 DEC 1961	31 MAR 1962	30 JUN 1962
NAVAL AIR TECHNICAL TRAINING COMMAND									
NATECHTRAU	LAKEHURST	R4D 7	A4		1				
				*	1*				
NATECHTRAU	OLATHE	T2J 1	A5		4				
		T2J 1	D5	1					
		SNB 5	A5		4				
		T 34B	A5		7				
				1*	15*				
NATECHTRAU	PENSACOLA	F9F 8P	NY	1					
		F9F 8T	A4		1				
		F9F 8T	D5	1					
		SNB 5P	A5		6				
		T 28B	A6		1				
				2*	8*				
NATECHTRAU	PHILADELPHIA	SNB 5	A6		1				
				*	1*				
NAS	GLYNCO	SNB 5	A6		3				
		SNB 5	A8		1				
		HRS 3	A8		1				
				*	5*				
NAVICOFFSCOL	GLYNCO	FJ 4	A4		33				
		FJ 4	D5	3					
		WV 2	A5		5				
		WV 2	G6	1					
		T2V 1	A4		5				
		F3D 2T2	A5		9				
		F3D 2T2	B	2					
				6*	52*				
NAS	MEMPHIS	R4D 8	A8		2				
		R4Y 1	A8		1				
		T2V 1	A6		2				
		T2V 1	G6	1					
		SNB 5	A6		6				
		SNB 5P	A8		1				
		T 28B	A6		3				
		T 28B	G6	1					
		HRS 3	A8		1				
				2*	16*				
TOTAL				118	1229				
PROGRAM				118	1229				
NON PROGRAM #									

See Glossary. Operating includes aircraft reported in "A" number status. Pool includes aircraft reported in other than "A" status.

NART

U S NAVAL RESERVE AIRCRAFT

Planned Assignments of Table 2 are omitted from this issue, except for NABS, pending program review

NART UNIT	LOCATION	MODEL*	INVENTORY STATUS	INVENTORY NO. ON BOARD POOL	INVENTORY NO. ON BOARD OPERATING	PLANNED OPERATING ASSIGNMENTS 30 SEP 1961	31 DEC 1961	31 MAR 1962	30 JUN 1962
NARTU	ALAMEDA	A4D 1	A4		20				
		A4D 1	D5	5					
		S2F 2	A4		7				
		S2F 1	A4		11				
		S2F 1	B	2					
		S2F 1	D5	2					
		P2V 5F	A4		7				
		P2V 5F	B	1					
		R5D 4R	A4		1				
		R5D 3	A4		1				
		R5D 2	A4		1				
		TV 2	A4		2				
		SNB 5	A4		1				
		SNB 5P	A4		1				
		T 34B	A4		1				
		HSS 1	A4		2				
				10*	56*				
NARTU	ANACOSTIA	AD 5	A4		10				
		AD 5N	A4		2				
		S2F 1	A4		7				
		S2F 1	D5	2					
		P2V 5F	A4		4				
		P2V 5F	B	1					
		R4D 8	A4		2				
		R4D 5	A4		1				
		SNB 5	A4		2				
		T 28B	A4		2				
		T 34B	A4		1				
				3*	31*				
NAS NART	ATLANTA	AD 5	A4		11				
		AD 5N	A4		2				
		P2V 5F	A4		5				
		P2V 5F	D5	1					
		R5D 3	A4		1				
		R4D 8	A4		2				
		SNB 5	A4		1				
		T 28B	A4		2				
		T 34B	A4		1				
				1*	25*				
NAS NART	DALLAS	FJ 3	A4		5				
		FJ 3M	A4		19				
		FJ 3M	D5	5					
		P2V 5F	A4		6				
		P2V 5F	D5	1					
		P2V 4	A4		1				
		R5D 4R	A4		1				
		R5D 3	A4		1				
		R5D 2	A4		1				
		T2V 1	A4		5				
		T2V 1	B	1					
		SNB 5P	A4		1				
		T 34B	A4		1				
		HUP 2	A4		5				
				7*	46*				
NAS NART	GLENVIEW	F9F 8	A4		6				
		F9F 8	B	1					
		F9F 8B	A4		4				
		FJ 4B	A4		12				
		FJ 4B	B	1					
		S2F 1	A4		9				
		S2F 1	D5	1					
		P2V 6	A4		3				
		P2V 6	B	4					
		P2V 6	D5	1					
		P2V 6F	A4		1				
		R5D 4R	A8		2				
		R5D 3	A4		3				
		R5D 2	A4		1				
		R4Y 1	A8		3				
		UO 1	A8		2				
		TV 2	A4		3				
		SNB 5	A4		3				
		SNB 5P	A4		1				
		T 34B	A4		1				
		HSS 1	A4		3				
		HTL 7	A4		1				
				8*	58*				
NAS NART	GROSSE ILE	AD 5	A4		9				
		AD 5N	A4		4				
		S2F 1	A4		12				
		S2F 1	D5	1					
		S2F 1	G6	1					
		R5D 3	A4		1				
		R4D 8	A4		2				
		SNB 5	A4		1				
		T 28B	A4		1				
		T 28B	G6	1					
		T 34B	A4		1				
		HUP 2	A4		8				
				3*	39*				
NARTU	JACKSONVILLE	A4D 1	A4		9				
		A4D 1	D5	1					
		S2F 2	A4		2				
		S2F 1	A4		6				
		S2F 1	D5	1					
		P2V 5F	A4		6				
		R5D 3	A4		2				
		R5D 2	A4		2				
		R4D 5	A4		1				
		TV 2	A4		4				
		T 34B	A4		1				
		HSS 1	A4		3				
				2*	36*				
NARTU	LAKEHURST	S2F 2	A4		3				
		S2F 1	A4		5				
		S2F 1	B	1					
		T 34B	A4		1				
		HUP 2	A4		3				
				1*	12*				

* Models not showing inventory are for planning purposes

[redacted]

TOTAL PROGRAM & NON-PROGRAM AIRCRAFT

TABLE 2

LOCATION OF AIRCRAFT INVENTORY AND PLANNED OPERATING ASSIGNMENTS

DECLASSIFIED

BY COMMAND AND UNIT

NART UNIT	LOCATION	MODEL *	INVENTORY STATUS	INVENTORY NO. ON BOARD POOL	INVENTORY NO. ON BOARD OPERATING	PLANNED OPERATING ASSIGNMENTS 30 SEP 1961	31 DEC 1961	31 MAR 1962	30 JUN 1962
NAS NART	LOS ALAMITOS	F9F 8	A4		3				
		F9F 8B	A4		18				
		A4D 1	A4		5				
		S2F 2	A4		2				
		S2F 2	D5	2					
		S2F 2	G5	1					
		S2F 1	A4		17				
		S2F 1	D5	1					
		P2V 5F	A4		7				
		P2V 5F	B	1					
		P2V 5F	X	1					
		R5D 3	A4		2				
		R5D 2	A4		2				
		TV 2	A4		6				
		SNB 5	A4		5				
		T 34B	A4		1				
		R4D 5S	A4		1				
		HSS 1	A4		3				
		HSS 1	G6	1					
				7*	72*				
NARTU	MEMPHIS	FJ 4	A4		16				
		FJ 4	B	4					
		FJ 4	D5	1					
		P2V 5F	A4		4				
		P2V 5F	D5	1					
		R5D 2	A4		2				
		R4D 8	A4		1				
		T2V 1	A4		2				
		SNB 5	A4		1				
		T 34B	A4		1				
				6*	27*				
NAS NART	MINNEAPOLIS	AD 5	A4		11				
		AD 5N	A4		3				
		S2F 2	A4		3				
		S2F 1	A4		11				
		S2F 1	D5	2					
		R5D 3	A4		1				
		R5D 2	A4		1				
		SNB 5	A4		1				
		T 28B	A4		2				
		T 34B	A4		1				
		HUP 2	A4		6				
				2*	40*				
NAS NART	NEW ORLEANS	FJ 3	A4		12				
		FJ 3M	A4		1				
		S2F 2	A4		2				
		S2F 1	A4		6				
		S2F 1	B	1					
		R5D 2	A4		1				
		R4D 8	A4		2				
		TV 2	A4		2				
		SNB 5	A4		2				
		T 34B	A4		1				
		HSS 1	A4		2				
		HTL 7	A4		1				
				1*	32*				
NAS NART	NEW YORK	FJ 4B	A4		16				
		FJ 4B	B	1					
		FJ 4B	D5	1					
		FJ 4B	HF	1					
		S2F 2	A4		3				
		S2F 2	D5	1					
		S2F 1	A4		14				
		S2F 1	D5	2					
		P2V 5F	A4		7				
		P2V 5F	D5	1					
		R5D 4R	A4		1				
		R5D 3	A4		1				
		R5D 2	A4		1				
		TF 1	A8		1				
		T2V 1	A4		2				
		T2V 1	D5	1					
		SNB 5	A4		2				
		SNB 5	A8		2				
		T 34B	A4		1				
		HSS 1	A4		4				
		HTL 7	A4		1				
				8*	56*				
NARTU	NORFOLK	S2F 1	A4		9				
		S2F 1	D5	1					
		R5D 3	A4		1				
		R5D 2	A4		1				
		R4D 5	A4		1				
		T2V 1	A4		3				
		T2V 1	D5	1					
		SNB 5	A4		1				
		T 34B	A4		1				
				2*	17*				
NAS NART	OLATHE	F9F 8	A4		7				
		F9F 8B	A4		4				
		P2V 6	A4		4				
		P2V 6	D5	1					
		P2V 6	G6	1					
		R5D 3	A4		3				
		TV 2	A4		3				
		SNB 5	A4		1				
		T 34B	A4		1				
				2*	23*				
NAS NART	SEATTLE	AD 5	A4		9				
		AD 5N	A4		4				
		S2F 2	A4		3				
		S2F 1	A4		8				
		S2F 1	D5	1					
		P2V 5F	A4		6				
		R5D 3	A4		1				
		R5D 2	A4		1				
		R4D 8	A4		1				
		SNB 5	A4		1				
		T 28B	A4		2				
		T 34B	A4		1				
		HSS 1	A4		3				
				1*	40*				
NAS NART	SO WEYMOUTH	FJ 3	A4		5				
		FJ 3M	A4		3				
		FJ 3M	B	1					
		S2F 2	A4		5				
		S2F 1	A4		13				
		S2F 1	B	1					
		S2F 1	D5	3					
		P2V 5F	A4		5				
		P2V 5F	B	1					
		P2V 5F	D5	1					
		R5D 2	A4		3				
		TV 2	A4		1				
		SNB 5	G6	2					
		T 34B	A4		1				
		HSS 1	A4		3				
				9*	39*				
NAS NART	WILLOW GROVE	FJ 3	A4		12				
		FJ 3M	A4		2				
		FJ 3M	G6	1					
		S2F 2	A4		6				
		S2F 2	B	1					
		S2F 1	A4		12				
		S2F 1	EN	1					
		P2V 5F	A4		5				
		P2V 5F	D5	1					
		R5D 3	A4		2				
		R5D 2	A4		1				
		T2V 1	A4		2				
		SNB 5	A4		1				
		SNB 5P	A4		1				
		T 34B	A4		1				
		R4D 6S	A4		1				
		HUP 2	A4		5				
TOTAL				4*	51*				
				77	700				
PROGRAM				77	700				
NON PROGRAM #				-	-				

See Glossary. Operating includes aircraft reported in "A" number status. Pool includes aircraft reported in other than "A" status.

[redacted]

* Models not [illegible] inventory are for planning purposes

[redacted]

TOTAL PROGRAM & NON-PROGRAM AIRCRAFT

TABLE 2

LOCATION OF AIRCRAFT INVENTORY AND PLANNED OPERATING ASSIGNMENTS

BY COMMAND AND UNIT

DECLASSIFIED

RDT&E UNIT	LOCATION	MODEL*	INVENTORY STATUS	INVENTORY NO. ON BOARD POOL	INVENTORY NO. ON BOARD OPERATING	PLANNED OPERATING ASSIGNMENTS 30 SEP 1961	31 DEC 1961	31 MAR 1962	30 JUN 1962
RDT&E AIRCRAFT						Planned Assignments of Table 2 are omitted from this issue, except for NATS, pending program review			
		F8U 2	A9						
		F8U 2	D5	1					
		F8U 2	T	1					
				2*		3*			
		F8U 2N	A9			2			
		F8U 2N	T	2					
				2*		2*			
		F8U 1	T	3					
				3*		*			
		F8U 1E	A9			1			
				*		1*			
		F11F 1	T	1					
				1*		*			
		F9F 8	A9			2			
				*		2*			
		F9F 8B	A9			1			
				*		1*			
		F4H 1F	A9			4			
		F4H 1F	T	7					
		F4H 1F	U	1					
				8*		4*			
		F3H 2	A9			2			
		F3H 2	T	2					
				2*		2*			
		F3H 2N	A9			1			
		F3H 2N	G6	1					
		F3H 2N	T	1					
				2*		1*			
		FJ 4	A9			4			
		FJ 4	D5	1					
		FJ 4	T	1					
				2*		4*			
		F4D 1	A9			6			
		F4D 1	T	1					
				1*		6*			
		F3D 2	T	2					
				2*		*			
		F3D 2M	T	1					
				1*		*			
		F3D 1	T	1					
		F3D 1	U	1					
				2*		*			
		F8U 1P	A9			1			
		F8U 1P	T	1					
				1*		1*			
		F9F 8P	A9			1			
				*		1*			
		A4D 5	T	2					
				2*		*			
		A4D 2	A9			2			
		A4D 2	D5	1					
				1*		2*			
		A4D 2N	A9			5			
		A4D 2N	D5	1					
		A4D 2N	T	2					
				3*		5*			
		A4D 1	A9			5			
				*		5*			
		FJ 4B	A9			8			
				*		8*			
		A2F 1	T	6					
				6*		*			
		A3J 1	A9			1			
		A3J 1	T	10					
				10*		1*			
		A3D 2	T	2					
				2*		*			
		A3D 1	A9			1			
		A3D 1	T	1					
				1*		1*			
		A3D 2P	A9			1			
		A3D 2P	T	1					
				1*		1*			
		A3D 2Q	A9			1			
		A3D 2Q	T	2					
				2*		1*			
		A3D 1Q	D5	1					
				1*		*			
		AD 6	A9			1			
				*		1*			
		AD 5	A9			3			
		AD 5	C	1					
				1*		3*			
		AD 5N	A9			4			
				*		4*			
		AJ 1	T	1					
				1*		*			
		S2F 3	A9			2			
		S2F 3	G5	1					
		S2F 3	T	4					
				5*		2*			
		S2F 1	A9			5			
		S2F 1	T	1					
				1*		5*			
		P3V 1	T	2					
				2*		*			
		P2V 7	A9			1			
				*		1*			
		P2V 7S	A9			1			
		P2V 7S	T	1					
				1*		1*			
		P2V 6M	A9			1			
				*		1*			
		P2V 5F	A9			3			
				*		3*			
		P2V 5FS	A9			2			
		P2V 5FS	T	1					
				1*		2*			
		P2V 4	A9			1			
				*		1*			
		P5M 2S	T	1					
				1*		*			
		WF 2	D5	1					
		WF 2	T	1					
				2*		*			
		W2F 1	T	3					
				3*		*			
		WV 2	A9			5			
				*		5*			
		WV 2E	A9			1			
				*		1*			

* Models not showing inventory are for planning purposes

[redacted]

C[redacted]

TOTAL PROGRAM & NON-PROGRAM AIRCRAFT

TABLE 2

LOCATION OF AIRCRAFT INVENTORY AND PLANNED OPERATING ASSIGNMENTS

DECLASSIFIED

BY COMMAND AND UNIT

RDT&E UNIT	LOCATION	MODEL*	INVENTORY STATUS	INVENTORY NO. ON BOARD POOL	INVENTORY NO. ON BOARD OPERATING	PLANNED OPERATING ASSIGNMENTS 30 SEP 1961	PLANNED OPERATING ASSIGNMENTS 31 DEC 1961	PLANNED OPERATING ASSIGNMENTS 31 MAR 1962	PLANNED OPERATING ASSIGNMENTS 30 JUN 1962
		R5D 3	A9		1				
				*	1*				
		R5D 2	A9		1				
				*	1*				
		R4D 8	A9		1				
				*	1*				
		R4D 6	A9		1				
		R4D 6	U	2					
				2*	1*				
		R4D 6R	T	1					
				1*	*				
		R4D 5	A9		2				
		R4D 5	U	1					
				1*	2*				
		R4Y 1	A9		1				
				*	1*				
		TF 1	A9		1				
		TF 1	T	2					
				2*	1*				
		OE 2	A9		1				
				*	1*				
		OE 1	A9		1				
				*	1*				
		UF 1	A9		1				
				*	1*				
		F9F 8T	A9		4				
		F9F 8T	T	1					
				1*	4*				
		T2J 1	A9		1				
		T2J 1	T	2					
				2*	1*				
		T2V 1	A9		4				
		T2V 1	D5	3					
		T2V 1	T	1					
				4*	4*				
		F3D 2T2	A9		4				
				*	4*				
		T 28B	A9		3				
				*	3*				
		T 34B	A9		2				
				*	2*				
		R4D 5S	T	1					
				1*	*				
		HSS 2	T	7					
				7*	*				
		HSS 1	A9		4				
		HSS 1	B	1					
		HSS 1	T	2					
				3*	4*				
		HSS 1N	A9		2				
		HSS 1N	T	1					
				1*	2*				
		HOK 1	T	1					
				1*	*				
		HTK 1	T	2					
				2*	*				

RDT&E UNIT	LOCATION	MODEL*	INVENTORY STATUS	INVENTORY NO. ON BOARD POOL	INVENTORY NO. ON BOARD OPERATING	PLANNED OPERATING ASSIGNMENTS 30 SEP 1961	PLANNED OPERATING ASSIGNMENTS 31 DEC 1961	PLANNED OPERATING ASSIGNMENTS 31 MAR 1962	PLANNED OPERATING ASSIGNMENTS 30 JUN 1962
		HUS 1	T	1					
				1*	*				
		HU2K 1	T	14					
				14*	*				
		HUP 2	T	1					
				1*	*				
		ZS2G 1	A9		1				
				*	1*				
		ZPG 2	A9		2				
				*	2*				
		FJ 3D2	A9		4				
				*	4*				
		P2V 5FD	D5	1					
				1*	*				
		T 28BD	A9		2				
				*	2*				
		Y/F8U 2	A9		1				
				*	1*				
		Y/F8U 2N	A9		4				
				*	4*				
		Y/F8U 1	A9		3				
		Y/F8U 1	D5	1					
				1*	3*				
		Y/F11F 1	A9		1				
		Y/F11F 1	D5	3					
				3*	1*				
		Y/F9F 8B	A9		1				
				*	1*				
		Y/F4H 1F	A9		1				
				*	1*				
		Y/F3H 2	A9		2				
				*	2*				
		Y/FJ 4	A9		3				
				*	3*				
		Y/F4D 1	A9		4				
		Y/F4D 1	D5	1					
				1*	4*				
		Y/F8U 1P	A9		1				
				*	1*				
		Y/F9F 8P	A9		1				
				*	1*				
		Y/A4D 2	A9		4				
				*	4*				
		Y/A4D 2N	A9		3				
				*	3*				
		Y/A4D 1	A9		2				
		Y/A4D 1	D5	2					
				2*	2*				
		Y/FJ 4B	A9		2				
				*	2*				
		Y/A3J 1	A9		2				
				*	2*				
		Y/A3D 1	A9		4				
				*	4*				

[redacted]

* Models not showing inventory are for planning purposes

[redacted]

TOTAL PROGRAM & NON-PROGRAM AIRCRAFT

TABLE 2

LOCATION OF AIRCRAFT INVENTORY AND PLANNED OPERATING ASSIGNMENTS

BY COMMAND AND UNIT

DECLASSIFIED

August 1961

RDT&E UNIT	LOCATION	MODEL*	STATUS	INVENTORY NO. ON BOARD POOL	INVENTORY NO. ON BOARD OPERATING	PLANNED OPERATING ASSIGNMENTS 30 SEP 1961	31 DEC 1961	31 MAR 1962	30 JUN 1962
		Y/A3D 1P	A9		1				
				*	1*				
		Y/A3D 1Q	A9		1				
				*	1*				
		Y/S2F 1	A9		1				
				*	1*				
		Y/P2V 7	A9		1				
				*	1*				
		Y/P2V 5F	A9		1				
				*	1*				
		Y/WV 2	G5	1					
				1*	*				
		Y/R4Y 1	A9		1				
				*	1*				
		Y/F9F 8T	A9		3				
				*	3*				
		Y/T2J 1	D5	2					
				2*	*				
		Y/T 34B	A9		1				
				*	1*				
		Y/HSS 1	A9		2				
				*	2*				
		Y/HSS 1N	A9		1				
				*	1*				
		YF4H 1	A9		3				
				*	3*				
		YF4H 1F	A9		6				
				*	6*				
		YA3J 1	A9		3				
				*	3*				
		YHSS 2	A9		5				
				*	5*				
		F9F 6K2	A9		13				
				*	13*				
		F9F 6K	A9		5				
				*	5*				
		F6F 5K	A9		2				
				*	2*				
TOTAL				131	215				
PROGRAM				14	126				
NON PROGRAM #				117	89				

See Glossary. Operating includes aircraft reported in "A" number status. Pool includes aircraft reported in other than "A" status.

RDT&E UNIT	LOCATION	MODEL*	STATUS	INVENTORY NO. ON BOARD POOL	INVENTORY NO. ON BOARD OPERATING	PLANNED OPERATING ASSIGNMENTS 30 SEP 1961	31 DEC 1961	31 MAR 1962	30 JUN 1962
RDT&E AIRCRAFT									
NAS RDT&E	ANACOSTIA	Y/S2F 1	A9		1				
				*	1*				
BWR	WALTHAM	F3H 2N	T	1					
		F4D 1	T	1					
		F3D 2	T	1					
		F3D 2M	T	1					
		F3D 1	U	1					
		R4D 5S	T	1					
				6*	*				
ONR	BOSTON	R4D 6R	T	1					
				1*	*				
NASA	CLEVELAND	R4D 6	U	1					
				1*	*				
NLO	EDWARDS AFB	F4H 1F	U	1					
		R4D 5	U	1					
				2*	*				
NPF	EL CENTRO	A4D 1	A9		2				
		AD 5	A9		1				
		R4D 5	A9		1				
		F9F 8T	A9		2				
		T2V 1	D5	1					
		F3D 2T2	A9		2				
				1*	8*				
NAF RDT&E	CHINA LAKE	A4D 2	D5	1					
		A4D 2N	A9		1				
		FJ 4B	A9		1				
		AD 5N	A9		2				
		S2F 3	G5	1					
		P2V 4	A9		1				
		F3D 2T2	A9		2				
		HSS 1N	A9		1				
		FJ 3D2	A9		4				
		P2V 5FD	D5	1					
		T 28BD	A9		2				
		Y/F8U 2N	A9		1				
		Y/F8U 1	A9		2				
		Y/F8U 1	D5	1					
		Y/A4D 2	A9		1				
		Y/A4D 1	A9		2				
		Y/A4D 1	D5	1					
		Y/F9F 8T	A9		1				
		F9F 6K2	A9		13				
		F9F 6K	A9		3				
		F6F 5K	A9		2				
				5*	39*				
VX 5	CHINA LAKE	F4H 1F	A9		1				
				*	1*				
NWEF	KIRTLAND AFB	F3H 2	A9		1				
		A4D 2N	D5	1					
		FJ 4B	A9		1				
		A3J 1	A9		1				
		A3D 1	A9		1				
		AD 6	A9		1				
		S2F 1	A9		1				
		F9F 8T	A9		1				
		T2V 1	D5	1					
		Y/FJ 4B	A9		1				
				2*	8*				
NADC	JOHNSVILLE	F8U 1P	A9		1				
		F9F 8P	A9		1				
		S2F 3	A9		1				
		S2F 1	A9		1				
		P2V 7	A9		1				
		WF 2	D5	1					
		WV 2	A9		1				
		R4D 8	A9		1				
		R4Y 1	A9		1				
		Y/F9F 8B	A9		1				
		Y/F8U 1P	A9		1				
		Y/F9F 8P	A9		1				
		Y/A4D 2N	A9		1				
		Y/A3D 1P	A9		1				
		Y/P2V 7	A9		1				
		Y/P2V 5F	A9		1				
		Y/HSS 1	A9		1				
		Y/HSS 1N	A9		1				
		F9F 6K	A9		2				
				1*	19*				
NATFSI	LAKEHURST	F3H 2N	G6	1					
		FJ 4	A9		1				
		AD 5N	A9		1				
		T2V 1	D5	1					
		Y/FJ 4	A9		1				
		Y/F4D 1	A9		1				
		Y/A4D 2	A9		1				
		Y/A4D 1	D5	1					
		Y/A3D 1	A9		1				
				3*	6*				

* Models not showing inventory are for planning purposes.

[redacted]

DECLASSIFIED

[redacted]

TOTAL PROGRAM & NON-PROGRAM AIRCRAFT

TABLE 2 LOCATION OF AIRCRAFT INVENTORY AND PLANNED OPERATING ASSIGNMENTS

DECLASSIFIED

BY COMMAND AND UNIT

RDT&E UNIT	LOCATION	MODEL *	STATUS	INVENTORY NO. ON BOARD POOL	INVENTORY NO. ON BOARD OPERATING	PLANNED OPERATING ASSIGNMENTS 30 SEP 1961	31 DEC 1961	31 MAR 1962	30 JUN 1962
NAS	LAKEHURST	ZS2G 1	A9		1				
		ZPG 2	A9		2				
				*	3*				
NASA	MOFFETT FLD	R4D 6	U	1					
				1*	*				
MINEDEFDEVU	PANAMA CITY	HSS 1	A9		2				
		HSS 1	B	1					
				1*	2*				
NAMC	PHILADELPHIA	AD 5N	A9		1				
		T2J 1	A9		1				
		Y/T 34B	A9		1				
				*	3*				
NATC RDT&E	PTXNT RIVER	F8U 2	A9		3				
		F8U 2	D5	1					
		F8U 2N	A9		2				
		F8U 1E	A9		1				
		F9F 8	A9		2				
		F9F 8B	A9		1				
		F4H 1F	A9		2				
		F3H 2N	A9		1				
		FJ 4	A9		2				
		F4D 1	A9		2				
		A4D 2	A9		1				
		A4D 2N	A9		1				
		A4D 1	A9		1				
		FJ 4B	A9		6				
		A3D 2P	A9		1				
		A3D 2Q	A9		1				
		AD 5	A9		2				
		AD 5	C	1					
		S2F 3	A9		1				
		S2F 1	A9		2				
		P2V 5F	A9		1				
		WV 2	A9		1				
		R5D 3	A9		1				
		R5D 2	A9		1				
		R4D 6	A9		1				
		R4D 5	A9		1				
		TF 1	A9		1				
		OE 2	A9		1				
		OE 1	A9		1				
		UF 1	A9		1				
		F9F 8T	A9		1				
		T2V 1	A9		4				
		T 28B	A9		3				
		HSS 1	A9		2				
		HSS 1N	A9		1				
		Y/F8U 2	A9		1				
		Y/F8U 2N	A9		3				
		Y/F8U 1	A9		1				
		Y/F11F 1	A9		1				
		Y/F11F 1	D5	3					
		Y/FJ 4	A9		2				
		Y/F4D 1	A9		3				
		Y/F4D 1	D5	1					
		Y/A4D 2	A9		2				
		Y/A4D 2N	A9		1				
		Y/FJ 4B	A9		1				
		Y/A3J 1	A9		2				
		Y/A3D 1	A9		1				
		Y/A3D 1Q	A9		1				
		Y/WV 2	G5	1					
		Y/R4Y 1	A9		1				
		Y/F9F 8T	A9		2				
		Y/T2J 1	D5	2					
		YF4H 1	A9		3				
		YF4H 1F	A9		5				
		YA3J 1	A9		3				
		YHSS 2	A9		5				
				9*	91*				
USNMC RDT&E	POINT MUGU	F4H 1F	T	1					
		F3H 2	A9		1				
		F3H 2	T	2					
		F4D 1	A9		2				
		A4D 2N	A9		2				
		A4D 1	A9		1				
		A3D 1Q	D5	1					
		P2V 6M	A9		1				
		WV 2E	A9		1				
		Y/F4H 1F	A9		1				
		Y/F3H 2	A9		2				
		Y/A4D 2N	A9		1				
		Y/A3D 1	A9		2				
		YF4H 1F	A9		1				
				4*	15*				
MCAS AES 12	QUANTICO	T 34B	A9		2				
				*	2*				
NATU	QUONSET PNT	A4D 1	A9		1				
		S2F 1	A9		1				
		P2V 5F	A9		1				
		Y/HSS 1	A9		1				
				*	4*				
INSMAT	SCHENECTADY	HSS 1	T	1					
				1*	*				
NADU	SO WEYMOUTH	FJ 4	A9		1				
		FJ 4	D5	1					
		F4D 1	A9		2				
		A4D 2	A9		1				
		P2V 7S	A9		1				
		P2V 5F	A9		1				
		P2V 5FS	A9		2				
		WV 2	A9		3				
				1*	11*				
BUREAU OF NAVAL WEAPONS REPRESENTATIVES									
BWR RDT&E	BALTIMORE	F3D 2	T	1					
		F8U 1P	T	1					
		A3D 2P	T	1					
		P5M 2S	T	1					
				4*	*				
BWR RDT&E	BETHPAGE	F11F 1	T	1					
		A2F 1	T	6					
		A3D 1	T	1					
		S2F 3	T	4					
		S2F 1	T	1					
		WF 2	T	1					
		W2F 1	T	3					
		TF 1	T	2					
		F9F 8T	T	1					
				20*	*				
BWR RDT&E	BLOOMFIELD	HOK 1	T	1					
		HTK 1	T	2					
		HU2K 1	T	14					
				17*	*				
BWR RDT&E	BUFFALO	F3D 1	T	1					
				1*	*				
BWR RDT&E	BURBANK	P3V 1	T	2					
		P2V 7S	T	1					
		P2V 5FS	T	1					
		T2V 1	T	1					
				5*	*				
BWR RDT&E	COLUMBUS	FJ 4	T	1					
		A3J 1	T	10					
		AJ 1	T	1					
		T2J 1	T	2					
				14*	*				
BWR RDT&E	DALLAS	F8U 2	T	1					
		F8U 2N	T	2					
		F8U 1	T	3					
		HUS 1	T	1					
				7*	*				
BWR RDT&E	EL SEGUNDO	A4D 5	T	2					
		A4D 2N	A9		1				
		A4D 2N	T	2					
		A3D 2	T	2					
		A3D 2Q	T	2					
				8*	1*				
BWR RDT&E	MORTON	HUP 2	T	1					
				1*	*				
BWR RDT&E	ST LOUIS	F4H 1F	A9		1				
		F4H 1F	T	6					
				6*	1*				
BWR RDT&E	STRATFORD	HSS 2	T	7					
		HSS 1	T	1					
		HSS 1N	T	1					
				9*	*				
TOTAL				131	215				
PROGRAM				14	126				
NON PROGRAM #				117	89				

See Glossary. Operating includes aircraft reported in "A" number status. Pool includes aircraft reported in other than "A" status

[redacted]

* Models shown showing inventory are for planning purposes

TOTAL PROGRAM & NON-PROGRAM AIRCRAFT

TABLE 2

LOCATION OF AIRCRAFT INVENTORY AND PLANNED OPERATING ASSIGNMENTS

BY COMMAND AND UNIT

DECLASSIFIED

BUWEPS FR UNIT	LOCATION	MODEL*	INVENTORY STATUS	INVENTORY NO. ON BOARD
OVERHAUL & REPAIR ACTIVITIES				
O&R BUWEPS FR	ALAMEDA	F11F 1	EA	3
		FJ 4	EA	1
		FJ 4	EE	6
		FJ 4	Y	1
		FJ 3M	EA	8
		A4D 2	EA	1
		A4D 2N	B	2
		A4D 2N	Y	1
		A4D 1	EA	1
		A4D 1	E5	1
		FJ 4B	D1	2
		FJ 4B	Y	1
		AD 6	EA	4
		AD 6	EJ	3
		AD 6	E1	1
		AD 5N	EJ	1
		AD 5Q	F1	1
		P2V 7S	B	3
		P2V 7S	MY	2
		P2V 6M	E5	4
		P2V 6TX	E5	1
		P2V 5F	D5	1
		P2V 5FS	B	1
		P2V 5FS	B1	1
		AD 5W	EJ	7
		AD 5W	NX	1
		AD 5W	Y	1
		UF 1	B	1
		UF 1	EJ	1
		SNB 5	P4	1
		SNB 5	S4	4
		HRS 3	WD	1
		FJ 3D	D5	1
		FJ 3D	EE	6
		FJ 3D	Y	1
		FJ 3D2	Y	1
		TV 2D	P4	1
		JD 1	EJ	1
				79*
O&R BUWEPS FR	CHERRY POINT	F11F 1	D5	1
		F11F 1	EA	4
		F3H 2	D1	4
		F3H 2	D5	1
		F3H 2	EA	2
		F3H 2M	Y	1
		F3H 2N	Y	3
		F2H 4	NX	4
		F2H 3	NX	4
		FJ 4	EA	1
		FJ 3	EA	5
		FJ 3	E5	9
		FJ 3M	EA	13
		FJ 3M	NX	26
		R4Q 2	B	2
		R4Q 2	NX	1
		OE 2	E1	1
		OE 1	B	1
		OE 1	E1	2
		FJ 3D	E5	3
				88*
O&R BUWEPS FR	JACKSONVILLE	F8U 2	FA	1
		F8U 1	ER	1
		F3H 2	ER	1
		F4D 1	D1	1
		F4D 1	D5	1
		F4D 1	EA	10
		F4D 1	E5	1
		F4D 1	NX	1
		A4D 2	FA	5
		A4D 2N	FA	1
		A4D 1	FA	1
		A3D 2	D1	5
		A3D 2	EA	1
		A3D 2P	EA	1
		TF 1	ER	1
		HSS 1	D1	3
		HSS 1	EA	6
		HSS 1	E1	18
		HSS 1N	C	1
		HSS 1N	D1	5
		HSS 1N	EA	3
		HSS 1N	E1	8
		HUL 1	D1	3
		HUL 1	E1	1
		HOK 1	B	1
		HOK 1	C	1
		HOK 1	D1	4
		HOK 1	EA	3
		HOK 1	E1	13
		HOK 1	G6	1
		HTL 7	C	1
		HTL 7	D1	2
		HTL 7	E1	2
		HTL 6	D1	4
		HTL 6	EA	2
		HTL 6	E1	11
		HUS 1	D1	7
		HUS 1	E1	4
		HUS 1A	D1	1
		HUS 1A	EA	1
		HUS 1A	E1	2
		HUS 1A	G5	1
		HO4S 3	E1	9
		HR2S 1	B	1
		HR2S 1	D1	6
		HR2S 1	EA	1
		HR2S 1	E1	2
		HUK 1	B	1
		HUK 1	D1	3
		HUK 1	EA	2
		HUK 1	E1	3
		HUP 2	B	1
		HUP 2	D1	2
		HUP 2	EA	1
		HUP 2	E1	2
		HUP 2	WB	1
		HRS 3	D1	5
		HRS 3	EA	1
		HRS 3	E1	4
				186*
O&R BUWEPS FR	LAKEHURST	ZPG 2	MW	1
		ZPG 2	NX	2
		ZPG 2	NY	3
		ZPG 3W	NX	2
		ZPG 3W	NY	1
		ZPG 2W	NY	2
				11*
O&R BUWEPS FR	NORFOLK	F8U 2	D1	1
		F8U 2	EA	3
		F8U 1	EA	7
		F8U 1E	D1	1
		F8U 1E	EA	3
		F11F 1	D5	2
		F11F 1	NX	1
		F9F 8	D1	2
		F9F 8	PC	27
		F9F 8B	DA	3
		F9F 8B	D1	3
		F9F 8B	D5	11
		F9F 8B	E1	1
		F9F 8B	E5	13
		F9F 8B	MW	11
		F2H 4	P4	1
		F4D 1	FA	1
		A4D 2	ER	5
		AD 5	ER	1
		P2V 5F	EA	1
		P5M 2	NX	1
		P5M 2S	C	3
		P5M 2S	NX	3
		P5M 1	MX	1
		P5M 1	NX	21
		P5M 1	OX	1
		TF 1	ER	1
		F9F 8T	EA	2
		F9F 8T	RD	2
		SNB 5	Y	1
		HTL 4	MW	2
		F9F 6D	PC	1
		F9F 5KD	D1	1
		F9F 5KD	E1	2
		JD 1	B	1
		JD 1	D1	5
		JD 1	E1	1
		F9F 6K2	B	2
		F9F 6K2	G7	2
		F9F 6K2X	E4	2
		F9F 6K2X	MW	24
		F9F 6K	B	1
		F9F 6K	G5	1
		F9F 6K	G7	16
		F9F 6K	HG	3
		F9F 6K	MZ	16
		F9F 6KX	E4	5
		F9F 6KX	MW	56
				275*

* Models not showing inventory are for planning purposes

[redacted]

TOTAL PROGRAM & NON-PROGRAM AIRCRAFT

TABLE 2

LOCATION OF AIRCRAFT INVENTORY AND PLANNED OPERATING ASSIGNMENTS

BY COMMAND AND UNIT

DECLASSIFIED

BUWEPS FR UNIT	LOCATION	MODEL *	INVENTORY STATUS	INVENTORY NO. ON BOARD
O&R BUWEPS FR	PENSACOLA	AD 6	G6	1
		S2F 2	B	1
		S2F 1	D5	3
		S2F 1	EE	1
		S2F 1	G6	1
		S2F 1	RE	2
		UF 2	B	1
		UF 2	D1	4
		UF 2	E1	2
		UF 1	B	1
		UF 1	D1	2
		UF 1	E1	1
		T2J 1	D1	1
		T2J 1	D5	1
		T2J 1	G7	5
		T2V 1	D5	2
		T2V 1	E5	2
		SNB 5	B	3
		SNB 5	C	2
		SNB 5	DA	3
		SNB 5	D1	30
		SNB 5	E1	5
		SNB 5	P4	1
		SNB 5	S4	2
		SNB 5P	D1	5
		SNB 5P	E1	2
		T 28B	B	2
		T 28B	C	1
		T 28B	D1	11
		T 28B	EA	1
		T 28B	E1	17
		T 28C	EA	1
		T 28C	E1	3
		T 34B	B	3
		T 34B	D1	10
		T 34B	E1	36
		T 34B	MW	130
		T 28BD	[illegible]	[illegible]
				301*
O&R BUWEPS FR	QUONSET PNT	A4D 2	D1	3
		A4D 2N	DA	1
		A4D 1	DA	1
		AD 7	D1	3
		AD 7	E1	14
		AD 6	B	11
		AD 6	C	2
		AD 6	DA	6
		AD 6	D1	28
		AD 6	EA	1
		AD 6	E1	12
		AD 5	DA	2
		AD 5	D1	6
		AD 5	E1	3
		AD 5N	B	1
		AD 5N	DA	2
		AD 5N	D1	3
		AD 5N	E1	2
		AD 5Q	B	3
		AD 5Q	D1	4
		AD 5Q	E1	2
		AD 5W	D1	6
		AD 5W	EA	2
		AD 5W	E1	6
		UC 1	D1	1
		F9F 8T	EV	1
		HSS 1	ER	1
		HSS 1	Y	1
		HUP 2	FA	1
				129*
O&R BUWEPS FR	SAN DIEGO	F8U 2	EE	1
		F8U 2	G6	1
		F8U 2N	D5	1
		F8U 2N	G7	2
		F8U 1	DA	1
		F8U 1	D1	1
		F8U 1	EA	3
		F8U 1	MX	2
		F8U 1E	NX	1
		F11F 1	Y	1
		F9F 8B	EU	1
		F3H 2	B	2
		F3H 2	D5	2
		F3H 2	EA	1
		F3H 2	NX	1
		F3H 2X	D7	1
		F3H 2M	P3	3
		F2H 4	MY	2
		F2H 4	NX	1
		F2H 3	P4	1
		F4D 1	EE	1
		F4D 1	E5	2
		F4D 1	MX	2
		F4D 1	NX	1
		F3D 2M	MX	1
		F8U 1P	EV	1
		F8U 1P	MX	1
		F8U 1P	NX	3
		F3D 2Q	B	1
		F3D 2Q	DA	1
		F3D 2Q	EA	1
		F3D 2Q	E1	1
		AD 6	C	1
		AD 6	EJ	1
		AD 6	NX	2
		AD 5	WE	1
		S2F 1	E5	8
		S2F 1	NX	1
		P5M 2S	B	3
		P5M 2S	MY	3
		P5M 1	MX	51
		P5M 1	NX	3
		P5M 1S	MX	3
		P5M 1SX	G8	2
		WF 2	D1	1
		R4D 6	ER	1
		UF 1	ER	2
		TV 2	EJ	1
		TV 2	EU	7
		TV 2	NX	1
		F3D 2T2	D1	1
		HSS 1	EA	2
		HSS 1	E1	10
		HSS 1	NX	1
		HSS 1	PD	1
		HSS 1N	B	2
		HSS 1N	D1	3
		HTL 7	EJ	1
		HUS 1	B	1
		HUS 1	D1	10
		HUS 1	E1	1
		HO4S 3	E1	1
		HUP 2	WD	1
		HUP 2	WE	1
		HRS 3	B	1
		HRS 3	DA	1
		HRS 3	D1	2
		HRS 3	EA	1
		HRS 3	E1	1
		HRS 3	PD	1
		HRS 3	WD	1
		HRS 3	WE	1
		TV 2D	EU	1
		YF2Y 1	P3	1
				184*
O&R BUWEPS FR	TULSA	TV 2	D1	17
				17*

[redacted]

* Models not showing inventory are for planning purposes

[redacted]

TOTAL PROGRAM & NON-PROGRAM AIRCRAFT

TABLE 2 LOCATION OF AIRCRAFT INVENTORY AND PLANNED OPERATING ASSIGNMENTS

BY COMMAND AND UNIT

DECLASSIFIED

BUWEPS FR UNIT	LOCATION	MODEL*	INVENTORY STATUS	INVENTORY NO. ON BOARD	PLANNED OPERATING ASSIGNMENTS
BUREAU OF NAVAL WEAPONS REPRESENTATIVES					
BWR FR	BETHPAGE	S2F 3	C	1	
		S2F 3	G5	2	
		S2F 3	V	2	
		S2F 1	R	13	
		WF 2	V	1	
		W2F 1	V	1	
		UF 2X	G4	2	
				22*	
BWRR FR	BLOOMFIELD	HU2K 1	V	8	
				8*	
BWR FR	BURBANK	P2V 7S	C	2	
		P2V 7SX	G5	4	
		P2V 5FS	B	1	
		P2V 5FS	C	1	
		P2V 5FSX	G5	21	
		WV 3	NY	1	
		WV 2	G5	1	
				31*	
BWR FR	COLUMBUS	A3J 1	C	2	
		T2J 1	G7	2	
		T 28C	B	10	
		T 28C	C	5	
		T 28C	G7	2	
				21*	
BWR FR	DALLAS	F8U 2N	B	1	
		R5D 5	D3	1	
		R5D 4R	D3	2	
		R5D 3	B	3	
		R5D 3	D1	1	
		R5D 3	D3	9	
		R5D 2Z	D3	1	
		R4D 8	B	2	
		R4D 8	D1	15	
		R4D 6	B	1	
		R4D 6	D1	3	
		R4D 5	D1	3	
		R4D 7	D1	1	
		HUP 3	B	1	
		HUP 3	D4	1	
		HUP 2	D1	2	
				47*	
BWR FR	EL SEGUNDO	A4D 2N	C	4	
		A4D 2N	G5	2	
		A3D 2P	G5	1	
		R4D 6R	DA	2	
		R4D 5R	D1	1	
				10*	
BWR FR	EST HARTFORD	HSS 2	EA	1	
		HSS 2	V	29	
		HSS 1N	V	3	
		HUS 1	V	1	
				34*	
BWR FR	ST LOUIS	F4H 1	B	11	
		F4H 1	V	11	
		F4H 1F	B	1	
		T2V 1	T	1	
				24*	
BWR FR	STRATFORD	HSS 2	V	4	
		HUS 1	V	9	
				13*	
BWR FR	W PALM BEACH	R6D 1	D3	4	
		R4Y 1	D3	2	
				6*	
MISCELLANEOUS BUWEPS ACTIVITIES					
POOL BUWEPS FR	BEAUFORT	TV 2	I9	1	
				1*	
POOL BUWEPS FR	CHASE	F11F 1	ER	1	
				1*	
POOL BUWEPS FR	CRPS CHRISTI	T 28B	C	1	
				1*	
POOL BUWEPS FR	NEW IBERIA	S2F 1T	HF	1	
				1*	
POOL BUWEPS FR	OCEANA	A3D 2	HF	1	
				1*	
ACFT ON LOAN BUWEPS FR					
ARTIC RES LAB		R4D 5S	U	1	
				1*	
BLATZ AIRLINES		R4D 6R	U	1	
				1*	
CEN AIRLNE INC		R4D 6R	U	2	
		R4D 5R	U	1	
				3*	
DEPT OF AGRI		SNB 5	U	1	
		R4D 6S	U	1	
				2*	
DEPT OF INT		R4D 6Q	U	1	
				1*	
DEPT OF JUSTCE		R4D 5	U	2	
				2*	
FED AVN AGENCY		F9F 8P	U	2	
		R4D 6R	U	16	
		R4D 6Z	U	5	
		R4D 5	U	1	
		R4D 5R	U	2	
		R4D 5Z	U	1	
		F9F 8T	U	1	
		R4D 6Q	U	3	
		R4D 6S	U	12	
		R4D 5Q	U	4	
		HR2S 1	U	1	
				48*	
FLYING CLUB	ARGENTIA	T 34B	U	1	
				1*	
FLYING CLUB	CRPS CHRISTI	T 34B	U	1	
				1*	
FLYING CLUB	JOHNSVILLE	T 34B	U	2	
				2*	
FLYING CLUB	LAKEHURST	T 34B	U	1	
				1*	
FLYING CLUB	NEW ORLEANS	T 34B	U	1	
				1*	
FLYING CLUB	NEW RIV JAX	T 34B	U	1	
				1*	
FLYING CLUB	PENSACOLA	T 34B	U	1	
				1*	
FLYING CLUB	ROTA	T 34B	U	1	
				1*	
FLYING CLUB	SAN JUAN	T 34B	U	1	
				1*	
FLYING CLUB	SO WEYMOUTH	T 34B	U	1	
				1*	
FLYING CLUB	WHITING FLD	T 34B	U	1	
				1*	
LAKE CEN AIRLN		R4D 6R	U	1	
		R4D 5R	U	1	
		T 34B	U	1	
				3*	
NO CEN AIRLNS		R4D 6R	U	2	
				2*	
OZARK AIR INC		R4D 5R	U	2	
				2*	
U S ARMY		T2V 1	U	2	
		SNB 5	U	1	
		T 28B	U	2	
		R4D 6Q	U	4	
		R4D 6S	U	1	
		R4D 5Q	U	1	
		R4D 5S	U	1	
				12*	
USAF		F8U 1	U	1	
		F8U 1D	U	1	
		TV 2D	U	1	
		TV 2KD	U	1	
				4*	

* Models not showing inventory are for planning purposes.

[redacted]

[redacted]

TOTAL PROGRAM & NON-PROGRAM AIRCRAFT

TABLE 2

LOCATION OF AIRCRAFT INVENTORY AND PLANNED OPERATING ASSIGNMENTS

BY COMMAND AND UNIT

DECLASSIFIED

BUWEPS FR UNIT	LOCATION	MODEL *	INVENTORY STATUS	INVENTORY NO. ON BOARD
STORAGE FACILITIES				
STORAGE FACLTY	LITCHFLD PRK	F8U 1	MX	8
		F11F 1	MX	47
		F11F 1	MY	2
		F9F 8	MX	2
		F9F 8	P3	100
		F9F 8	P4	6
		F9F 8B	MX	129
		F9F 8B	MY	3
		F9F 7	MX	24
		F9F 6	P3	167
		F9F 6	P4	1
		F3H 2	MX	1
		F3H 2M	P3	52
		F3H 2M	P4	1
		F3H 2N	P3	10
		F2H 4	MX	10
		F2H 4	P4	3
		F2H 4	WB	18
		F2H 3	MX	23
		F2H 3	P4	22
		F2H 3	WB	6
		FJ 4	MX	8
		FJ 4	P4	2
		FJ 3	MX	45
		FJ 3	P4	12
		FJ 3	WB	4
		FJ 3M	MX	11
		F4D 1	MX	19
		F8U 1P	MX	17
		F9F 8P	MX	46
		F9F 8P	P4	6
		A4D 1	MX	3
		AD 6	F1	1
		AD 6	MX	72
		AD 6	MY	24
		AD 5	F1	1
		AD 5	MX	49
		AD 5N	MX	44
		AD 5N	P4	7
		AD 5N	WB	19
		AD 5Q	MX	1
		S2F 2	MX	7
		S2F 1	MX	25
		S2F 1	P4	1
		S2F 1T	MX	9
		P2V 6	MX	7
		P2V 6F	MX	1
		P2V 6M	MX	5
		P2V 6T	MX	5
		P2V 4	MX	23
		P2V 4	P4	1
		P2V 4	WB	13
		AD 5W	MX	81
		AD 5W	P4	6
		AD 5W	WB	4
		WV 2	MX	38
		R4Q 2	MX	7
		R4D 6	MX	8
		R4D 6R	MX	1
		R4D 6Z	MX	1
		R4D 5	MX	8
		R4D 5R	MX	8
		UF 1	MX	17
		UF 1T	MX	2
		F9F 8T	MX	14
		T2V 1	MX	52
		TV 2	MX	221
		TV 2	MY	1
		TV 2	P4	1
		F3D 2T2	MX	16
		F3D 2T2	MY	2
		SNB 5	MX	177
		SNB 5	P4	56
		SNB 5	S4	11
		SNB 5P	MX	6
		T 28B	F1	1
		T 28B	MX	27
		T 28C	MY	83
		T 34B	MX	7
		T 34B	U	2
		R4D 6S	MX	3
		R4D 5S	MX	7
		HSS 1	MX	2
		HO4S 3	P4	1
		HUP 2	P4	7
		HUP 2	WB	26
		HRS 3	MX	1
		HRS 3	P4	3
		HRS 3	WB	7
		F9F 6D	MX	2
		F9F 6D	P3	14
		F9F 6D	P4	3
		FJ 3D	MX	3
		TV 2D	MX	3
		TV 2D	P4	2
		TV 2KD	MX	6
		TV 2KD	P4	1
		JD 1	MX	12
		JD 1	P4	1
		JD 1	S4	4
		JD 1D	MX	2
		T 28BD	MX	1
		F9F 6K	C	1
		F9F 6K	MY	4
		P4Y 2K	MY	1
				2098*
NON OPERATIONAL SUPPORT				994
RESERVE STOCK				1791
TOTAL PROGRAM				2785
NON PROGRAM (INCLUDING DRONES)				897
TOTAL INVENTORY				3682

[redacted]

* Models not showing inventory are for planning purposes.

PROGRAM AIRCRAFT

TABLE 3

PROGRAM INVENTORY BY STATUS AND PLANNED OPERATING ASSIGNMENTS

DECLASSIFIED

BY COMMAND, CLASS AND MODEL

CLASS AND MODEL	COMMAND	TOTAL	BUWEPS FR: NON OPERATIONAL SUPPORT	BUWEPS FR: RESERVE STOCK	OPERATING COMMANDS: OPERATIONAL POOL: READY FOR ISSUE	OPERATING COMMANDS: OPERATIONAL POOL: NOT READY FOR ISSUE: UNDG. PAR & AIRLINE MAINTENANCE	OPERATING COMMANDS: OPERATIONAL POOL: NOT READY FOR ISSUE: OTHER	OPERATING COMMANDS: ON BOARD OPERATING INV.	PLANNED OPT'G. ASSIGNMENTS: * 30 SEP 1961	PLANNED OPT'G. ASSIGNMENTS: * 31 DEC 1961	PLANNED OPT'G. ASSIGNMENTS: * 31 MAR 1962	PLANNED OPT'G. ASSIGNMENTS: * 30 JUN 1962
	LANT	2264			165	134	68	1897				
	PAC	2631			117	205	123	2186				
	NABS	575			2	11	9	553	568	569	560	559
	NATRA	1347			15	55	48	1229				
	NART	777			23	44	10	700				
	RDT&E	140			2	10	2	126				
	BUWPS	2785	994	1791								
		10519	994	1791	324	459	260	6691	568	569	560	559
FIGHTER JET	LANT	509			33	52	13	411				
	PAC	671			28	78	32	533				
	NABS	1						1	1	1	1	1
	NATRA	195			3	15	9	168				
	NART	130			6	6	1	117				
	RDT&E	31				2	1	28				
	BUWPS	634	177	457								
		2171	177	457	70	153	56	1258	1	1	1	1
ATTACK JET	LANT	536			54	39	27	416				
	PAC	637			58	79	36	464				
	NART	72			2	7	1	62				
	RDT&E	27				3		24				
	BUWPS	50	47	3								
		1322	47	3	114	128	64	966				
ATTACK PROP	LANT	134			3		4	127				
	PAC	154			4		2	148				
	NABS	2						2	2	1		
	NATRA	27					2	25				
	NART	65						65				
	RDT&E	9			1			8				
	BUWPS	313	121	192								
		704	121	192	8		8	375	2	1		
ANTI SUBMARINE	LANT	138			13	10	2	113				
	PAC	114			8	6		100				
	NABS	6						6	7	8	8	8
	NATRA	111				17	5	89				
	NART	205			6	21	2	176				
	RDT&E	8					1	7				
	BUWPS	62	20	42								
		644	20	42	27	54	10	491	7	8	8	8
PATROL	LANT	223			22	12	1	188				
	PAC	210			5	15	6	184				
	NABS	1						1	1	1	1	1
	NATRA	20				2	1	17				
	NART	89			8	8	2	71				
	RDT&E	9						9				
	BUWPS	179	49	130								
		731	49	130	35	37	10	470	1	1	1	1
WARNING	LANT	96			9	5	10	72				
	PAC	98				5	5	88				
	NABS	8					3	5	4	9	9	9
	NATRA	6					1	5				
	RDT&E	7				1		6				
	BUWPS	147	26	121								
		362	26	121	9	11	19	176	4	9	9	9
TRANSPORTS	LANT	149			11	6		132				
	PAC	118			2	3	10	103				
	NABS	87				2	2	83	87	85	85	85
	NATRA	15					1	14				
	NART	60						60				
	RDT&E	8						8				
	BUWPS	89	55	34								
		526	55	34	13	11	13	400	87	85	85	85
IN FLGT REFUEL	PAC	12						12				
		12						12				
UTILITY	LANT	29			5		1	23				
	PAC	44					3	41				
	NABS	33						33	33	33	26	26
	NATRA	4						4				
	NART	2						2				
	RDT&E	3						3				
	BUWPS	41	22	19								
		156	22	19	5		4	106	33	33	26	26

* Planned Assignments of Table 3 are omitted from this issue with the exception of NABS, pending program review.

TABLE 3

PROGRAM AIRCRAFT

DECLASSIFIED

PROGRAM INVENTORY BY STATUS AND PLANNED OPERATING ASSIGNMENTS

BY COMMAND, CLASS AND MODEL

CLASS AND MODEL	COMMAND	TOTAL	BUWEPS FR: NON OPERATIONAL SUPPORT	BUWEPS FR: RESERVE STOCK	OPERATING COMMANDS: OPERATIONAL POOL: READY FOR ISSUE	OPERATING COMMANDS: OPERATIONAL POOL: NOT READY FOR ISSUE: UNDG. PAR & AIRLINE MAINTENANCE	OPERATING COMMANDS: OPERATIONAL POOL: NOT READY FOR ISSUE: OTHER	OPERATING COMMANDS: ON BOARD OPERATING INV.	PLANNED OPT'G. ASSIGNMENTS: 30 SEP 1961	31 DEC 1961	31 MAR 1962	30 JUN 1962
TRAINING JET	LANT	104			3	8		93				
	PAC	143			1	15		127				
	NABS	92			1	7	1	83	90	87	88	88
	NATRA	306			10	21	15	260				
	NART	38			1	2		35				
	RDT&E	16				3		13				
	BUWPS	350	43	307								
		1049	43	307	16	56	16	611	90	87	88	88
TRAINING PROP	LANT	35						35				
	PAC	59					5	54				
	NABS	262					3	259	257	258	257	257
	NATRA	595			2		13	580				
	NART	61					3	58				
	RDT&E	5						5				
	BUWPS	596	156	440								
		1613	156	440	2		24	991	257	258	257	257
ROTARY WING	LANT	287			11		9	267				
	PAC	312			10		23	279				
	NABS	65			1	1		63	68	68	68	68
	NATRA	68					1	67				
	NART	55					1	54				
	RDT&E	7			1			6				
	BUWPS	258	252	6								
		1052	252	6	23	1	34	736	68	68	68	68
AIRSHIPS	RDT&E	3						3				
	BUWPS	11		11								
		14		11				3				
DRONES JET	LANT	9			1	2		6				
	PAC	36			1	4	1	30				
	NABS	13				1		12	13	13	13	13
	RDT&E	4						4				
	BUWPS	30	16	14								
		92	16	14	2	7	1	52	13	13	13	13
DRONES PROP	LANT	15					1	14				
	PAC	23						23				
	NABS	5						5	5	5	4	3
	RDT&E	3				1		2				
	BUWPS	25	10	15								
		71	10	15		1	1	44	5	5	4	3
FIGHTER JET												
VF FB	LANT	472			32	47	12	381				
	PAC	610			27	69	30	484				
	NATRA	194			3	15	8	168				
	NART	130			6	6	1	117				
	RDT&E	29				2	1	26				
	BUWPS	566	176	390								
		2001	176	390	68	139	52	1176				
VF P	LANT	37			1	5	1	30				
	PAC	61			1	9	2	49				
	NABS	1						1	1	1	1	1
	NATRA	1					1					
	RDT&E	2						2				
	BUWPS	68	1	67								
		170	1	67	2	14	4	82	1	1	1	1
		2171	177	457	70	153	56	1258	1	1	1	1
ATTACK JET												
VA L	LANT	434			54	30	16	334				
	PAC	518			58	70	27	363				
	NART	72			2	7	1	62				
	RDT&E	22				2		20				
	BUWPS	35	32	3								
		1081	32	3	114	109	44	779				
VA H	LANT	73				6	8	59				
	PAC	79				5	5	69				
	RDT&E	2						2				
	BUWPS	9	9									
		163	9			11	13	130				

PROGRAM AIRCRAFT

TABLE 3

PROGRAM INVENTORY BY STATUS AND PLANNED OPERATING ASSIGNMENTS

DECLASSIFIED

BY COMMAND, CLASS AND MODEL

CLASS AND MODEL	COMMAND	TOTAL	BUWEPS FR: NON OPERATIONAL SUPPORT	BUWEPS FR: RESERVE STOCK	OPERATING COMMANDS: OPERATIONAL POOL: READY FOR ISSUE	OPERATING COMMANDS: OPERATIONAL POOL: NOT READY FOR ISSUE: UNDG. PAR & AIRLINE MAINTENANCE	OPERATING COMMANDS: OPERATIONAL POOL: NOT READY FOR ISSUE: OTHER	OPERATING COMMANDS: ON BOARD OPERATING INV.	PLANNED OPT'G. ASSIGNMENTS: 30 SEP 1961	PLANNED OPT'G. ASSIGNMENTS: 31 DEC 1961	PLANNED OPT'G. ASSIGNMENTS: 31 MAR 1962	PLANNED OPT'G. ASSIGNMENTS: 30 JUN 1962
VA P	LANT	12				2	2	8				
	PAC	12				2	2	8				
	RDT&E	1						1				
	BUWPS	2	2									
		27	2			4	4	17				
VA Q	LANT	11				1	1	9				
	PAC	9				1	1	7				
	RDT&E	2				1		1				
		22				3	2	17				
VA QM	LANT	6						6				
	PAC	19				1	1	17				
	BUWPS	4	4									
		29	4			1	1	23				
		1322	47	3	114	128	64	966				
ATTACK PROP												
VA LP	LANT	134			3		4	127				
	PAC	154			4		2	148				
	NABS	2						2	2	1		
	NATRA	27					2	25				
	NART	65						65				
	RDT&E	9			1			8				
	BUWPS	313	121	192								
		704	121	192	8		8	375	2	1		
ANTI SUBMARINE												
VS	LANT	138			13	10	2	113				
	PAC	114			8	6		100				
	NABS	6						6	7	8	8	8
	NATRA	111				17	5	89				
	NART	205			6	21	2	176				
	RDT&E	8					1	7				
	BUWPS	62	20	42								
		644	20	42	27	54	10	491	7	8	8	8
PATROL												
VP L	LANT	192			16	12	1	163				
	PAC	147			5	15	1	126				
	NABS	1						1	1	1	1	1
	NATRA	12				2		10				
	NART	89			8	8	2	71				
	RDT&E	9						9				
	BUWPS	84	41	43								
		534	41	43	29	37	4	380	1	1	1	1
VP S	LANT	31			6			25				
	PAC	63					5	58				
	NATRA	8					1	7				
	BUWPS	95	8	87								
		197	8	87	6		6	90				
		731	49	130	35	37	10	470	1	1	1	1
WARNING												
VW M	LANT	59			4	5	3	47				
	PAC	56				5		51				
	RDT&E	1				1						
	BUWPS	107	25	82								
		223	25	82	4	11	3	98				
VW H	LANT	37			5		7	25				
	PAC	42					5	37				
	NABS	8					3	5	4	9	9	9
	NATRA	6					1	5				
	RDT&E	6						6				
	BUWPS	40	1	39								
		139	1	39	5		16	78	4	9	9	9
		362	26	121	9	11	19	176	4	9	9	9

TABLE 3

PROGRAM AIRCRAFT

DECLASSIFIED

PROGRAM INVENTORY BY STATUS AND PLANNED OPERATING ASSIGNMENTS

BY COMMAND, CLASS AND MODEL

CLASS AND MODEL	COMMAND	TOTAL	BUWEPS FR: NON OPERATIONAL SUPPORT	BUWEPS FR: RESERVE STOCK	OPERATING COMMANDS: OPERATIONAL POOL: READY FOR ISSUE	OPERATING COMMANDS: OPERATIONAL POOL: NOT READY FOR ISSUE: UNDG. PAR & AIRLINE MAINTENANCE	OPERATING COMMANDS: OPERATIONAL POOL: NOT READY FOR ISSUE: OTHER	OPERATING COMMANDS: ON BOARD OPERATING INV.	PLANNED OPT'G. ASSIGNMENTS: 30 SEP 1961	31 DEC 1961	31 MAR 1962	30 JUN 1962
TRANSPORTS												
VR H	LANT	32			2	1		29				
	PAC	47			1		6	40				
	NABS	15					1	14	15	15	15	16
	NATRA	5						5				
	NART	43						43				
	RDT&E	2						2				
	BUWPS	21	21									
		165	21		3	1	7	133	15	15	15	16
VR M	LANT	83			9			74				
	PAC	42			1		3	38				
	NABS	63					1	62	63	61	61	60
	NATRA	10					1	9				
	NART	16						16				
	RDT&E	5						5				
	BUWPS	66	32	34								
		285	32	34	10		5	204	63	61	61	60
VR C	LANT	34				5		29				
	PAC	29				3	1	25				
	NABS	9				2		7	9	9	9	9
	NART	1						1				
	RDT&E	1						1				
	BUWPS	2	2									
		76	2			10	1	63	9	9	9	9
		526	55	34	13	11	13	400	87	85	85	85
IN FLGT REFUEL												
VG	PAC	12						12				
		12						12				
UTILITY												
VU L	LANT	17			5		1	11				
	PAC	22					1	21				
	NABS	16						16	16	16	16	16
	NATRA	2						2				
	NART	2						2				
	RDT&E	2						2				
	BUWPS	5	5									
		66	5		5		2	54	16	16	16	16
VU G	LANT	12						12				
	PAC	22					2	20				
	NABS	17						17	17	17	10	10
	NATRA	2						2				
	RDT&E	1						1				
	BUWPS	36	17	19								
		90	17	19			2	52	17	17	10	10
		156	22	19	5		4	106	33	33	26	26
TRAINING JET												
VT AJ	LANT	93			3	7		83				
	PAC	132			1	14		117				
	NATRA	100				7		93				
	RDT&E	4						4				
	BUWPS	17	3	14								
		346	3	14	4	28		297				
VT BJ	NABS	92			1	7	1	83	90	87	88	88
	NATRA	195			8	14	15	158				
	NART	38			1	2		35				
	RDT&E	8				3		5				
	BUWPS	314	39	275								
		647	39	275	10	26	16	281	90	87	88	88

DECLASSIFIED

CONFIDENTIAL

TABLE 3

PROGRAM INVENTORY BY STATUS AND PLANNED OPERATING ASSIGNMENTS

BY COMMAND, CLASS AND MODEL

CLASS AND MODEL	COMMAND	TOTAL	BUWEPS FR: NON OPERATIONAL SUPPORT	BUWEPS FR: RESERVE STOCK	OPERATING COMMANDS: OPERATIONAL POOL: READY FOR ISSUE	OPERATING COMMANDS: NOT READY FOR ISSUE: UNDG. PAR & AIRLINE MAINTENANCE	OPERATING COMMANDS: NOT READY FOR ISSUE: OTHER	OPERATING COMMANDS: ON BOARD OPERATING INV.	PLANNED OPT'G. ASSIGNMENTS: 30 SEP 1961	31 DEC 1961	31 MAR 1962	30 JUN 1962
VT SJ	LANT	11				1		10				
	PAC	11				1		10				
	NATRA	11			2			9				
	RDT&E	4						4				
	BUWPS	19	1	18								
		56	1	18	2	2		33				
		1049	43	307	16	56	16	611	90	87	88	88
TRAINING PROP												
VT AP	LANT	22						22				
	PAC	48					5	43				
	NABS	200					1	199	195	196	196	196
	NATRA	77					1	76				
	NART	31					2	29				
	BUWPS	234	51	183								
		612	51	183			9	369	195	196	196	196
VT BP	LANT	10						10				
	PAC	9						9				
	NABS	62					2	60	62	62	61	61
	NATRA	384					12	372				
	NART	10					1	9				
	RDT&E	3						3				
	BUWPS	165	55	110								
		643	55	110			15	463	62	62	61	61
VT PP	LANT	1						1				
	NATRA	121			2			119				
	NART	18						18				
	RDT&E	2						2				
	BUWPS	186	49	137								
		328	49	137	2			140				
VT SP	LANT	2						2				
	PAC	2						2				
	NATRA	13						13				
	NART	2						2				
	BUWPS	11	1	10								
		30	1	10				19				
		1613	156	440	2		24	991	257	258	257	257
ROTARY WING												
HS	LANT	102			9		4	89				
	PAC	75					11	64				
	NABS	7						7	7	7	7	7
	NART	25					1	24				
	RDT&E	7			1			6				
	BUWPS	103	100	3								
		319	100	3	10		16	190	7	7	7	7
HL	LANT	20						20				
	PAC	29					3	26				
	NABS	2						2	4	4	4	4
	NATRA	25						25				
	NART	3						3				
	BUWPS	52	50	2								
		131	50	2			3	76	4	4	4	4
HM	LANT	94			1		1	92				
	PAC	138			7		2	129				
	NABS	19				1		18	19	19	19	19
	NATRA	21						21				
	BUWPS	48	48									
		320	48		8	1	3	260	19	19	19	19
HH	LANT	13						13				
	PAC	13						13				
	NABS	1						1	2	2	2	2
	BUWPS	10	10									
		37	10					27	2	2	2	2

CONFIDENTIAL

DECLASSIFIED

TABLE 3

PROGRAM AIRCRAFT

PROGRAM INVENTORY BY STATUS AND PLANNED OPERATING ASSIGNMENTS

BY COMMAND, CLASS AND MODEL

CLASS AND MODEL	COMMAND	TOTAL	BUWEPS FR: NON OPERATIONAL SUPPORT	BUWEPS FR: RESERVE STOCK	OPERATING COMMANDS: OPERATIONAL POOL: READY FOR ISSUE	OPERATING COMMANDS: OPERATIONAL POOL: NOT READY FOR ISSUE: UNDG. PAR & AIRLINE MAINTENANCE	OPERATING COMMANDS: OPERATIONAL POOL: NOT READY FOR ISSUE: OTHER	OPERATING COMMANDS: ON BOARD OPERATING INV.	PLANNED OPT'G. ASSIGNMENTS: 30 SEP 1961	31 DEC 1961	31 MAR 1962	30 JUN 1962
HG	LANT	58			1		4	53				
	PAC	57			3		7	47				
	NABS	36			1			35	36	36	36	36
	NATRA	22					1	21				
	NART	27						27				
	BUWPS	45	44	1								
		245	44	1	5		12	183	36	36	36	36
		1052	252	6	23	1	34	736	68	68	68	68
AIRSHIPS												
Z	RDT&E	3						3				
	BUWPS	11		11								
		14		11				3				
DRONES JET												
VK D	LANT	9			1	2		6				
	PAC	36			1	4	1	30				
	NABS	13				1		12	13	13	13	13
	RDT&E	4						4				
	BUWPS	30	16	14								
		92	16	14	2	7	1	52	13	13	13	13
DRONES PROP												
VK D	LANT	15					1	14				
	PAC	23						23				
	NABS	5						5	5	5	4	3
	RDT&E	3				1		2				
	BUWPS	25	10	15								
		71	10	15		1	1	44	5	5	4	3
FIGHTER JET												
VF FB												
* F8U 2	LANT	70			4	1	1	64				
	PAC	83			9	8	1	65				
	RDT&E	4				1		3				
	BUWPS	7	7									
		164	7		13	10	2	132				
* F8U 2N	LANT	41			4		1	36				
	PAC	65					1	64				
	RDT&E	2						2				
	BUWPS	4	4									
		112	4		4		2	102				
F8U 1	LANT	89			9	20	3	57				
	PAC	98			8	12	9	69				
	BUWPS	23	13	10								
		210	13	10	17	32	12	126				
F8U 1E	LANT	41			7	1	2	31				
	PAC	55			4	10	2	39				
	RDT&E	1						1				
	BUWPS	5	4	1								
		102	4	1	11	11	4	71				
F11F 1	NATRA	75				12	8	55				
	BUWPS	62	12	50								
		137	12	50		12	8	55				

* COMBAT FIRST LINE MODELS

TABLE 3

PROGRAM INVENTORY BY STATUS AND PLANNED OPERATING ASSIGNMENTS

BY COMMAND, CLASS AND MODEL

CLASS AND MODEL	COMMAND	TOTAL	BUWEPS FR: NON OPERATIONAL SUPPORT	BUWEPS FR: RESERVE STOCK	OPERATING COMMANDS: OPERATIONAL POOL: READY FOR ISSUE	OPERATING COMMANDS: OPERATIONAL POOL: NOT READY FOR ISSUE: UNDG. PAR & AIRLINE MAINTENANCE	OPERATING COMMANDS: OPERATIONAL POOL: NOT READY FOR ISSUE: OTHER	OPERATING COMMANDS: ON BOARD OPERATING INV.	PLANNED OPT'G. ASSIGNMENTS: 30 SEP 1961	31 DEC 1961	31 MAR 1962	30 JUN 1962
F9F 8	NART	17			1			16				
	RDT&E	2						2				
	BUWPS	4	2	2								
		23	2	2	1			18				
F9F 8B	NATRA	83			3			80				
	NART	26						26				
	RDT&E	1						1				
	BUWPS	175	32	143								
		285	32	143	3			107				
F9F 7	BUWPS	24		24								
		24		24								
* F4H 1	LANT	7					1	6				
	PAC	6						6				
	BUWPS	22	22									
		35	22				1	12				
* F4H 1F	LANT	10						10				
	PAC	14						14				
	RDT&E	4						4				
	BUWPS	1	1									
		29	1					28				
* F3H 2	LANT	78			2	10	2	64				
	PAC	146			6	22	7	111				
	RDT&E	2						2				
	BUWPS	15	13	2								
		241	13	2	8	32	9	177				
* F3H 2X	BUWPS	1	1									
		1	1									
F3H 2M	BUWPS	1	1									
		1	1									
* F3H 2N	RDT&E	2					1	1				
	BUWPS	3	3									
		5	3				1	1				
F2H 4	BUWPS	17		17								
		17		17								
F2H 3	BUWPS	27		27								
		27		27								
FJ 4	PAC	19				1	1	17				
	NATRA	36				3		33				
	NART	21			4	1		16				
	RDT&E	5				1		4				
	BUWPS	17	9	8								
		98	9	8	4	6	1	70				
FJ 3	LANT	5			1			4				
	NART	34						34				
	BUWPS	59	14	45								
		98	14	45	1			38				
FJ 3M	LANT	26			3	2		21				
	NART	32			1	5	1	25				
	BUWPS	58	21	37								
		116	21	37	4	7	1	46				
F4D 1	LANT	105			2	13	2	88				
	PAC	124				16	9	99				
	RDT&E	6						6				
	BUWPS	40	17	23								
		275	17	23	2	29	11	193				
F3D 2M	BUWPS	1		1								
		1		1								
		2001	176	390	68	139	52	1176				

* COMBAT FIRST LINE MODELS

TABLE 3

PROGRAM AIRCRAFT

DECLASSIFIED

PROGRAM INVENTORY BY STATUS AND PLANNED OPERATING ASSIGNMENTS

BY COMMAND, CLASS AND MODEL

CLASS AND MODEL	COMMAND	TOTAL	BUWEPS FR: NON OPERATIONAL SUPPORT	BUWEPS FR: RESERVE STOCK	OPERATING COMMANDS: OPERATIONAL POOL: READY FOR ISSUE	OPERATING COMMANDS: OPERATIONAL POOL: NOT READY FOR ISSUE: UNDG. PAR & AIRLINE MAINTENANCE	OPERATING COMMANDS: OPERATIONAL POOL: NOT READY FOR ISSUE: OTHER	OPERATING COMMANDS: ON BOARD OPERATING INV.	PLANNED OPT'G. ASSIGNMENTS: 30 SEP 1961	PLANNED OPT'G. ASSIGNMENTS: 31 DEC 1961	PLANNED OPT'G. ASSIGNMENTS: 31 MAR 1962	PLANNED OPT'G. ASSIGNMENTS: 30 JUN 1962
VF P												
* F8U 1P	LANT	37			1	5	1	30				
	PAC	61			1	9	2	49				
	NABS	1						1	1	1	1	1
	RDT&E	1						1				
	BUWPS	22	1	21								
		122	1	21	2	14	3	81	1	1	1	1
F9F 8P	NATRA	1					1					
	RDT&E	1						1				
	BUWPS	46		46								
		48		46			1	1				
		170	1	67	2	14	4	82	1	1	1	1
ATTACK JET												
VA L												
* A4D 2	LANT	242			41	14	12	175				
	PAC	175			24	18	5	128				
	RDT&E	3				1		2				
	BUWPS	14	14									
		434	14		65	33	17	305				
* A4D 2N	LANT	169			13	9	4	143				
	PAC	191			26	9	11	145				
	RDT&E	6				1		5				
	BUWPS	11	11									
		377	11		39	19	15	293				
A4D 1	LANT	23				7		16				
	PAC	34			2	9	1	22				
	NART	40				6		34				
	RDT&E	5						5				
	BUWPS	7	4	3								
		109	4	3	2	22	1	77				
FJ 4B	PAC	118			6	34	10	68				
	NART	32			2	1	1	28				
	RDT&E	8						8				
	BUWPS	3	3									
		161	3		8	35	11	104				
		1081	32	3	114	109	44	779				
VA H												
* A3J 1	LANT	4						4				
	RDT&E	1						1				
	BUWPS	2	2									
		7	2					5				
* A3D 2	LANT	56				3	8	45				
	PAC	67				5	3	59				
	BUWPS	7	7									
		130	7			8	11	104				
A3D 1	LANT	13				3		10				
	PAC	12					2	10				
	RDT&E	1						1				
		26				3	2	21				
		163	9			11	13	130				
VA P												
* A3D 2P	LANT	12				2	2	8				
	PAC	12				2	2	8				
	RDT&E	1						1				
	BUWPS	2	2									
		27	2			4	4	17				
VA Q												
* A3D 2Q	LANT	11				1	1	9				
	PAC	9				1	1	7				
	RDT&E	1						1				
		21				2	2	17				
A3D 1Q	RDT&E	1				1						
		1				1						
		22				3	2	17				
VA QM												
F3D 2Q	LANT	6						6				
	PAC	19				1	1	17				
	BUWPS	4	4									
		29	4			1	1	23				

* COMBAT FIRST LINE MODELS

DECLASSIFIED [redacted]

TABLE 3

PROGRAM INVENTORY BY STATUS AND PLANNED OPERATING ASSIGNMENTS

BY COMMAND, CLASS AND MODEL

CLASS AND MODEL	COMMAND	TOTAL	BUWEPS FR: NON OPERATIONAL SUPPORT	BUWEPS FR: RESERVE STOCK	OPERATING COMMANDS: OPERATIONAL POOL: READY FOR ISSUE	OPERATING COMMANDS: OPERATIONAL POOL: NOT READY FOR ISSUE: UNDG. PAR & AIRLINE MAINTENANCE	OPERATING COMMANDS: OPERATIONAL POOL: NOT READY FOR ISSUE: OTHER	OPERATING COMMANDS: ON BOARD OPERATING INV.	PLANNED OPT'G. ASSIGNMENTS: 30 SEP 1961	PLANNED OPT'G. ASSIGNMENTS: 31 DEC 1961	PLANNED OPT'G. ASSIGNMENTS: 31 MAR 1962	PLANNED OPT'G. ASSIGNMENTS: 30 JUN 1962
ATTACK PROP												
VA LP												
AD 7	PAC	33			2			31				
	BUWPS	17	17									
		50	17		2			31				
AD 6	LANT	110			2		2	106				
	PAC	92			2		2	88				
	NATRA	22					1	21				
	RDT&E	1						1				
	BUWPS	170	72	98								
		395	72	98	4		5	216				
AD 5	LANT	11					1	10				
	PAC	12						12				
	NATRA	5					1	4				
	NART	50						50				
	RDT&E	4			1			3				
	BUWPS	62	13	49								
		144	13	49	1		2	79				
AD 5N	NART	15						15				
	RDT&E	4						4				
	BUWPS	53	9	44								
		72	9	44				19				
AD 5Q	LANT	13			1		1	11				
	PAC	17						17				
	NABS	2						2	2	1		
	BUWPS	11	10	1								
		43	10	1	1		1	30	2	1		
		704	121	192	8		8	375	2	1		
ANTI SUBMARINE												
VS												
* S2F 3	LANT	22						22				
	PAC	21						21				
	RDT&E	3					1	2				
	BUWPS	5	5									
		51	5				1	45				
S2F 2	LANT	1					1					
	PAC	1						1				
	NABS	1						1				
	NART	41			1	3	1	36				
	BUWPS	8	1	7								
		52	1	7	1	3	2	38				
*S2F 1	LANT	37			5	1		31				
	PAC	36			8	2		26				
	NABS	5						5	7	7	7	7
	NATRA	23				4	1	18				
	NART	164			5	18	1	140				
	RDT&E	5						5				
	BUWPS	39	13	26								
		309	13	26	18	25	2	225	7	7	7	7
*S2F 1T	NABS									1	1	1
	NATRA	88				13	4	71				
	BUWPS	10	1	9								
		98	1	9		13	4	71		1	1	1
*S2F 1S	LANT	74			7	9	1	57				
	PAC	54				4		50				
		128			7	13	1	107				
*S2F 1S1	LANT	4			1			3				
	PAC	2						2				
		6			1			5				
		644	20	42	27	54	10	491	7	8	8	8

* COMBAT FIRST LINE MODELS

[redacted]

[redacted]

DECLASSIFIED

PROGRAM AIRCRAFT

TABLE 3

PROGRAM INVENTORY BY STATUS AND PLANNED OPERATING ASSIGNMENTS

BY COMMAND, CLASS AND MODEL

CLASS AND MODEL	COMMAND	TOTAL	BUWEPS FR: NON OPERATIONAL SUPPORT	BUWEPS FR: RESERVE STOCK	OPERATING COMMANDS: OPERATIONAL POOL: READY FOR ISSUE	OPERATING COMMANDS: OPERATIONAL POOL: NOT READY FOR ISSUE: UNDG. PAR & AIRLINE MAINTENANCE	OPERATING COMMANDS: OPERATIONAL POOL: NOT READY FOR ISSUE: OTHER	OPERATING COMMANDS: ON BOARD OPERATING INV.	PLANNED OPT'G. ASSIGNMENTS: 30 SEP 1961	31 DEC 1961	31 MAR 1962	30 JUN 1962
PATROL												
VP L												
* P2V 7	LANT	3						3				
	RDT&E	1						1				
		4						4				
* P2V 7S	LANT	90			8	7	1	74				
	PAC	78			2	12	1	63				
	RDT&E	1						1				
	BUWPS	7	5	2								
		176	5	2	10	19	2	138				
* P2V 7SX	BUWPS	4	4									
		4	4									
P2V 6	NART	14			4	2	1	7				
	BUWPS	7		7								
		21		7	4	2	1	7				
P2V 6F	NART	1						1				
	BUWPS	1		1								
		2		1				1				
P2V 6M	RDT&E	1						1				
	BUWPS	9	4	5								
		10	4	5				1				
P2V 6T	NATRA	9				2		7				
	BUWPS	5		5								
		14		5		2		7				
P2V 6TX	BUWPS	1	1									
		1	1									
* P2V 5F	NATRA	3						3				
	NART	73			4	6	1	62				
	RDT&E	3						3				
	BUWPS	2	2									
		81	2		4	6	1	68				
* P2V 5FS	LANT	99			8	5		86				
	PAC	69			3	3		63				
	NABS	1						1	1	1	1	1
	RDT&E	2						2				
	BUWPS	4	4									
		175	4		11	8		152	1	1	1	1
* P2V 5FSX	BUWPS	21	21									
		21	21									
P2V 4	NART	1						1				
	RDT&E	1						1				
	BUWPS	23		23								
		25		23				2				
		534	41	43	29	37	4	380	1	1	1	1
VP S												
* P5M 2	NATRA	3						3				
	BUWPS	1		1								
		4		1				3				
* P5M 2S	LANT	30			5			25				
	PAC	52					4	48				
	BUWPS	12	6	6								
		94	6	6	5		4	73				
P5M 1	PAC	2					1	1				
	NATRA	5					1	4				
	BUWPS	77		77								
		84		77			2	5				
P5M 1S	LANT	1			1							
	PAC	9						9				
	BUWPS	3		3								
		13		3	1			9				
P5M 1SX	BUWPS	2	2									
		2	2									
		197	8	87	6		6	90				

* COMBAT FIRST LINE MODELS

[redacted]

DECLASSIFIED [redacted]

PROGRAM AIRCRAFT

TABLE 3

PROGRAM INVENTORY BY STATUS AND PLANNED OPERATING ASSIGNMENTS

BY COMMAND, CLASS AND MODEL

CLASS AND MODEL	COMMAND	TOTAL	BUWEPS FR: NON OPERATIONAL SUPPORT	BUWEPS FR: RESERVE STOCK	OPERATING COMMANDS: OPERATIONAL POOL: READY FOR ISSUE	OPERATING COMMANDS: OPERATIONAL POOL: NOT READY FOR ISSUE: UNDG. PAR & AIRLINE MAINTENANCE	OPERATING COMMANDS: OPERATIONAL POOL: NOT READY FOR ISSUE: OTHER	OPERATING COMMANDS: ON BOARD OPERATING INV.	PLANNED OPT'G. ASSIGNMENTS: 30 SEP 1961	31 DEC 1961	31 MAR 1962	30 JUN 1962
WARNING												
VW M												
* WF 2	LANT	37			1	5	2	29				
	PAC	37				5		32				
	RDT&E	1				1						
	BUWPS	2	2									
		77	2		1	11	2	61				
* W2F 1	BUWPS	1	1									
		1	1									
AD 5W	LANT	22			3		1	18				
	PAC	19						19				
	BUWPS	104	22	82								
		145	22	82	3		1	37				
		223	25	82	4	11	3	98				
VW H												
* WV 3	LANT	6			2		1	3				
	BUWPS	1		1								
		7		1	2		1	3				
* WV 2	LANT	27			3		5	19				
	PAC	38					4	34				
	NABS	8					3	5	4	9	9	9
	NATRA	6					1	5				
	RDT&E	5						5				
	BUWPS	39	1	38								
		123	1	38	3		13	68	4	9	9	9
* WV 2E	RDT&E	1						1				
		1						1				
* WV 2Q	LANT	4					1	3				
	PAC	4					1	3				
		8					2	6				
		139	1	39	5		16	78	4	9	9	9
TRANSPORTS												
VR H												
* R7V 1	LANT	6			1			5				
	PAC	6					3	3				
	NABS	1					1		1	1	1	1
		13			1		4	8	1	1	1	1
* R6D 1	LANT	2						2				
	PAC	10						10				
	BUWPS	4	4									
		16	4					12				
* R6D 1Z	LANT	4						4				
	PAC	2						2				
		6						6				
R5D 5	LANT	10			1	1		8				
	PAC	1						1				
	BUWPS	1	1									
		12	1		1	1		9				
R5D 5R	LANT	1						1				
		1						1				
R5D 5Z	PAC	1						1				
		1						1				
R5D 4R	PAC	2						2				
	NABS	4						4	4	4	4	4
	NATRA	2						2				
	NART	5						5				
	BUWPS	2	2									
		15	2					13	4	4	4	4
R5D 3	LANT	2						2				
	PAC	15			1		1	13				
	NABS	7						7	4	4	4	4
	NART	20						20				
	RDT&E	1						1				
	BUWPS	13	13									
		58	13		1		1	43	4	4	4	4
R5D 3Z	LANT	1						1				
	NATRA	1						1				
		2						2				

* COMBAT FIRST LINE MODELS

[redacted]

TABLE 3

PROGRAM AIRCRAFT

DECLASSIFIED

PROGRAM INVENTORY BY STATUS AND PLANNED OPERATING ASSIGNMENTS

BY COMMAND, CLASS AND MODEL

CLASS AND MODEL	COMMAND	TOTAL	BUWEPS FR: NON OPERATIONAL SUPPORT	BUWEPS FR: RESERVE STOCK	OPERATING COMMANDS: OPERATIONAL POOL: READY FOR ISSUE	OPERATING COMMANDS: OPERATIONAL POOL: NOT READY FOR ISSUE: UNDG. PAR & AIRLINE MAINTENANCE	OPERATING COMMANDS: OPERATIONAL POOL: NOT READY FOR ISSUE: OTHER	OPERATING COMMANDS: ON BOARD OPERATING INV.	PLANNED OPT'G. ASSIGNMENTS: 30 SEP 1961	PLANNED OPT'G. ASSIGNMENTS: 31 DEC 1961	PLANNED OPT'G. ASSIGNMENTS: 31 MAR 1962	PLANNED OPT'G. ASSIGNMENTS: 30 JUN 1962
** R5D 2 3	NABS								6	6	6	7
									6	6	6	7
R5D 2	PAC	8					2	6				
	NABS	2						2				
	NATRA	2						2				
	NART	18						18				
	RDT&E	1						1				
		31					2	29				
R5D 2Z	LANT	1						1				
	PAC	2						2				
	NABS	1						1				
	BUWPS	1	1									
		5	1					4				
R5D 1Z	LANT	1						1				
		1						1				
* C 130BL	LANT	4						4				
		4						4				
		165	21		3	1	7	133	15	15	15	16
VR M												
R4Q 2	LANT	33			6			27				
	PAC	10					1	9				
	BUWPS	10	2	8								
		53	2	8	6		1	36				
R4D 8	LANT	14			1			13				
	PAC	11						11				
	NABS	25						25	26	26	27	27
	NATRA	5					1	4				
	NART	10						10				
	RDT&E	1						1				
	BUWPS	17	17									
		83	17		1		1	64	26	26	27	27
R4D 8Z	PAC	1						1				
	NABS	2						2	1	1	1	1
		3						3	1	1	1	1
R4D 6	LANT	18			1			17				
	PAC	9			1		1	7				
	NABS	10					1	9	3	3	3	3
	NATRA	2						2				
	RDT&E	1						1				
	BUWPS	13	5	8								
		53	5	8	2		2	36	3	3	3	3
R4D 6R	LANT	1						1				
	NABS	1						1				
	BUWPS	3	2	1								
		5	2	1				2				
R4D 6Z	BUWPS	1		1								
		1		1								
** R4D 5 6	NABS								12	11	10	9
									12	11	10	9

* COMBAT FIRST LINE MODELS ** Models not showing inventory are for planning purposes.

DECLASSIFIED

PROGRAM AIRCRAFT

TABLE 3

PROGRAM INVENTORY BY STATUS AND PLANNED OPERATING ASSIGNMENTS

BY COMMAND, CLASS AND MODEL

CLASS AND MODEL	COMMAND	TOTAL	BUWEPS FR		OPERATING COMMANDS				PLANNED OPT'G. ASSIGNMENTS			
					OPERATIONAL POOL							
						NOT READY FOR ISSUE						
			NON OPERATIONAL SUPPORT	RESERVE STOCK	READY FOR ISSUE	UNDG. PAR & AIRLINE MAINTENANCE	OTHER	ON BOARD OPERATING INV.	30 SEP 1961	31 DEC 1961	31 MAR 1962	30 JUN 1962
R4D 5	LANT	6			1			5				
	PAC	6					1	5				
	NABS	11						11	7	6	6	6
	NATRA	1						1				
	NART	3						3				
	RDT&E	2						2				
	BUWPS	11	3	8								
		40	3	8	1		1	27	7	6	6	6
R4D 5R	BUWPS	9	1	8								
		9	1	8								
R4D 5Z	NABS	1						1				
		1						1				
R4Y 2	NABS	2						2	2	2	2	2
		2						2	2	2	2	2
R4Y 1	LANT	11						11				
	PAC	5						5				
	NABS	11						11	12	12	12	12
	NATRA	2						2				
	NART	3						3				
	RDT&E	1						1				
	BUWPS	2	2									
		35	2					33	12	12	12	12
		285	32	34	10		5	204	63	61	61	60
VR C												
* TF 1	LANT	34				5		29				
	PAC	29				3	1	25				
	NABS	9				2		7	9	9	9	9
	NART	1						1				
	RDT&E	1						1				
	BUWPS	2	2									
		76	2			10	1	63	9	9	9	9
IN FLGT REFUEL												
VG												
* GV 1	PAC	12						12				
		12						12				
UTILITY												
VU L												
UC 1	LANT	5			4		1					
	BUWPS	1	1									
		6	1		4		1					
UO 1	NABS	16						16	16	16	16	16
	NATRA	2						2				
	NART	2						2				
		20						20	16	16	16	16
L 20	LANT	2						2				
		2						2				
OE 2	LANT	5						5				
	PAC	10						10				
	RDT&E	1						1				
	BUWPS	1	1									
		17	1					16				
OE 1	LANT	5			1			4				
	PAC	12					1	11				
	RDT&E	1						1				
	BUWPS	3	3									
		21	3		1		1	16				
		66	5		5		2	54	16	16	16	16

* COMBAT FIRST LINE MODELS

TABLE 3

PROGRAM AIRCRAFT

DECLASSIFIED

PROGRAM INVENTORY BY STATUS AND PLANNED OPERATING ASSIGNMENTS

BY COMMAND, CLASS AND MODEL

CLASS AND MODEL	COMMAND	TOTAL	BUWEPS FR: NON OPERATIONAL SUPPORT	BUWEPS FR: RESERVE STOCK	OPERATING COMMANDS: OPERATIONAL POOL: READY FOR ISSUE	OPERATING COMMANDS: OPERATIONAL POOL: NOT READY FOR ISSUE: UNDG. PAR & AIRLINE MAINTENANCE	OPERATING COMMANDS: OPERATIONAL POOL: NOT READY FOR ISSUE: OTHER	OPERATING COMMANDS: ON BOARD OPERATING INV.	PLANNED OPT'G. ASSIGNMENTS: 30 SEP 1961	PLANNED OPT'G. ASSIGNMENTS: 31 DEC 1961	PLANNED OPT'G. ASSIGNMENTS: 31 MAR 1962	PLANNED OPT'G. ASSIGNMENTS: 30 JUN 1962
VU G												
UF 2	LANT	5						5				
	PAC	14					1	13				
	NABS	1						1	1	1		
	BUWPS	7	7									
		27	7				1	19	1	1		
UF 2X	BUWPS	2	2									
		2	2									
UF 1	LANT	7						7				
	PAC	8					1	7				
	NABS	13						13	8	9	10	10
	NATRA	2						2				
	RDT&E	1						1				
	BUWPS	25	8	17								
		56	8	17			1	30	8	9	10	10
UF 1T	NABS	3						3				
	BUWPS	2		2								
		5		2				3				
** UF 1 1T	NABS								8	7		
									8	7		
		90	17	19			2	52	17	17	10	10
TRAINING JET												
VT AJ												
F9F 8T	LANT	93			3	7		83				
	PAC	132			1	14		117				
	NATRA	100				7		93				
	RDT&E	4						4				
	BUWPS	17	3	14								
		346	3	14	4	28		297				
VT BJ												
T2J 1	NABS	12						12	12	12	12	12
	NATRA	176			8	14	14	140				
	RDT&E	1						1				
	BUWPS	9	9									
		198	9		8	14	14	153	12	12	12	12
T2V 1	NABS	38				7		31	36	33	33	33
	NATRA	19					1	18				
	NART	17			1	2		14				
	RDT&E	7				3		4				
	BUWPS	56	4	52								
		137	4	52	1	12	1	67	36	33	33	33
TV 2	NABS	42			1		1	40	42	42	43	43
	NART	21						21				
	BUWPS	249	26	223								
		312	26	223	1		1	61	42	42	43	43
		647	39	275	10	26	16	281	90	87	88	88
VT SJ												
* A3D 2T	LANT	6				1		5				
	PAC	6				1		5				
		12				2		10				
F3D 2T2	LANT	5						5				
	PAC	5						5				
	NATRA	11			2			9				
	RDT&E	4						4				
	BUWPS	19	1	18								
		44	1	18	2			23				
		56	1	18	2	2		33				

* COMBAT FIRST LINE MODELS ** Models not showing inventory are for planning purposes.

PROGRAM AIRCRAFT

TABLE 3

PROGRAM INVENTORY BY STATUS AND PLANNED OPERATING ASSIGNMENTS

BY COMMAND, CLASS AND MODEL

CLASS AND MODEL	COMMAND	TOTAL	BUWEPS FR: NON OPERATIONAL SUPPORT	BUWEPS FR: RESERVE STOCK	OPERATING COMMANDS: OPERATIONAL POOL: READY FOR ISSUE	OPERATING COMMANDS: OPERATIONAL POOL: NOT READY FOR ISSUE: UNDG. PAR & AIRLINE MAINTENANCE	OPERATING COMMANDS: OPERATIONAL POOL: NOT READY FOR ISSUE: OTHER	OPERATING COMMANDS: ON BOARD OPERATING INV.	PLANNED OPT'G. ASSIGNMENTS: 30 SEP 1961	31 DEC 1961	31 MAR 1962	30 JUN 1962
TRAINING PROP												
VT AP												
SNB 5	LANT	22						22				
	PAC	42					5	37				
	NABS	192					1	191	187	188	188	188
	NATRA	69					1	68				
	NART	27					2	25				
	BUWPS	221	44	177								
		573	44	177			9	343	187	188	188	188
SNB 5P	PAC	6						6				
	NABS	8						8	8	8	8	8
	NATRA	8						8				
	NART	4						4				
	BUWPS	13	7	6								
		39	7	6				26	8	8	8	8
		612	51	183			9	369	195	196	196	196
VT BP												
T 28B	LANT	10						10				
	PAC	9						9				
	NABS	62					2	60	62	62	61	61
	NATRA	230					11	219				
	NART	10					1	9				
	RDT&E	3						3				
	BUWPS	61	34	27								
		385	34	27			14	310	62	62	61	61
T 28C	NATRA	154					1	153				
	BUWPS	104	21	83								
		258	21	83			1	153				
		643	55	110			15	463	62	62	61	61
VT PP												
T 34B	LANT	1						1				
	NATRA	121			2			119				
	NART	18						18				
	RDT&E	2						2				
	BUWPS	186	49	137								
		328	49	137	2			140				
VT SP												
* TF 1Q	LANT	2						2				
	PAC	2						2				
		4						4				
R4D 8T	NATRA	8						8				
		8						8				
R4D 7	NATRA	5						5				
	BUWPS	1	1									
		6	1					5				
R4D 6S	NART	1						1				
	BUWPS	3		3								
		4		3				1				
R4D 5S	NART	1						1				
	BUWPS	7		7								
		8		7				1				
		30	1	10				19				

* COMBAT FIRST LINE MODELS

[redacted]

DECLASSIFIED

PROGRAM AIRCRAFT

TABLE 3

PROGRAM INVENTORY BY STATUS AND PLANNED OPERATING ASSIGNMENTS

BY COMMAND, CLASS AND MODEL

CLASS AND MODEL	COMMAND	TOTAL	BUWEPS FR: NON OPERATIONAL SUPPORT	BUWEPS FR: RESERVE STOCK	OPERATING COMMANDS: OPERATIONAL POOL: READY FOR ISSUE	OPERATING COMMANDS: OPERATIONAL POOL: NOT READY FOR ISSUE: UNDG. PAR & AIRLINE MAINTENANCE	OPERATING COMMANDS: OPERATIONAL POOL: NOT READY FOR ISSUE: OTHER	OPERATING COMMANDS: ON BOARD OPERATING INV.	PLANNED OPT'G. ASSIGNMENTS: 30 SEP 1961	31 DEC 1961	31 MAR 1962	30 JUN 1962
ROTARY WING												
HS												
* HSS 2	LANT	11						11				
	NABS	3						3	3	3	3	3
	BUWPS	34	34									
		48	34					14	3	3	3	3
* HSS 1	LANT	32						32				
	PAC	11						11				
	NABS	4						4	4	4	4	4
	NART	25					1	24				
	RDT&E	5			1			4				
	BUWPS	44	41	3								
		121	41	3	1		1	75	4	4	4	4
* HSS 1N	LANT	56			9		1	46				
	PAC	54					1	53				
	RDT&E	2						2				
	BUWPS	25	25									
		137	25		9		2	101				
* HSS 1NX	LANT	3					3					
	PAC	10					10					
		13					13					
		319	100	3	10		16	190	7	7	7	7
HL												
* HUL 1	LANT	6						6				
	PAC	5						5				
	BUWPS	4	4									
		15	4					11				
* HOK 1	LANT	9						9				
	PAC	23					3	20				
	NABS	2						2	4	4	4	4
	BUWPS	23	23									
		57	23				3	31	4	4	4	4
HTL 7	LANT	5						5				
	PAC	1						1				
	NART	3						3				
	BUWPS	6	6									
		15	6					9				
HTL 6	NATRA	25						25				
	BUWPS	17	17									
		42	17					25				
HTL 4	BUWPS	2		2								
		2		2								
		131	50	2			3	76	4	4	4	4

* COMBAT FIRST LINE MODELS

[redacted]

DECLASSIFIED

CONFIDENTIAL

PROGRAM AIRCRAFT

TABLE 3

PROGRAM INVENTORY BY STATUS AND PLANNED OPERATING ASSIGNMENTS

BY COMMAND, CLASS AND MODEL

CLASS AND MODEL	COMMAND	TOTAL	BUWEPS FR: NON OPERATIONAL SUPPORT	BUWEPS FR: RESERVE STOCK	OPERATING COMMANDS: OPERATIONAL POOL: READY FOR ISSUE	OPERATING COMMANDS: NOT READY FOR ISSUE: UNDG. PAR & AIRLINE MAINTENANCE	OPERATING COMMANDS: NOT READY FOR ISSUE: OTHER	OPERATING COMMANDS: ON BOARD OPERATING INV.	PLANNED OPT'G. ASSIGNMENTS: 30 SEP 1961	31 DEC 1961	31 MAR 1962	30 JUN 1962
HM												
* HUS 1	LANT	86					1	85				
	PAC	133			6		2	125				
	NABS	14						14	14	14	14	14
	BUWPS	33	33									
		266	33		6		3	224	14	14	14	14
* HUS 1A	LANT	8			1			7				
	PAC	5			1			4				
	NABS	1						1	1	1	1	1
	BUWPS	5	5									
		19	5		2			12	1	1	1	1
* HUS 1Z	NABS	4				1		3	4	4	4	4
		4				1		3	4	4	4	4
HO4S 3	NATRA	21						21				
	BUWPS	10	10									
		31	10					21				
		320	48		8	1	3	260	19	19	19	19
HH												
* HR2S 1	LANT	13						13				
	PAC	13						13				
	NABS	1						1	2	2	2	2
	BUWPS	10	10									
		37	10					27	2	2	2	2
HG												
* HUK 1	PAC	9			2		2	5				
	NABS	1						1	3	3	3	4
	BUWPS	9	9									
		19	9		2		2	6	3	3	3	4
* HU2K 1	BUWPS	8	8									
		8	8									
HUP 3	LANT	22						22				
	PAC	23					1	22				
	BUWPS	2	2									
		47	2				1	44				
HUP 2	LANT	10						10				
	PAC	10					1	9				
	NABS	17			1			16	15	12	12	11
	NATRA	13						13				
	NART	27						27				
	BUWPS	9	9									
		86	9		1		1	75	15	12	12	11
HRS 3	LANT	26			1		4	21				
	PAC	15			1		3	11				
	NABS	18						18	18	21	21	21
	NATRA	9					1	8				
	BUWPS	17	16	1								
		85	16	1	2		8	58	18	21	21	21
		245	44	1	5		12	183	36	36	36	36

* COMBAT FIRST LINE MODELS

CONFIDENTIAL

TABLE 3

PROGRAM INVENTORY BY STATUS AND PLANNED OPERATING ASSIGNMENTS

BY COMMAND, CLASS AND MODEL

CLASS AND MODEL	COMMAND	TOTAL	BUWEPS FR: NON OPERATIONAL SUPPORT	BUWEPS FR: RESERVE STOCK	OPERATING COMMANDS: OPERATIONAL POOL: READY FOR ISSUE	OPERATING COMMANDS: OPERATIONAL POOL: NOT READY FOR ISSUE: UNDG. PAR & AIRLINE MAINTENANCE	OPERATING COMMANDS: OPERATIONAL POOL: NOT READY FOR ISSUE: OTHER	OPERATING COMMANDS: ON BOARD OPERATING INV.	PLANNED OPT'G. ASSIGNMENTS: 30 SEP 1961	PLANNED OPT'G. ASSIGNMENTS: 31 DEC 1961	PLANNED OPT'G. ASSIGNMENTS: 31 MAR 1962	PLANNED OPT'G. ASSIGNMENTS: 30 JUN 1962
AIRSHIPS												
Z												
ZS2G 1	RDT&E	1						1				
		1						1				
* ZPG 2	RDT&E	2						2				
	BUWPS	6		6								
		8		6				2				
* ZPG 3W	BUWPS	3		3								
		3		3								
* ZPG 2W	BUWPS	2		2								
		2		2								
		14		11				3				
DRONES JET												
VK D												
F8U 1D	NABS	2						2	2	2	2	2
		2						2	2	2	2	2
F9F 6D	PAC	1						1				
	BUWPS	2		2								
		3		2				1				
F9F 5KD	PAC	8					1	7				
	NABS	2						2	2	2	2	2
	BUWPS	3	3									
		13	3				1	9	2	2	2	2
FJ 3D	PAC	10			1	1		8				
	NABS	2						2	2	2	2	2
	BUWPS	14	11	3								
		26	11	3	1	1		10	2	2	2	2
FJ 3D2	LANT	9			1	2		6				
	PAC	14				3		11				
	NABS	4				1		3	4	4	4	4
	RDT&E	4						4				
	BUWPS	1	1									
		32	1		1	6		24	4	4	4	4
TV 2D	PAC	3						3				
	NABS	2						2	2	2	2	2
	BUWPS	4	1	3								
		9	1	3				5	2	2	2	2
TV 2KD	NABS	1						1	1	1	1	1
	BUWPS	6		6								
		7		6				1	1	1	1	1
		92	16	14	2	7	1	52	13	13	13	13

* COMBAT FIRST LINE MODELS

 DECLASSIFIED [redacted]

TABLE 3

PROGRAM INVENTORY BY STATUS AND PLANNED OPERATING ASSIGNMENTS

BY COMMAND, CLASS AND MODEL

CLASS AND MODEL	COMMAND	TOTAL	BUWEPS FR		OPERATING COMMANDS				PLANNED OPT'G. ASSIGNMENTS			
					OPERATIONAL POOL							
						NOT READY FOR ISSUE						
			NON OPERATIONAL SUPPORT	RESERVE STOCK	READY FOR ISSUE	UNDG. PAR' & AIRLINE MAINTENANCE	OTHER	ON BOARD OPERATING INV.	30 SEP 1961	31 DEC 1961	31 MAR 1962	30 JUN 1962
DRONES PROP												
VK D												
*P2V 5FD	LANT	2						2				
	PAC	4						4				
	NABS	1						1	1	1	1	1
	RDT&E	1				1						
		8				1		7	1	1	1	1
JD 1	LANT	11					1	10				
	PAC	15						15				
	BUWPS	20	8	12								
		46	8	12			1	25				
JD 1D	PAC	4						4				
	NABS	1						1	1	1	1	
	BUWPS	2		2								
		7		2				5	1	1	1	
T 28BD	LANT	2						2				
	NABS	3						3	3	3	2	2
	RDT&E	2						2				
	BUWPS	3	2	1								
		10	2	1				7	3	3	2	2
		71	10	15		1	1	44	5	5	4	3

* COMBAT FIRST LINE MODELS

[redacted]

DECLASSIFIED

TOTAL PROGRAM AND NON-PROGRAM AIRCRAFT

TABLE 4 LOCATION OF AIRCRAFT INVENTORY BY ORGANIZATIONAL UNIT

LOCATION	UNIT	NO. OF A/C	COMMAND
ABD ALTAIR	HU 4 DET 85	1	11
ABD BOXER	HMRL 263	23	19
ABD CARTER H	D 1 UNT 3062	1	21
ABD CHMPLAIN	HMRM 461	13	19
ABD EDISTO	HU 4 DET 71	2	11
ABD FORRESTL	VFP 62 DET 42	3	11
ABD HELENA	D 1 UNT 2762	1	21
ABD HERMITAG	HU 4 DET 65	1	11
ABD INDEPEND	VF 41	15	11
	VF 84	12	11
	VA 75	13	11
	VA 86	10	11
	VA 72	12	11
	VAH 1	12	11
	VAW 12 DET 41	4	11
	VAW 33 DET 41	3	11
	HU 2 DET 41	2	11
ABD INTREPID	VF 33	12	11
	VA 65	12	11
	VA 66	12	11
	VA 76	12	11
	VF 162	11	11
	VFP 62 DET 33	1	11
	HU 2 DET 33	2	11
ABD KEARSGE	VAW 11 DET R	5	21
	VS 21	11	21
	VS 29	11	21
	HS 6	16	21
ABD KTY HAWK	VA 113	13	21
	VA 115	11	21
	VF 142	12	21
	VAH 13	13	21
	VFP 63 DET C	2	21
	HU 1 DET C	2	21
ABD LOS ANGE	D 1 UNT 2862	1	21
ABD LSD 32	HMRL 262 SUB 2	6	19
ABD LST 1158	D 1 UNT 2962	1	21
ABD MIDWAY	VA 23	11	21
	VF 24	14	21
	VA 22	12	21
	VF 21	13	21
	VA 25	12	21
	VAH 8	9	21
	HU 1 D 1 UNT A	3	21
ABD MTMCKNLY	HU 4 DET 94	1	11
ABD NPT. NEWS	HU 2 DET 25	1	11
ABD NOHAMPTN	HU 4 DET 16	1	11
ABD POCONO	HU 4 DET 92	1	11
ABD RANDOLPH	VAW 12 DET 36	4	11
	VS 24	13	11
	VS 27	12	11
	VS 26	10	11
	VS 36	10	11
	HS 7	17	11
ABD RANGER	VF 91	13	21
	VF 92	13	21
	VA 93	12	21
	VA 94	13	21
	VA 95	12	21
	VAH 6	12	21
	VFP 63 DET M	3	21
	VAW 11 DET M	5	21
	VAW 13 DET M	2	21
	HU 1 D 1 UNT M	2	21
ABD RICHARD	VAH 4 E	3	21
	VF 191	10	21
	VA 192	12	21
	VF 193	11	21
	VA 195	12	21
	VA 196	12	21
	VAW 11 DET E	3	21
	VAW 13 DET E	2	21
	HU 1 D 1 UNT E	2	21
ABD SARATOGA	VFP 62 DET 43	2	11
ABD SHANGRLA	HU 2 DET 44	2	11
ABD SPRNGFLD	HU 2 DET 22	1	11
ABD ST PAUL	HU 1 D 1 UNT 5	1	21
ABD STATN IS	HU 1 DET H	2	21
ABD THETS BY	HMRL 261	23	29
ABD TICNDRGA	VF 51	11	21
	VA 52	12	21
	VF 53	12	21
	VA 55	11	21
	VA 56	12	21
	VAH 4 B	3	21
	VAW 11 DET B	3	21
	HU 1 D 1 UNT B	2	21
ABD WASP	HU 2 DET 48	1	11
ABD WESTWIND	HU 4 DET 74	2	11
ABD YORKTOWN	VAW 11 DET T	4	21
	VS 23	11	21
	VS 25	11	21
	HS 4	16	21
ADAK	NAVSTA 17 ND	2	21
AGANA	VAP 61	11	21
	VAP 61 DET B	3	21
	VW 1	8	21
	NAS	6	21
AKRON	BWR AKRON	1	31
ALAMEDA	VAW 13	11	21
	VP 9	13	21
	VP 19	13	21
	VR 21 DET	8	21
	NAS ALAMEDA	43	21
	CVA 61 RANGER	1	21
	CVA 31 RICHARD	1	21
	CVA 14 TCNDRGA	1	21
	CVA 34 ORISKNY	1	21
	CVA 41 MIDWAY	1	21
	CVA 43 CRL SEA	1	21
	CVA 63 KITTYHW	1	21
	NAS 12 NAV DST	26	31
	NARTU	66	50
	O&R BUWEPS FR	79	88
ANACOSTIA	NAS ANACOSTIA	79	31
	HQ MC FLT SECT	15	39
	NARTU	34	50
	NAS RDT&E	1	70
ANNAPOLIS	NAF ANNAPOLIS	9	31
ARGENTIA	VP 21	13	11
	VW 11	11	11
	VW 13	10	11
	NAVSTA	5	11
	FLYING CLUB	1	88
ATLANTA	NAS NART	26	50
ATSUGI	VAP 61 DET E	3	21
	VFP 63 DET A	3	21
	VAW 11 DET A	3	21
	VAW 13 DET A	2	21
	VQ 1	15	21
	HU 1 DET 1	2	21
	VR 21 DET	9	21
	H&MS 11	6	29
	VMF 312	20	29
	VMF 314	26	29
	VMF 531	24	29
	VU 5	11	21
	NAS	31	21
	FAWPRA	53	21
AUSTRALIA	ATT CANBERRA	1	21
BALTIMORE	BWR BALTIMORE	1	31
	BWR RDT&E	4	70
BARRERS PNT	VP 6	15	21
	VP 22	11	21
	AEWBARRONPAC	35	21
	VR 21	13	21
	VU 1	37	21
	NAS 14 NAVDST	36	21
BEAUFORT	H&MS 32	8	19
	VMF 122	26	19
	VMF 235	20	19
	VMF 251	26	19
	VMF 333	23	19
	VMA 331	21	19
	MCAS	6	39
	POOL BUWEPS FR	1	88
BERMUDA	VP 45	14	11
	VP 49	13	11
	NAVSTA	1	11
BETHPAGE	BWR RDT&E	20	70
	BWR FR	22	88
BLOOMFIELD	BWR RDT&E	17	70
	BWRR FR	8	88
BOSTON	CVS 18 WASP	2	11
	ONR	1	70
BRAZIL	MISSION RIO DJ	1	11
BREMERTON	CVS 12 HORNET	1	21
	CVS 10 YORKTWN	1	21
BRUNSWICK	VP 7	13	11
	VP 10	13	11
	VP 11	13	11
	VP 23	13	11
	NAS 1 NAV DST	5	31
BUENOS AIRES	NAV ADV GROUP	1	11
BUFFALO	BWR BUFFALO	1	31
	BWR RDT&E	1	70
BURBANK	BWR BURBANK	1	31
	BWR RDT&E	5	70
	BWR FR	31	88
CAMP PENDLET	VMO 6	21	29
CECIL FIELD	VF 14	13	11
	VF 11	12	11
	VA 12	15	11
	VA 15	12	11
	VA 172	13	11
	VF 31	19	11
	VF 32	15	11
	VA 34	17	11
	VA 35	13	11
	VA 36	12	11
	VF 174	45	11
	VA 46	12	11
	VF 13	18	11
	VF 62	19	11
	VA 106	12	11
	VA 176	13	11
	VF 131	1	11
	VA 163	14	11
	VA 164	13	11
	VF 161	12	11
	VFP 62	19	11
	NAS CECIL FLD	12	11
	NAS 6 NAV DST	9	31
CHASE	NAAS NAATC	7	43
	TRARON 24	45	43
	TRARON 25	43	43
	TRARON 26	34	43
	POOL BUWEPS FR	1	88
CHERRY POINT	MARS 27	16	19
	H&MS 14	25	19
	H&MS 24	4	19
	VMF 114	25	19
	VMF 115	20	19
	VMA 224	20	19
	VMA 225	21	19
	VMA 533	23	19
	VMCJ 2	17	19
	VMR/VMGR 252	20	19
	VMR 353	9	19
	VMT 1	22	19
	MCAS SO&ES	10	39
	O&R BUWEPS FR	88	88

DECLASSIFIED

CONFIDENTIAL

TOTAL PROGRAM AND NON-PROGRAM AIRCRAFT

TABLE 4 LOCATION OF AIRCRAFT INVENTORY BY ORGANIZATIONAL UNIT

LOCATION	UNIT	NO. OF A/C	COM-MAND
CHILE	MISSION VLPRSO	1	11
CHINA LAKE	VX 5	12	21
	NAF 11 NAV DST	3	31
	NAF RDT&E	44	70
	VX 5	1	70
CLEVELAND	NASA	1	70
COLOMBIA	MISSION BOGOTA	1	11
COLORADO SPR	COMNAVCONAD	2	31
COLUMBUS	BWR COLUMBUS	2	31
	BWR RDT&E	14	70
	BWR FR	21	88
CRPS CHRISTI	TRARON 28	57	43
	TRARON 29	12	43
	TRARON 30	34	43
	TRARON 31	20	43
	NAS NAATC	15	43
	POOL BUWEPS FR	1	88
	FLYING CLUB	1	88
CUBI PNT	VAW 13 DET B	2	21
	VU 5 DET A	4	21
	NAS CUBI PNT	10	21
DAHLGREN	NWL	1	31
DALLAS	NAS NART	53	50
	BWR RDT&E	7	70
	BWR FR	47	88
DENVER	NAVCRUIT STA	1	31
DHAHRAN AFB	HDQTRS CMEF	1	11
ECUADOR	MISSION QUITO	1	11
EDWARDS AFB	NLO	2	70
	FED AVN AGENCY	48	88
	LAKE CEN AIRLN	3	88
	NO CEN AIRLNS	2	88
	OZARK AIR INC	2	88
	U S ARMY	12	88
	USAF	4	88
EST HARTFORD	BWR EST HRTFRD	1	31
	BWR FR	34	88
EGYPT	ATT CAIRO	1	11
EL CENTRO	US NAV PAR FAC	2	31
	NPF	9	70
EL SEGUNDO	BWR EL SEGUNDO	1	31
	BWR RDT&E	9	70
	BWR FR	10	88
EL TORO	H&MS 15	10	29
	MARS 37	11	29
	H&MS 33	7	29
	VMF 32[illegible]	14	29
	VMF 334	20	29
	VMF 451	20	29
	VMF 513	20	29
	VMF 542	21	29
	VMA 121	19	29
	VMA 211	21	29
	VMA 223	17	29
	VMCJ 3	23	29
	VMGR 352	12	29
	HMRL 363	23	29
	H&HS AFMFPAC	6	29
	VMT 2	26	29
	MCAS SO&ES	12	39
ELLYSON FLD	HT 8	55	41
FALLON	NAAS 12 NAVDST	5	31
FUTEMA	H&MS 16	4	29
	HMRL 362	24	29
GLENVIEW	NAS NAPT	66	50
GLYNCO	NAS	5	44
	NAVCICOFFSCOL	58	44
GREECE	ATT ATHENS	1	11
GROSSE ILE	NAS NART	42	50
GTMO BAY	VU 10	12	11
	NAS GTMO BAY	7	11
HAITI	MISSION PTAUPR	1	11
INDIA	ATT NEW DELHI	1	11
INDIANAPOLIS	AVIONICS FAC	1	31
INDONESIA	ATT DJAKARTA	1	21
IRAN	ATT TEHRAN	1	11
IWAKUNI	VP 28	12	21
	VP 50	12	21
	MARS 17	17	29
	H&MS 12	11	29
	VMA 311	24	29
	VMA 324	18	29
	VMCJ 1	18	29
	VMR 253	20	29
	NAMD TWAKUNI	4	21
JACKSONVILLE	VA 165	11	11
	VAP 62	12	11
	VP 5	13	11
	VP 16	12	11
	VP 30	23	11
	VU 10 DET	2	11
	NAS JAX	12	11
	NAS 6 NAV DST	18	31
	NARTU	38	50
	O&R BUWEPS FR	186	88
JOHNSVILLE	NAS 4 NAV DST	7	31
	NADC	20	70
	FLYING CLUB	2	88
KANEOHE	H&MS 13	10	29
	VMF 232	21	29
	VMA 212	9	29
	VMA 214	18	29
	HMRL 161	13	29
	MCAS 14 ND	8	29
	DET	4	31
KEFLAVIK	VP 26 DET 13	2	11
	NAVSTA	9	11
KENT	NAF W MALLING	6	11
KEY WEST	VF 101	35	11
	VS 30	15	11
	HS 1	18	11
	VX 1	15	11
	NAS 6 NAV DST	5	31
KINGSVILLE	NAAS NAATC	7	43
	TRARON 21	46	43
	TRARON 22	46	43
	TRARON 23	35	43
KIRTLAND AFB	NWEF	1	31
	NWEF	10	70
KODIAK	VP 2	12	21
	NAVSTA 17 ND	3	21
KWAJALEIN	PMR FAC	5	21
LAJES	NAF	1	11
LAKEHURST	HU 2	16	11
	HU 4	20	11
	NAS 4 NAV DST	7	31
	NATECHTRAU	1	44
	NARTU	13	50
	NATFSI	9	70
	NAS	3	70
	O&R BUWEPS FR	11	88
	FLYING CLUB	1	88
LEMOORE	VA 125	60	21
	DET A	21	21
	VA 153	15	21
	VA 155	15	21
	NAS 12 NAVDST	4	31
LITCHFLD PRK	NAF LITCHFLD	1	21
	NAF 11 NAV DST	2	31
	STORAGE FACLTY	2098	88
LONG BEACH	CVS 33 KEPSRGE	1	21
LOS ALAMITOS	NAS NART	79	50
LOS ANGELES	CVA 16 LEXIGTN	2	21
MAYPORT	CVA 38 SHANGRL	1	11
	CVA 42 FDR	1	11
	CVA 60 SARATOG	1	11
	NAVSTA	2	31
MEMPHIS	NAS	18	44
	NARTU	33	50
MERIDIAN	TRARON 7	94	41
	NAS NABTC	7	41
MEXICO	ATT MEXICO CTY	1	11
MIDWAY	NAVSTA 14 ND	4	21
MINNEAPOLIS	NAS NART	42	50
MIRAMAR	VF 111	14	21
	VA 112	12	21
	VF 114	6	21
	VF 121	57	21
	VF 124	43	21
	VA 126	38	21
	VF 141	14	21
	VA 144	17	21
	VA 145	13	21
	VA 146	17	21
	VF 151	15	21
	VF 154	18	21
	VF 211	18	21
	VF 213	18	21
	VFP 63	25	21
	NAS MIRAMAR	14	21
	NAS 11 NAV DST	13	31
MOFFETT FLD	VA 122	34	21
	VA 152	12	21
	VA 212	15	21
	VA 215	13	21
	VA 216	18	21
	NAS MOFFETT	2	21
	NAS 12 NAV DST	8	31
	NASA	1	70
MONTEREY	NAF 12 NAVDST	44	31
MORTON	BWR RDT&E	1	70
NAHA	VP 4	13	21
	VU 5 DET B	12	21
	NAF	5	21
NAPLES	VR 24 DET	7	11
	NAF	14	11
NEW IBERIA	NAAS NAATC	4	43
	TRARON 27	50	43
	POOL BUWEPS FR	1	88
NEW ORLEANS	NAS NART	33	50
	FLYING CLUB	1	88
NEWPORT	CVS 39 CHMPLAN	1	11
NEW RIV JAX	H&MS 26	2	19
	HMRL 162	23	19
	HMRL 264	20	19
	HMRL 262	14	19
	VMO 1	19	19
	MCAF	5	39
	FLYING CLUB	1	88
NEW YORK	CVA 64 CONSTEL	1	11
	NAS NART	64	50

CONFIDENTIAL

TOTAL PROGRAM AND NON-PROGRAM AIRCRAFT

DECLASSIFIED

TABLE 4 LOCATION OF AIRCRAFT INVENTORY BY ORGANIZATIONAL UNIT

LOCATION	UNIT	NO. OF A/C	COMMAND
NORFOLK	HS 3	7	11
	VP 24	13	11
	VP 44	12	11
	VP 56	14	11
	HU 2 DET 1	5	11
	VRC 40	13	11
	NAS NORFOLK	8	11
	CVA 11 INTREPD	1	11
	CVS15 RANDOLPH	2	11
	LPH 4 BOXER	1	11
	CVA 59 FORSTAL	1	11
	CVA 62 INDPEND	3	11
	CVA 65 ENTERPR	1	11
	HS FMFLNT	6	19
	NAS 5 NAV DST	46	31
	NARTU	19	50
	O&R BUWEPS FR	275	88
NORWAY	ATT OSLO	1	11
OCEANA	VA 43	67	11
	DET A	18	11
	VA 42	18	11
	VA 44	88	11
	VF 102	14	11
	VA 64	4	11
	VF 74	7	11
	VA 81	12	11
	VF 103	11	11
	VA 83	13	11
	VA 85	12	11
	VU 2	15	11
	VU 4	15	11
	NAS 5 NAV DST	14	31
	POOL BUWEPS FR	1	88
OKINAWA	MCAF FUTEMA	2	29
OLATHE	NATECHTRAU	16	44
	NAS NART	25	50
PANAMA	COM FIFTEEN	1	11
PANAMA CITY	MINEDEFDEVU	3	70
PT HUENEME	LPH 5 PRINCETN	2	21
PTXNT RIVER	VP 8	15	11
	AEWTRAUNIT	8	11
	VR 1	14	11
	NAS PTXNT RIV	13	31
	NATC RDT&E	100	70
PEARL HARBOR	NAS 14 NAVDST	1	21
PENSACOLA	CVS 36 ANTETAM	1	11
	NAS NABTC	85	41
	TRARON 4	65	41
	NATECHTRAU	10	44
	O&R BUWEPS FR	301	88
	FLYING CLUB	1	88
PERU	MISSION LIMA	1	11
PHILADELPHIA	NATECHTRAU	1	44
	NAMC	3	70
PNT ARGUELLO	NMF	4	31
POINT MUGU	VX 4	13	21
	PAC MISSLE RNG	73	31
	NAS 11 NAV DST	10	31
	USNMC RDT&E	19	70
PORT LYAUTEY	VAP 62 DET 24	1	11
	VR 24	12	11
	NAS	5	11
PORT WASHNGT	NTDC	1	31
QUANTICO	HMX 1	24	39
	MCAS AES 12	16	39
	MCAS AES 12	2	70
QUONSET PNT	VAW 12	29	11
	VAW 33	33	11
	VS 34	12	11
	VS 39	12	11
	HS 9	14	11
	VS 22	12	11
	VS 32	13	11
	HS 5	16	11
	VS 28	12	11
	VS 31	10	11
	HS 11	14	11
	VX 6	20	11
	VU 2 DET A	3	11
	NAS	2	11
	CVS 9 ESSEX	1	11
	NAS 1 NAV DST	29	31
	NATU	4	70
	O&R BUWEPS FR	129	88
REAM FIELD	HS 8	20	21
	HS 2	14	21
	HS 10	9	21
	HU 1	22	21
	NAAS 11 NAVDST	1	31
ROOSEVLT RDS	VW 4	8	11
	VMA 242	30	19
	VU 8	29	11
	NAVSTA	6	11
ROTA	VQ 2	15	11
	VP 26	9	11
	NAVSTA	20	11
	FLYING CLUB	1	88
SAN DIEGO	VAW 11	33	21
	VFAW 3	32	21
	VS 33	14	21
	VS 38	14	21
	VS 35	10	21
	VS 37	11	21
	VS 41	13	21
	VP 46	10	21
	VP 42	11	21
	VP 48	11	21
	VP 31	20	21
	VU 3	13	21
	VU 7	36	21
	NAS NORTH ISL	18	21
	CVS 20 BENNING	1	21
	CVA 19 HANCOCK	1	21
	NAS 11 NAV DST	31	31
	O&R BUWEPS FR	184	88
SANFORD	VAH 11	6	11
	VAH 9	16	11
	VAH 3	32	11
	VAH 7	6	11
	VAH 5	12	11
	NAS 6 NAV DST	7	31
SANGLEY PNT	VP 40	10	21
	NAVSTA	6	21
SAN JUAN	FLYING CLUB	1	88
SANTA ANA	HMRL 163	21	29
	HMRL 361	21	29
	HMRM 462	13	29
SAUFLEY FLD	NAAS NABTC	11	41
	TRARON 1	107	41
	TRARON 5	42	41
SCHENECTADY	INSMAT	1	70
SEOUL	COMNAVFORKOREA	2	21
SEATTLE	NAS NART	41	50
SIGONELLA	VP 18	11	11
	NAF	4	11
SO WEYMOUTH	NADU	2	31
	NAS NART	48	50
	NADW	12	70
	FLYING CLUB	1	88
SO AFRICA	ATT PRETORIA	1	11
ST LOUIS	BWR ST LOUIS	1	31
	BWR RDT&E	7	70
	BWR FR	24	88
STRATFORD	BWR RDT&E	9	70
	BWR FR	13	88
SUKIRON	VMO 2	21	29
TETERBORO	BWR TETERBORO	1	31
TAIWAN	COMUSTDC	1	21
	DET A 7TH FLT	1	21
	MAAG REP CHINA	2	21
THAILAND	NAVSEC JUSMAG	1	21
TRINIDAD	NAVSTA	1	11
TULSA	O&R BUWEPS FR	17	88
TURKEY	MISSION ANKARA	1	11
VENZUELA	MISSION CARACA	1	11
VIETNAM	MAAG SAIGON	1	21
WALTHAM	BWR	6	70
W PALM BEACH	BWR FR	6	88
WHDBY ISLAND	VAH 4	10	21
	VAH 123	20	21
	VAH 2	16	21
	VAH 10	1	21
	VP 1	18	21
	VP 17	14	21
	VP 47	10	21
	NAS 13 NAV DST	11	31
WHITING FLD	NAAS NABTC	4	41
	TRARON 2	157	41
	TRARON 3	133	41
	TRARON 6	23	41
	FLYING CLUB	1	88
WILLOW GROVE	NAS NART	55	50
WRGT PAT AFB	BWFLTRREP CEN	2	31
YOKOSUKA	COMNAVFORJAPAN	1	21
YUMA	MCAAS	7	39
	ARTIC RES LAB	1	88
	BLATZ AIRLINES	1	88
	CEN AIRLNE INC	3	88
	DEPT OF AGRI	2	88
	DEPT OF INT	1	88
	DEPT OF JUSTCE	2	88
		11668	

DECLASSIFIED CONFIDENTIAL

SECTION II
AIRCRAFT INVENTORY, END OF MONTH

PROGRAM AND NON-PROGRAM AIRCRAFT

TABLE PAGE

5...MAJOR PROGRAM CLASSIFICATION BY COMBAT AND NON-COMBAT TYPE AIRCRAFT 69

6...STATUS DISTRIBUTION BY CLASS AND COMMAND 70

7...STATUS DISTRIBUTION, 1951 TO DATE 71

8...NON-PROGRAM AIRCRAFT, STATUS DISTRIBUTION BY MODEL 72

9...PROGRAM AIRCRAFT, TYPE OF ORGANIZATIONAL UNIT BY CLASS 74

10...PROGRAM AIRCRAFT, ATLANTIC FLEET, TYPE OF ORGANIZATIONAL UNIT BY CLASS 76

11...PROGRAM AIRCRAFT, PACIFIC FLEET, TYPE OF ORGANIZATIONAL UNIT BY CLASS 77

SPECIAL TABLES

12...MAN-CARRYING DRONES BY COMMAND AND STATUS DISTRIBUTION BY MODEL 78

13...AIRCRAFT ON LOAN TO NAVY 78

CHARTS

1...AIRCRAFT INVENTORY AND PLANNED ASSIGNMENT DATA 67

2...MONTH-END INVENTORY OF PROGRAM AIRCRAFT BY STATUS, JUNE 1957 TO DATE 69

3...TOTAL NAVY PROGRAM AIRCRAFT BY ORGANIZATIONAL UNITS 75

CONFIDENTIAL

CONFIDENTIAL

STATUS OF NAVY AIRCRAFT INVENTORY

SCOPE OF SECTION II

Navy aircraft "inventory" is comprised of all aircraft which have been accepted, but not stricken, by the Navy. An aircraft is accepted when legal custody is assumed by the Navy, and is stricken when officially separated from Navy custody by the signature of the Deputy Chief of Naval Operations (Air) to the monthly notice "Separations From and Reinstatements To the Navy list of aircraft".

Navy aircraft are presented under three basic classifications: STATUS, KIND OR CLASS and CONFIGURATION, and CUSTODY. "Status" refers to the classification of the functional employment or condition of aircraft; that is, generally, either undergoing, awaiting, or enroute to either operating, standard rework, special rework, storage, final disposition, or evaluation to determine next action. "Kind or Class and Configuration" refers to physical characteristics; as to general mission purpose of Navy aircraft design, e.g., fighter, attack, patrol, transport, etc. "Sub-Class" refers to the next lower level of classification into more specific mission purpose of design, e.g., all-weather, photographic, etc. "Custody" refers to organizational location; that is, administrative control of assignment, pipeline, and employment of aircraft; and, responsibility to account for and otherwise provide information about aircraft.

Included in Section II are selected inventory statistics for all Navy aircraft except guided missiles. (Aircraft on loan to Navy are included in table 13, but are excluded from all others in Section II.) Succeeding tables and listings represent successive breakdowns, in varying degree of detail, of current TOTAL INVENTORY.

GLOSSARY OF TERMS (AIRCRAFT)

TOTAL INVENTORY - Comprises all man-carrying Naval aircraft (including man-carrying drones) in the custody of all Navy and Marine organizations and units which have been accepted but not yet stricken. Total inventory may be divided into Program and Non-Program categories.

PROGRAM AIRCRAFT - Comprise all production aircraft in the physical custody of Navy and Marine units for which current or future operation within an authorized allowance is intended or can reasonably be expected. Stated differently, the program category includes operating, pipeline and reserve stock aircraft.

NON-PROGRAM AIRCRAFT - Comprise all aircraft of project development and service test (BIS) configuration, target drones (man-carrying), aircraft retired but not yet stricken (including contingency reserve), and aircraft on loan or on bailment contracts.

OPERATIONAL AIRCRAFT - This grouping includes all program aircraft in the controlling custody of the operating commands (COMNAVAIRLANT, COMNAVAIRPAC, CNATRA, CNARESTRA, NABS, and BUWEPS RDT&E) i.e., operating and operational pool aircraft.

OPERATING AIRCRAFT - are those aircraft in the custody of designated units for flight in performance of a Navy mission therefor, in accordance with, and in direct assignment against OPNAV planned operating assignments. Operating aircraft may be further classified by primary mission of unit having custody - "Combat", "Direct Combat Support", "Indirect Combat Support", "Air Training" and "Reserve (USNR-USMCR) Training".

PIPELINE - Comprise aircraft in the Non-Operational Support and Operational Pool categories (see below).

OPERATIONAL POOL AIRCRAFT - are non-operating aircraft in custody of the operating command, i.e., pipeline aircraft in support of the operating program. Pool aircraft are often further classified as between "Ready For Issue" (those new or newly reworked aircraft awaiting issue to an operating unit) and "Not Ready For Issue" (aircraft in process of rework or return to BUWEPS).

NON-OPERATIONAL SUPPORT - aircraft are those in custody of BUWEPS (Fleet Readiness) for purposes of rework.

RESERVE STOCK - are program aircraft in the controlling custody of BUWEPS (FR) which are not currently and actively engaged in any of the various logistic processes (i.e., in, awaiting or enroute to operating or to rework) required in normal transition through standard service life.

CONTINGENCY RESERVE - aircraft are those which have been retired from the program inventory as a consequence of completion of standard service life but which have been retained in the inventory to alleviate mobilization deficiencies. Only those aircraft are retained in contingency reserve for which spare part support is available for at least one more Standard Rework and one more service tour/period.

ACTIVE AIRCRAFT - Operating aircraft and aircraft currently engaged in logistic support of operating aircraft.

INACTIVE AIRCRAFT - Non-program and Reserve Stock aircraft.

DECLASSIFIED

CHART 1

AIRCRAFT INVENTORY AND PLANNED ASSIGNMENT DATA

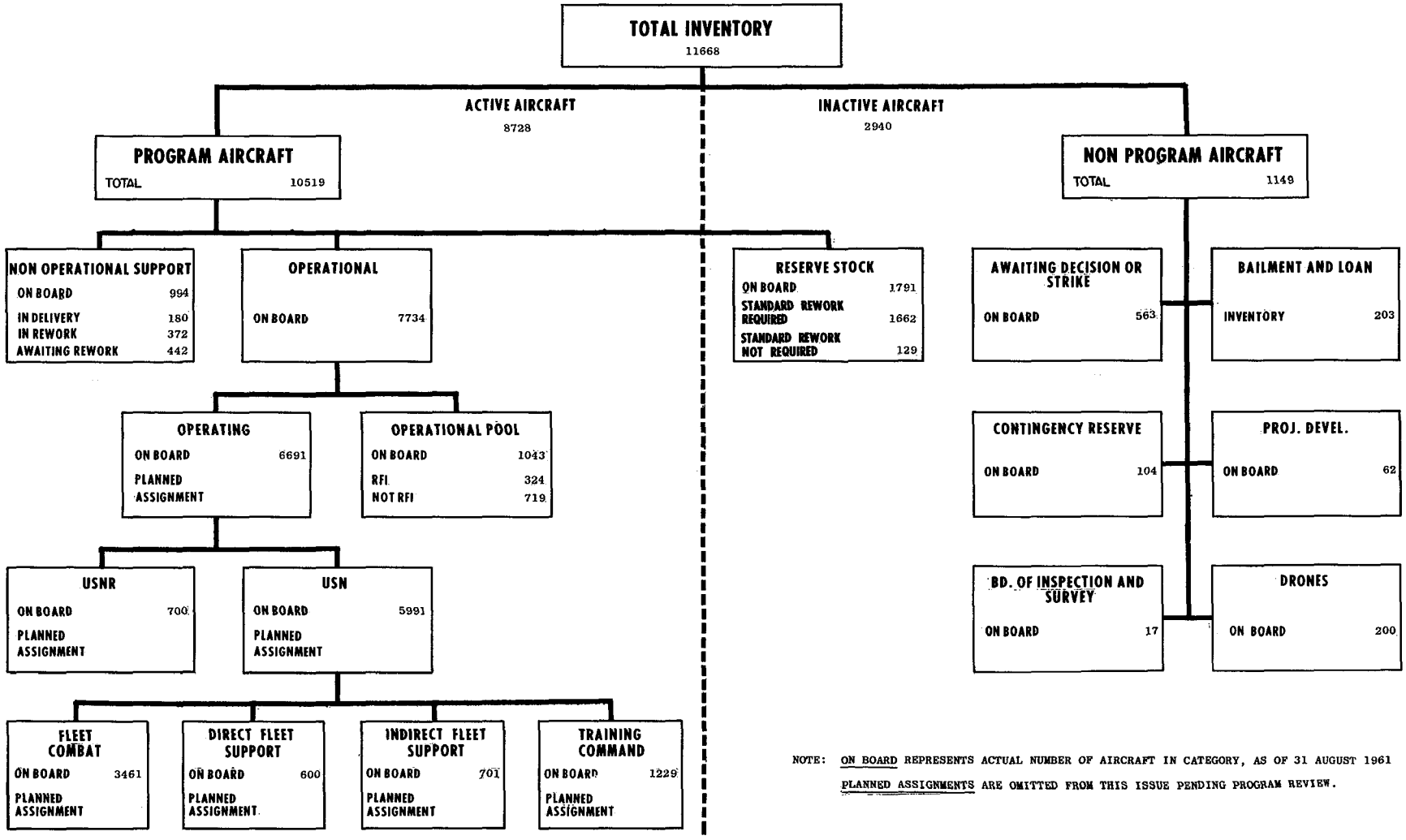

NOTE: ON BOARD REPRESENTS ACTUAL NUMBER OF AIRCRAFT IN CATEGORY, AS OF 31 AUGUST 1961

PLANNED ASSIGNMENTS ARE OMITTED FROM THIS ISSUE PENDING PROGRAM REVIEW.

DECLASSIFIED

CONFIDENTIAL

DECLASSIFIED [redacted]

TOTAL AIRCRAFT INVENTORY

TABLE 5

MAJOR PROGRAM CLASSIFICATIONS BY COMBAT AND NON-COMBAT AIRCRAFT

PROGRAM AND NON-PROGRAM

PROGRAM CLASSIFICATION	31 AUGUST 1961					31 JULY 1961				
	GRAND TOTAL	HEAVIER-THAN-AIR			LIGHTER THAN AIR	GRAND TOTAL	HEAVIER-THAN-AIR			LIGHTER THAN AIR
		TOTAL	COMBAT TYPE	NON-COMBAT TYPE			TOTAL	COMBAT TYPE	NON-COMBAT TYPE	
TOTAL INVENTORY	11,668	11,654	7,709	3,945	14	11,658	11,644	7,691	3,953	14
PROGRAM AIRCRAFT	10,519	10,505	6,829	3,676	14	10,507	10,493	6,791	3,702	14
Operational	7,734	7,731	5,243	2,488	3	7,735	7,732	5,221	2,511	3
Operating	6,691	6,688	4,366	2,322	3	6,641	6,638	4,299	2,339	3
U. S. Navy	5,991	5,988	3,850	2,138	3	5,950	5,947	3,788	2,159	3
U. S. Navy Reserve	700	700	516	184	-	691	691	511	180	-
Operational Pools	1,043	1,043	877	166	-	1,094	1,094	922	172	-
RFI	324	324	284	40	-	378	378	324	54	-
Not RFI	719	719	593	126	-	716	716	598	118	-
Non-Operational Support	994	994	638	356	-	997	997	625	372	-
Delivery	180	180	136	44	-	195	195	146	49	-
Rework	372	372	204	168	-	375	375	185	190	-
Awaiting Rework	442	442	298	144	-	427	427	294	133	-
Reserve Stock	1,791	1,780	948	832	11	1,775	1,764	945	819	11
Overhaul Required	1,662	1,657	911	746	5	1,693	1,688	910	778	5
Overhaul Not Required	129	123	37	86	6	82	76	35	41	6
NON-PROGRAM AIRCRAFT	1,149	1,149	880	269	-	1,151	1,151	900	251	-
Awaiting Decision or Strike	563	563	446	117	-	564	564	449	115	-
Contingency Reserve	104	104	65	39	-	91	91	63	28	-
Project Development	62	62	55	7	-	65	65	58	7	-
Bailment and Loan	203	203	97	106	-	209	209	108	101	-
Board of Inspection and Survey.	17	17	17	-	-	19	19	19	-	-
Drones	200	200	200	-	-	203	203	203	-	-

CHART 2

TOTAL PROGRAM AIRCRAFT BY STATUS

30 JUNE 1957 TO DATE

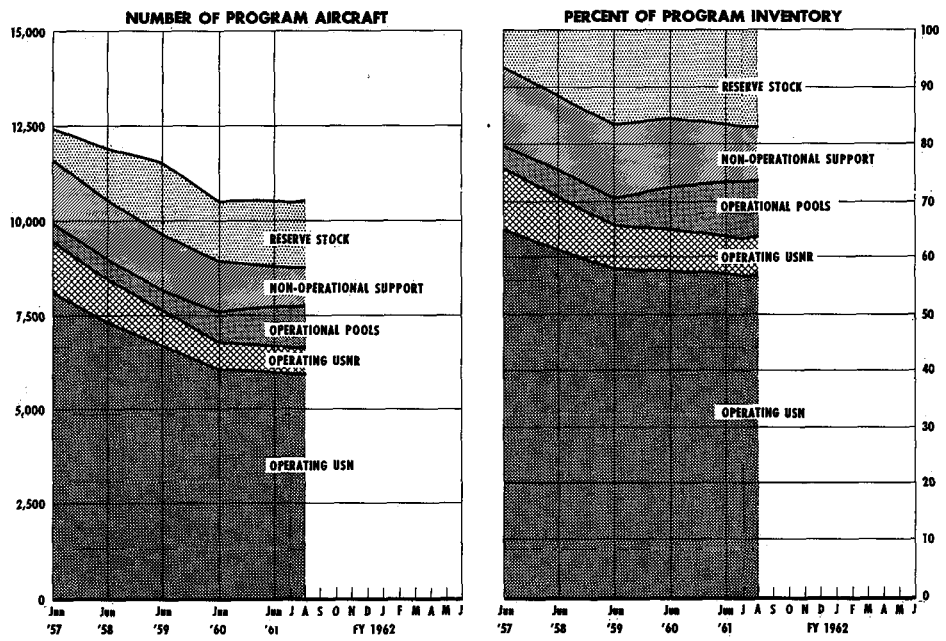

[redacted]

TABLE 6

DECLASSIFIED

TOTAL AIRCRAFT INVENTORY
STATUS DISTRIBUTION BY CLASS & COMMAND
PROGRAM & NON-PROGRAM

CLASS AND COMMAND	GRAND TOTAL	PROGRAM								NON - PROGRAM						
		TOTAL	OPERATIONAL			NON-OPERATIONAL SUPPORT			RESERVE STOCK	TOTAL	AWTG. DECISION OR STRIKE	CONTINGENCY RESERVE	PROJECT DEVELOPMENT	BAILMENT & LOAN	BOARD OF INSPECTION & SURVEY	DRONES
				PIPELINE												
				OPT'L POOL												
			OPERATING	RFI	NOT RFI	IN DELIVERY	IN REWORK	AWTG. REWORK								
TOTAL	11,668	10,519	6,691	324	719	180	372	442	1,791	1,149	563	104	62	203	17	200
Fighter	2,679	2,171	1,258	70	209	26	40	111	457	508	415	28	27	29	9	-
VF(FB)	2,498	2,001	1,176	68	191	26	40	110	390	497	409	28	25	26	9	-
VF(P)	181	170	82	2	18	-	-	1	67	11	6	-	2	3	-	-
Attack	2,104	2,026	1,341	122	200	27	71	70	195	78	7	20	21	27	3	-
VA(L)JET	1,098	1,081	779	114	153	6	9	17	3	17	-	-	13	4	-	-
VA(M)JET	6	-	-	-	-	-	-	-	-	6	-	-	-	6	-	-
VA(H)JET	185	163	130	-	24	2	5	2	-	22	-	-	6	13	3	-
VA(P)JET	29	27	17	-	8	-	1	1	-	2	-	-	1	1	-	-
VA(Q)JET	25	22	17	-	5	-	-	-	-	3	-	-	1	2	-	-
VA(QM)JET	29	29	23	-	2	1	1	2	-	-	-	-	-	-	-	-
VA(LP)PROP	732	704	375	8	8	18	55	48	192	28	7	20	-	1	-	-
Anti-Submarine	666	644	491	27	64	4	6	10	42	22	16	-	1	5	-	-
VS	666	644	491	27	64	4	6	10	42	22	16	-	1	5	-	-
Patrol	752	731	470	35	47	15	28	6	130	21	1	13	2	5	-	-
VP(L)	554	534	380	29	41	9	26	6	43	20	1	13	2	4	-	-
VP(S)	198	197	90	6	6	6	2	-	87	1	-	-	-	1	-	-
Warning	377	362	176	9	30	2	8	16	121	15	6	4	1	4	-	-
VW(M)	237	223	98	4	14	2	7	16	82	14	6	4	-	4	-	-
VW(H)	140	139	78	5	16	-	1	-	39	1	-	-	1	-	-	-
Transport	570	526	400	13	24	8	44	3	34	44	-	-	1	43	-	-
VR(H)	165	165	133	3	8	3	18	-	-	-	-	-	-	-	-	-
VR(M)	327	285	204	10	5	5	26	1	34	42	-	-	1	41	-	-
VR(C)	78	76	63	-	11	-	-	2	-	2	-	-	-	2	-	-
In Flight Refueler	12	12	12	-	-	-	-	-	-	-	-	-	-	-	-	-
VG	12	12	12	-	-	-	-	-	-	-	-	-	-	-	-	-
Utility	156	156	106	5	4	4	9	9	19	-	-	-	-	-	-	-
VU(L)	66	66	54	5	2	1	1	3	-	-	-	-	-	-	-	-
VU(G)	90	90	52	-	2	3	8	6	19	-	-	-	-	-	-	-
Training	2,803	2,662	1,602	18	96	27	91	81	747	141	78	-	6	57	-	-
VT(AJ)JET	353	346	297	4	28	-	-	3	14	7	2	-	3	2	-	-
VT(BJ)JET	656	647	281	10	42	-	28	11	275	9	1	-	2	6	-	-
VT(SJ)JET	56	56	33	2	2	-	1	-	18	-	-	-	-	-	-	-
VT(AP)PROP	689	612	369	-	9	5	38	8	183	77	75	-	-	2	-	-
VT(BP)PROP	645	643	463	-	15	19	13	23	110	2	-	-	-	2	-	-
VT(PP)PROP	344	328	140	2	-	3	10	36	137	16	-	-	1	15	-	-
VT(SP)PROP	60	30	19	-	-	-	1	-	10	30	-	-	-	30	-	-
Rotary Wing	1,142	1,052	736	23	35	66	66	120	6	90	13	39	3	30	5	-
HS	338	319	190	10	16	39	11	50	3	19	1	-	3	10	5	-
HL	134	131	76	-	3	3	14	33	2	3	-	-	-	3	-	-
HM	322	320	260	8	4	11	19	18	-	2	1	-	-	1	-	-
HH	38	37	27	-	-	1	6	3	-	1	-	-	-	1	-	-
HG	310	245	183	5	12	12	16	16	1	65	11	39	-	15	-	-
Airships	14	14	3	-	-	-	-	-	11	-	-	-	-	-	-	-
Z	14	14	3	-	-	-	-	-	11	-	-	-	-	-	-	-
Drones(JET)	117	92	52	2	8	-	2	14	14	25	22	-	-	3	-	-
VK(D)	117	92	52	2	8	-	2	14	14	25	22	-	-	3	-	-
Drones(PROP)	76	71	44	-	2	1	7	2	15	5	5	-	-	-	-	-
VK(D)	76	71	44	-	2	1	7	2	15	5	5	-	-	-	-	-
Drones	200	-	-	-	-	-	-	-	-	200	-	-	-	-	-	200
VK(K)	200	-	-	-	-	-	-	-	-	200	-	-	-	-	-	200
COMMAND																
LANT	2,278	2,264	1,897	165	202	-	-	-	-	14	-	-	-	-	-	14
PAC	2,631	2,631	2,186	117	328	-	-	-	-	-	-	-	-	-	-	-
NABS	607	575	553	2	20	-	-	-	-	32	-	-	-	-	-	32
NATRA	1,347	1,347	1,229	15	103	-	-	-	-	-	-	-	-	-	-	-
NART	777	777	700	23	54	-	-	-	-	-	-	-	-	-	-	-
RDT&E	346	140	126	2	12	-	-	-	-	206	-	-	62	107	17	20
BUWEPS	3,682	2,785	-	-	-	180	372	442	1,791	897	563	104	-	96	-	134

CONFIDENTIAL

DECLASSIFIED

TABLE 7

STATUS DISTRIBUTION BY CLASS & COMMAND
PROGRAM & NON-PROGRAM

CLASS AND COMMAND	GRAND TOTAL	PROGRAM								NON - PROGRAM						
		TOTAL	OPERATIONAL			NON-OPERATIONAL SUPPORT			RESERVE STOCK	TOTAL	AWTG. DECISION OR STRIKE	CONTINGENCY RESERVE	PROJECT DEVELOPMENT b/	BAILMENT & LOAN	BOARD OF INSPECTION & SURVEY	DRONES
				PIPELINE												
				OPT'L POOL a/												
			OPERATING	RFI	NOT RFI	IN DELIVERY	IN REWORK	AWTG. REWORK								
30 JUNE																
1951	13,818	13,174	7,369	797	-	610	1,053	877	2,468	644	269	-	43	46	-	286
1952	14,149	13,475	8,814	836	-	677	1,031	818	1,299	674	269	-	35	67	-	303
1953	15,280	14,012	9,946	1,167	-	685	835	675	704	1,268	574	-	33	104	-	557
1954	16,055	14,151	9,733	1,025	-	588	847	880	1,078	1,904	1,197	-	24	118	46	519
1955	17,085	14,140	9,761	667	-	612	924	857	1,319	2,945	629	1,508	18	163	46	581
1956																
31 March	17,769	13,554	9,692	488	-	539	1,063	718	1,054	4,215	2,652	590	8	200	63	702
30 June	16,400	13,003	9,687	403	-	482	981	764	686	3,397	1,722	734	9	236	57	639
30 September	15,361	12,752	9,596	365	-	369	943	745	734	2,609	803	829	8	266	56	647
31 December	14,871	12,573	9,553	382	-	391	892	618	737	2,298	494	853	8	265	60	618
1957																
31 March	14,270	12,566	9,557	417	-	380	767	604	841	1,704	272	760	7	275	53	337
30 June	14,289	12,434	9,421	492	-	362	718	624	817	1,855	333	870	5	270	46	331
30 September	13,106	12,065	9,338	180	-	348	776	444	684	1,041	218	145	5	272	43	358
31 December	13,127	12,140	9,275	100	-	373	756	422	860	987	199	150	3	252	42	341
1958																
31 March	13,168	12,214	9,039	112	390	391	758	464	1,060	954	242	150	-	223	36	303
30 June	12,832	11,924	8,424	198	373	259	764	515	1,391	908	280	56	58	226	29	259
30 September	12,346	11,629	8,415	124	412	242	678	395	1,363	717	148	4	49	230	27	259
31 December	12,346	11,659	8,147	116	455	290	661	479	1,511	687	134	4	44	237	20	248
1959																
31 March	12,295	11,607	7,657	170	452	221	690	563	1,854	688	143	9	35	235	19	247
30 June	12,373	11,597	7,562	145	462	274	617	589	1,948	776	188	14	32	212	24	306
30 September	11,991	11,296	7,277	323	498	207	624	590	1,777	695	130	27	35	197	15	291
31 December	12,054	11,257	7,064	322	456	272	552	647	1,944	797	195	44	37	182	22	317
1960																
31 March	11,945	11,174	6,726	363	519	304	542	611	2,109	771	213	23	36	181	13	305
30 June	11,553	10,472	6,759	299	514	286	515	490	1,609	1,081	481	89	35	183	12	281
30 September	11,594	10,411	6,665	364	590	294	543	405	1,550	1,183	559	98	35	200	17	274
31 December	11,641	10,515	6,748	349	614	235	423	454	1,692	1,126	575	33	33	210	23	252
1961																
31 January	11,644	10,528	6,738	340	664	199	430	459	1,698	1,116	550	60	32	205	21	248
28 February	11,650	10,495	6,723	260	743	186	410	459	1,712	1,155	577	78	30	204	25	241
31 March	11,629	10,447	6,641	296	746	182	393	458	1,731	1,182	591	76	53	206	24	232
30 April	11,627	10,441	6,626	282	775	152	422	441	1,743	1,186	599	75	57	208	21	226
31 May	11,626	10,474	6,657	292	749	174	431	445	1,726	1,152	555	94	56	212	20	215
30 June	11,649	10,502	6,682	324	715	226	415	431	1,709	1,147	566	91	57	209	17	207
31 July	11,658	10,507	6,641	378	716	195	379	427	1,775	1,151	564	91	65	209	19	203
31 August	11,668	10,519	6,691	324	719	180	372	442	1,791	1,149	563	104	62	203	17	200

a/ "RFI" and "Not RFI" not available prior to 30 September 1957.

b/ Included only experimental aircraft through 28 February 1958.

CONFIDENTIAL

DISTRIBUTION OF NON-PROGRAM AIRCRAFT BY MODEL

DECLASSIFIED

TABLE 8

CLASS & MODEL	GRAND TOTAL	AWTG. DECI-SION OR STRIKE	MAP	CONT RE-SERVE	BAIL-MENT	LOAN	PROJ. DEV.	BRD. OF INSP. & SURVEY	DRONES
TOTAL	1,149	546	17	104	103	100	62	17	200
Fighter	508	415		28	24	5	27	9	
VF(FB)	497	409		28	23	3	25	9	
F8U-2	1				1				
Y/F8U-2 ...	1						1		
F8U-2N	2				2				
Y/F8U-2N ..	4						4		
F8U-1	4				3	1			
Y/F8U-1 ...	4						4		
F11F-1	1				1				
Y/F11F-1 ..	4						4		
F9F-8	133	133							
Y/F9F-8B ..	1						1		
F9F-6	168	168							
YF4H-1	3							3	
F4H-1F	8				7	1			
Y/F4H-1F ..	1						1		
YF4H-1F ...	6							6	
F3H-2	2				2				
Y/F3H-2 ...	2						2		
F3H-2M	56	56							
F3H-2N	11	10			1				
F2H-4	22	4		18					
F2H-3	29	23		6					
FJ-4	3	2			1				
Y/FJ-4	3						3		
FJ-3	16	12		4					
F4D-1	1				1				
Y/F4D-1 ...	5						5		
YF2Y-1	1	1							
F3D-2	2				2				
F3D-2M	1				1				
F3D-1	2				1	1			
VF(P)	11	6			1	2	2		
F8U-1P	1				1				
Y/F8U-1P ..	1						1		
F9F-8P	8	6				2			
Y/F9F-8P ..	1						1		
Attack	78	7		20	27		21	3	
VA(L)JET	17				4		13		
A4D-5	2				2				
Y/A4D-2 ...	4						4		
A4D-2N	2				2				
Y/A4D-2N ..	3						3		
Y/A4D-1 ...	4						4		
Y/FJ-4B ...	2						2		
VA(M)JET	6				6				
A2F-1	6				6				
VA(H)JET	22				13		6	3	
A3J-1	10				10				
Y/A3J-1 ...	2						2		
YA3J-1	3							3	
A3D-2	2				2				
A3D-1	1				1				
Y/A3D-1 ...	4						4		
VA(P)	2				1		1		
A3D-2P	1				1				
Y/A3D-1P ..	1						1		
VA(Q)	3				2		1		
A3D-2Q	2				2				
Y/A3D-1Q ..	1						1		
VA(LP)PROP ..	28	7		20	1				
AD-5	1			1					
AD-5N	26	7		19					
AJ-1	1				1				

CLASS & MODEL	GRAND TOTAL	AWTG DECI-SION OR STRIKE	MAP	CONT. RE-SERVE	BAIL-MENT	LOAN	PROJ. DEV.	BRD. OF INSP. & SURVEY	DRONES
Anti-Submarine ..	22	1	15		5		1		
VS	22	1	15		5		1		
S2F-3	4				4				
S2F-1	17	1	15		1				
Y/S2F-1	1						1		
Patrol	21	1		13	5		2		
VP(L)	20	1		13	4		2		
P3V-1	2				2				
Y/P2V-7	1						1		
P2V-7S	1				1				
Y/P2V-5F	1						1		
P2V-5FS	1				1				
P2V-4	14	1		13					
VP(S)	1				1				
P5M-2S	1				1				
Warning	15	6		4	4		1		
VW(M)	14	6		4	4				
WF-2	1				1				
W2F-1	3				3				
AD-5W	10	6		4					
VW(H)	1						1		
Y/WV-2	1						1		
Transport	44				3	40	1		
VR(M)	42				1	40	1		
R4D-6	2					2			
R4D-6R	23				1	22			
R4D-6Z	5					5			
R4D-5	4					4			
R4D-5R	6					6			
R4D-5Z	1					1			
Y/R4Y-1	1						1		
VR(C)	2				2				
TF-1	2				2				
Training	141	76	2		6	51	6		
VT(AJ)JET	7		2		1	1	3		
F9F-8T	4		2		1	1			
Y/F9F-8T	3						3		
VT(BJ)JET	9	1			4	2	2		
T2J-1	2				2				
Y/T2J-1	2						2		
T2V-1	4				2	2			
TV-2	1	1							
VT(AP)PROP	77	75				2			
SNB-5	77	75				2			
VT(BP)PROP	2					2			
T-28B	2					2			
VT(PP)PROP	16					15	1		
T-34B	15					15			
Y/T-34B	1						1		
VT(SP)PROP	30				1	29			
R4D-6Q	8					8			
R4D-6S	14					14			
R4D-9Q	5					5			
R4D-5S	3				1	2			

DECLASSIFIED

DISTRIBUTION OF NON PROGRAM AIRCRAFT BY MODEL

TABLE 8

CLASS & MODEL	GRAND TOTAL	AWTG. DECI-SION OR STRIKE	MAP	CONT. RE-SERVE	BAIL-MENT	LOAN	PROJ. DEV.	BRD. OF INSP. & SURVEY	DRONES
Rotary Wing	90	13		39	29	1	3	5	
HS	19	1			10		3	5	
HSS-2	7				7				
YHSS-2	5							5	
HSS-1	3	1			2				
Y/HSS-1	2						2		
HSS-1N	1				1				
Y/HSS-1N ...	1						1		
HL	3				3				
HOK-1	1				1				
HTK-1	2				2				
HM	2	1			1				
HUS-1	1				1				
HO4S-3	1	1							
HH	1					1			
HR2S-1	1					1			
HG	65	11		39	15				
HU2K-1	14				14				
HUP-2	37	7		29	1				
HRS-3	14	4		10					

CLASS & MODEL	GRAND TOTAL	AWTG. DECI-SION OR STRIKE	MAP	CONT. RE-SERVE	BAIL-MENT	LOAN	PROJ. DEV.	BRD. OF INSP. & SURVEY	DRONES
Drones	30	27				3			
VK(D)JET	25	22				3			
F8U-1D	1					1			
F9F-6D	18	18							
TV-2D	4	3				1			
TV-2KD	2	1				1			
VK(D)PROP ...	5	5							
JD-1	5	5							
Drones	200								200
VK(K)	200								200
F9F-6K2 ...	32								32
F9F-6K2X ..	26								26
F9F-6K	69								69
F9F-6KX ...	61								61
F6F-5K	3								3
P4Y-2K	9								9

PROGRAM AIRCRAFT INVENTORY BY TYPE OF ORGANIZATIONAL UNIT

DECLASSIFIED

TABLE V

UNIT TYPE	TOTAL	CLASS OF AIRCRAFT													
		VF JET	VA JET	VA PROP	VS	VP	VW	VK	VR	VG	VU	VT JET	VT PROP	H	Z
TOTAL	10519	2171	1322	704	644	731	362	163	526	12	156	1049	1613	1052	14
OPERATING	6691	1258	966	375	491	470	176	96	400	12	106	611	991	736	3
PIPELINE SUPP	2037	456	353	137	111	131	65	38	92		31	131	182	310	
RESERVE STOCK	1791	457	3	192	42	130	121	29	34		19	307	440	6	11
	OPERATING UNITS														
Fleet Combat	3461	878	868	265	208	365	154		137	12	30	29	3	512	
USN	2521	580	636	263	208	365	154		69					246	
VF FB	504	504													
VA L	476		476												
VA PROP	235			235											
VAH HEAVY	128		128												
VFP PHOTO	47	45	2												
VAW (AEW)	126			28			98								
SAN DIEGO CONAD	25	25													
VA Q	16		16												
VAP PHOTO	20	6	14												
FLEET WEATHER	11						11								
VS	208				208										
HS	147													147	
VP LAND	275					275									
VP SEA	91					90			1						
VR C	16								16						
VW HEAVY	45						45								
HG	99													99	
VR TAC SUPP	52								52						
USMC	940	298	232	2					68	12	30	29	3	266	
MAW HEDRONS	68		6	2					27			29	3	1	
VMF	270	270													
VMA	203		203												
VMCJ	51	28	23												
VMR	53								41	12					
HMR	236													236	
VMO	59										30			29	
Direct Fleet Support	600	66	12	10	5	7	6	73	81		32	191	84	33	
USN	536	66	12	10	5	7	6	73	75		32	142	77	31	
OPTEVFOR	51	10	10		5	7			7			2	3	7	
VURONS	151	56		8				73	1			3	5	5	
FLEET TRAINING	161						6		7			125	23		
FLEET BASES	142			2					34		32	12	46	16	
CV & AV UTIL	31		2						26					3	
USMC	64								6			49	7	2	
FMF & FAHG	12								5			4	3		
VMT	43											43			
FLEET BASES	9								1			2	4	2	
Indirect Fleet Support	701	29	24	10	13	10	11	23	108		38	96	266	70	3
NABS & NAS	447	1		2	6	1	5	17	67		30	77	209	32	
HMX	23													23	
BWGR & BWR	13								1				12		
RDT&E	126	28	24	8	7	9	6	6	8		3	13	5	6	3
ATT & MISS	21								16		2		2	1	
USMCAS	71								16		3	6	38	8	
NATRA	1229	168		25	89	17	5		14		4	260	580	67	
BASIC	730	6		1	3				5		4	145	511	55	
ADVANCED	401	129		24	86	17			6			94	35	10	
TECHNICAL	98	33					5		3			21	34	2	
NART	700	117	62	65	176	71			60		2	35	58	54	
	NON-OPERATING UNITS														
Pipeline Support	2037	456	353	137	111	131	65	38	92		31	131	182	310	
OPTL POOLS	1043	279	306	16	91	82	39	12	37		9	88	26	58	
RFI	324	70	114	8	27	35	9	2	13		5	16	2	23	
NOT RFI	719	209	192	8	64	47	30	10	24		4	72	24	35	
NON OPTL SUPP	994	177	47	121	20	49	26	26	55		22	43	156	252	
DELIVERY	180	26	9	18	4	15	2	1	8		4		27	66	
REWORK	372	40	16	55	6	28	8	9	44		9	29	62	66	
AWTG REWORK	442	111	22	48	10	6	16	16	3		9	14	67	120	
Reserve Stock	1791	457	3	192	42	130	121	29	34		19	307	440	6	11
O/H REQUIRED	1662	450	3	168	42	125	120	29	34		19	304	357	6	5
O/H NOT REQUIRED	129	7		24		5	1					3	83		6

Chart 3

[redacted]

TYPE OF ORGANIZATIONAL UNIT

DECLASSIFIED

OPERATING INVENTORY

PLANNED ASSIGNMENT

NON-OPERATING INVENTORY

(OPERATING INVENTORY VS PLANNED ASSIGNMENT)

Planned Assignments of Chart 3 are omitted from this issue, except for NABS, pending program review.

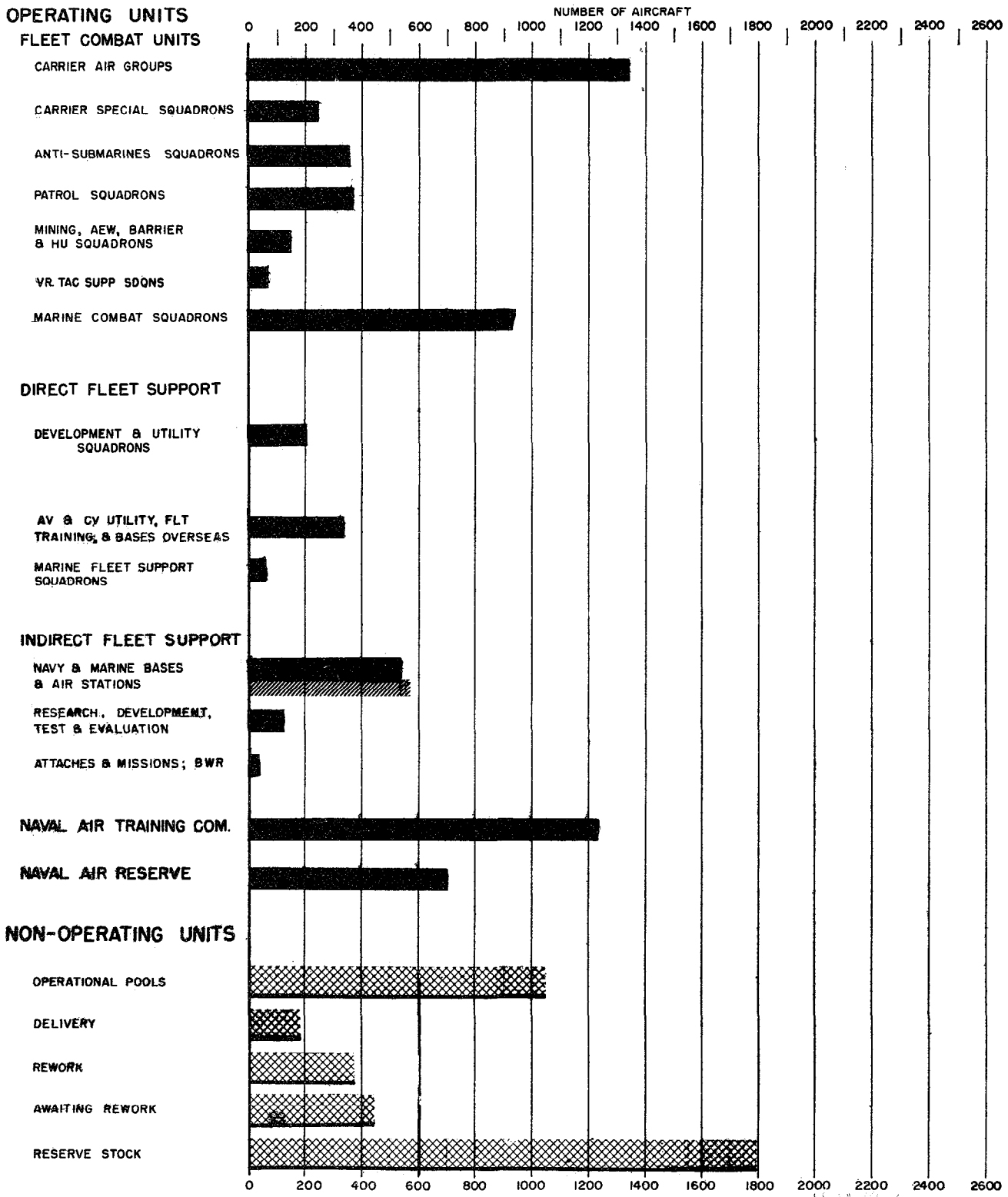

[redacted]

[redacted]

PROGRAM AIRCRAFT INVENTORY
BY TYPE OF ORGANIZATIONAL UNIT
NAVAL AIR FORCE, ATLANTIC FLEET

DECLASSIFIED

TABLE 10

UNIT TYPE	TOTAL	CLASS OF AIRCRAFT													
		VF JET	VA JET	VA PROP	VS	VP	VW	VK	VR	VG	VU	VT JET	VT PROP	H	Z
TOTAL	2264	509	536	134	138	223	96	24	149		29	104	35	287	
OPERATING	1897	411	416	127	113	188	72	20	132		23	93	35	267	
OPERATING POOLS	367	98	120	7	25	35	24	4	17		6	11		20	
Fleet Combat	1621	385	414	125	108	181	69		72		9	11		247	
USN	1238	263	314	123	108	181	69		40					140	
VF FB	242	242													
VA L	238		238												
VA PROP	112			112											
VAH HEAVY	59		59												
VFP PHOTO	21	21													
VAW (AEW)	58			11			47								
VA Q	9		9												
VAP PHOTO	8		8												
FLEET WEATHER	5						5								
VS	108				108										
HS	83													83	
VP LAND	160					160									
VP SEA	21					21									
VR C	16								16						
VW BARRIER	17						17								
HG	57													57	
VR TAC SUPP	24								24						
USMC	383	122	100	2					32		9	11		107	
MAW HEDRONS	28		6	2					9			11			
VMF	113	113													
VMA	88		88												
VMCJ	15	9	6												
VMR	23								23						
HMR	98													98	
VMO	18										9			9	
Direct Fleet Support	260	26	2	2	5	7	3	20	48		12	82	34	19	
USN	234	26	2	2	5	7	3	20	46		12	60	32	19	
OPTEVFOR	27				5	7			7				1	7	
VU	48	26						20						2	
FLEET TRAINING	79						3		4			60	12		
FLEET BASES	64			2					22		12		19	9	
CV & AV UTIL	16		2						13					1	
USMC	26								2			22	2		
FMF & FAHG	6								2			2	2		
VMT	20											20			
Indirect Fleet Support	16								12		2		1	1	
ATT & MISS	16								12		2		1	1	
OPTL Pools	367	98	120	7	25	35	24	4	17		6	11		20	
RFI	165	33	54	3	13	22	9	1	11		5	3		11	
NOT RFI	202	65	66	4	12	13	15	3	6		1	8		9	

[redacted]

CONFIDENTIAL
DECLASSIFIED

PROGRAM AIRCRAFT INVENTORY
BY TYPE OF ORGANIZATIONAL UNIT
NAVAL AIR FORCE, PACIFIC FLEET

TABLE 11

UNIT TYPE	TOTAL	CLASS OF AIRCRAFT													
		VF JET	VA JET	VA PROP	VS	VP	VW	VK	VR	VG	VU	VT JET	VT PROP	H	Z
TOTAL	2631	671	637	154	114	210	98	59	118	12	44	143	59	312	
OPERATING	2186	533	464	148	100	184	88	53	103	12	41	127	54	279	
OPERATING POOLS	445	138	173	6	14	26	10	6	15		3	16	5	33	
Fleet Combat	1840	493	454	140	100	184	85		65	12	21	18	3	265	
USN	1283	317	322	140	100	184	85		29					106	
VF FB	262	262													
VA L	238		238												
VA PROP	123			123											
VAH HEAVY	69		69												
VFP PHOTO	26	24	2												
VAW(AEW)	68			17			51								
SAN DIEGO CONAD	25	25													
VA Q	7		7												
VAP PHOTO	12	6	6												
FLEET WEATHER	6						6								
VS	100				100										
HS	64													64	
VP LAND	115					115									
VP SEA	70					69			1						
VW HEAVY	28						28								
HG	42													42	
VR TAC SUPP	28								28						
USMC	557	176	132						36	12	21	18	3	159	
MAW HEDRONS	40								18			18	3	1	
VMF	157	157													
VMA	115		115												
VMCJ	36	19	17												
VMR	30								18	12					
HMR LMH	138													138	
VMO	41										21			20	
Direct Fleet Support	340	40	10	8			3	53	33		20	109	50	14	
USN	302	40	10	8			3	53	29		20	82	45	12	
OPTEVFOR	24	10	10									2	2		
VURONS	103	30		8				53	1			3	5	3	
FLEET TRAINING	82						3		3			65	11		
FLEET BASES	78								12		20	12	27	7	
CV & AV UTIL	15								13					2	
USMC	38								4			27	5	2	
FMF & FAHG	6								3			2	1		
VMT	23											23			
FLEET BASES	9								1			2	4	2	
Indirect Fleet Support	6								5				1		
NABS & NAS	1								1						
ATT & MISS	5								4				1		
OPTL Pools	445	138	173	6	14	26	10	6	15		3	16	5	33	
RFI	117	28	58	4	8	5		1	2			1		10	
NOT RFI	328	110	115	2	6	21	10	5	13		3	15	5	23	

CONFIDENTIAL

[redacted]

MAN-CARRYING DRONES
COMMAND AND STATUS DISTRIBUTION BY MODEL

DECLASSIFIED

TABLE 12

MODEL	COMMAND						STATUS			
	GRAND TOTAL	LANT	PAC	NABS	RDT&E	BUWEPS	OPERATING	OPERAT'L. POOL	NON OPERAT'L. SUPPORT	RESERVE STOCK
TOTAL	200	14	-	32	20	134	59	7	33	101
F9F-6K2	32	9	-	6	13	4	27	1	4	-
F9F-6K2X	26	-	-	-	-	26	-	-	2	24
F9F-6K	69	5	-	17	5	42	24	3	22	20
F9F-6KX	61	-	-	-	-	61	-	-	5	56
F6F-5K	3	-	-	1	2	-	3	-	-	-
P4Y-2K	9	-	-	8	-	1	5	3	-	1

AIRCRAFT ON LOAN TO NAVY

TABLE 13

MODEL	TOTAL	CUSTODIAN	LOCATION
TOTAL	12		
B-45A	1	Research, Development, Test & Evaluation	NAF, Litchfield Park
C-45H	1	Research, Development, Test & Evaluation	BWER, Daingerfield
C-47D	1	Research, Development, Test & Evaluation	IBM, Boston
F-101A	2	Research, Development, Test & Evaluation	BWR, Columbus
HU-1	1	Research, Development, Test & Evaluation	BWR, Fort Worth
HU-1B	1	Research, Development, Test & Evaluation	Patuxent River
JRF-5G	1	Research, Development, Test & Evaluation	BWR, Bethpage
RB-66A	1	Research, Development, Test & Evaluation	BWR, Columbus
RB-66B	1	Research, Development, Test & Evaluation	IBM, Schenectady
L-20	1	Commander Air Force, Pacific Fleet	PMR, Eniwetok
WF-101B	1	Bureau of Naval Weapons	BWR, St. Louis

[redacted]