DECLASSIFIED

[redacted]

[redacted] OPNAV [redacted]

ALLOWANCES and LOCATION of NAVY AIRCRAFT

DECLASSIFIED by authority of Op-51 on 2 April 1975
by Blanche Snyder Op-511

OPNAV NOTICE P03110

[redacted]

30 APRIL 1960

DEPARTMENT OF THE NAVY
OFFICE OF THE CHIEF OF NAVAL OPERATIONS

[redacted]

DECLASSIFIED

DEPARTMENT OF THE NAVY
OFFICE OF THE CHIEF OF NAVAL OPERATIONS
WASHINGTON 25, D. C.

[redacted]
Op-502D
Ser 02526P50
13 June 1960

[redacted]

OPNAV NOTICE P03110

From: Chief of Naval Operations
To: Distribution List

Subj: Allowance and Location of Navy Aircraft (U)

1. Purpose.

a. To indicate the following by units:

(1) The operating aircraft allowances (Table 1).
(2) The actual on hand aircraft inventories (Table 2), as of 30 April 1960.
(3) The planned assignments of operating aircraft (Table 2).

b. To show the actual on hand program and non-program aircraft inventory in various forms (Section II), as 30 April 1960.

2. General Instructions.

a. This Notice establishes unit operating allowances of the Naval Aircraft Program within each major operating command. The allocation of naval aircraft by model (i.e. operating and operational pool) is reflected in OPNAV INSTRUCTION 03110.1, "U. S. Naval Aircraft Program" (Gray Book), which establishes the operating and operational pool allocations for major operating commands in accordance with the approved planning factors and available inventory. In those instances where apparent inconsistencies between operating allowances and allocations occur, the "U. S. Naval Aircraft Program" shall be the controlling instruction, since it represents the planned implementation of aircraft programs which Congress approved and provided funds for. Actual on hand aircraft inventories are developed by the Navy Aircraft Accounting System, OPNAV INSTRUCTION 5442.2A. The Naval Air Reserve Training Command as shown herein, has been established as a major command for aircraft logistics purposes only.

b. If the allowances as set forth are not deemed suitable for the mission which an activity or command has to support, the Chief of Naval Operations will consider recommendations for changes in types and allowances of aircraft. However, any requests for such changes that would result in an increase in a major command's total aircraft operating allowance should contain that command's recommendation for a compensatory reduction.

c. Major operating commands are authorized to shift operating assignments (Table 2) from one unit to another on a temporary basis; however, if it is expected that this shift will exceed three (3) months, the Chief of Naval Operations shall be requested to change the authorized operating allowance (Table 1).

d. Specific assignment of aircraft to individual officers is prohibited by the Secretary of the Navy. Aircraft for shore based activities not listed in Table 1 are provided within the allowances of Naval Air Bases, the Naval Air Reserve Training Command, the Naval Air Training Command, and the Bureau of Naval Weapons (Research, Development, Test and Evaluation).

[redacted]

e. Types, classes and models of aircraft listed herein are in conformance with BUAER INSTRUCTION 05030.4 of 23 September 1959.

f. Planned operating levels of target drones (capable of carrying a pilot) are contained in OPNAV INSTRUCTION 03110.1 (U. S. Naval Aircraft Program).

3. Classification. The security classification of this publication and all previous editions thereof is automatically downgraded from Confidential to Unclassified five (5) years after the date of issue on the letter of promulgation. This action is in accordance with Section 3, Change 4 of OPNAV INSTRUCTION 5510.1B. Upon downgrading, this publication will be marked "FOR OFFICIAL USE ONLY."

4. Cancellation. This Notice is cancelled and may be destroyed by burning when the next issue is received. No report of destruction is necessary. For record purposes cancel 30 September 1960.

F. MASSEY
By direction

Distribution:
SecDef(Comptroller)Budget (1)
COFS, USAF, (Attn: AFXPR-AM) Rm 4E1029, Pentagon (1)
Record and Research Branch, J-3, The Joint Staff, Pentagon (2)
Transportation Division, Operations Branch, J-4, The Joint Staff, Pentagon (1)
Director, Weapons Systems Evaluation Group, Rm 1E880, Pentagon (1)
Security Control Officer, Federal Aviation Agency, Bureau of Research & Development, Washington 25, D. C. (1)
U. S. Naval Aviation Engineering Service Unit, Attn: Code 135, Washington 25, D. C. (1)
Classified Material Office, Marine Barracks, Attn: Aviation Unit, Washington 3, D. C. (1)
Bureau of Budget, Military Division, Executive Office, 17th and Pennsylvania, Washington, D. C. (1)
General Accounting Office, Defense Accounting and Audit Division, Navy Audit Group, Munitions Building, Washington 25, D. C. (1)
Naval Aide to the President, The White House, Washington, D. C. (1)
Office of Executive Director, Johns Hopkins University, Operations Research Office, Washington 14, D. C. (1)
U. S. Army War College Library, Carlisle Barracks, Pennsylvania (1)
Superintendent, U. S. Naval Postgraduate School, Monterey, California (1)
Program Director, Courtney and Company, 1711 Walnut Street, Philadelphia 3, Pennsylvania (1)
Commandant, Armed Forces Staff College, Norfolk 11, Virginia

OPNAV:

Op-001	(1)	Op-05A5	(1)	Op-41	(1)	Op-507	(3)
Op-008	(1)	Op-05F	(1)	Op-50	(1)	Op-52	(4)
Op-09	(1)	Op-33	(5)	Op-50C	(2)	Op-53	(3)
Op-09D	(1)	Op-34	(2)	Op-501	(25)	Op-561C	(3)
Op-92	(6)	Op-345	(1)	Op-502D	(25)	Op-74	(3)
Op-100P2	(1)	Op-346	(1)	Op-505	(2)	Op-704	(1)
Op-05	(3)	Op-402	(1)	Op-506	(1)	CNO FLAGPLOT	(1)

[redacted]

DECLASSIFIED [redacted]

Part I SNDL:

21	(3)	
22	(3)	(COMSEVENTHFLT only)
23A	(1)	(COMNAVPHIL, COMNAVFORWESTCOMADRGN only)
23B	(1)	(COMTAIWANPATFOR, COMASDEFORLANT, COMSOLANT only)
24A		(COMAIRPAC (15) COMAIRLANT (11))
24B	(2)	(COMPHIBLANT only)
24F	(3)	
24H	(2)	(Less COMFLTRAPAC)
26CC	(1)	
27C	(1)	(Less COMWESTSEAFRON)
28A	(1)	(COMCARDIV's 1, 2, 5, 17, 18, 19 only)
29H	(1)	(CVA's 16, 31, 34, 42 only)
42A	(2)	(COMFAIRSOWESTPAC, COMFAIRJAX, COMFAIRHAW, COMFAIRWHIDBEY only) ALAMEDA (4))
42B		(COMFAIRWING ONE (1) COMFAIRWINGSLANT (2))
42EE	(1)	
42H	(1)	
46A	(2)	
46B	(3)	
46C1	(1)	(MAG's 12, 15, 26, 32, 33 only)
46D1	(1)	(MARFITRON's 323, 451 only)
46D2	(1)	(MARATKRON 331 only)
50B	(1)	(CINC SAC only)
50D	(2)	(COMNAVFORCONAD only)

Part II SNDL:

A2A	NavCompt	(2)
A5	BUWEPS	(104)
	BUPERS PERS-11a	(10)
	BUWEPS (Attn: AER-PD-41)	(1)
F2	(1)	(ND's 6, 9, 10, 12 only)
F14	(3)	
W1A	(2)	(Less Atlanta, Glynco, Dallas, Grosse Ile, Agana, Pax Riv, Whidbey, Anacostia, Quantanamo Bay, Los Alamitos, Minneapolis, Point Mugu, South Weymouth)
W1A	(3)	(Pax Riv, Whidbey, Anacostia only)
W1B	(1)	(Less Chula Vista, Milton, Port Isabel)
W1C	(1)	(NAF Litchfield Park only)
W1E	(1)	
W1G	(1)	(Less Santa Ana)
W1H	(1)	(Roosevelt Roads only)
W1J	(1)	
W2A	(2)	(NAB's 1, 5, 12, 13, 14 only)
W2B	(1)	(Less El Toro, Santa Ana)
W3A	(2)	
W3B	(2)	
W3E	(4)	
W3F	(1)	
W4A	(1)	(Jacksonville only)
W6A	(1)	(Central District only)
W6B	(1)	(BUWEPS Rep El Segundo, Buffalo, Burbank, Columbus only)
W7E	(1)	
W7K	(1)	
W8A	(1)	
W8B	(1)	

[redacted]

DECLASSIFIED

Part II SNDL (cont'd):

W10A	(6)	
W10B	(1)	
W11A	(2)	(Crane Indiana only)
W12A	(1)	
J95	(2)	
M46	(2)	
M61	(10)	

[redacted]

DECLASSIFIED

CONFIDENTIAL

TABLE OF CONTENTS

SECTION I

STATUS CODES 6

ABBREVIATIONS 7

TABLE I PROGRAM OPERATING ALLOWANCES 8

TABLE 2 LOCATION OF TOTAL PROGRAM AND NON-PROGRAM AIRCRAFT INVENTORY 17

TABLE 3 PROGRAM INVENTORY BY STATUS AND PLANNED OPERATING ASSIGNMENTS 43

TABLE 4 TOTAL PROGRAM AND NON-PROGRAM AIRCRAFT INVENTORY BY LOCATION AND ORGANIZATIONAL UNIT 64

GENERAL

The Navy Program aircraft inventory is presented herein in three arrangements:

TABLE 2 is by type of reporting custodian within each command showing, for each unit and model of aircraft, location, authorized operating allowance, and actual inventory.

TABLE 3 is a summary of the actual operating inventory by major commands for each class, configuration and model in the program.

TABLE 4 is in alphabetic order of geographic location except that carriers and other ships are listed first showing for each location the "reporting custodians" or "unit" based there, the total aircraft in custody of each, and a code designation of their respective "command". The column headed Command contains their code designations, which are translated as follows:

11.....LANT.....Atlantic Fleet (Navy)
19.....LANT.....Atlantic Fleet (Marine Corps)

21.....PAC.....Pacific Fleet (Navy)
29.....PAC.....Pacific Fleet (Marine Corps)

31.....NABS.....Naval Air Bases (Navy)
39.....NABS.....Naval Air Bases (Marine Corps)

41.....NABTC.....Naval Air Basic Training Command
43.....NAATC.....Naval Air Advanced Training Command
44.....NATTC.....Naval Air Technical Training Command

50.....NART.....Naval Air Reserve Training Command

70.....RDT&E.....Research, Development, Test & Evaluation

88.....BUWEPS.....Fleet Readiness, BUWEPS

The above classifications are for logistic purposes and statistical convenience and in no way alter any organizational structure or military command established elsewhere by the Navy.

SECTION II

STATUS OF NAVY AIRCRAFT INVENTORY 67

CONFIDENTIAL

DECLASSIFIED

STATUS CODES

Table two of this report includes a column headed "STATUS" which refers to aircraft status code classifications as defined in OPNAV INSTRUCTION NO. 5442.2 For full status code definitions, see reference.

AIRCRAFT STATUS CLASSIFICATIONS	AIRCRAFT STATUS CODES							
THE PROCESS	IF IN THE PROCESS		IF AWAITING THE PROCESS (OR AWAITING TRANSFER ELSEWHERE FOR THE PROCESS)				IF ENROUTE TO THE PROCESS	
							Flight	Surface Transport
OPERATING	A-number, aging in tour, A-letter, not aging in tour		If in operating command	If In BUWEPS				
Primary Use:								
Combat	A1	AJ	B	B if completely ready for issue; B # to indicate material lacking:			C	C9
Combat Services	A2	AK	B				C	C9
Student Pilot Training	A3	AL	B				C	C9
Post-Student Training	A4	AM	B	B1-Airborne Equipment			C	C9
Crew Training	A5	AN	B	B2-Armament			C	C9
Individual Proficiency	A6	AO	B	B3-Electronic			C	C9
Transport	A7	AP	B	B4-Photographic			C	C9
Utility (Including Administrative)	A8	AQ	B	B5-Power Plant			C	C9
Research, Development, Test & Evaluation	A9	AR	B				C	C9
STANDARD REWORK	D-number, in rework D-letter, rework completed except for flight check		If to be reworked where now located		If to be transferred elsewhere for rework			
			Flyable	Non-Flyable	Flyable	Non-Flyable		
Overhaul	D1	DA	E1	E6	EJ	EY	F1	F6
Progressive Maintenance-Conversion	D2	DB	E2	E7	EK	EP	F2	F7
Progressive Maintenance	D3	DC	E3	E8	EL	EQ	F3	F8
Overhaul-Conversion	D4	DD	E4	E9	EM	ER	F4	F9
Progressive Aircraft Rework	D5	DE	E5	EE	EN	EV	F5	FE
Airline Maintenance	D9	-	E3	E8	EL	EQ	F3	F8
SPECIAL REWORK			If not in storage and if flyable, H - Number; but if nonflyable, H - Letter. If in storage, M - Number.					
				Not In Cans	In Cans			
Conversion	G4		H4 HM	-	-		I	I9
Modification	G5		H5 HN	-	-		I	I9
Repair	G6		H6 HO	-	-		I	I9
Modernization	G7		H7 HP	M7	M9		I	I9
Modernization-Conversion	G8		H8 HQ	M8	MQ		I	I9
STORAGE								
Standard rework required . . . In cans	MW		NX				OX	
Not in cans	MX		NX				OX	
Standard rework not required . Not in cans	MY		NY				OY	
In cans	MZ		NY				OY	

BASIS OF ELIGIBILITY FOR RETIREMENT AND STRIKE

RETIREMENT AND STRIKE		Category 1 Damage	Category 2 Depreciation	Category 3 Administrative	Category 4 Service Life Ended
Awaiting decision to strike	Flyable		P2	P3	P4
	Nonflyable	Q1	Q2	Q3	Q4
Awaiting strike	Flyable		S2	S3	S4
	Nonflyable		SK	SL	SM
MAP . . No rework involved			R	R	R
Standard rework involved	In process		RD	RD	RD
	Awtg., enroute		RE	RE	RE
Special rework involved	In process		RG	RG	RG
	Awtg., enroute		RH	RH	RH

VARIOUS

Bailment . . On Contract		T
Contract pending		TR
Loan . . By the Navy		U
To the Navy		U5
Provisionally accepted		V#
Grounded, Structural		X
Disposition undetermined	Awaiting	Y
	Enroute	Z

Contingency Reserve:		If Enroute	If Not
Not stored . .	Flyable	WD	WF
	Nonflyable	WE	WN
Stored	In cans		WA
	Not in cans		WB

DECLASSIFIED

CONFIDENTIAL

LOCATION OF NAVY AIRCRAFT
ABBREVIATIONS USED IN THIS REPORT
(Excluding "Status" Codes)

ABD - Aboard (Name of ship follows)
ABMA - Army Ballistic Missile Agency
ADV - Advance
AES - Aircraft Engineering Squadron
AFB - Air Force Base
ASW - Anti-Submarine Warfare
ATT - Naval Attache
ATU - Advanced Training Unit
AV , AVP - Seaplane Tenders

BWGR - Bureau of Naval Weapons General Representative
BWMR - Bureau of Naval Weapons Maintenance Representative
BWR - Bureau of Naval Weapons Representative
BWRR - Bureau of Naval Weapons Resident Representative
BIS - Board of Inspection and Survey ("Y" Prefix)
BUWEPS - Bureau of Naval Weapons

CD - Central District
CMEF - Commander of Middle East Forces
CNFE - Commander Naval Far East
CNFGER - Commander Naval Forces Germany
CVA - Attack Carrier
CVE - Escort Carrier
CVG - Carrier Air Group
CVL - Light Carrier
CVS - ASW Support Carrier

DET - Detachment
DST - District

FAA - Federal Aviation Agency
F&M - Ferry and Maintenance
FAGU - Fleet Air Gunnery Unit
FAETU - Fleet Airborne Electronics Training Unit
FASRON - Fleet Air Service Squadron
FAWTU - Fleet All Weather Training Unit
FLTACSUPP - Fleet Tactical Support Squadrons
FORAVAHQGRU - Marine Force Aviation Headquarters Group
FR - Fleet Readiness, BUWEPS

GMSRON - Guided Missile Service Squadron

H&HS - Headquarters and Headquarters Squadron
H&MS - Headquarters and Maintenance Squadron
HATU - Heavy Attack Training Unit
HDQTRS - Headquarters
HEDRON - Marine Headquarters Squadron
HMR - Marine Helicopter Transport Squadron
HMX - Marine Helicopter Operational Development Squadron
HS - Helicopter Anti-Submarine Squadron
HTG - Helicopter Training Group
HU - Helicopter Utility Squadron

INM - Inspector of Naval Material

JOC - Joint Operations Center
JTTU - Jet Transitional Training Unit

LANT - Naval Air Force, Atlantic Fleet

MAAG - Military Assistance Advisory Group
MARS - Marine Aircraft Repair Squadron
MARTRAREPLGRU - Marine Training and Replacement Group
MATRON - AEW Barrier Maintenance Squadron
MATS - Military Air Transport Service
MCAF - Marine Corps Air Facility
MCALF - Marine Corps Auxiliary Landing Field
MCAS - Marine Corps Air Station
MINDEFDEVU - Mine Defense Development Unit
MISS - Naval Mission
MTG - Marine Training Group
MWSG - Marine Wing Service Group

NAAS - Naval Auxiliary Air Station
NAATC - Naval Air Advanced Training Command
NABS - Naval Air Bases
NABTC - Naval Air Basic Training Command
NADC - Naval Air Development Center
NADU - Naval Air Development Unit
NAF - Naval Air Facility
NAMC - Naval Air Material Center
NAOTS - Naval Aviation Ordnance Test Station
NART - Naval Air Reserve Training
NARTS - Naval Air Rocket Test Station
NARTU - Naval Air Reserve Training Unit
NAS - Naval Air Station
NASA - National Aeronautics and Space Administration
NASWF - Naval Air Special Weapons Facility
NATC - Naval Air Test Center
NATRA - Naval Air Training
NATECHTRACEN - Naval Air Technical Training Center
NATECHTRAU - Naval Air Technical Training Unit
NATTC - Naval Air Technical Training Command
NATTU - Naval Air Technical Training Unit
NATU - Naval Air Torpedo Unit
NAV - Naval
NAVCICOFFSCH - Combat Information Center Officers' School
NLO - Naval Liaison Officer
NOTS - Naval Ordnance Test Station
NPG - Naval Proving Ground
NPU - Naval Parachute Unit
NSAWF - Naval School All Weather Flight
NTDC - Naval Training Device Center

O&R - Overhaul and Repair, BUWEPS FR
ONR - Office of Naval Research

PAC - Naval Air Force, Pacific Fleet
PRNC - Potomac River Naval Command

RDT&E - Research, Development, Test and Evaluation, BUWEPS

SDC - Special Devices Center
SO&ES - Station Operations and Engineering Squadron
SRNC - Severn River Naval Command

TRANS - Transportation

USMC - United States Marine Corps
USN - United States Navy
USNMC - United States Naval Missile Center
USNR - United States Naval Reserve

VA - Attack Squadron
VAAW - Carrier Special Squadron Night
VAH - Heavy Attack or Mining Squadron
VAHM - Mining Squadron
VAP - Photographic Squadron
VAW - Carrier Special Squadrons Air Early Warning
VF - Fighter Squadron
VFAW - Carrier Special Squadron
VFP - Composite Squadron Photographic
VMA - Marine Attack Squadron
VMAT - Marine Attack Training Squadron
VMC - Marine Composite Squadron
VMCJ - Marine Composite Photographic Squadron
VMFAW - Marine All-Weather Fighter Squadron
VMFT - Marine Fighter Training Squadron
VMFTAW - Marine All-Weather Fighter Training Squadron
VMIT - Marine Instrument Training Squadron
VMJ - Marine Photographic Squadron
VMO - Marine Observation Squadron
VMR - Marine Transport Squadron
VP - Patrol Squadron
VQ - Electronic Counter Measures Squadron
VR - Transport Squadron
VS - Anti-Submarine Squadron
VU - Utility Squadron
VW - Air Early Warning Squadron
VX - Air Operational Development Squadron

ZP - Airship Patrol Squadron
ZTG - Airship Training Group
ZW - Barrier Squadron (Contiguous)
ZX - Airship Operational Development Squadron

NOTE: For information as to abbreviations used to designate class, subclass and version of aircraft, see page 68.

CONFIDENTIAL

[redacted]

DECLASSIFIED

TABLE 1

PROGRAM OPERATING ALLOWANCES

Table 2 reflects planned aircraft model assignments to meet the allowances shown in Table 1. In instances where the Naval Aircraft Inventory contains insufficient aircraft of the types shown in Table 1, Table 2 will indicate substituted models. The primary operating status code included in Table 1 reflects the primary reason or in[illegible]t for the operating units having an authorized operating allowance therefore. Where inconsistencies appear between the status codes listed in Table 1 and Table 2, differences will be resolved in favor of those listed in Table 1. Revisions to the authorized allowances listed in Table 1 will be indicated by an appropriate symbol for subsequent periods; however, because of budgetary considerations such revision will normally not appear at intervals of less than four months.

UNIT	LOCATION	CLASS	PRIMARY OPTG. STATUS	OPERATING ALLOWANCES 30 JUN 1960	30 SEP 1960	31 DEC 1960	31 MAR 1961
FLEET COMBAT UNITS							
USN							
AIR FORCE ATLANTIC FLEET							
CARRIER AIR GROUPS							
CVG 1							
CVG 1		VT JET	A4	1			
VF 14	ABD ROOSEVLT	VF AW JET	A1	14	14	14	14
VF 11	ABD ROOSEVLT	VF AW JET	A1	14	14	14	14
VA 15	ABD ROOSEVLT	VA LL	A1	12	12	12	12
VA 46	ABD ROOSEVLT	VA DAY JET	A1	12	12	12	12
VA 172	ABD ROOSEVLT	VA DAY JET	A1	12	12	12	12
VAH 11	ABD ROOSEVLT	VA H JET	A1	12	12	12	12
CVG 3							
CVG 3		VT JET	A4	1			
VF 31	CECIL FIELD	VF AW JET	A1	14	14	14	14
VF 32	CECIL FIELD	VF AW JET	A1	14	14	14	14
VA 34	CECIL FIELD	VA DAY JET	A1	12	12	12	12
VA 35	JACKSONVILLE	VA LL	A1	12	12	12	12
VA 36	CECIL FIELD	VA DAY JET	A1	12	12	12	12
VAH 9	SANFORD	VA H JET	A1	12	12	12	12
RCVG 4							
RCVG 4		VT JET	A4	4	4	4	4
VA 43	OCEANA	VA DAY JET	A1	20	20	20	20
		VT JET	A4	24	22	22	22
VF 101	KEY WEST	VF AW JET	A1	20	20	20	20
		VT JET	A4	4	12	12	12
VF 174	CECIL FIELD	VF AW JET	A1	22	22	22	22
		VT JET	A4	4			
VA 42	OCEANA	VA LL	A1	8	8	8	8
		VT SE	A4	7	4	4	4
VA 44	JACKSONVILLE	VA DAY JET	A1	20	20	20	20
		VA LL	A1	8	8	8	8
		VT JET	A4	14	23	23	23
		VT SE	A4	7	4	4	4
VAH 3	SANFORD	VA HT JET	A4	4	4	4	4
		VA H JET	A1	12	12	10	10
		VT JET	A4	4	1	1	1
		VT NAV	A4		1	1	1
CVG 6							
CVG 6		VT JET	A4	1			
VF 33	OCEANA	VF AW JET	A1	14	14	14	14
VF 74	OCEANA	VF AW JET	A1	14	14	14	14
VA 65	OCEANA	VA LL	A1	12	12	12	12
VA 66	OCEANA	VA DAY JET	A1	12	12	12	12
VA 76	OCEANA	VA DAY JET	A1	12	12	12	12
VAH 13		VA H JET	A1	3	6	9	12
CVG 7							
CVG 7		VT JET	A4	1			
VF 41	ABD INDEPEND	VF AW JET	A1	14	14	14	14
VF 84	ABD INDEPEND	VF AW JET	A1	14	14	14	14
VA 75	ABD INDEPEND	VA LL	A1	12	12	12	12
VA 86	ABD INDEPEND	VA DAY JET	A1	12	12	12	12
VA 72	ABD INDEPEND	VA DAY JET	A1	12	12	12	12
VAH 1	ABD INDEPEND	VA H JET	A1	12	12	12	12
CVG 8							
CVG 8		VT JET	A4	1			
VF 102	ABD FORRESTL	VF AW JET	A1	14	14	14	14
VA 81	ABD FORRESTL	VA DAY JET	A1	12	12	12	12
VF 103	ABD FORRESTL	VF AW JET	A1	14	14	14	14
VA 83	ABD FORRESTL	VA DAY JET	A1	12	12	12	12
VA 85	ABD FORRESTL	VA LL	A1	12	12	12	12
VAH 5	ABD FORRESTL	VA H JET	A1	12	12	12	12
CVG 10							
CVG 10		VT JET	A4	1			
VA 12	CECIL FIELD	VA DAY JET	A1	12	12	12	12
VF 13	CECIL FIELD	VF AW JET	A1	14	14	14	14
VF 62	CECIL FIELD	VF AW JET	A1	14	14	14	14
VA 106	CECIL FIELD	VA DAY JET	A1	12	12	12	12
VA 176	JACKSONVILLE	VA LL	A1	12	12	12	12
VAH 7	SANFORD	VA H JET	A1	12	12		
SPECIAL SQDNS							
PHOTOGRAPHIC SQDNS							
VFP 62	JACKSONVILLE	VF P JET	A1	24	24	24	24
VAP 62	JACKSONVILLE	VA P JET	A1	12	12	12	12
		VT JET	A4	1	1	1	1
INTELLIGENCE SQDNS							
AIR EARLY WARNING SQDNS							
VAW 12	QUONSET PNT	VA W	A1	44	44	44	44
VAW 33	QUONSET PNT	VA AW	A1	14	14	14	14
GUIDED MISSLE SERVICE SQDN							
GMSRON 2	ROOSEVLT RDS	VF D JET	A1	7			
		VP LD	A2	2			
		VT D	A2	2			
		HU	A2	1			
FLEET AIR RECONNAISSANCE SQDNS							
VQ 2	ROTA	VA Q JET	A1	9	9	9	9
		VW Q	A1	3	3	3	3
		VT JET	A4	1	1	1	1

UNIT	LOCATION	CLASS	PRIMARY OPTG. STATUS	OPERATING ALLOWANCES 30 JUN 1960	30 SEP 1960	31 DEC 1960	31 MAR 1961
CARRIER ANTI SUBMARINE GROUPS							
CVSG 60	QUONSET PNT						
VS 34	QUONSET PNT	VS	A1	10	10	10	10
VS 39	QUONSET PNT	VS	A1	10	10	10	10
HS 9	QUONSET PNT	HS	A1	16	16	16	16
CVSG 54	QUONSET PNT						
VS 22	QUONSET PNT	VS	A1	10	10	10	10
VS 32	QUONSET PNT	VS	A1	10	10	10	10
HS 5	QUONSET PNT	HS	A1	16	16	16	16
CVSG 56	NORFOLK						
VS 24	NORFOLK	VS	A1	10	10	10	10
VS 27	NORFOLK	VS	A1	10	10	10	10
HS 3	NORFOLK	HS	A1	16	16	16	16
CVSG 52	QUONSET PNT						
VS 28	QUONSET PNT	VS	A1	10	10	10	10
VS 31	QUONSET PNT	VS	A1	10	10	10	10
HS 11	QUONSET PNT	HS	A1	16	16	16	16
CVSG 58	NORFOLK						
VS 26	NORFOLK	VS	A1	10	10	10	10
VS 36	NORFOLK	VS	A1	10	10	10	10
HS 7	NORFOLK	HS	A1	16	16	16	16
RCVSG 50	KEY WEST						
VS 30	KEY WEST	VS	A1	11	11	11	11
HS 1	KEY WEST	HS	A1	9	9	9	9
HELICOPTER ANTI SUBMARINE SQDNS							
PATROL SQDNS LAND PLANE							
VP 5	JACKSONVILLE	VP L	A1	11	11	11	11
VP 7	BRUNSWICK	VP L	A1	11	11	11	11
VP 8	ARGENTIA	VP L	A1	11	11	11	11
VP 10	BRUNSWICK	VP L	A1	11	11	11	11
VP 11	BRUNSWICK	VP L	A1	11	11	11	11
VP 16	JACKSONVILLE	VP L	A1	11	11	11	11
VP 18	JACKSONVILLE	VP L	A1	11	11	11	11
VP 21	SIGONELLA	VP L	A1	11	11	11	11
VP 23	BRUNSWICK	VP L	A1	11	11	11	11
VP 24	NORFOLK	VP L	A1	11	11	11	11
VP 26	ROTA	VP L	A1	11	11	11	11
PATROL SQDNS SEA PLANE							
VP 44	NORFOLK	VP S	A1	11	11	11	11
VP 45	BERMUDA	VP S	A1	11	11	11	11
VP 49	BERMUDA	VP S	A1	11	11	11	11
VP 56	NORFOLK	VP S	A1	11	11	11	11
REPLACEMENT PATROL SQUADRON							
VP 30	JACKSONVILLE	VP L	A1	11	11	11	11
VP 30 DET A	NORFOLK	VP S	A1	4	4	4	4
PATROL SQDNS AIRSHIP							
ZP 3	LAKEHURST	VT ME	A4	1	1	1	1
		ZP	A1	4	4	4	4
FLEET AIR EARLY WARNING SQDNS							
VW 2	PTXNT RIVER	VW	A1	12	6	6	6
VW 4	JACKSONVILLE	VW	A1	6	6	6	6
BARRIER SQDNS DISTANT WARNING							
VW 11	ARGENTIA	VW	A1	12	12	12	12
VW 13	PTXNT RIVER	VW	A1	6	6	6	6
VW 15	PTXNT RIVER	VW	A1	6	6	6	6
BARR TRA UNIT	PTXNT RIVER	VR H	A5	4	4	4	4
BARRIER SQDNS CONTIGUOUS							
ZW 1	LAKEHURST	VT ME	A4	2	2	2	2
		ZW	A1	4	4	4	4
HELICOPTER RECONNAISSANCE SAR SQDNS							
HU 2	LAKEHURST	HU	A1	60	32	32	32
HU 4	LAKEHURST	HU	A1		28	28	28
FLEET TACTICAL SUPPORT SQDNS							
VR 1	PTXNT RIVER	VR H	A2	5	7	7	7
		VR M	A2	12	9	9	9
VR 24	PORT LYAUTEY	VR H	A2	6	6	6	6
		VR C	A2	6	6	6	6
USMC							
MARINE HEADQUARTERS SQDNS							
MARS MWSG 27	CHERRY POINT	VA DAY	A2	2	2	2	2
		VR H	A2	2	2	2	2
		VR M	A2	3	3	3	3
		VT JET	A6	4	4	4	4
H&MS 14	CHERRY POINT	VR M	A2	1	1	1	1
		VT JET	A2	2	2	2	2

[redacted]

[redacted]

DECLASSIFIED

TABLE 1

PROGRAM OPERATING ALLOWANCES

UNIT	LOCATION	CLASS	PRIMARY OPTG. STATUS	OPERATING ALLOWANCES 30 JUN 1960	30 SEP 1960	31 DEC 1960	31 MAR 1961
H&MS 24	CHERRY POINT	VR M	A2	1	1	1	1
		VT JET	A2	3	3	3	3
H&MS 26	NEW RIV JAX	VR M	A2	1	1	1	1
H&MS 32	CHERRY POINT	VR M	A2	1	1	1	1
		VT JET	A2	3	3	3	3
MARINE FIGHTER SQDNS							
VMF 122	GTMO BAY	VF DAY JET	A1	20	20	20	20
VMF 235	BEAUFORT	VF DAY JET	A1	20	20	20	20
VMF 251	BEAUFORT	VF DAY JET	A1				20
VMF 333	BEAUFORT	VF DAY JET	A1	20	20	20	20
VMF 312	BEAUFORT	VF DAY JET	A1	20	20	20	
MARINE FIGHTER ALL WEATHER SQDNS							
VMFAW 114	CHERRY POINT	VF AW JET	A1	20	20	20	20
VMFAW 115	CHERRY POINT	VF AW JET	A1	20			
VMFAW 531	CHERRY POINT	VF AW JET	A1		20	20	20
MARINE ATTACK SQDNS							
VMA 224	CHERRY POINT	VA DAY JET	A1	20	20	20	20
VMA 225	CHERRY PNT	VA DAY JET	A1	20	20	20	20
VMA 324	ABD ANTIETAM	VA DAY JET	A1	20	20		
VMA 331	BEAUFORT	VA DAY JET	A1	20	20	20	20
VMA 332	CHERRY POINT	VA DAY JET	A1			20	20
VMA 533	GTMO BAY	VA DAY JET	A1	20	20	20	20
MARINE COMPOSITE PHOTOGRAPHIC SQDNS							
VMCJ 2	CHERRY POINT	VF P JET	A1	9	9	9	9
		VF Q JET	A1	6	6	6	6
MARINE TRANSPORT SQDNS							
VMR 252	CHERRY POINT	VR M	A2	20	20	20	20
VMR 353	CHERRY POINT	VR M	A2	9	9	9	9
MARINE HELICOPTER TRANSPORT SQDNS							
HMRL 162	NEW RIV JAX	HR L	A1	20	20	20	20
HMRL 264	ABD BOXER	HR L	A1	20	20	20	20
HMRL 262	NEW RIV JAX	HR L	A1	20	20	20	20
HMRL 263	NEW RIV JAX	HR L	A1	20	20	20	20
HMRM 461	ABD CHMPLAIN	HR M	A1	18	14	14	14
MARINE OBSERVATION SQDNS							
VMO 1	NEW RIV JAX	VO	A1	12	12	12	10
		HO	A1	12	12	12	12
DIRECT FLEET SUPPORT UNITS							
OPERATIONAL DEVELOPMENT SQDNS							
VX 1	KEY WEST	VS	A9	3	3	3	3
		VP L	A9	3	3	3	3
		VP S	A9	2	2	2	2
		VT ME	A6	1	1	1	1
		HS	A9	3	3	3	3
VX 6	QUONSET PNT	VP L	A8	3	2	2	2
		VR H	A8	2	5	5	5
		VR M	A8	6	3	3	3
		VU SAR	A8	6	5	5	5
		HU	A8	3	4	4	4
FLEET AIRCRAFT SERVICE SQDNS							
FASRON 3	NORFOLK	VR C	A2	5			
		VT ME	A6	10			
FASRON 102	NORFOLK	VW	A2	1			
		VR H	A2	1			
		VR M	A2	6			
		VU SAR	A8	1			
		VT ME	A6	2			
FASRON 105	ROOSEVLT RDS	VU SAR	A2	1			
FASRON 106	ARGENTIA	VR H	A2	1			
		VT ME	A6	1			
FASRON 107	ICELAND	VR H	A2	1			
FASRON SPC 200	LONDON	VR M	A2	4			
		VT ME	A6	3			
FLEET UTILITY AND DRONE CONTROL SQDNS							
VU 2	QUONSET PNT	VF DAY JET	A8	10	10	10	10
		VU TOW	A8	3	3	3	3
VU 4	OCEANA	VF DAY JET	A8	10	10	10	10
		VU TOW	A8	3	3	3	3
VU 8	ROOSEVLT RDS	VF D JET	A1		7	7	7
		VP LD	A2		2	2	2
		VT D	A2		2	2	2
		HU	A2		1	1	1
VU 10	GTMO BAY	VF DAY JET	A8	7	7	7	7
		VU TOW	A8	5	5	5	5
FLEET BASES OVERSEAS							
NAVSTA	ARGENTIA	VR H	A2	1	2	2	2
		VU SAR	A2	1	1	1	1
		VT ME	A6		1	1	1
		HU	A2	2	2	2	2
NAVSTA	BERMUDA	VU SAR	A2	1	1	1	1
NAF	NAPLES	VA DAY	A2	4	4	4	4
		VR H	A2	1	1	1	1
		VR M	A2	3	3	3	3
		VT ME	A6	5	5	5	5
		HU	A2	1	1	1	1
NAF	SIGONELLA	VR M	A2	1	1	1	1
		VU SAR	A2	1	1	1	1
		VT ME	A6	1	1	1	1
NAF	LAJES	VU SAR	A2	1	1	1	1
NAF	KEFLAVIK	VR H	A2		1	1	1
HDQTRS CMEF	DHAHRAN AFB	VR M	A2	1	1	1	1
NAF ADV BASE	PORT LYAUTEY	VR M	A2	1	1	1	1
		VU SAR	A2	1	1	1	1
		VT ME	A6	2	2	2	2
		HU	A2	1	1	1	1
NAVSTA	ROTA	VR M	A2	2	2	2	2
		VT ME	A6	3	3	3	3
		HU	A2	1	1	1	1
FLT AIR DET	LONDON	VR M	A2		4	4	4
		VT ME	A6		3	3	3
TENTH NAVAL DISTRICT							
NAVSTA	TRINIDAD	VU SAR	A2	1	1	1	1
NAS GTMO BAY	GTMO BAY	VR M	A8	1	1	1	1
		VU SAR	A2	2	2	2	2
		VT ME	A6	1	1	1	1
		HU	A2	1	1	1	1
NAVSTA	ROOSEVLT RDS	VR M	A2	2	2	2	2
		VU SAR	A2	1	2	2	2
		VT ME	A6	1	1	1	1
		HU	A2	1	1	1	1
FIFTEENTH NAVAL DISTRICT							
COM FIFTEEN	PANAMA	VR M	A8	1	1	1	1
CV AND AV UTILITY AIRCRAFT							
CVS 9 ESSEX	NORFOLK	VR C	A2	1	1	1	1
CVA 11 INTREPD	QUONSET PNT	VR C	A2	1	1	1	1
CVS15 RANDOLPH	NORFOLK	VR C	A2	1	1	1	1
CVS 36 ANTETAM	NEW YORK	VR C	A2	1	1	1	1
CVS 39 CHMPLAN	MAYPORT	VR C	A2	1	1	1	1
CVA 38 SHANGRL	MAYPORT	VR C	A2	1	1	1	1
CVA 42 FDR	MAYPORT	VR C	A2	1	1	1	1
CVA 59 FORSTAL	NORFOLK	VR C	A2	1	1	1	1
CVA 60 SARATOG	NEW YORK	VR C	A2	1	1	1	1
CVS 45 VALYFRG	NORFOLK	VR C	A2	1	1	1	1
CVS 18 WASP	NORFOLK	VR C	A2	1	1	1	1
CVA 62 INDPEND	NORFOLK	VR C	A2	1	1	1	1
AV 5 ALBERMRLE	NORFOLK	VU SAR	A2	1	1	1	1
MARINE AIR FMF & FORCE AVIATION HDQTR SQDNS							
H&HS AFMFLNT	NORFOLK	VR H	A2	1	1	1	1
		VR M	A2	1	1	1	1
		VT JET	A6	2	2	2	2
		VT ME	A6	2	2	2	2
MARINE FLEET TRAINING SQDNS							
VMT 1	CHERRY POINT	VT JET	A4	20	20	20	20
INDIRECT FLEET SUPPORT UNITS							
NAVAL ATTACHES AND MISSIONS LANT							
ATT ATHENS	GREECE	VU SAR	A8	1	1	1	1
ATT CAIRO	EGYPT	VR M	A8	1	1	1	1
ATT MEXICO CTY	MEXICO	VR M	A8	1	1	1	1
ATT NEW DELHI	INDIA	VR M	A8	1	1	1	1
ATT OSLO	NORWAY	VU SAR	A8	1	1	1	1
ATT CAPETOWN	SO AFRICA	VR M	A8	1	1	1	1
ATT TEHRAN	IRAN	VR M	A8	1	1	1	1
MISSION ANKARA	TURKEY	VR M	A8	1	1	1	1
MISSION BOGOTA	COLOMBIA	VR M	A8	1	1	1	1
MISSION PTAUPR	HAITI	HU	A8	1	1	1	1
MISSION LIMA	PERU	VR M	A8	1	1	1	1
MISSION QUITO	ECUADOR	VR M	A8	1	1	1	1
MISSION RIO DJ	BRAZIL	VR M	A8	1	1	1	1
MISSION VLPRSO	CHILE	VR M	A8	1	1	1	1
NAV ADV GROUP	BUENOS AIRES	VR M	A8	1	1	1	1
MISSION CUITRU	DOM REP	VT ME	A8	1	1	1	1
FLEET COMBAT UNITS							
USN							
AIR FORCE PACIFIC FLEET							
CARRIER AIR GROUPS							
CVG 2							
VA 23	ALAMEDA	VA DAY JET	A1	12	12	12	12
VF 24	ALAMEDA	VF AW JET	A1	14	14	14	14
VA 22	ALAMEDA	VA DAY JET	A1	12	12	12	12
VF 21	ALAMEDA	VF AW JET	A1	14	14	14	14
VA 25	ALAMEDA	VA LL	A1	12	12	12	12
VAH 8	WHDBY ISLAND	VA H JET	A1	9	9	12	12
CVG 5							
VF 51	ABD TICNDRGA	VF AW JET	A1	14	14	14	14
VA 52	ABD TICNDRGA	VA LL	A1	12	12	12	12
VF 53	ABD TICNDRGA	VF AW JET	A1	14	14	14	14
VA 55	ABD TICNDRGA	VA DAY JET	A1	12	12	12	12
VA 56	ABD TICNDRGA	VA DAY JET	A1	12	12	12	12
VAH 4 B	MIRAMAR	VA H JET	A1	3	3		

[redacted]

[redacted]

DECLASSIFIED

TABLE 1

PROGRAM OPERATING ALLOWANCES

UNIT	LOCATION	CLASS	PRIMARY OPTG. STATUS	OPERATING ALLOWANCES 30 JUN 1960	30 SEP 1960	31 DEC 1960	31 MAR 1961
CVG 9							
CVG 9		VT JET	A4	1			
VF 91	ABD RANGER	VF AW JET	A1	14	14	14	14
VF 92	ABD RANGER	VF AW JET	A1	14	14	14	14
VA 93	ABD RANGER	VA DAY JET	A1	12	12	12	12
VA 94	ABD RANGER	VA DAY JET	A1	12	12	12	12
VA 95	ABD RANGER	VA LL	A1	12	12	12	12
VAH 6	ABD RANGER	VA H JET	A1	12	12	12	12
CVG 11							
VF 111	MIRAMAR	VF AW JET	A1	14	14	14	14
VA 112	MIRAMAR	VA DAY JET	A1	12	12	12	12
VA 113	MIRAMAR	VA DAY JET	A1	12	12	12	12
VF 114	MIRAMAR	VF AW JET	A1	14	14	14	14
VA 115	MIRAMAR	VA LL	A1	12	12	12	12
VAH 4 C	WHDBY ISLAND	VA H JET	A1	3	3		
VAH 4M	MIRAMAR	VA H JET	A1	6	9	12	12
CVG 12							
RCVG 12		VT JET	A4	3	3	3	3
VF 121	MIRAMAR	VF AW JET	A1	30	30	30	30
		VT JET	A4	29	29	29	29
VA 122	NORTH ISLAND	VA LL	A1	17	17	17	17
		VT SE	A4	10	10	10	10
VF 124	MOFFETT FLD	VF AW JET	A1	26	26	26	26
		VT JET	A4	29	29	29	29
VA 125	MOFFETT FLD	VA DAY JET	A1	24	24	24	24
		VT JET	A4	2	2	2	2
VA 126	MIRAMAR	VA DAY JET	A1	24	24	24	24
		VT JET	A4	2	2	2	2
VAH 123	WHDBY ISLAND	VA HT JET	A4	4	4	4	4
		VA H JET	A1	10	10	12	12
		VT JET	A4	4	4	4	4
CVG 14							
CVG 14		VT JET	A4	1			
VF 141	MIRAMAR	VF AW JET	A1	14	14	14	14
VF 142	MIRAMAR	VF AW JET	A1	14	14	14	14
VA 144	MIRAMAR	VA DAY JET	A1	12	12	12	12
VA 145	MIRAMAR	VA LL	A1	12	12	12	12
VA 146	ABD RANGER	VA DAY JET	A1	12	12	12	12
VAH 4 F		VA H JET	A1	3	3		
CVG 15							
VF 151	MOFFETT FLD	VF AW JET	A1	14	14	14	14
VA 152	MOFFETT FLD	VA LL	A1	12	12	12	12
VA 153	MOFFETT FLD	VA DAY JET	A1	12	12	12	12
VF 154	MOFFETT FLD	VF AW JET	A1	14	14	14	14
VA 155	MOFFETT FLD	VA DAY JET	A1	12	12	12	12
VAH 2	WHDBY ISLAND	VA H JET	A1	9	9	12	12
CVG 19							
VF 191	ABD RICHARD	VF AW JET	A1	14	14	14	14
VA 192	ABD RICHARD	VA DAY JET	A1	12	12	12	12
VF 193	ABD RICHARD	VF AW JET	A1	14	14	14	14
VA 195	ABD RICHARD	VA DAY JET	A1	12	12	12	12
VA 196	ABD RICHARD	VA LL	A1	12	12	12	12
VAH 4 E	ABD RICHARD	VA H JET	A1	3	3		
VAH 7	ABD KITTYHWK	VA H JET	A1			12	12
CVG 21							
CVG 21		VT JET	A4	1			
VF 211	MOFFETT FLD	VF AW JET	A1	14	14	14	14
VA 212	ABD LEXINGTN	VA DAY JET	A1	12	12	12	12
VF 213	MOFFETT FLD	VF AW JET	A1	14	14	14	14
VA 215	MOFFETT FLD	VA LL	A1	12	12	12	12
VA 216	MOFFETT FLD	VA DAY JET	A1	12	12	12	12
VAH 4 L	WHDBY ISLAND	VA H JET	A1	3	3		
SPECIAL SQDNS							
PHOTOGRAPHIC SQDNS							
COMPOSITE PHOTOGRAPHIC SQDNS							
VCP 61	AGANA	VF P JET	A1	12	12	12	12
		VA P JET	A1	6	6	6	6
		VT JET	A4	1	1	1	1
VCP 63	MIRAMAR	VF P JET	A1	20	20	20	20
		VA P JET	A1	6	6	6	6
		VT JET	A4	3	3	3	3
INTELLIGENCE SQDNS							
AIR EARLY WARNING SQDNS							
VAW 11	NORTH ISLAND	VA AW	A1	10	10	10	10
		VA W	A1	32	32	32	32
VAW 13	AGANA	VA AW	A1	8	8	8	8
		VA W	A1	16	16	16	16
INTERCEPTOR SQDN							
VFAW 3	NORTH ISLAND	VF AW JET	A1	25	25	25	25
GUIDED MISSLE SERVICE SQDN							
GMSRON 1	BARBERS PNT	VF D JET	A1	19	19	19	19
		VT D JET	A2	6	6	6	6

UNIT	LOCATION	CLASS	PRIMARY OPTG. STATUS	OPERATING ALLOWANCES 30 JUN 1960	30 SEP 1960	31 DEC 1960	31 MAR 1961
FLEET AIR RECONNAISSANCE SQDNS							
VQ 1	IWAKUNI	VA Q JET	A1	9	9	9	9
		VW Q	A1	3	3	3	3
		VT JET	A4	1	1	1	1
CARRIER ANTI SUBMARINE SQDNS							
VS 23	ABD YORKTOWN	VS	A1	20			
VS 37	LOS ALAMITOS	VS	A1	20	20	20	
CARRIER ANTI SUBMARINE GROUPS							
CVSG 53	NORTH ISLAND						
VS 21	NORTH ISLAND	VS	A1	10	10	10	10
VS 29	NORTH ISLAND	VS	A1	10	10	10	10
HS 6	NORTH ISLAND	HS	A1	16	16	16	16
CVSG 59	NORTH ISLAND						
VS 33	NORTH ISLAND	VS	A1	10	10	10	10
VS 38	NORTH ISLAND	VS	A1	10	10	10	10
HS 8	NORTH ISLAND	HS	A1	16	16	16	16
CVSG 55	LOS ALAMITOS						
VS 23	LOS ALAMITOS	VS	A1		10	10	10
VS 25	LOS ALAMITOS	VS	A1		10	10	10
HS 4	LOS ALAMITOS	HS	A1		16	16	16
CVSG 57	LOS ALAMITOS						
VS 35	LOS ALAMITOS	VS	A1				10
VS 37	LOS ALAMITOS	VS	A1				10
HS 2	LOS ALAMITOS	HS	A1				16
RCVSG 51	NORTH ISLAND						
VS 41	NORTH ISLAND	VS	A1	9	9	9	9
HS 10	REAM FIELD	HS	A1	7	7	7	7
HELICOPTER ANTI SUBMARINE SQDNS							
HS 2	REAM FLD	HS	A1	16	16	16	
HS 4	ABD YORKTOWN	HS	A1	16			
PATROL SQDNS LAND PLANE							
VP 1	WHDBY ISLAND	VP L	A1	11	11	11	11
VP 2	KODIAK	VP L	A1	11	11	11	11
VP 4	NAHA	VP L	A1	11	11	11	11
VP 6	BARBERS PNT	VP L	A1	11	11	11	11
VP 9	ALAMEDA	VP L	A1	11	11	11	11
VP 17	WHDBY ISLAND	VP L	A1	11	11	11	11
VP 19	ALAMEDA	VP L	A1	11	11	11	11
VP 22	BARBERS PNT	VP L	A1	11	11	11	11
VP 28	IWAKUNI	VP L	A1	11	11	11	11
PATROL SQDNS SEA PLANE							
VP 40	SANGLEY PNT	VP S	A1	11	11	11	11
VP 42	NORTH ISLAND	VP S	A1	11	11	11	11
VP 46	NORTH ISLAND	VP S	A1	11	11	11	11
VP 47	ALAMEDA	VP S	A1	11			
VP 47	WHDBY ISLAND	VP S	A1		11	11	11
VP 48	NORTH ISLAND	VP S	A1	11	11	11	11
VP 50	WHDBY ISLAND	VP S	A1	11	11	11	11
REPLACEMENT PATROL SQUADROM							
VP 31	NORTH ISLAND	VP L	A1	9	9	9	9
		VP S	A1	6	6	6	6
FLEET AIR EARLY WARNING SQDNS							
VW 1	AGANA	VW	A1	9	9	9	9
VW 3	AGANA	VW	A1	9			
BARRIER SQUADRONS DISTANT WARNING							
AEWBARRONPAC	BARBERS PNT	VW	A1	25	25	25	25
		VR H	A5	5	5	5	5
HELICOPTER RECONNAISSANCE SAR SQDNS							
HU 1	REAM FLD	HU	A2	50	54	54	54
FLEET TACTICAL SUPPORT SQDNS							
VR 21	BARBERS PNT	VR H	A2	17	17	17	17
		VR M	A2	3	3	3	3
		VR C	A2	10	10	10	10
USMC							
MARINE HEADQUARTERS SQDNS							
MARS 17	IWAKUNI	VR H	A2	2	2	2	2
		VR M	A2	4	4	4	4
		VT JET	A4	4	4	4	4
		VT ME	A6	3	3	3	2
		HU	A2	2	2	2	2
H&MS 11	CUBI PNT	VR M	A2	1	1	1	1
		VT JET	A4	2	2	2	2
H&MS 12	IWAKUNI	VR M	A2	1	1	1	1
		VT JET	A4	2	2	2	2
H&MS 13	KANEOHE	VR H	A2	1	1	1	1
		VT JET	A4	3	3	3	3

[redacted]

DECLASSIFIED

TABLE 1

PROGRAM OPERATING ALLOWANCES

UNIT	LOCATION	CLASS	PRIMARY OPTG. STATUS	OPERATING ALLOWANCES 30 JUN 1960	30 SEP 1960	31 DEC 1960	31 MAR 1961
H6MS 15	EL TORO	VR M	A2	1	1	1	1
		VT JET	A4	3	3	3	3
MARS 37	EL TORO	VR H	A2	1	1	1	1
		VR M	A2	3	3	3	3
		VT JET	A4	4	4	4	4
H6MS 33	EL TORO	VR M	A2	1	1	1	1
		VT JET	A4	3	3	3	3
MARINE FIGHTER SQDNS							
VMF 232	KANEOHE	VF DAY JET	A1	20	20	20	20
VMF 251	CUBI PNT	VF DAY JET	A1	20	20	20	
VMF 312	EL TORO	VF DAY JET	A1				20
VMF 323	EL TORO	VF DAY JET	A1	20	20	20	20
VMF 334	EL TORO	VF DAY JET	A1	20	20	20	
VMF 451	EL TORO	VF DAY JET	A1	20	20	20	20
MARINE ALL WEATHER FIGHTER SQDNS							
VMFAW 115	ATSUGI	VF AW JET	A1		20	20	20
VMFAW 314	ATSUGI	VF AW JET	A1	20	20	20	20
VMFAW 334	EL TORO	VF AW JET	A1				20
VMFAW 513	EL TORO	VF AW JET	A1	20	20	20	20
VMFAW 531	CUBI PNT	VF AW JET	A1	20			
VMFAW 542	CUBI PNT	VF AW JET	A1	20	20	20	20
MARINE ATTACK SQDNS							
VMA 121	IWAKUNI	VA DAY JET	A1	20	20	20	20
VMA 211	EL TORO	VA DAY JET	A1	20	20	20	20
VMA 212	KANEOHE	VA DAY JET	A1	20	20	20	20
VMA 214	KANEOHE	VA DAY JET	A1	20	20	20	20
VMA 223	EL TORO	VA DAY JET	A1	20	20	20	20
VMA 311	EL TORO	VA DAY JET	A1	20	20	20	20
VMA 324	IWAKUNI	VA DAY JET	A1			20	20
VMA 332	IWAKUNI	VA DAY JET	A1	20	20		
MARINE COMPOSITE PHOTOGRAPHIC SQDNS							
VMCJ 1	IWAKUNI	VF P JET	A1	6	6	6	6
		VF Q JET	A1	6	6	6	6
VMCJ 3	EL TORO	VF P JET	A1	12	12	12	12
		VF Q JET	A1	9	9	9	9
MARINE TRANSPORT SQDNS							
VMR 253	IWAKUNI	VR H	A2	8	8	8	8
		VR M	A2	8	8	8	8
VMR 352	EL TORO	VR H	A2	10	10	9	
		VR M	A2	5	5	5	
		VG	A2			1	
MIRS 1	EL TORO	VR H	A2				7
		VG	A2				8
MARINE HELICOPTER TRANSPORT SQDNS							
HMRL 161	KANEOHE	HR L	A1	20	20	20	20
HMRL 364	SANTA ANA	HR L	A1				20
HMRL 163	SANTA ANA	HR L	A1	20	21	21	24
HMRL 261	FUTEMA	HR L	A1	24	24	24	24
HMRL 361	SANTA ANA	HR L	A1	20	20	20	20
HMRL 362	ABD PRINCETN	HR L	A1	24	23	21	20
HMRL 363	EL TORO	HR L	A1	20	20	20	20
HMRM 462	SANTA ANA	HR M	A1	17	17	14	13
MARINE OBSERVATION SQDNS							
VMO 2	SUKIRON	VO	A1	12	12	12	10
		HO	A1	12	12	12	12
VMO 6	CAMP PENDLET	VO	A1	12	12	12	12
		HO	A1	12	12	12	12
DIRECT FLEET SUPPORT UNITS OPERATIONAL DEVELOPMENT SQDNS							
VX 4	POINT MUGU	VF AW JET	A9	6	8	8	8
		VA DAY JET	A9	2	2	2	2
		VT JET	A6	1	1	1	1
		VT ME	A6	1	1	1	1
VX 5	CHINA LAKE	VA DAY JET	A9	7	7	7	7
		VA H JET	A9	1	1	1	1
		VT JET	A6	1	1	1	1
		VT ME	A6	1	1	1	1
FLEET AIRCRAFT SERVICE SQDNS							
FASRON 4	NORTH ISLAND	VR M	A8	1			
		VT JET	A6	8			
		VT ME	A6	5			
FASRON 114	KODIAK	VU SAR	A2	1			
FASRON 117	BARBERS PNT	VT JET	A6	3			
		VT ME	A6	5			
FLEET UTILITY AND DRONE CONTROL SQDNS							
VU 1	BARBERS PNT	VF D JET	A8	4	4	4	4
		VA DAY	A8	6	6	6	6
		VU TOW	A8		2	2	2
		VT ME P	A8	1	1	1	1
		HU	A8	2	2	2	2
VU 3	BROWN FIELD	VF D JET	A8	6	4	4	4
		VP LD	A8	1	1	1	1
		VU TOW D	A8	3	3	3	3
		VT D	A8	3			
VU 5	ATSUGI	VF DAY JET	A8	5	5	5	5
		VF D JET	A8	4	4	4	4
		VA DAY	A8	3	3	3	3
		VP LD	A8	1	1	1	1
		VU TOW	A8	4	4	4	4
		VT ME P	A8	2	2	2	2
		HU	A8	2	2	2	2
VU 7	BROWN FIELD	VF DAY JET	A8	12	15	15	15
		VR M	A8	1	1	1	1
		VU TOW	A8	10	10	10	10
		VT ME P	A8	1	1	1	1
FLEET BASES OVERSEAS							
NAS	AGANA	VR H	A2	1	1	1	1
		VU SAR	A2	3	3	3	3
		VT ME	A6	1	1	1	1
		HU	A2	2	2	2	2
NAS	ATSUGI	VR M	A2	1	1	1	1
		VT JET	A2	7	7	7	7
		VT ME	A6	7	7	7	6
		HU	A2	2	2	2	2
NAS CUBI PNT	CUBI PNT	VU SAR	A2	1	1	1	1
		VT JET	A2	2	2	2	2
		VT ME	A6	3	3	3	3
		HU	A2	2	2	2	2
NAF	NAHA	VU SAR	A2	2	2	2	2
		VT ME	A6	3	3	3	3
NAF	OPPAMA	VU SAR	A2	3	3	3	3
NAVSTA	SANGLEY PNT	VR H	A2	1	1	1	1
		VR M	A2	2	2	2	2
		VT ME	A6	1	1	1	1
		HU	A2	1	1	1	1
COMSEVENTH FLT	TAIWAN	VR M	A2	1	1	1	1
		VR C	A2	1	1	1	1
COMNAVFORJAPAN	YOKOSUKA	VR M	A2	1	1	1	1
COMNAVFORKOREA	SEOUL	VT ME	A6	2	2	2	2
FL AIR DET	IWAKUNI	VU SAR	A2	1	1	1	1
		VT ME	A6	2	2	2	2
FOURTEENTH NAVAL DISTRICT							
NAVSTA 14 ND	KWAJALEIN	VU SAR	A2	5	5	5	5
NAS 14 NAVDST	BARBERS PNT	VR H	A2	1	1	1	1
		VR M	A2	1	1	1	1
		VT JET	A6		3	3	3
		VT ME	A6	4	9	9	8
		HU	A2	2	2	2	2
NAVSTA 14 ND	MIDWAY	VU SAR	A2	3	3	3	3
		HU	A2	1	1	1	1
SEVENTEENTH NAVAL DISTRICT							
NAVSTA 17 ND	ADAK	VU SAR	A2	2	2	2	2
NAVSTA 17 ND	KODIAK	VR H	A2	2	2	2	2
		VU SAR	A2		1	1	1
CV AND AV UTILITY AIRCRAFT							
CVA 61 RANGER	ALAMEDA	VR C	A2	1	1	1	1
CVA 31 RICHARD	ALAMEDA	VR C	A2	1	1	1	1
CVS 33 KERSRGE	LONG BEACH	VR C	A2	1	1	1	1
CVS 12 HORNET	BREMERTON	VR C	A2	1	1	1	1
CVS 20 BENNING	SAN DIEGO	VR C	A2	1	1	1	1
CVS 10 YORKTWN	BREMERTON	VR C	A2	1	1	1	1
CVA 14 TCNDRGA	ALAMEDA	VR C	A2	1	1	1	1
CVA 16 LEXIGTN	LOS ANGELES	VR C	A2	1	1	1	1
CVA 19 HANCOCK	SAN DIEGO	VR C	A2	1	1	1	1
CVA 34 ORISKNY	ALAMEDA	VR C	A2	1	1	1	1
CVA 41 MIDWAY	ALAMEDA	VR C	A2	1	1	1	1
CVA 43 CRL SEA	ALAMEDA	VR C	A2	1	1	1	1
MARINE AIR FMF & FORCE AVIATION HQTRS SQDN							
HHS AFMFPAC	EL TORO	VR H	A2	1	1	1	1
		VR M	A2	2	2	2	2
		VT JET	A6	2	2	2	2
		VT ME	A6	1	1	1	1
MARINE FLEET TRAINING SQDNS							
VMT 2	EL TORO	VT JET	A4	20	20	20	20
FLT BASES OVERSEAS USMC							
MCAS 14 ND	KANEOHE	VR M	A2	1	1	1	1
		VT JET	A6	2	2	2	2
		VT ME	A6	2	2	2	2
		HU	A2	2	2	2	2
MCAF FUTEMA	OKINAWA	VT ME	A6	2	2	2	2
INDIRECT FLEET SUPPORT UNITS NAVAL ATTACHES AND MISSIONS PAC							
ATT DJAKARTA	JAVA	VR M	A8	1	1	1	1
ATT MELBOURNE	AUSTRALIA	VR M	A8	1	1	1	1
MAAG BANGKOK	THAILAND	VT ME	A8	1	1	1	1
MAAG SAIGON	VIETNAM	VR M	A8	1	1	1	1
MAAG TSO YING	TAIWAN	VR M	A8	1	1	1	1

DECLASSIFIED

[redacted]

TABLE 1

PROGRAM OPERATING ALLOWANCES

UNIT	LOCATION	CLASS	PRIMARY OPTG. STATUS	OPERATING ALLOWANCES 30 JUN 1960	30 SEP 1960	31 DEC 1960	31 MAR 1961
NAVAL AIR BASES							
PAC MISSLE RNG	POINT MUGU	VF P JET	A9	1	1	1	1
		VF D JET	A9	6	6	6	6
		VA Q	A9	2	2	2	2
		VS	A9	2	4	4	4
		VP LD	A9	1	1	1	1
		VW	A9	3	3	3	3
		VR H	A9	4	4	4	4
		VR M	A9	1	1	1	1
		VT D JET	A9	2	2	2	2
		VT KD JET	A9	1	1	1	1
		VT ME P	A8	1	1	1	1
		VT D	A9	2	2	2	2
		HU	A8	5	7	7	7
MARINE HELICOPTER DEVELOPMENT SQDN							
FIRST NAVAL DISTRICT							
NAS 1 NAV DST	QUONSET PNT	VR M	A8	2	2	2	2
		VR C	A2	2	2	2	2
		VU SAR	A8	1	1	1	1
		VT JET	A6	6	6	6	6
		VT ME	A6	11	14	14	14
		VT ME P	A8	1	1	1	1
		HU	A8	3	3	3	3
NAS 1 NAV DST	BRUNSWICK	VP L	A9	1	1	1	1
		VR M	A8	1	1	1	1
		VU SAR	A8	1	1	1	1
		VT ME	A6	1	1	1	1
		HU	A8	1	1	1	1
NADU	SO WEYMOUTH	VR M	A8	1	1	1	1
		VT ME	A6	1	1	1	1
THIRD NAVAL DISTRICT							
NTDC	PORT WASHNGT	VT ME	A6	1	1	1	1
FOURTH NAVAL DISTRICT							
NAS 4 NAV DST	JOHNSVILLE	VR M	A8	1	1	1	1
		VU L	A8		1	1	1
		VT ME	A6	5	5	5	5
NAS 4 NAV DST	LAKEHURST	VR M	A8	1	1	1	1
		VT ME	A6	2	2	2	2
FIFTH NAVAL DISTRICT							
NAS 5 NAV DST	NORFOLK	VS	A8		2	2	2
		VR H	A8	1	1	1	1
		VR M	A8	3	8	8	8
		VR C	A2	1	6	6	6
		VU SAR	A8		1	1	1
		VU L	A8		2	2	2
		VT ME	A6	6	20	20	20
		VT ME P	A8	1	1	1	1
		VT SE	A6	6	8	8	8
NAS 5 NAV DST	OCEANA	VR M	A8	2	2	2	2
		VT JET	A6	7	8	8	8
		VT ME	A6	4	3	3	3
		HU	A8	2	2	2	2
SIXTH NAVAL DISTRICT							
NAS 6 NAV DST	JACKSONVILLE	VR M	A8	4	4	4	4
		VR C	A2	3	3	3	3
		VU SAR	A8	1	1	1	1
		VU L	A8		2	2	2
		VT JET	A6	5	5	5	5
		VT ME	A6	6	4	4	4
		HU	A8	2	2	2	2
NAS 6 NAV DST	KEY WEST	VR H	A8	1	1	1	1
		VU SAR	A8	1	1	1	1
		VT JET	A6	2	2	2	2
		VT ME	A6	1	1	1	1
		HU	A8	1	1	1	1
NAVSTA	MAYPORT	VT J	A6	1	1	1	1
		VT ME	A6	1	1	1	1
		HU	A8	1	1	1	1
NAS 6 NAV DST	SANFORD	VR M	A8	2	2	2	2
		VT JET	A6	1	2	2	2
		VT ME	A6	2	2	2	2
		HU	A8	1	1	1	1
NAS 6 NAV DST	CECIL FIELD	VR M	A8	1	1	1	1
		VT JET	A6	5	5	5	5
		VT ME	A6	2	2	2	2
		HU	A8	1	1	1	1
EIGHTH NAVAL DISTRICT							
NASWF	KIRTLAND AFB	VR M	A8	1	1	1	1
NINTH NAVAL DISTRICT							
COMNAVCONAD	COLORADO SPR	VR M	A8	2	2	2	2
		VT JET	A6	2	2	2	2
NAVCRUIT STA	DENVER	VT ME	A6	2	2	2	2
ELEVENTH NAVAL DISTRICT							
NAF 11 NAV DST	CHINA LAKE	VR M	A8	2	2	2	2
		HU	A8	1	1	1	1
NAS 11 NAV DST	NORTH ISLAND	VR M	A8	4	4	4	4
		VU L	A8		2	2	2
		VT JET	A6	3	10	10	10
		VT ME	A6	5	10	10	10
		VT SE	A6	2	4	4	4
NAF 11 NAV DST	LITCHFLD PRK	VR M	A8	1	1	1	1
		VT ME	A6	1	1	1	1
NAS 11 NAV DST	MIRAMAR	VR M	A8	1	2	2	2
		VR C	A2	2	2	2	2
		VT JET	A6	6	6	6	6
		VT ME	A6	2	2	2	2
		HU	A8	1	[illegible]	1	1
NAS 11 NAV DST	POINT MUGU	VT JET	A6	3	[illegible]	3	3
		VT ME	A6	5	5	5	5
		HU	A8	2	2	2	2
NMF	PNT ARGUELLO	VT JET	A6	1	1	1	1
		VT ME	A6	1	1	1	1
NAAS 11 NAVDST	BROWN FIELD	VT ME	A6	1	1	1	1
NAAS 11 NAVDST	REAM FLD	VT ME	A6	1	1	1	1
TWELFTH NAVAL DISTRICT							
NAS 12 NAV DST	ALAMEDA	VR H	A8	1	1	1	1
		VR M	A8	3	3	3	3
		VR C	A2	4	4	4	4
		VU SAR	A8	1	1	1	1
		VU L	A8		2	2	2
		VT JET	A6	7	7	7	7
		VT ME	A6	7	5	5	5
		VT ME P	A8	1	1	1	1
		HU	A8	1	1	1	1
NAAS 12 NAVDST	FALLON	VR H	A8	1	1	1	1
		VT JET	A6	2	2	2	2
		HU	A8	2	2	2	2
NAS 12 NAV DST	MOFFETT FLD	VR C	A2	1	1	1	1
		VT JET	A6	2	2	2	2
		VT ME	A6	5	5	5	5
		HU	A8	2	2	2	2
NAF 12 NAVDST	MONTEREY	VA DAY	A6	3	3	3	3
		VT ME	A6	28	28	28	28
		VT SE	A6	11	11	11	11
		HU	A8	1	1	1	1
THIRTEENTH NAVAL DISTRICT							
NAS 13 NAV DST	WHDBY ISLAND	VR H	A2	1	1	1	1
		VR M	A8	3	3	3	3
		VR C	A2	1	1	1	1
		VU SAR	A8	1	1	1	1
		VT JET	A6	2	2	2	2
		VT ME	A6	2	2	2	2
		VT ME P	A8	1	1	1	1
		HU	A8	2	2	2	2
POTOMAC RIVER NAVAL COMMAND							
NAS ANACOSTIA	ANACOSTIA	VR H	A8	2	2	2	2
		VR M	A8	6	6	6	6
		VU L	A8		5	5	5
		VT JET	A6	6	15	15	15
		VT ME	A6	44	44	44	44
		VT ME P	A8	2	2	2	2
		VT SE	A6	11	11	11	11
NAF	DAHLGREN	VT ME	A6	1	1	1	1
NAS PTXNT RIV	PTXNT RIVER	VW	A9		1	1	1
		VR H	A9		1	1	1
		VR M	A8	1	1	1	1
		VU SAR	A8	1	1	1	1
		VT JET	A6	8	4	4	4
		VT ME	A6	3	3	3	3
		HU	A8	1	1	1	1
SEVERN RIVER NAVAL COMMAND							
NAF ANNAPOLIS	ANNAPOLIS	VU SAR	A6	8	10	10	10
		HU	A8	1	1	1	1
BUWEPS INSPECTORAND REPRERESENTATIVES							
BWGR CEN DIST	DAYTON	VR M	A8	1	1	1	1
		VT ME	A6	2	2	2	2
BWGR WSTRN DST	EL SEGUNDO	VR M	A8	1	1	1	1
		VT ME	A8	1	1	1	1
BWR AKRON	AKRON	VT ME	A8	1	1	1	1
BWR BALTIMORE	BALTIMORE	VT ME	A8	1	1	1	1
BWR BUFFALO	BUFFALO	VT ME	A6	1	1	1	1
BWR BURBANK	BURBANK	VT ME	A8	1	1	1	1
BWR COLUMBUS	COLUMBUS	VT ME	A6	2	2	2	2
BWR EST HRTFRD	EST HARTFORD	VT ME	A8	1	1	1	1
BWR EL SEGUNDO	EL SEGUNDO	VT ME	A8	1	1	1	1
BWR ST LOUIS	ST LOUIS	VT ME	A8	1	1	1	1
BWR TETERBORO	TETERBORO	VT ME	A8	1	1	1	1
AVIONICS FAC	INDIANAPOLIS	VT ME	A8	1	1	1	1
MARINE CORPS BASES AND AIR STATIONS							
HMX 1	QUANTICO	HO	A9	4	4	4	4
		HR L	A9	18	18	18	18
		HR M	A9	2	2	2	2
MCAAS	YUMA	VR M	A8	2	2	2	2
		VT JET	A6	3	3	3	3
		VT ME	A6	1	1	1	1
		HU	A8	2	2	2	2
MCAS SO&ES	EL TORO	VR M	A8	3	3	3	3
		VT ME	A6	4	4	4	4
		HU	A8	2	2	2	2
MCAS SO&ES	CHERRY POINT	VR H	A8	1	1	1	1
		VR M	A8	2	2	2	2
		VT JET	A6	2	2	2	2
		VT ME	A6	1	1	1	1
		HU	A8	2	2	2	2

[redacted]

DECLASSIFIED

[redacted]

TABLE I

PROGRAM OPERATING ALLOWANCES

UNIT	LOCATION	CLASS	PRIMARY OPTG. STATUS	OPERATING ALLOWANCES 30 JUN 1960	30 SEP 1960	31 DEC 1960	31 MAR 1961
MCAS AES 12	QUANTICO	VA DAY	A8	7	7	7	7
		VR M	A8	2	2	2	2
		VT ME	A6	6	6	6	6
		VT ME P	A8	1	1	1	1
MCAF	NEW RIV JAX	VR M	A8	1	1	1	1
		VT ME	A6	3	3	3	3
MCAF	SANTA ANA	VT ME	A6	1	1	1	1
HQ MC FLT SECT	ANACOSTIA	VR M	A8	3	3	3	3
		VT ME	A6	4	4	4	4
		VT SE	A6	6	6	6	6
MCAS	BEAUFORT	VR M	A8	2	2	2	2
		VT JET	A6	1	1	1	1
		VT ME	A6	1	1	1	1
		HU	A8	2	2	2	2
NAVAL AIR TRAINING COMMAND							
NAVAL AIR BASIC TRAINING COMMAND							
BTG 7	MEMPHIS	VT ME	A6	1	1	1	
		VT SE	A3	48	48	48	48
		VT SE	A6	2	2	2	
NAAS NABTC	SAUFLEY FLD	VT ME	A6	2	2	2	2
		VT SE	A3	165	165	165	165
		VT SE	A6	11	11	11	
NAAS NABTC	WHITING FLD	VT JET	A3				34
		VT ME	A6	3	3	3	3
		VT SE	A3	211	211	211	211
		VT SE	A6	15	15	15	
NAS NABTC	PENSACOLA	VF DAY JET	A4	6	6	6	6
		VA DAY	A8	1	1	1	
		VR H	A8	4	4	4	3
		VR M	A8	4	4	4	3
		VU SAR	A8	2	2	2	2
		VT JET	A3	135	135	135	100
		VT JET	A4	1	1	1	1
		VT ME	A3	32	32	32	32
		VT ME	A6	10	10	10	10
		VT SE	A3	4	4	4	6
		VT SE	A6	19	19	19	19
		HU	A8	3	3	3	2
HTG 1	ELLYSON FLD	VT ME	A6	2	2	2	1
		VT SE	A6	3	3	3	2
		HU	A4	40	40	40	43
		HT	A4	30	30	30	35
NAVAL AIR ADVANCED TRAINING COMMAND							
NAAS NAATC	KINGSVILLE	VF DAY JET	A3	74	74	74	100
		VS	A3	50			
		VR M	A8	1	1	1	1
		VT JET	A3	47	47	47	50
		VT ME	A6	2	2	2	1
		HU	A8	3	3	3	3
NAS NAATC	CRPS CHRISTI	VA DAY	A3	30	30	30	30
		VS	A3	37	37	37	46
		VP L	A3	20	20	20	18
		VR H	A8	2	2	2	1
		VU L	A8		6	6	6
		VT ME	A3	27	27	27	30
		VT ME	A6	6	6	6	
		VT ME P	A8	1	1	1	1
		VT SE	A6	6	6	6	6
		VT NAV	A5	2	2	2	2
		HU	A8	2	2	2	2
NAAS NAATC	CHASE	VF DAY JET	A3	54	54	54	80
		VR M	A8	1	1	1	1
		VT JET	A3	51	51	51	50
		VT ME	A6	2	2	2	1
		HU	A8	3	3	3	2
NAAS NAATC	PORT ISABEL	VT ME	A6	1	1	1	1
		HU	A8	2	2	2	2
NAAS NAATC	NEW IBERIA	VS	A3		50	50	32
		VR M	A8	1	1	1	1
		VT ME	A6	2	2	2	
NAVAL AIR TECHNICAL TRAINING COMMAND							
NATECHTRAU	GLYNCO	VT SE	A6	2	2	2	
NATECHTRAU	LAKEHURST	VT NAV	A4	1	1	1	1
NATECHTRAU	OLATHE	VT JET	A5	5	5	5	5
		VT ME	A5	4	4	4	4
		VT SE	A5	7	7	7	7
NATECHTRAU	MEMPHIS	VR H	A8				1
		VR M	A8	3	3	3	3
		VT ME	A6	8	8	8	8
		VT ME P	A8	1	1	1	1
		VT SE	A6	4	4	4	
		HU	A8	1	1	1	1
NATECHTRAU	PENSACOLA	VF P JET	A4	9	9	9	4
		VT JET	A4	2	2	2	
		VT ME P	A5	6	6	6	6
NATECHTRAU	PHILADELPHIA	VT ME	A6	1	1	1	1
NAS	GLYNCO	VR M	A8	1	1	1	1
		VT ME	A6	4	4	4	4
		HU	A8	1	1	1	1
NAVCICOFFSCOL	GLYNCO	VF AW JET	A4	42	42	42	42
		VW	A4	5	5	5	4
		VT JET	A4	3	3	3	4

UNIT	LOCATION	CLASS	PRIMARY OPTG. STATUS	OPERATING ALLOWANCES 30 JUN 1960	30 SEP 1960	31 DEC 1960	31 MAR 1961
NAVY AND MARINE CORPS RESERVE TRAINING							
NAV&MC RES TRA		VF DAY JET	A4	136	136	136	136
		VA DAY JET	A4	136	136	136	136
		VA DAY	A4	76	76	76	76
		VS	A4	167	167	167	167
		VP L	A4	96	96	96	96
		VR H	A4	51	51	51	51
		VR M	A4	12	12	12	12
		VR C	A8	1	1	1	1
		VT JET	A4	40	40	40	40
		VT ME	A4	42	42	42	42
		VT ME P	A4	4	4	4	4
		HS	A4	69	69	69	69
BUWEPS RDT&E							
RDT&E AIRCRAF		VF DAY JET	A9	25	25	25	25
		VF AW JET	A9	31	31	31	31
		VF P JET	A9	2	2	2	2
		VF D JET	A9	4	4	4	4
		VA DAY JET	A9	17	17	17	17
		VA P JET	A9	1	1	1	1
		VA O JET	A9	1	1	1	1
		VA H JET	A9	6	7	7	7
		VA DAY	A9	7	7	7	7
		VA AW	A9	2	2	2	2
		VA W	A9	4	4	4	4
		VA LL	A9				
		VS	A9	4	4	4	4
		VP L	A9	14	14	11	11
		VP LD	A9	1	1	1	1
		VW	A9	7	6	6	6
		VR H	A9	3	3	3	3
		VR M	A9	6	6	6	6
		VR C	A9	1	1	1	1
		VU SAR	A9	1	1	1	1
		VU TOW	A9	1	1	1	1
		VT JET	A9	11	11	11	11
		VT SE	A9	4	4	4	4
		VT D	A9	2	2	2	2
		HS	A9	7	8	8	8
		HR L	A9	1	1	1	1
		HU	A9	2	2	2	2
		ZP	A9	1	1	1	1
		ZW	A9	1	1	1	1

[redacted]

[redacted]

DECLASSIFIED

TABLE 1A

PROGRAM OPERATING ALLOWANCES FOR FISCAL 1960

SUBCLASS	TOTAL	LANT USN	LANT USMC	PAC USN	PAC USMC	NABS USN	NABS USMC	BWRS	NABTC	NAATC	NATTC	NART	RDT&E
TOTAL	6970	1464	435	1630	653	395	89	16	754	427	110	830	167
VF DAY JET	519	27	80	17	100				6	128		136	25
VF AW JET	714	210	40	311	80						42		31
VF P JET	95	24	9	32	18	1					9		2
VF D JET	50	7		33		6							4
VF Q JET	21		6		15								
VA DAY JET	826	184	100	249	140							136	17
VA P JET	25	12		12									1
VA Q JET	19	9		9									1
VA HT JET	8	4		4									
VA H JET	143	75		62									6
VA DAY	139	4	2	9		3	7		1	30		76	7
VA AW	34	14		18									2
VA W	96	44		48									4
VA Q	2					2							
VA LL	201	88		113									
VS	463	114		89		2				87		167	4
VP L	377	138		108		1				20		96	14
VP LD	6	2		2		1							1
VP S	122	50		72									
VW WEA	1	1											
VW	100	42		43		3					5		7
VW Q	6	3		3									
VO	36		12		24								
VR H	147	22	3	27	23	11	1		4	2		51	3
VR M	220	52	37	15	27	43	15	2	4	3	4	12	6
VR C	62	23		23		14						1	1
VU SAR	59	20		21		15			2				1
VU TOW	26	11		14									1
VU TOW D	3			3									
VT JET	610	62	34	99	45	69	6		136	98	10	40	11
VT D JET	8			6		2							
VT KD JET	1					1							
VT ME	415	34	2	36	8	151	21	14	50	40	17	42	
VT ME P	24			4		7	1			1	7	4	
VT SE	561	14		10		30	6		478	6	13		4
VT NAV	3									2	1		
VT D	9	2		3		2							2
HS	239	92		71								69	7
HO	40		12		24		4						
HR L	227		80		128		18						1
HR M	37		18		17		2						
HU	236	72		64	4	31	8		43	10	2		2
HT	30								30				
ZP	5	4											1
ZW	5	4											1

DECLASSIFIED

TABLE 1B

PROGRAM OPERATING ALLOWANCES FOR FISCAL 1960

LANT

SUBCLASS	TOTAL	NAVY COMBAT	FLT. TRNG.	OSEAS BASES	FASRONS	VURONS	OPTEVFOR	CV UTILITY	ATT. & MISS.	AIRCRAFT FERRY SODN	MARINE COMBAT	H & HS	VMT-1
TOTAL	1899	1190	91	47	37	38	32	13	16		409	6	20
VF DAY JET	107					27					80		
VF AW JET	250	210									40		
VF P JET	33	24									9		
VF D JET	7	7											
VF Q JET	6										6		
VA DAY JET	284	184									100		
VA P JET	12	12											
VA Q JET	9	9											
VA HT JET	4	4											
VA H JET	75	75											
VA DAY	6			4							2		
VA AW	14	14											
VA W	44	44											
VA LL	88	88											
VS	114	111					3						
VP L	138	132					6						
VP LD	2		2										
VP S	50	48					2						
VW WEA	1				1								
VW	42	42											
VW Q	3		3										
VO	12										12		
VR H	25	11	4	2	3		2				2	1	
VR M	89	12		12	10		6		12		36	1	
VR C	23	6			5			12					
VU SAR	20			9	2		6	1	2				
VU TOW	11					11							
VT JET	96		62								12	2	20
VT ME	36		3	13	16		1		1			2	
VT SE	14		14										
VT D	2		2										
HS	92	89					3						
HO	12										12		
HR L	80										80		
HR M	18										18		
HU	72	60	1	7			3		1				
ZP	4	4											
ZW	4	4											

DECLASSIFIED

TABLE 1C

PROGRAM OPERATING ALLOWANCES FOR FISCAL 1960

PAC

SUBCLASS	TOTAL	NAVY COMBAT	FLT. TRNG.	O'SEAS BASES	FASRONS	VIIRONS	OPTEVFOR	CV UTILITY	ATT. & MISS	AIRCRAFT FERRY SQDN	MARINE COMBAT	H & HS	VMT-2
TOTAL	2283	1324	101	83	23	71	20	12	5		618	6	20
VF DAY JET	117					17					100		
VF AW JET	391	305					6				80		
VF P JET	50	32									18		
VF D JET	33	19				14							
VF Q JET	15										15		
VA DAY JET	389	240					9				140		
VA P JET	12	12											
VA Q JET	9	9											
VA HT JET	4	4											
VA H JET	62	61					1						
VA DAY	9					9							
VA AW	18	18											
VA W	48	48											
VA LL	113	113											
VS	89	89											
VP L	108	108											
VP LD	2					2							
VP S	72	72											
VW	43	43											
VW Q	3		3										
VO	24										24		
VR H	50	17	5	5							22	1	
VR M	42	3		7	1	1			4		24	2	
VR C	23	10		1				12					
VU SAR	21			20	1								
VU TOW	14					14							
VU TOW D	3					3							
VT JET	144		77	11	11		2				21	2	20
VT D JET	6		6										
VT ME	44			27	10		2		1		3	1	
VT ME P	4					4							
VT SE	10		10										
VT D	3					3							
HS	71	71											
HO	24										24		
HR L	128										128		
HR M	17										17		
HU	68	50		12		4					2		

DECLASSIFIED

[redacted]

TOTAL PROGRAM & NON-PROGRAM AIRCRAFT

TABLE 2 LOCATION OF AIRCRAFT INVENTORY AND PLANNED OPERATING ASSIGNMENTS

BY COMMAND AND UNIT

LANT UNIT	LOCATION	MODEL	INVENTORY STATUS	INVENTORY NO. ON BOARD	PLANNED OPT'G ASSIGNMENTS 30 JUN 1960	30 SEP 1960	31 DEC 1960	31 MAR 1961
CARRIER AIR GROUPS								
CVG 1								
VF 14	ABD ROOSEVLT	F3H 2	A1	12	14	14	14	14
				12*	14	14	14	14
VF 11	ABD ROOSEVLT	F8U 1	A1	11	14	14	14	14
		F8U 1	B	1				
				12*	14	14	14	14
VA 15	ABD ROOSEVLT	AD 6	A1	12	12	12	12	12
				12*	12	12	12	12
VA 46	ABD ROOSEVLT	A4D 2	A1	12	12			
		A4D 2N	A1			12	12	12
				12*	12	12	12	12
VA 172	ABD ROOSEVLT	A4D 2	A1	12	12	12	12	12
				12*	12	12	12	12
VAH 11	ABD ROOSEVLT	A3D 2	A1	7	7	7	7	7
				7*	7	7	7	7
CVG 3								
VF 31	CECIL FIELD	F11F 1	B	1				
		F3H 2	A1	13	14	14	14	14
		F3H 2	D5	5				
				19*	14	14	14	14
VF 32	CECIL FIELD	F8U 1E	A1	13	14	14	14	14
		F8U 1E	D5	2				
		F8U 1E	G6	2				
				17*	14	14	14	14
VA 34	CECIL FIELD	A4D 2	A1	15	12	12	12	12
		A4D 2	HO	1				
				16*	12	12	12	12
VA 35	JACKSONVILLE	AD 6	A1	12	12	12	12	12
		AD 6	G6	1				
				13*	12	12	12	12
VA 36	CECIL FIELD	A4D 2	A1	11	12	12	12	12
		A4D 2	B	1				
		A4D 2	D5	4				
				16*	12	12	12	12
VAH 9	SANFORD	A3D 2	A1	10	12	12	12	12
		A3D 2	D5	4				
		A3D 2	HO	1				
				15*	12	12	12	12
RcVG 4								
VA 43	OCEANA	F11F 1	A1	4				
		F11F 1	A4	1				
		F11F 1	B	1				
		A4D 2	A1	2				
		A4D 2	A4	1		6	6	9
		A4D 2	Y	1				
		A4D 2N	A1	3				
		A4D 2N	A4		9	12	12	9
		A4D 1	A1	13				
		A4D 1	A4	1	9			
		A4D 1	B	2				
		TV 2	A4	1				
		TV 2	B	1				
		F9F 8T	A4	14	20	20	20	20
		F9F 8T	B	6				
		F9F 8T	D5	2				
		F9F 8T	G6	2				
				55*	38	38	38	38
VF 101	KEY WEST	F3H 2	A4	12	11	11	11	11
		F4H 1	A4					10
		F4D 1	A4	15	11	11	11	7
		F4D 1	D5	1				
		F9F 8T	A4	5	4	4	4	4
		F3D 2T2	A4		8	8	8	8
		F3D 2T2	B	8				
				41*	34	34	34	40
VF 174	CECIL FIELD	F8U 2	A4	7	12	12	12	6
		F8U 2	D5	1				
		F8U 1	A4	13	10	9	10	10
		F8U 1	B	3				
		F8U 1E	A4			1		
		F8U 2N	A4				5	6
		F8U 1P	B	3				
		F9F 8T	A4	1	2	2	2	2
		F9F 8T	B	1				
				29*	24	24	29	24
VA 42	OCEANA	AD 6	A4	8	9	9	9	9
		AD 6	B	2				
		AD 5	A4	2				
		AD 5	B	1				
		T 28B	A4	4	7	4	4	4
		T 28B	B	3				
				20*	16	13	13	13
VA 44	JACKSONVILLE	A4D 2	A1			6	6	9
		A4D 2	A4	5				
		A4D 2N	A4	2	9	12	12	9
		A4D 2N	G5	1				
		A4D 1	A4	16	9			
		A4D 1	G5	3				
		AD 6	A4	9	9	9	9	9
		AD 6	G5	2				
		AD 5	A4	2				
		TV 2	A4	1				
		F9F 8T	A4	15	21	21	21	21
		F9F 8T	B	1				
		F9F 8T	D5	3				
		F9F 8T	G5	5				
		T 28B	A4	5	7	4	4	4
		T 28B	B	2				
				72*	55	52	52	52
VAH 3	SANFORD	A3J 1	A4				4	9
		A3D 2P	A4		4	4	3	3
		A3D 2T	A4	3	4	4	4	4
		A3D 1	A4	12	10	10	10	10
		A3D 1	D5	1				
		P2V 3B	A5	3				
		R4D 5 6	A5		1	1	1	1
		R4D 6	A2	1				
		F9F 8T	A4	4	4	4	4	4
				24*	23	23	26	31
CVG 6								
VF 33	OCEANA	F11F 1	A1	13	14	14	14	
		F11F 1	B	2				
		F8U 2N	A1					14
				15*	14	14	14	14
VF 74	OCEANA	F4D 1	A1	14	14	14	14	14
		F4D 1	B	1				
				15*	14	14	14	14
VA 65	OCEANA	AD 6	A1	12	12	12	12	12
				12*	12	12	12	12
VA 66	OCEANA	A4D 2	A1	13	12	12	12	
		A4D 2	D5	1				
		A4D 2	G5	2				
		A4D 2N	A1					12
				16*	12	12	12	12
VA 76	OCEANA	A4D 2	A1	13	12	12	12	12
		A4D 2	D5	3				
				16*	12	12	12	12
CVG 7								
VF 41	ABD INDEPEND	F3H 2	A1	14	14	14	14	14
		F3H 2	B	1				
		F3H 2	D5	1				
				16*	14	14	14	14
VF 84	ABD INDEPEND	F8U 2	A1	13	14	14	14	14
		F8U 2	B	2				
		F8U 2	D5	1				
		F8U 2	G5	2				
		F8U 2	G6	1				
				19*	14	14	14	14
VA 75	ABD INDEPEND	AD 6	A1	12	12	12	12	12
				12*	12	12	12	12
VA 86	ABD INDEPEND	A4D 2	A1	12	12	12	12	12
		A4D 2	D5	3				
				15*	12	12	12	12
VA 72	ABD INDEPEND	A4D 2	A1	13	12	12	12	
		A4D 2	D5	3				
		A4D 2N	A1					12
				16*	12	12	12	12
VAH	ABD INDEPEND	A3D 2	A1	12	12	12	12	12
		A3D 2	G5	1				
				13*	12	12	12	12

[redacted]

[redacted]

TOTAL PROGRAM & NON-PROGRAM AIRCRAFT

DECLASSIFIED

TABLE 2 LOCATION OF AIRCRAFT INVENTORY AND PLANNED OPERATING ASSIGNMENTS

BY COMMAND AND UNIT

LANT UNIT	LOCATION	MODEL	INVENTORY STATUS	INVENTORY NO ON BOARD	PLANNED OPT'G ASSIGNMENTS 30 JUN 1960	30 SEP 1960	31 DEC 1960	31 MAR 1961
CVG 8								
VF 102	ABD FORRESTL	F4D 1	A1	13	14	14	14	14
				13*	14	14	14	14
VA 81	ABD FORRESTL	A4D 2	A1	12	12	12	12	12
				12*	12	12	12	12
VF 103	ABD FORRESTL	F8U 2	A1	14	14	14	14	14
				14*	14	14	14	14
VA 83	ABD FORRESTL	A4D 2	A1	12	12			
		A4D 2N	A1			12	12	12
				12*	12	12	12	12
VA 85	ABD FORRESTL	AD 6	A1	12	12	12	12	12
				12*	12	12	12	12
VAH 5	ABD FORRESTL	A3D 2	A1	9	10	10	10	10
		A3D 2	HO	1				
				10*	10	10	10	10
CVG 10								
VA 12	CECIL FIELD	A4D 2	A1	12	12	12	12	12
				12*	12	12	12	12
VF 13	CECIL FIELD	F4D 1	A1	12	14	14	14	14
		F4D 1	B	1				
		F4D 1	D5	4				
				17*	14	14	14	14
VF 62	CECIL FIELD	F8U 1	A1	14	14	14	14	14
				14*	14	14	14	14
VA 106	CECIL FIELD	A4D 2	A1	12	12	12	12	12
		A4D 2	B	1				
		A4D 2	D5	1				
				14*	12	12	12	12
VA 176	JACKSONVILLE	AD 6	AJ	1				
		AD 6	A1	11	12	12	12	12
				12*	12	12	12	12
VAH 7	SANFORD	A3D 2	A1	11	12	12	12	12
		A3D 2	D5	3				
				14*	12	12	12	12
PHOTOGRAPHIC SQDNS								
VFP 62	JACKSONVILLE	F8U 1P	A1	14	24	24	24	24
		F8U 1P	B	3				
				17*	24	24	24	24
DET 33	ABD INTREPID	F8U 1P	A1	3				
				3*				
DET 41	ABD INDEPEND	F8U 1P	A1	4				
				4*				
DET 42	ABD FORRESTL	F8U 1P	A1	3				
				3*				
VAP 62	JACKSONVILLE	A3D 2P	A1	9	6	6	6	6
		A3D 2P	B	1				
				10	6	6	6	6
AIR EARLY WARNING SQDNS								
VAW 12	QUONSET PNT	AD 5	A4	2				
		AD 5	A5		2	2	2	2
		WF 2	A1	8	14	18	21	23
		WF 2	G5	3				
		AD 5W	A1	13	28	25	23	21
				26*	44	45	46	46
DET 34	ABD CHMPLAIN	AD 5W	A1	5				
				5*				
DET 36	ABD RANDOLPH	AD 5W	A1	5				
				5*				
DET 42	ABD FORRESTL	AD 5W	A1	4				
				4*				
DET 52	ABD VALY FRG	AD 5W	A1	4				
				4*				
VAW 33	QUONSET PNT	AD 5Q	A1	4	12	12	12	12
		AD 5Q	B	2				
		TF 1Q	A1	1	2	2	2	2
		TF 1Q	D5	1				
				8*	14	14	14	14
DET 41	ABD INDEPEND	AD 5Q	A1	3				
				3*				
DET 42	ABD FORRESTL	AD 5Q	A1	3				
		AD 5Q	B	1				
				4*				

LANT UNIT	LOCATION	MODEL	INVENTORY STATUS	INVENTORY NO ON BOARD	PLANNED OPT'G ASSIGNMENTS 30 JUN 1960	30 SEP 1960	31 DEC 1960	31 MAR 1961
GUIDED MISSLE SERVICE SQDN								
GMSRON 2	ROOSEVLT RDS	FJ 3D2	A1	7				
		FJ 3D2	B	1				
		P2V 5FD	A8	2				
		T 28BD	A2	2				
		HUS 1A	A8	1				
		F9F 6K	A8	13				
				26*				
FLEET AIR RECONNAISSANCE SQDNS								
VQ 2	ROTA	A3D 2Q	A1	6	9	9	9	9
		A3D 1Q	D5	1				
		A3D 1	D5	1				
		WV,2Q	A1	3	3	3	3	3
				11*	12	12	12	12
CARRIER ANTI SUBMARINE SQDNS								
VS 22	QUONSET PNT	S2F 1	A1		10	10	10	10
				*	10	10	10	10
VS 24	NORFOLK	S2F 1	A1		10	10	10	10
				*	10	10	10	10
VS 26	NORFOLK	S2F 1	A1		10	10	10	10
				*	10	10	10	10
VS 27	NORFOLK	S2F 3	A1					5
		S2F 2	A1	3				
		S2F 2	B	1				
		S2F 1	A1	6	10	10	10	5
		S2F 1	G6	1				
		S2F 1S	A1	11				
		S2F 1S	B	1				
				23*	10	10	10	10
VS 28	QUONSET PNT	S2F 1	A1		10	10	10	10
				*	10	10	10	10
VS 30	NORFOLK	S2F 2	A1	5	7	3		
		S2F 1	A1	3	4	8	11	11
		S2F 1	B	1				
		S2F 1S	A1	12				
		S2F 1S	D5	1				
				22*	11	11	11	11
VS 31	QUONSET PNT	S2F 2	A1	2				
		S2F 2	D5	1				
		S2F 1	A1	10	10	10	10	10
		S2F 1	B	1				
		S2F 1S	A1	8				
		S2F 1S	B	2				
				24*	10	10	10	10
VS 32	QUONSET PNT	S2F 2	A1	2				
		S2F 2	D5	1				
		S2F 1	A1	3	10	10	10	10
		S2F 1	B	1				
		S2F 1	G6	1				
		S2F 1S	A1	12				
		S2F 1S	B	2				
				22*	10	10	10	10
VS 34	QUONSET PNT	S2F 1	A1		10	10	10	10
				*	10	10	10	10
VS 36	ABD RANDOLPH	S2F 3	A1		1	4	9	10
		S2F 2	A1	1				
		S2F 1	A1	6	9	6	1	
		S2F 1	G6	1				
		S2F 1S	A1	12				
		S2F 1S	B	2				
		S2F 1S	G5	1				
				23*	10	10	10	10
VS 39	QUONSET PNT	S2F 2	B	2				
		S2F 2	D5	1				
		S2F 1	A1	8	10	10	10	10
		S2F 1S	A1	12				
		S2F 1S	B	1				
		S2F 1S	D5	1				
				25*	10	10	10	10

[redacted]

DECLASSIFIED

[redacted]

TOTAL PROGRAM & NON-PROGRAM AIRCRAFT

TABLE 2 LOCATION OF AIRCRAFT INVENTORY AND PLANNED OPERATING ASSIGNMENTS

BY COMMAND AND UNIT

LANT UNIT	LOCATION	MODEL	INVENTORY STATUS	INVENTORY NO ON BOARD	PLANNED OPT'G ASSIGNMENTS 30 JUN 1960	30 SEP 1960	31 DEC 1960	31 MAR 1961
HELICOPTER ANTI SUBMARINE SQDNS								
HS 1	KEY WEST	HSS 2	A4		3	5	7	12
		HSS 1	A1	14	11	8	6	2
		HSS 1N	A1			1	2	2
				14*	14	14	15	16
HS 3	NORFOLK	HSS 1	A1	15	14	15	1	
		HSS 1N	A1				15	16
				15*	14	15	16	16
HS 5	QUONSET PNT	HSS 1	A1	6	4			
		HSS 1N	A1	8	10	15	15	16
				14*	14	15	15	16
HS 7	ABD RANDOLPH	HSS 1	A1	14	14			
		HSS 1N	A1			14	15	16
				14*	14	14	15	16
HS 9	QUONSET PNT	HSS 1	A1	14	14	15	16	16
				14*	14	15	16	16
HS 11	QUONSET PNT	HSS 1	A1	4	4			
		HSS 1N	A1	9	10	15	15	16
				13*	14	15	15	16
PATROL SQDNS LAND PLANE								
VP 5	JACKSONVILLE	P2V 5	A1		3	3	2	
		P2V 5F	A1	4				
		P2V 5F	HO	1				
		P2V 5S	A1	7	8	8	9	11
				12*	11	11	11	11
VP 7	BRUNSWICK	P2V 5F	A1	4				
		P2V 5F	B	1				
		P2V 5S	A1	8	11	11	11	11
				13*	11	11	11	11
VP 8	ARGENTIA	P2V 5S	A1	12	11	11	11	11
				12*	11	11	11	11
VP 10	BRUNSWICK	P2V 5	A1		4	2		
		P2V 5F	A1	7				
		P2V 5S	A1	5	7	9	11	11
				12*	11	11	11	11
VP 11	BRUNSWICK	P2V 7	A1	7	5	3	1	
		P2V 7S	A1	6	6	8	10	11
				13*	11	11	11	11
VP 16	JACKSONVILLE	P2V 5	A1		5			
		P2V 5F	A1	7				
		P2V 5F	G6	2				
		P2V 5S	A1	3	6	11	11	11
				12*	11	11	11	11
VP 18	JACKSONVILLE	P2V 7	A1	5	4	4	1	
		P2V 7S	A1	9	7	7	10	11
				14	11	11	11	11
VP 21	SIGONELLA	P2V 7	A1	4	4	4	1	
		P2V 7S	A1	8	7	7	10	11
				12*	11	11	11	11
VP 23	BRUNSWICK	P2V 7	A1	1				
		P2V 7S	A1	9	11	11	11	11
		P2V 7S	B	2				
				12*	11	11	11	11
VP 24	NORFOLK	P2V 7S	A1	12	11	11	11	11
				12*	11	11	11	11
VP 26	ROTA	P2V 5	A1		4	2		
		P2V 5F	A1	4				
		P2V 5S	A1	8	7	9	11	11
				12*	11	11	11	11
PATROL SQDNS SEA PLANE								
VP 44	NORFOLK	P5M 2	A1	6	4			
		P5M 2S	A1	4	4	6	6	6
				10*	8	6	6	6
VP 45	BERMUDA	P5M 2S	A1		3	5	8	10
		P5M 1	A1	12	9	7	4	2
		P5M 1S	A1	1				
				13*	12	12	12	12
VP 49	BERMUDA	P5M 2S	A1		1	3	8	10
		P5M 1	A1	12	10	8	3	1
		P5M 1S	A1	1	1	1	1	1
				13*	12	12	12	12
VP 56	NORFOLK	P5M 2	A1	2	2			
		P5M 2S	A1	6	6	6	6	6
		P5M 1	A1	3				
		P5M 1S	A1	1				
				12*	8	6	6	6
REPLACEMENT PATROL SQUADRON								
VP 30	JACKSONVILLE	P2V 7	A4		3	2	1	
		P2V 7S	A4		2	3	4	5
		P2V 5	A4		3	2	1	
		P2V 5S	A4		3	4	5	6
				*	11	11	11	11
DET A	NORFOLK	P5M 1	A4		2	2	2	2
		P5M 1S	A4		2	2	2	2
				*	4	4	4	4
PATROL SQDNS AIRSHIP								
ZP 3	LAKEHURST	SNB 5	A4	1	1	1	1	1
		ZPG 2	AJ	1				
		ZPG 2	A1	3	4	4	4	4
		ZPG 2	B	1				
				6*	5	5	5	5
FLEET AIR EARLY WARNING SQDNS								
VW 2	PTXNT RIVER	WV 2	A2	7	12	6	6	6
				7*	12	6	6	6
DET B	SIGONELLA	WV 2	A2	3				
				3*				
VW 4	JACKSONVILLE	WV 3	A2	4	6	6	6	6
		WV 3	B	1				
		WV 3	G5	1				
		WV 3	G6	1				
		WV 2	D9	1				
				8*	6	6	6	6
BARRIER SQDNS DISTANT WARNING								
VW 11	ARGENTIA	WV 2	A2	10	12	12	12	12
		WV 2	D9	2				
		WV 2	EL	1				
		WV 2	G5	1				
		WV 2	HO	1				
				15*	12	12	12	12
VW 13	PTXNT RIVER	WV 2	A2	6	6	6	6	6
		WV 2	B	2				
		WV 2	D9	2				
		WV 2	G5	1				
				11*	6	6	6	6
VW 15	PTXNT RIVER	WV 2	A2	6	6	6	6	6
		WV 2	B	3				
		WV 2	D9	1				
				10*	6	6	6	6
AEWTRAUNIT	PTXNT RIVER	R7V 1	A5	3	4	4	4	4
		R7V 1	B	1				
		R7V 1	EL	1				
				5*	4	4	4	4
BARRIER SQDNS CONTIGUOUS								
ZW 1	LAKEHURST	SNB 5	A4	2	2	2	2	2
		ZPG 3W	A2	3	3	4	4	4
		ZPG 2W	A2	1	1	1		
				6*	6	7	6	6
HELICOPTER RECONNAISSANCE SAR SQDNS								
HU 2	LAKEHURST	SNB 5	A4	1	1	1	1	1
		HO4S 3	A2	1	1	1		
		HRS 3	A2	7	13	13	13	13
		HU2K 1	A2			1	3	5
		HUK 1	A2	4	8	4	4	4
		HUS 1A	A2		2	2	2	2
		HUL 1	A2	5	7	7	7	7
		HUP 3	A2		5	11	17	20
		HUP 2	A2	11	18	13	6	
		HTL 7	A2	5	6	6	5	5
		HTL 5	A2	2	1			
		HTL 4	A2	2	2			
				38*	64	59	58	57
DET 1	NORFOLK	HUS 1	A2	1				
		HUS 1A	A2	1				
		HUS 1A	Y	1				
		HUP 2	A2	1				
				4*				
DET 23	ABD DESMOINS	HUP 2	A2	1				
				1*				
DET 25	ABD NPT NEWS	HUP 2	A2	1				
				1*				
DET 33	ABD INTREPID	HUP 2	A2	2				
				2*				

[redacted]

TABLE 2 **LOCATION OF AIRCRAFT INVENTORY AND PLANNED OPERATING ASSIGNMENTS**

BY COMMAND AND UNIT

LANT UNIT	LOCATION	MODEL	INVENTORY STATUS	INVENTORY NO ON BOARD	PLANNED OPT'G ASSIGNMENTS 30 JUN 1960	30 SEP 1960	31 DEC 1960	31 MAR 1961
HU 2 DET 34	ABD CHMPLAIN	HUK 1	A2	1				
				1*				
DET 36	ABD RANDOLPH	HUK 1	A2	1				
				1*				
DET 42	ABD FORRESTL	HUP 2	A2	2				
				2*				
DET 52	ABD VALY FRG	HUK 1	A2	1				
				1*				
DET 76	ABD TANNER	HRS 3	A2	1				
				1*				
DET 82	ABD WALDO CO	HRS 3	A2	1				
				1*				
DET 92	ABD POCONO	HUP 2	A2	1				
				1*				
FLEET TACTICAL SUPPORT SQDNS								
VR 1	PTXNT RIVER	R6D 1	A2	1	2	2	2	2
		R5D 3	A2	1				
		R6D 1Z	A2	3	4	4	4	4
		R5D Z	A2		1	1	1	1
		R5D 2Z	A2	1				
		R4Y 1	A2	7	10	11	11	11
				13*	17	18	18	18
VR 24	PORT LYAUTEY	R5D 5	A2	5	6	6	6	6
		R5D 5	B	2				
		R5D 5	G6	1				
		TF 1	A2		6	6	6	6
				8*	12	12	12	12
DET	NAPLES	TF 1	A2	7				
				7*				
MARINE HEADQUARTERS SQDNS								
MARS MWSG 27	CHERRY POINT	AD 5	A1		2	2	2	2
		AD 5	A2	3				
		R5D 2 3	A2		1	1	1	1
		R5D 5	A2	1	2	2	2	2
		R5D 3	A2	1				
		R4D 8	A2	3	2	2	2	2
		F9F 8T	A4		4	4	4	4
		F9F 8T	A6	4				
		SNB 5	A6	1	1	1	1	1
				13*	12	12	12	12
H&MS 14	CHERRY POINT	R4D 5 6	A2		1	1	1	1
		R4D 6	A2	1				
		F9F 8T	A2	3	2	2	2	2
				4*	3	3	3	3
H&MS 24	CHERRY POINT	R4D 8	A2		1	1	1	1
		R4D 6	A2	1				
		F9F 8T	A2	1	3	3	3	3
		F9F 8T	B	2				
				4*	4	4	4	4
H&MS 26	NEW RIV JAX	R4D 8	A2	1	2	2	2	2
				1*	2	2	2	2
H&MS 32	CHERRY POINT	R4D 8	A2	1				
		R4D 5 6	A2		1	1	1	1
		F9F 8T	A2	3	3	3	3	3
				4*	4	4	4	4
MARINE FIGHTER SQDNS								
VMF 122	GTMO BAY	F8U 1	A1	19	20	20	20	20
		F8U 1	G6	1				
				20*	20	0	20	20
VMF 235	BEAUFORT	F8U 1	A1	2			2	4
		F8U 1	D5	2				
		F8U 1E	A1	14	20	20	18	16
		F8U 1E	D5	1				
				19*	20	20	20	20
VMF 251	BEAUFORT	F8U 1	A1				20	20
				*			20	20
VMF 333	BEAUFORT	F8U 2	A1	20	20	20	20	20
				20*	20	20	20	20
VMF 312	BEAUFORT	F8U 1	A1	13	20	20		
		F8U 1	B	1				
		F8U 1	D5	1				
		F8U 1E	A1	8				
		F8U 1E	G6	1				
				24*	20	20		
MARINE FIGHTER ALL WEATHER SQDNS								
VMFAW 114	CHERRY POINT	F4D 1	A1	21	20	20	20	20
		F4D 1	B	2				
				23*	20	20	20	20
VMFAW 115	CHERRY POINT	F4D 1	A1	20				
		F4D 1	D5	2				
				22*				
VMFAW 531	CHERRY POINT	F4D 1	A1		20	20	20	20
				*	20	20	20	20
MARINE ATTACK SQDNS								
VMA 224	CHERRY POINT	A4D 2	A1	20	20	20	20	20
		A4D 2	B	2				
				22*	20	20	20	20
VMA 225	CHERRY PNT	A4D 2	A1	8				
		A4D 2N	A1	16	20	20	20	20
				24*	20	20	20	20
VMA 324	ABD ANTIETAM	A4D 2	A1	20	20			
		A4D 2	B	2				
		A4D 2	D5	1				
				23*	20			
VMA 331	BEAUFORT	A4D 2	A1	20	20	20	20	20
				20*	20	20	20	20
VMA 332	CHERRY POINT	A4D 2	A1			20		
		A4D 2N	A1				20	20
				*		20	20	20
VMA 533	GTMO BAY	A4D 2	A1	20	20	20	20	20
		A4D 2	B	1				
				21*	20	20	20	20
MARINE COMPOSITE PHOTOGRAPHIC SQDNS								
VMCJ 2	CHERRY POINT	F8U 1P	A1	10	9	9	9	9
		F8U 1P	B	2				
		F3D 2Q	A1	6	6	6	6	6
				18*	15	15	15	15
MARINE TRANSPORT SQDNS								
VMR 252	CHERRY POINT	R4Q 2	A2	19	20	20	20	20
		R4Q 2	B	1				
				20*	20	20	20	20
DET	PORT LYAUTEY	R4Q 2	A2	1				
				1*				
VMR 353	CHERRY POINT	R4Q 2	A2	8	9	9	9	9
				8*	9	9	9	9
MARINE HELICOPTER TRANSPORT SQDNS								
HMRL 264	ABD BOXER	HUS 1	A1	18	18	18	20	20
		HUS 1	Q1	1				
				19*	18	18	20	20
HMRL 261	NEW RIV JAX	HUS 1	A1		18	18	20	20
				*	18	18	20	20
HMRL 262	NEW RIV JAX	HUS 1	A1	37	18	18	20	20
		HUS 1	B	1				
		HUS 1A	A1	1				
				39*	18	18	20	20
HMRL 263	NEW RIV JAX	HRS 3	A1	19	22	19	16	9
		HUS 1	A1			2	6	6
				19*	22	21	22	15
HMRM 461	ABD CHMPLAIN	HR2S 1	A1	10				
		HR2S 1	A2		12	12	13	13
				10*	12	12	13	13
MARINE OBSERVATION SQDNS								
VMO 1	NEW RIV JAX	OE 2	A1	5	5	5	5	5
		OE 1	A1	7	7	7	7	7
		OE 1	B	1				
		HOK 1	A1	7	12	12	12	12
		HOK 1	EN	2				
				22*	24	24	24	24

DECLASSIFIED

[redacted]

TOTAL PROGRAM & NON-PROGRAM AIRCRAFT

TABLE 2 **LOCATION OF AIRCRAFT INVENTORY AND PLANNED OPERATING ASSIGNMENTS**

BY COMMAND AND UNIT

LANT UNIT	LOCATION	MODEL	INVENTORY STATUS	INVENTORY NO ON BOARD	PLANNED OPT'G ASSIGNMENTS 30 JUN 1960	30 SEP 1960	31 DEC 1960	31 MAR 1961
OPERATIONAL TEST AND EVALUATION FORCE								
VX 1	KEY WEST	S2F 3	A9		1	1	1	1
		S2F 1	A9		2	2	2	2
		S2F 1S	A9	1				
		S2F 1S1	A9	2				
		P2V 7S	A9	3	3	3	3	3
		P5M 2	A9	1	1			
		P5M 2S	A9			1	1	1
		P5M 1S	A9	1	1	1	1	1
		SNB 5	A6		1	1	1	1
		SNB 5	A9	1				
		HSS 1	A9	3	3	3	3	3
		HTL 7	A9	1				
				13*	12	12	12	12
VX 6	QUONSET PNT	P2V 7	A8	2	3	3	3	
		P2V 7	D5	1				
		R7V 1	A8	1	1	1	1	1
		R5D 2 3	A8		1	1	1	1
		R5D 3	G5	1				
		C 130BL	A8				4	4
		R4D 8	A8	1	4	4	3	3
		R4D 8	B	3				
		R4D 5	B	1				
		UC 1	AQ	1				
		UC 1	A8	3	6	6	6	6
		UC 1	B	1				
		HUS 1A	A8	2	4	4	4	4
				17*	19	19	22	19
FLEET AIRCRAFT SERVICE SQDNS								
FASRON 3	NORFOLK	S2F 2	A5	1	1			
		S2F 1	A2	1				
		S2F 1	A5		1			
		TF 1	A2	5	5			
		SNB 5	A6	10	10			
		SNB 5	B	4				
				21*	17			
FASRON 5	OCEANA	R4D 5	A2	1				
				1*				
FASRON 102	NORFOLK	WV 2	A2		1			
		WV 2	A9	1				
		R5D 4R	A9		1			
		R4Y 1	A2	3	3			
		UF 2	A2	1				
		UF 1	A8		1			
		SNB 5	A6	2	2			
				7*	8			
FASRON 105	ROOSEVLT RDS	UF 2	A2	4				
				1*				
FASRON 106	ARGENTIA	R5D 5	A2	1	1			
		SNB 5	A6	1	1			
				2*	2			
FASRON 107	ICELAND	R5D 5	A2	1	1			
				1*	1			
FASRON SPC 200	LONDON	R4D 8	A2	2				
		R4D 5	A2	1				
		R4Y 1	A2	1				
		SNB 5	A6	3				
				7*				
FLEET UTILITY AND DRONE CONTROL SQDNS								
VU 2	QUONSET PNT	FJ 3	A8	6	6	6	6	6
		FJ 3	F1	1				
		FJ 3M	A8	4	4	4	4	4
		FJ 3M	G6	2				
		JD 1	A8	3				
				16*	10	10	10	10
DET	QUONSET PNT	JD 1	A8		3	3	3	3
				*	3	3	3	3
VU 4	OCEANA	FJ 3	A8	3				
		FJ 3M	A8	7	10	10	10	10
		FJ 3M	D5	2				
		JD 1	A8	3	3	3	3	3
				15*	13	13	13	13
VU 8	ROOSEVLT RDS	FJ 3D2	A8		7	7	7	7
		P2V 5FD	A8		2	2	2	2
		T 28BD	A8		2	2	2	2
		HUS 1A	A8		1	1	1	1
				*	12	12	12	12
VU 10	GTMO BAY	FJ 3	A8	1				
		FJ 3	B	1				
		FJ 3M	A8	6	7	7	7	7
		JD 1	A8	2	5	5	5	5
				10*	12	12	12	12
DET	JACKSONVILLE	JD 1	A8	1				
		JD 1D	A8	1				
				2*				

LANT UNIT	LOCATION	MODEL	INVENTORY STATUS	INVENTORY NO ON BOARD	PLANNED OPT'G ASSIGNMENTS 30 JUN 1960	30 SEP 1960	31 DEC 1960	31 MAR 1961
AIRCRAFT FERRY SQUADRONS								
VRF 31	NORFOLK	R4D 8	A2	1	2			
		R4D 5	A2	1				
		SNB 5	A2	1	1			
				3*	3			
FLEET BASES OVERSEAS								
NAVSTA	ARGENTIA	R5D 5	A2	1	1	2	2	2
		UF 2	A2	1	1	1	1	1
		SNB 5	A6			1	1	1
		HUS 1A	A2	2	2	2	2	2
				4*	4	6	6	6
NAVSTA	BERMUDA	UF 2	A2	1	1	1	1	1
				1*	1	1	1	1
NAF	NAPLES	AD 6	G6	2				
		AD 5	A2	4	4	4	4	4
		R5D Z	A2		1	1	1	1
		R5D 2Z	A2	1				
		R4D 8	A2	2	2	2	2	2
		R4Y 1	A2	1	1	1	1	1
		SNB 5	A6	5	5	5	5	5
		HUP 3	A2					1
		HUP 2	A2		1	1	1	
		HUP 2	A8	1				
				16*	14	14	14	14
NAF	SIGONELLA	R4D 8	A2	1	1	1	1	1
		UF 2	A2		1	1	1	1
		UF 1	A2	1				
		SNB 5	A2	1				
		SNB 5	A6		1	1	1	1
				3*	3	3	3	3
NAF	LAJES	UF 2	A2		1	1	1	1
		UF 1	A6	1				
				1*	1	1	1	1
NAF	KEFLAVIK	R5D 5	A2			1	1	1
				*		1	1	1
HDQTRS CMEF	DHAHRAN AFB	R4D 8	A2		1	1	1	1
		R4D 8	A8	1				
				1*	1	1	1	1
NAF ADV BASE	PORT LYAUTEY	R4D 5 6	A2		1	1	1	1
		R4D 5	A2	1				
		UF 2	A2		1	1	1	1
		UF 1	A2	1				
		SNB 5	A6	1	2	2	2	2
		HUP 3	A2					1
		HUP 2	A2	1	1	1	1	
				4*	5	5	5	5
NAVSTA	ROTA	F8U 2	H5	1				
		F8U 1	G5	1				
		F3H 2	G5	2				
		F4D 1	B	1				
		F4D 1	H5	1				
		F8U 1P	H5	1				
		A4D 2	B	1				
		A4D 2	G5	1				
		A4D 2	H5	1				
		AD 6	H5	1				
		AD 5W	H5	1				
		R4D 8	A2	1	1	1	1	1
		R4D 5 6	A6		1	1	1	1
		R4D 6	A2	1				
		SNB 5	A6	3	3	3	3	3
		HUP 2	A2	1	1	1	1	1
				18*	6	6	6	6
FLT AIR DET	LONDON	R4D 8	A2		2	2	2	2
		R4D 5 6	A2		1	1	1	1
		R4Y 1	A2		1	1	1	1
		SNB 5	A6		3	3	3	3
					7	7	7	7

[redacted]

DECLASSIFIED

[redacted]

TOTAL PROGRAM & NON-PROGRAM AIRCRAFT

TABLE 2 LOCATION OF AIRCRAFT INVENTORY AND PLANNED OPERATING ASSIGNMENTS

BY COMMAND AND UNIT

LANT UNIT	LOCATION	MODEL	INVENTORY STATUS	INVENTORY NO ON BOARD	PLANNED OPT'G ASSIGNMENTS 30 JUN 1960	30 SEP 1960	31 DEC 1960	31 MAR 1961
SIXTH NAVAL DISTRICT								
NAS JAX	JACKSONVILLE	R4D 6	A8	1				
		HRS 3	B	1				
				2*				
TENTH NAVAL DISTRICT								
NAVSTA	TRINIDAD	UF 2	A2		1	1	1	1
		UF 2	A8	1				
				1*	1	1	1	1
NAS GTMO BAY	GTMO BAY	FJ 3M	HO	1				
		R4D 5 6	A2		1	1	1	1
		R4D 6	A8	1				
		UF 2	A2	2	2	2	2	
		UF 1	A2					2
		SNB 5	A6	1	1	1	1	1
		T 34B	A8	1	1			
		HRS 3	A2		1	1	1	1
		HUP 2	A2	1				
				7*	6	5	5	5
NAVSTA	ROOSEVLT RDS	R4D 8	A2	2	2	2	2	2
		UF 2	A2	1	2	2	2	2
		UF 1	A8	1				
		SNB 5	A6	1	1	1	1	1
		HRS 3	A2		1	1	1	1
		HUP 2	A2	1				
				6*	6	6	6	6
FIFTEENTH NAVAL DISTRICT								
COM FIFTEEN	PANAMA	R4Y 1	A2		1	1	1	1
		R4Y 1	A8	1				
				1*	1	1	1	1
CV AND AV UTILITY AIRCRAFT								
CVS 9 ESSEX	NORFOLK	TF 1	A2		1	1	1	1
		TF 1	A6	1				
		TF 1	D5	1				
				2*	1	1	1	1
CVA 11 INTREPD	QUONSET PNT	TF 1	A2	1	1	1	1	1
				1*	1	1	1	1
CVS15 RANDOLPH	NORFOLK	TF 1	A2	1	1	1	1	1
		TF 1	D5	1				
				2*	1	1	1	1
LPH 4 BOXER	NORFOLK	HTL 7	A2	1	1	1	1	1
				1*	1	1	1	1
CVS 36 ANTETAM	NEW YORK	TF 1	A2	1	1	1	1	1
				1*	1	1	1	1
CVS 39 CHMPLAN	MAYPORT	TF 1	A2	1	1	1	1	1
				1*	1	1	1	1
CVS 40 TARAWA	NEWPORT	TF 1	A2	1				
				1*				
CVA 38 SHANGRL	MAYPORT	TF 1	A2		1	1	1	1
				*	1	1	1	1
CVA 42 FDR	MAYPORT	TF 1	A2	1	1	1	1	1
				1*	1	1	1	1
CVA 59 FORSTAL	NORFOLK	TF 1	A2	1	1	1	1	1
				1*	1	1	1	1
CVA 60 SARATOG	NEW YORK	TF 1	A2	1	1	1	1	1
		TF 1	D5	1				
				2*	1	1	1	1
CVS 45 VALYFRG	NORFOLK	TF 1	A2	1	1	1	1	1
				1*	1	1	1	1
CVS 18 WASP	NORFOLK	TF 1	A2	1	1	1	1	1
				1*	1	1	1	1
CVA 62 INDPEND	NORFOLK	TF 1	A2	1	1	1	1	1
				1*	1	1	1	1
AV 5 ALBERMRLE	NORFOLK	UF 1	A2	1	1	1	1	1
				1*	1	1	1	1
MARINE AIR FMF & FORCE AVIATION HDQTR SQDNS								
HS FMFLNT	NORFOLK	R5D 5R	A2	1	1	1	1	1
		R4Y 1	A2	1	1	1	1	1
		F9F 8T	A4		2	2	2	2
		F9F 8T	A6	2				
		SNB 5	A6	2	2	2	2	2
				6*	6	6	6	6
MARINE FLEET TRAINING SQDNS								
VMT 1	CHERRY POINT	F9F 8T	A2	19	20	20	20	20
		F9F 8T	A4	1				
		F9F 8T	B	2				
		F9F 8T	D5	2				
				24*	20	20	20	20
MARINE CORPS AIR STATIONS								
MCAS	CHERRY PNT	F3H 2	B	4				
				4*				
NAVAL ATTACHES AND MISSIONS LANT								
ATT ATHENS	GREECE	UF 2	A2		1	1	1	1
		UF 1	A8	1				
				1*	1	1	1	1
ATT CAIRO	EGYPT	R4D 5 6	A8		1	1	1	1
		R4D 6	A8	1				
				1	1	1	1	1
ATT MEXICO CTY	MEXICO	R4D 5 6	A8		1	1	1	1
		R4D 5	A8	1				
				1*	1	1	1	1
ATT NEW DELHI	INDIA	R4D 5 6	A8		1	1	1	1
		R4D 6	A8	1				
				1*	1	1	1	1
ATT OSLO	NORWAY	UF 2	A2		1	1	1	1
		UF 2	A8	1				
				1*	1	1	1	1
ATT CAPETOWN	SO AFRICA	R4D 5 6	A8		1	1	1	1
		R4D 6	A8	1				
				1*	1	1	1	1
ATT TEHRAN	IRAN	R4D 5 6	A8		1	1	1	1
		R4D 6	B5	1				
				1*	1	1	1	1
MISSION ANKARA	TURKEY	R4D 5 6	A8		1	1	1	1
				*	1	1	1	1
MISSION BOGOTA	COLOMBIA	R4D 5 6	A8		1	1	1	1
		R4D 5	A8	1				
				1*	1	1	1	1
MISSION PTAUPR	HAITI	HRS 3	A8	1	1	1	1	1
				1*	1	1	1	1
MISSION LIMA	PERU	R4D 5 6	A8		1	1	1	1
		R4D 5	A8	1				
				1*	1	1	1	1
MISSION QUITO	ECUADOR	R4D 5 6	A8		1	1	1	1
		R4D 6	A8	1				
				1*	1	1	1	1
MISSION RIO DJ	BRAZIL	R4D 6R	A8	1	1	1	1	1
				1*	1	1	1	1
MISSION VLPRSO	CHILE	R4D 5 6	A8		1	1	1	1
		R4D 6	A8	1				
				1*	1	1	1	1
NAV ADV GROUP	BUENOS AIRES	R4D 5 6	A8		1	1	1	1
				*	1	1	1	1
MISSION CUITRU	DOM REP	SNB 5	A8	1	1	1	1	1
				1*	1	1	1	1
PROGRAM OPERATING				1817	1873	1829	1851	1850
OPERATIONAL POOL				253				
TOTAL PROGRAM				2070				
NON PROGRAM (INCLUDING DRONES)				14				
TOTAL INVENTORY				2084				

[redacted]

DECLASSIFIED

[redacted]

TABLE 2 LOCATION OF AIRCRAFT INVENTORY AND PLANNED OPERATING ASSIGNMENTS

BY COMMAND AND UNIT

PAC UNIT	LOCATION	MODEL	INVENTORY STATUS	INVENTORY NO ON BOARD	PLANNED OPT'G ASSIGNMENTS 30 JUN 1960	30 SEP 1960	31 DEC 1960	31 MAR 1961
CARRIER AIR GROUPS								
CVG 2								
VA 23	ALAMEDA	FJ 4B	A1	12	12	12	12	12
		FJ 4B	B7	2				
		FJ 4B	G6	1				
				15*	12	12	12	12
VF 24	ALAMEDA	F8U 2	A1	14	14	14	14	14
				14*	14	14	14	14
VA 22	ALAMEDA	FJ 4B	A1	13	12	12	12	12
		FJ 4B	B7	1				
		FJ 4B	G6	1				
				15*	12	12	12	12
VF 21	ALAMEDA	F3H 2	A1	12	14	14	14	14
		F3H 2	D5	3				
				15*	14	14	14	14
VA 25	ALAMEDA	AD 7	A1	10	12	12	12	12
				10*	12	12	12	12
VAH 8	WHDBY ISLAND	A3D 2	A1	3	9	9	9	9
		A3D 2	D5	2				
				5*	9	9	9	9
CVG 5								
VF 51	ABD TICNDRGA	F8U 1	A1				14	14
		F4D 1	A1	11	12	12		
		F4D 1	D5	1				
				12*	12	12	14	14
VA 52	ABD TICNDRGA	AD 6	A1	10	12	12	12	12
				10*	12	12	12	12
VF 53	ABD TICNDRGA	F3H 2	A1	11	14	14	14	14
		F3H 2	I9	1				
				12*	14	14	14	14
VA 55	ABD TICNDRGA	A4D 2	A1	12	12	12	12	12
				12*	12	12	12	12
VA 56	ABD TICNDRGA	A4D 2	A1	12	12	12	12	12
				12*	12	12	12	12
VAH 4	WHDBY ISLAND	A3D 2	A1	12	9	12	14	14
		A3D 2	D5	1				
		A3D 2	G6	2				
				15*	9	12	14	14
CVG 9								
VF 91	ABD RANGER	F8U 2	A1	12	14	14	14	14
		F8U 2	G6	1				
				13*	14	14	14	14
VF 92	ABD RANGER	F3H 2	A1	11	14	14	14	14
		F3H 2	B7	3				
		F3H 2	G6	3				
				17*	14	14	14	14
VA 93	ABD RANGER	A4D 2	A1	12	12			
		A4D 2N	A1			12	12	12
				12*	12	12	12	12
VA 94	ABD RANGER	A4D 2	A1	12	12			
		A4D 2N	A1			12	12	12
				12*	12	12	12	12
VA 95	ABD RANGER	AD 7	A1	12	12	12	12	12
				12*	12	12	12	12
VAH 6	ABD RANGER	A3D 2	A1	8	12	12	12	12
				8*	12	12	12	12
CVG 11								
VF 111	MIRAMAR	F11F 1	A1	15	14	14	14	
		F11F 1	G6	1				
		F8U 2N	A1					14
				16*	14	14	14	14
VA 112	MIRAMAR	A4D 2	A1	12	12	12	12	12
				12*	12	12	12	12
VA 113	MIRAMAR	A4D 2	A1	11	12	12	12	12
		A4D 2	D5	1				
				12*	12	12	12	12
VF 114	MIRAMAR	F3H 2	A1	12	14	14	14	14
				12*	14	14	14	14
VA 115	MIRAMAR	AD 7	A1	16	12	12	12	8
		AD 7	G6	1				
		AD 6	A1					4
				17*	12	12	12	12
RCVG 12								
VF 121	MIRAMAR	F3H 2	A4	30	30	30	30	30
		F3H 2	D5	5				
		F4H 1	A4			2	10	10
		F9F 8T	A1	1				
		F9F 8T	A4	21	23	23	23	23
		F9F 8T	D5	3				
		F3D 2T2	A1		5	7	8	8
		F3D 2T2	A4	1				
				61*	58	62	71	71
VA 122	NORTH ISLAND	AD 7	A1		7	7	7	7
		AD 7	A4	4				
		AD 7	EJ	2				
		AD 6	A1		11	11	11	11
		AD 6	A4	17				
		AD 6	EJ	1				
		AD 5	A4	2				
		T 28B	A4	10	10	10	10	10
				36*	28	28	28	28
VF 124	MOFFETT FLD	F8U 2	A4	3	10	10	10	10
		F8U 2	B7	7				
		F8U 1	A4	17	26	20	10	10
		F8U 1	B7	1				
		F8U 1	D5	1				
		F8U 1	G6	1				
		F8U 1E	A4	6	4	4	4	4
		F8U 1E	D5	1				
		F8U 1E	G6	1				
		F8U 2N	A4			5	9	9
		F9F 8T	A4	27	27	27	27	27
		F9F 8T	B7	1				
		F9F 8T	D5	3				
				69*	67	66	60	60
VA 125	MOFFETT FLD	A4D 2	A4			5	5	5
		A4D 2N	A4		12	12	19	24
		A4D 2N	B	1				
		A4D 2N	B7	11				
		A4D 1	A4	16	12	7		
		A4D 1	D5	1				
				29*	24	24	24	29
VA 126	MIRAMAR	FJ 4	G5	1				
		A4D 2	A4		9	24	24	24
		A4D 1	A4	24	15			
		A4D 1	B7	2				
		FJ 4B	B7	9				
				36*	24	24	24	24
VAH 123	WHDBY ISLAND	A3D 2P	A1		2	1		
		A3D 2P	A4	2				
		A3D 2T	A4	4				
		A3D 2T	A5		4	4	4	4
		A3D 1	A4	12				
		A3D 1	A5		10	10	10	10
		A3D 1	G5	1				
		F9F 8T	A4	5	5	5	5	5
				14*	21	20	19	19

[redacted]

TABLE 2 LOCATION OF AIRCRAFT INVENTORY AND PLANNED OPERATING ASSIGNMENTS

BY COMMAND AND UNIT

PAC UNIT	LOCATION	MODEL	INVENTORY STATUS	INVENTORY NO ON BOARD	PLANNED OPT'G. ASSIGNMENTS 30 JUN 1960	30 SEP 1960	31 DEC 1960	31 MAR 1961
CVG 14								
VF 141	MIRAMAR	F3H 2	A1	12	14	14	14	14
				12*	14	14	14	14
VF 142	MIRAMAR	F8U 2	A1	14	14	14	14	14
				14*	14	14	14	14
VA 144	MIRAMAR	A4D 2N	A1				12	12
		FJ 4B	A1	11	12	12		
				11*	12	12	12	12
VA 145	MIRAMAR	AD 6	A1	9	12	12	12	12
				9*	12	12	12	12
VA 146	ABD RANGER	A4D 2N	A1				12	12
		FJ 4B	A1	11	12	12		
		FJ 4B	HO	1				
				12*	12	12	12	12
CVG 15								
VF 151	MOFFETT FLD	F3H 2	A1	9	14	14	14	14
		F3H 2	D5	2				
		F3H 2	G6	2				
		F3H 2	I9	2				
				15*	14	14	14	14
VA 152	MOFFETT FLD	AD 6	A1	11	12	12	12	12
				11*	12	12	12	12
VA 153	MOFFETT FLD	A4D 2	A1	10	12	12	12	12
		A4D 2	D5	2				
				12*	12	12	12	12
VF 154	MOFFETT FLD	F8U 1E	A1	13	14	14	14	14
		F8U 1E	D5	1				
		F8U 1E	G5	1				
				15*	14	14	14	14
VA 155	MOFFETT FLD	A4D 2	A1	10	12	12	12	12
		A4D 2	D5	2				
				12*	12	12	12	12
VAH 2	WHDBY ISLAND	A3D 2	A1	10	12	12	12	12
		A3D 2	G5	1				
				11*	12	12	12	12
CVG 19								
VF 191	ABD RICHARD	F8U 1	A1		14	14	14	14
		F11F 1	A1	12				
				12*	14	14	14	14
VA 192	ABD RICHARD	A4D 2	A1	12				
		A4D 2N	A1		12	12	12	12
				12*	12	12	12	12
VF 193	ABD RICHARD	F3H 2	A1	12	14	14	14	14
				12*	14	14	14	14
VA 195	ABD RICHARD	A4D 2	A1	12				
		A4D 2N	A1		12	12	12	12
				12*	12	12	12	12
VA 196	ABD RICHARD	AD 6	A1	10	12	12	12	12
				10*	12	12	12	12
VAH 4 E	ABD RICHARD	A3D 2	A1	3				
				3*				
VAH 4 N	ABD TICNDRGA	A3D 2	A1	3				
				3*				
VAH 7	ABD KITTYHWK	A3D 2	A1				6	6
				*			6	6
CVG 21								
VF 211	MOFFETT FLD	F8U 1	A1	14	14	14	14	14
				14*	14	14	14	14
VA 212	ABD LEXINGTN	FJ 4B	A1	12	12	12	12	12
		FJ 4B	B7	2				
				14*	12	12	12	12
VF 213	MOFFETT FLD	F3H 2	A1	13	14	14	14	14
		F3H 2	D5	2				
				15*	14	14	14	14
VA 215	MOFFETT FLD	AD 6	A1	10	12	12	12	12
				10*	12	12	12	12
VA 216	MOFFETT FLD	FJ 4B	A1	12	12	12	12	12
		FJ 4B	G6	1				
				13*	12	12	12	12

PAC UNIT	LOCATION	MODEL	INVENTORY STATUS	INVENTORY NO. ON BOARD	PLANNED OPT'G ASSIGNMENTS 30 JUN 1960	30 SEP 1960	31 DEC 1960	31 MAR 1961
COMPOSITE PHOTOGRAPHIC SQDNS								
VCP 61	AGANA	F8U 1P	A1	6	12	12	12	12
		F8U 1P	FE	4				
		F8U 1P	HO	1				
		A3D 2P	A1	6	6	6	6	6
		F9F 8T	A4	1	1	1	1	1
		SNB 5P	A4	1				
				19*	19	19	19	19
DET B	AGANA	F8U 1P	A1	3				
				3*				
DET M	ABD RANGER	F8U 1P	A1	3				
				3*				
VCP 63	MIRAMAR	F8U 1P	A1	19	20	20	20	20
		F8U 1P	G6	1				
		A3D 2P	A1	4	3	3	3	3
		F9F 8T	A4	3	3	3	3	3
				27*	26	26	26	26
AIR EARLY WARNING SQDNS								
VAW 11	NORTH ISLAND	AD 5	A1	1				
		AD 5Q	A1	13	10	8	8	8
		TF 1Q	A1	2	2	2	2	2
		WF 2	A1	8	18	16	14	14
		AD 5W	A1	17	20	23	22	21
		S2F 2	A1	2				
				43*	50	49	46	45
DET T	ABD YORKTOWN	AD 5W	A1	4				
				4*				
VAW 13	AGANA	AD 5Q	A1	4	6	8	8	8
		WF 2	A1			3	9	12
		AD 5W	A1	8	9	6	3	
				12*	15	17	20	20
DET M	ABD RANGER	AD 5Q	A1	2				
		AD 5W	A1	3				
				5*				
INTERCEPTOR SQDN								
VFAW 3	NORTH ISLAND	F3D 2	A4	1				
		F4D 1	A1	21	25	25	25	25
		F4D 1	B	1				
		F4D 1	B7	3				
		F4D 1	D5	6				
		F3D 2T2	A1	2				
		SNB 5	A8	1				
				35*	25	25	25	25
GUIDED MISSLE SERVICE SQDN								
GMSRON 1	BARBERS PNT	FJ 3D	A1	8	8	8	8	8
		F9F 5KD	A1	5	3	3	3	3
		TV 2D	A2	3	3	3	3	3
				16*	14	14	14	14
DET S	NAHA	F9F 5KD	A1	2	2	2	2	2
				2*	2	2	2	2
DET Z	POINT MUGU	FJ 4	A1		1	1	1	1
		FJ 4	D5	1				
		FJ 3D	A1	4	4	4	4	4
		F9F 5KD	A1	2	2	2	2	2
		TV 2D	A2	3	3	3	3	3
				10*	10	10	10	10
FLEET AIR RECONNAISSANCE SQDNS								
VQ 1	IWAKUNI	A3D 2Q	A1	6	8	9	9	9
		A3D 1Q	A1		1	1	1	1
		P4M 1Q	A1	3				
		WV 2Q	A1	2	3	3	3	3
		F9F 8T	A4	1				
		F9F 8T	A6		1	1	1	1
				12*	13	14	14	14

DECLASSIFIED

[redacted]

TOTAL PROGRAM & NON-PROGRAM AIRCRAFT

TABLE 2 **LOCATION OF AIRCRAFT INVENTORY AND PLANNED OPERATING ASSIGNMENTS**

BY COMMAND AND UNIT

PAC UNIT	LOCATION	MODEL	INVENTORY STATUS	INVENTORY NO ON BOARD	PLANNED OPT'G. ASSIGNMENTS 30 JUN 1960	30 SEP 1960	31 DEC 1960	31 MAR 1961
CARRIER ANTI SUBMARINE SQDNS								
VS 21	NORTH ISLAND	S2F 2	A1	1	3			
		S2F 2	HO	1				
		S2F 1	A1	2	7	10	10	10
		S2F 1	B7	1				
		S2F 1S	A1	5				
		S2F 1S	D5	2				
				12*	10	10	10	10
VS 23	ABD YORKTOWN	S2F 3	A1			2	6	10
		S2F 1	A1	9	20	8	4	
		S2F 1	B7	1				
		S2F 1S	A1	11				
				21*	20	10	10	10
VS 25	LOS ALAMITOS	S2F 1	A1			10	10	10
				*		10	10	10
VS 29	NORTH ISLAND	S2F 2	A1	2	3			
		S2F 1	A1	1	7	10	10	10
		S2F 1	B7	1				
		S2F 1S	A1	5				
		S2F 1S	D5	2				
				11*	10	10	10	10
VS 33	NORTH ISLAND	S2F 2	A1	2	2			
		S2F 1	A1	3	8	8	10	10
		S2F 1S	A1	5				
		S2F 1S	D5	3				
				13*	10	8	10	10
VS 35	LOS ALAMITOS	S2F 1	A1					10
				*				10
VS 37	LOS ALAMITOS	S2F 2	A1	4				
		S2F 1	A1	5	20	20	20	10
		S2F 1	D5	1				
		S2F 1	G6	2				
		S2F 1S	A1	10				
		S2F 1S	G6	1				
				23*	20	20	20	10
VS 38	NORTH ISLAND	S2F 2	A1	1	2	2		
		S2F 2	D5	1				
		S2F 1	A1	1	8	8	10	10
		S2F 1	D5	1				
		S2F 1S	A1	7				
		S2F 1S	D5	1				
				12*	10	10	10	10
VS 41	NORTH ISLAND	S2F 2	A4			6	4	
		S2F 1	A4			3	5	9
				*		9	9	9
HELICOPTER ANTI SUBMARINE SQDNS								
HS 2	REAM FLD	HSS 1	A1	13	15	15	7	7
		HSS 1	G6	2				
		HSS 1N	A1				8	8
				15*	15	15	15	15
HS 4	ABD YORKTOWN	HSS 2	A1		1	3	4	4
		HSS 1N	A1	15	14	12	12	12
				15*	15	15	16	16
HS 6	REAM FIELD	HSS 1	A1	10	11	3		
		HSS 1N	A1	1	2	12	15	15
				11*	13	15	15	15
HS 8	REAM FLD	HSS 1	A1	13	14	10	10	10
		HSS 1N	A1			5	5	5
				13*	14	15	15	15
PATROL SQDNS LAND PLANE								
VP 1	WHDBY ISLAND	P2V 7S	A1	11	11	11	11	11
				11*	11	11	11	11
VP 2	KODIAK	P2V 7	A1	4	3			
		P2V 7S	A1	8	8	11	11	11
				12*	11	11	11	11
VP 4	NAHA	P2V 5	A1		8			
		P2V 5F	A1	12				
		P2V 5F	D5	2				
		P2V 5S	A1		3	11	11	11
				14*	11	11	11	11
VP 6	BARBERS PNT	P2V 5S	A1	11	11	11	11	11
				11*	11	11	11	11
VP 9	ALAMEDA	P2V 7	A1	3	3	1		
		P2V 7S	A1	8	8	10	11	11
				11*	11	11	11	11
VP 17	WHDBY ISLAND	P2V 7S	A1	8	9	11	11	11
		P2V 5	A1		2			
		P2V 5F	A1	4				
				12*	11	11	11	11
VP 19	ALAMEDA	P2V 7	A1	*				
		P2V 7S	A1	11	11	11	11	11
				13*	11	11	11	11
VP 22	BARBERS PNT	P2V 5F	A1	5				
		P2V 5S	A1	7	11	11	11	11
				12*	11	11	11	11
VP 28	IWAKUNI	P2V 5S	A1	12	11	11	11	11
				12*	11	11	11	11
PATROL SQDNS SEA PLANE								
VP 40	SANGLEY PNT	P5M 2S	A1				1	11
		P5M 1	A1	11	11	11	10	
		P5M 1	I9	1				
				12*	11	11	11	11
VP 42	NORTH ISLAND	P5M 2S	A1		4	9	9	9
		P5M 1	A1	10	6			
				10*	10	9	9	9
VP 46	NORTH ISLAND	P5M 1	A1	10	6	4	2	1
		P5M 1S	A1		4	6	8	9
				10*	10	10	10	10
VP 47	ALAMEDA	P5M 2	A1	12	9	4		
		P5M 2S	A1		3	6	9	9
				12*	12	10	9	9
VP 48	NORTH ISLAND	P5M 2	A1	6				
		P5M 2S	A1	4	10	10	10	10
				10*	10	10	10	10
VP 50	WHDBY ISLAND	P5M 2S	A1	10	11	11	11	11
		P5M 2SX	A1	1				
				11*	11	11	11	11
REPLACEMENT PATROL SQUADRON								
VP 31	NORTH ISLAND	P2V 7S	A1				5	5
		P2V 5	A1		9	5		
		P2V 5S	A4			4	4	4
				*	9	9	9	9
FLEET AIR EARLY WARNING SQDNS								
VW 1	AGANA	WV 2	A2	8	9	9	9	9
		WV 2	D9	1				
		R7V 1	A5	1				
				10*	9	9	9	9
VW 3	AGANA	WV 2	A1		9			
		WV 2	A2	8				
		WV 2	D9	1				
				9*	9			
BARRIER SQUADRONS DISTANT WARNING								
AEWBARRONPAC	BARBERS PNT	WV 2	A2	27	25	25	25	25
		WV 2	D9	6				
		R7V 1	A5	4	5	5	5	5
		R7V 1	D9	1				
				38*	30	30	30	30
HELICOPTER RECONNAISSANCE SAR SQDNS								
HU 1	REAM FLD	HO4S 3	A2	1	1	1	1	1
		HRS 3	A1		4	6	6	6
		HRS 3	A2	3				
		HUS 1	A2	3	2	2	2	2
		HU2K 1	A2				2	2
		HUS 1A	A2	2				
		HUL 1	A2	6	6	6	6	6
		HUL 1	EJ	1				
		HUP 3	A2		7	12	17	17
		HUP 2	A1		10	10	2	2
		HUP 2	A2	15				
		HTL 7	A2	7				
		HTL 7	A4		7	7	6	6
				38*	37	44	42	42
DET 1	OPPAMA	HRS 3	A2	1				
		HUP 2	A1	1				
		HUP 2	A2	13	2	2	2	2
				15*	2	2	2	2
UNIT 1	ABD HELENA	HUP 2	A1		1			
				*	1			
UNIT 2	ABD MAURY	HRS 3	A1		1			
				*	1			
UNIT 3	ABD LST 802	HUP 2	A1		1			
				*	1			
UNIT 7	ABD ST PAUL	HUP 2	A1		1			
				*	1			

[redacted]

DECLASSIFIED

[redacted]

TOTAL PROGRAM & NON-PROGRAM AIRCRAFT

TABLE 2 LOCATION OF AIRCRAFT INVENTORY AND PLANNED OPERATING ASSIGNMENTS

BY COMMAND AND UNIT

PAC UNIT	LOCATION	MODEL	INVENTORY STATUS	INVENTORY NO ON BOARD	PLANNED OPT'G ASSIGNMENTS 30 JUN 1960	30 SEP 1960	31 DEC 1960	31 MAR 1961
HU 1 UNIT 12	NAVY 824	HRS 3	A1		1			
				*	1			
DET B	ABD TICNDRGA	HUP 2	A2		2			
				*	2			
DET C	ABD HANCOCK	HUP 2	A2			2	2	2
				*		2	2	2
DET D	ABD CORALSEA	HUP 2	A2				2	2
				*			2	2
DET F	ABD ORISKANY	HUP 2	A2		2	2		
				*	2	2		
DET L	ABD LEXINGTN	HUP 2	A2				2	2
				*			2	2
DET M	ABD RANGER	HUP 2	A2		2			
				*	2			
FLEET TACTICAL SUPPORT SQDNS								
VR 21	BARBERS PNT	R6D 1	A2	9	12	12	12	12
		R6D 1Z	A2	2	2	2	2	2
		R5D 2Z	A2	1	1	1	1	1
				12*	15	15	15	15
DET	NORTH ISLAND	R5D 5Z	A2	1	1	1	1	1
		R4Y 1	A2	3	3	3	3	3
		TF 1	A2	3	4	4	4	4
		TF 1	D5	1				
				8*	8	8	8	8
DET	ATSUGI	R5D 2Z	A2	1	1	1	1	1
		TF 1	A2	7	7	7	7	7
		TF 1	D5	1				
				9*	8	8	8	8
MARINE HEADQUARTERS SQDNS								
MARS 17	IWAKUNI	R5D 2 3	A2		2	2	2	2
		R5D 3	A2	1				
		R5D 3	D3	1				
		R4D 8	A2	3	4	4	4	4
		F9F 8T	A6	8	5	5	5	5
		SNB 5	A4	3				
		SNB 5	A6		3	3	3	2
		HRS 3	A1		2	2	2	2
		HUK 1	A2	2				
				18*	16	16	16	15
H6MS 11	CUBI PNT	F8U 1	B7	3				
		F4D 1	B7	1				
		F4D 1	D5	4				
		R4D 8	A2	1	1	1	1	1
		F9F 8T	A2		2	2	2	2
		F9F 8T	A4	3				
				12*	3	3	3	3
H6MS 12	IWAKUNI	A4D 2	D5	2				
		R4D 8	A2	1	1	1	1	1
		F9F 8T	A2		2	2	2	2
		F9F 8T	A4	3				
				6*	3	3	3	3
H6MS 13	KANEOHE	F8U 1	B7	1				
		FJ 4	B7	4				
		R5D 4R	A2	1	1	1	1	1
		R4D 6	A2	1				
		F9F 8T	A2		3	3	3	3
		F9F 8T	A4	3				
				10*	4	4	4	4
H6MS 15	EL TORO	F4D 1	D5	1				
		A4D 2	B7	1				
		R4D 5 6	A2		1	1	1	1
		R4D 5	A2	1				
		F9F 8T	A4	3				
		F9F 8T	A2		3	3	3	3
				6*	4	4	4	4
H6MS 16	FUTEMA	HUS 1	EJ	3				
		HUS 1	EY	1				
		HUS 1A	AK	2				
		HUS 1A	A2	1	3	3	3	3
				7*	3	3	3	3
MARS 37	EL TORO	R5D 4R	A2	1	1	1	1	1
		R4D 8	A2	2	2	2	2	2
		R4D 5 6	A2		1	1	1	1
		R4D 6	A2	1				
		R4D 5	A2	1				
		TV 2	A6	3	3	3	3	3
		F9F 8T	A6	5	4	4	4	4
		F9F 8T	D5	1				
		SNB 5	A6	1				
				15*	11	11	11	11
H6MS 33	EL TORO	R4D 5 6	A2		1	1	1	1
		R4D 6	A2	1				
		F9F 8T	A2		3	3	3	3
		F9F 8T	A4	3				
				4*	4	4	4	4
H6MS 36	SANTA ANA	HUS 1A	A2		1	1	1	1
				*	1	1	1	1
MARINE FIGHTER SQDNS								
VMF 232	KANEOHE	F8U 1	A1	1				
		F8U 1E	A1	7	20	20	20	20
		F8U 1E	D5	5				
		F8U 1E	EN	6				
				19*	20	20	20	20
VMF 251	CUBI PNT	F8U 1E	A1	14	20	20	20	20
		F8U 1E	D5	6				
				20*	20	20	20	20
VMF 323	EL TORO	F8U 1	A1	18	20	20	20	20
		F8U 1	B7	3				
		F8U 1	D5	2				
				23*	20	20	20	20
VMF 334	EL TORO	F8U 1	A1	17	20	20	20	20
		F8U 1	B7	3				
		F8U 1	D5	2				
		F8U 1	G6	1				
				23*	20	20	20	20
VMF 451	EL TORO	F8U 2	A1	20	20	20	20	20
		F8U 2	B7	2				
				22*	20	20	20	20
MARINE ALL WEATHER FIGHTER SQDNS								
VMFAW 115	ATSUGI	F4D 1	A1		20	20	20	20
				*	20	20	20	20
VMFAW 314	ATSUGI	F4D 1	A1	19	20	20	20	20
		F4D 1	B7	3				
		F4D 1	Q1	1				
				23*	20	20	20	20
VMFAW 513	EL TORO	F4D 1	A1	14	20	20	20	20
		F4D 1	D5	4				
		F4D 1	F6	1				
				19*	20	20	20	20
VMFAW 531	CUBI PNT	F4D 1	A1	20				
				20*				
VMFAW 542	CUBI PNT	F4D 1	A1	20	20	20	20	20
				20*	20	20	20	20
MARINE ATTACK SQDNS								
VMA 121	IWAKUNI	A4D 2	A1	16	20	20	20	20
		A4D 2	D5	2				
		A4D 2	FE	1				
		A4D 2	HO	1				
				20*	20	20	20	20
VMA 211	EL TORO	A4D 2N	A1	18	20	20	20	20
		A4D 1	A1	3				
		A4D 1	D5	12				
				33*	20	20	20	20
VMA 212	KANEOHE	FJ 4B	A1	20	20	20	20	20
		FJ 4B	C9	2				
				22*	20	20	20	20
VMA 214	KANEOHE	FJ 4B	A1	21	20	20	20	20
				21*	20	20	20	20
VMA 223	EL TORO	FJ 4	B7	1				
		FJ 4	D5	2				
		A4D 2N	A1					20
		FJ 4B	A1	20	20	20	20	
		FJ 4B	B7	3				
				26*	20	20	20	20
VMA 311	EL TORO	A4D 2	A1	17	20	20	20	20
		A4D 2	D5	3				
				20*	20	20	20	20
VMA 332	IWAKUNI	A4D 2	A1	19	20	20	20	20
				19*	20	20	20	20

[redacted]

DECLASSIFIED

[redacted]

TABLE 2 **LOCATION OF AIRCRAFT INVENTORY AND PLANNED OPERATING ASSIGNMENTS**

BY COMMAND AND UNIT

PAC UNIT	LOCATION	MODEL	INVENTORY STATUS	INVENTORY NO ON BOARD	PLANNED OPT'G. ASSIGNMENTS 30 JUN 1960	30 SEP 1960	31 DEC 1960	31 MAR 1961
MARINE COMPOSITE PHOTOGRAPHIC SQDNS								
VMCJ 1	IWAKUNI	F8U 1P	A1	2	6	6	6	6
		F8U 1P	B	4				
		F8U 1P	G6	1				
		F3D 2Q	A1	7	6	6	6	6
				14*	12	12	12	12
VMCJ 3	EL TORO	F8U 1P	A1	11	12	12	12	12
		F8U 1P	B7	2				
		F8U 1P	G5	1				
		F3D 2Q	A1	5	9	9	9	9
				19*	21	21	21	21
MARINE TRANSPORT SQDNS								
VMR 253	IWAKUNI	R5D 2 3	A2		8	8	8	8
		R5D 3	A2	6				
		R5D 2	A2	2				
		R5D 2	D3	2				
		R4Q 2	A2	7	8	8	8	8
		R4Q 2	D3	3				
				20*	16	16	16	16
VMR 352	EL TORO	R5D 2 3	A2		10	10	10	10
		R5D 5	A2	1				
		R5D 3	A2	9				
		R5D 3	G6	1				
		R5D 2	A2	5				
		R4Q 2	A2	5	5	5	5	5
		GV 1	A2				1	1
				21*	15	15	16	16
MARINE HELICOPTER TRANSPORT SQDNS								
HMRL 161	KANEOHE	OE 1	A2	3				
		HUS 1	A1	8	12	12	12	12
				11*	12	12	12	12
HMRL 364	SANTA ANA	HUS 1	A1				5	5
				*			5	5
HMRL 162	FUTEMA	HUS 1	A1	18				
				18*				
HMRL 163	SANTA ANA	HUS 1	A1	24	24	24	24	24
		HUS 1	G6	1				
				25*	24	24	24	24
HMRL 261	FUTEMA	HUS 1	A1		24	24	24	24
				*	24	24	24	24
HMRL 361	SANTA ANA	HUS 1	A1	30	24	24	24	24
		HUS 1A	A1	1				
				31*	24	24	24	24
HMRL 362	ABD PRINCETN	HUS 1	A1	18	24	24	24	24
				18*	24	24	24	24
HMRL 363	EL TORO	HRS 3	A1	17	20	20	20	20
				17*	20	20	20	20
HMRM 462	SANTA ANA	HR2S 1	AJ	1				
		HR2S 1	A1	12	14	14	14	14
		HR2S 1	G6	1				
				14*	14	14	14	14
MARINE OBSERVATION SQDNS								
VMO 2	SUKIRON	OE 1	A1		10	10	10	10
		OE 1	A2	13				
		SNB 5	A6	2				
		HOK 1	AK	2				
		HOK 1	A1		12	12	12	12
		HOK 1	A2	8				
				25*	22	22	22	22
VMO 6	CAMP PENDLET	OE 2	A1	10	12	12	12	12
		HOK 1	A1	9	12	12	12	12
				19*	24	24	24	24
OPERATIONAL TEST AND EVALUATION FORCE								
VX 4	POINT MUGU	F8U 2N	A4			2	2	2
		F3H 2	A9	1	3	1		
		F3H 2	B	1				
		F3H 2	D5	2				
		F4H 1	A9		1	4	4	4
		F4D 1	A1		3	3	3	3
		F4D 1	A9	2				
		F4D 1	B7	1				
		A4D 2	A9	1	1	1	1	1
		A4D 1	A9	1	1	1		
		F9F 8T	A6	1	1	1	1	1
		F3D 2T2	A1		1	1	1	1
		F3D 2T2	G5	1				
		SNB 5	A6	1	1	1	1	1
		F9F 6K	A9	7				
				19*	12	15	13	13
VX 5	CHINA LAKE	A4D 2	A9	2	2	2	2	2
		A4D 2N	A9	4	4	4	4	4
		A4D 1	A9	1				
		FJ 4B	A9	1	2	2	2	1
		A3D 2	A9	1	1	1	1	1
		F9F 8T	A6	1	1	1	1	1
		SNB 5	A6	1	1	1	1	1
				11*	11	11	11	10
FLEET AIRCRAFT SERVICE SQDNS								
FASRON 4	NORTH ISLAND	AD 6	HO	1				
		AD 5	A6	1				
		R4D 8	A2	1				
		TF 1	A2	1				
		TF 1	D5	1				
		TV 2	A6	5	5			
		F9F 8T	A6	3	3			
		SNB 5	A6	8	4			
		SNB 5P	A6	1				
				22*	12			
DET A	LOS ALAMITOS	SNB 5	A6	2	1			
				2*	1			
FASRON 110	NORTH ISLAND	P5M 1	G6	1				
		SNB 5	A6	2				
				3*				
FASRON 114	KODIAK	UF 2	A2	1	1			
				1*	1			
FASRON 117	BARBERS PNT	TF 1	A2	1				
		UF 1	F6	2				
		F9F 8T	A6	2	3			
		SNB 5	A6	9	7			
		HRS 3	C9	2				
		HRS 3	F6	5				
				21*	10			
FLEET UTILITY AND DRONE CONTROL SQDNS								
VU 1	BARBERS PNT	F9F 6D	A8	2				
		FJ 3D2	A8	2	4	4	4	4
		AD 5	A2		6	6	6	6
		AD 5	A8	6				
		F9F 8T	A4		1	1	1	1
		F9F 8T	A8	1				
		SNB 5P	A8	1	1	1	1	1
		HUK 1	A8	1	1	1	1	1
		HUP 2	A8	1	1	1	1	1
				14*	14	14	14	14
VU 3	BROWN FIELD	FJ 3D2	A8	5	5	5	5	5
		FJ 3D2	D5	1				
		P2V 5FD	A8	1	1	1	1	1
		JD 1D	A8	6	3	3	3	3
		F9F 8T	A8	2				
		T 28BD	A8	3	2	2	2	2
				18*	11	11	11	11
VU 5	ATSUGI	FJ 4	A8	4	5	5	5	5
		FJ 4	G6	1				
		FJ 3D2	A8	4				
		JD 1	A8	3	4	4	4	4
		F9F 8T	A8	2				
		SNB 5P	A8	2	2	2	2	2
		HUS 1A	A8	1				
				17*	11	11	11	11
DET A	CUBI PNT	AD 5	A2		3	3	3	3
		AD 5	A8	1				
		JD 1	A8	2				
				3*	3	3	3	3
DET B	NAHA	FJ 3D2	A8		4	4	4	4
		P2V 5FD	A8	1	1	1	1	1
				1*	5	5	5	5
VU 7	BROWN FIELD	FJ 4	A8	11	12	12	12	12
		FJ 4	B7	3				
		FJ 4	D5	6				
		FJ 4	G5	1				
		R4D 5 6	A8		1	1	1	1
		R4D 5	A8	1				
		JD 1	A8	10	10	10	10	10
		SNB 5P	A8	2	1	1	1	1
				34*	24	24	24	24

[redacted]

DECLASSIFIED

TOTAL PROGRAM & NON-PROGRAM AIRCRAFT

TABLE 2 **LOCATION OF AIRCRAFT INVENTORY AND PLANNED OPERATING ASSIGNMENTS**

BY COMMAND AND UNIT

PAC UNIT	LOCATION	MODEL	INVENTORY STATUS	INVENTORY NO ON BOARD	PLANNED OPT'G ASSIGNMENTS 30 JUN 1960	30 SEP 1960	31 DEC 1960	31 MAR 1961
AIRCRAFT FERRY SQUADRONS								
VRF 32	NORTH ISLAND	R4D 8	A2	1				
		R4D 6	A2	1				
				2*				
FLEET BASES OVERSEAS								
NAS	AGANA	R5D 2 3	A2		1	1	1	1
		R5D 3	A2	1				
		UF 2	A2	1	2	2	2	2
		UF 1	A2	1	1	1	1	1
		SNB 5	A6	1	1	1	1	1
		HUK 1	A2	2	3	3	3	3
				6*	8	8	8	8
NAS	ATSUGI	AD 7	B	1				
		R4D 8	A2	1	1	1	1	1
		UF 1	A2		3	3	3	3
		F9F 8T	A6		7	7	7	7
		SNB 5	A6	7	7	7	7	6
		SNB 5	B	1				
		HRS 3	A1		2	2	2	2
		HUK 1	A2		1	1	1	1
		HUP 2	A2	2				
				12*	21	21	21	20
NAS CUBI PNT	CUBI PNT	F8U 1E	FE	1				
		F8U 1E	G6	4				
		F11F 1	B	1				
		F11F 1	G6	1				
		F3H 2	FE	1				
		A4D 2	FE	2				
		FJ 4B	B	1				
		FJ 4B	G6	1				
		AD 5W	B	1				
		UF 2	A2	1	1	1	1	1
		F9F 8T	A6	2	2	2	2	2
		SNB 5	A6	3	3	3	3	3
		SNB 5	G5	1				
		HUK 1	A2	2	2	2	2	2
				19*	8	8	8	8
NAF	NAHA	UF 1	A2	2	2	2	2	2
		SNB 5	A6	3	3	3	3	3
				5*	5	5	5	5
NAF	OPPAMA	F3H 2	G6	1				
		F3H 2	Y	1				
		F4D 1	D5	2				
		F8U 1P	EN	4				
		F8U 1P	G6	1				
		A4D 2	D5	1				
		A3D 1Q	EV	1				
		AD 6	EJ	1				
		AD 6	F1	1				
		UF 1	A2	3				
		UF 1	D1	2				
		SNB 5	D1	1				
		HOK 1	D1	4				
		HUS 1	B	3				
		HUS 1	D1	8				
		HUK 1	D1	1				
		HUP 2	B	1				
		HUP 2	D1	4				
				40*				
NAVSTA	SANGLEY PNT	R5D 2 3	A2		1	1	1	1
		R5D 2	A8	1				
		R4D 5 6	A2		2	2	2	2
		R4D 6	A8	1				
		UF 1	A2	1				
		SNB 5	A6	2	1	1	1	1
		HUK 1	A2	1	1	1	1	1
				6*	5	5	5	5
COMSEVENTH FLT	TAIWAN	R4D 8Z	A2	1	1	1	1	1
				1*	1	1	1	1
COMNAVFORJAPAN	YOKOSUKA	R4D 8	A2	1	1	1	1	1
				1*	1	1	1	1
COMNAVFORKOREA	SEOUL	SNB 5	A8	2	2	2	2	2
				2*	2	2	2	2
FL AIR DET	IWAKUNI	UF 2	A2			1	1	1
		UF 1	A2		1			
		SNB 5	A6		2	2	2	2
				*	3	3	3	3
NAVAL BASES AND NAVAL AIR STATIONS								
NAS ALAMEDA	ALAMEDA	F8U 2	C9	2				
		F8U 1	C9	3				
		F8U 1E	C9	3				
		FJ 4	A	2				
		FJ 4	C	2				
		FJ 4	D5	5				
		FJ 4	G5	2				
		FJ 4	G6	13				
		FJ 4	H5	1				
		F4D 1	C9	3				
		F8U 1P	C9	1				
		FJ 3D2	C9	3				
		A4D 2	C9	1				
		A4D 1	D5	3				
		FJ 4B	C9	1				
		FJ 4B	G5	2				
		A3D 2	G6	1				
		A3D 2	HO	1				
		AD 7	C9	1				
		AD 5	C9	3				
		P2V 5F	A	1				
		R4D 6	C9	2				
		UF 2	B	1				
		UF 2	C9	1				
		F9F 8T	C9	2				
		SNB 5	C9	2				
		HRS 3	C9	2				
		HUS 1	C9	3				
				67*				
NAS NORTH ISL	NORTH ISLAND	F3H 2	D5	1				
		F4D 1	B	1				
				2*				
NAS MIRAMAR	MIRAMAR	F11F 1	B	1				
		F3H 2	B	2				
		F3H 2	D5	1				
		AD 5	B7	1				
				5*				
NAS MOFFETT	MOFFETT FLD	F8U 2	B	2				
		F8U 1	B	1				
				3*				
FOURTEENTH NAVAL DISTRICT								
NAVSTA 14 ND	KWAJALEIN	UF 2	A2	2	5	5	5	5
		UF 1	A2	2				
				4*	5	5	5	5
NAS 14 NAVDST	BARBERS PNT	R5D 2 3	A2		1	1	1	1
		R5D 3	A2	1				
		R4D 8	A2	1	1	1	1	1
		F9F 8T	A6			3	3	3
		SNB 5	A6		2	9	9	8
		HUK 1	A2	2	2	2	2	2
				4*	6	16	16	15
NAVSTA 14 ND	MIDWAY	UF 2	A2	2	3	3	3	3
		UF 1	A2	1				
		HUK 1	A2		1	1	1	1
				3*	4	4	4	4
NAS 14 NAVDST	PEARL HARBOR	SNB 5	A6	1				
				1*				
SEVENTEENTH NAVAL DISTRICT								
NAVSTA 17 ND	ADAK	UF 2	A2	1	2	2	2	2
		UF 2	Q1	1				
				2*	2	2	2	2
NAVSTA 17 ND	KODIAK	R5D 2 3	A2		2	2	2	2
		R5D 3	A8	2				
		UF 2	A2			1	1	1
				2*	2	3	3	3

DECLASSIFIED

[redacted]

TOTAL PROGRAM & NON-PROGRAM AIRCRAFT

TABLE 2 **LOCATION OF AIRCRAFT INVENTORY AND PLANNED OPERATING ASSIGNMENTS**

BY COMMAND AND UNIT

PAC UNIT	LOCATION	MODEL	INVENTORY STATUS	INVENTORY NO ON BOARD	PLANNED OPT'G. ASSIGNMENTS 30 JUN 1960	30 SEP 1960	31 DEC 1960	31 MAR 1961
CV AND AV UTILITY AIRCRAFT								
CVA 61 RANGER	ALAMEDA	TF 1	A2	1	1	1	1	1
				1*	1	1	1	1
LPH 5 PRINCETN	PT HUENEME	HRS 3	A2	1				
				1*				
LPH 6 THETIS B	LOS ANGELES	HUS 1	A6	1				
				1*				
CVA 31 RICHARD	ALAMEDA	TF 1	A2	1	1	1	1	1
				1*	1	1	1	1
CVS 33 KERSRGE	LONG BEACH	TF 1	A2	1	1	1	1	1
				1*	1	1	1	1
CVS 12 HORNET	BREMERTON	TF 1	A2	1	1	1	1	1
				1*	1	1	1	1
CVS 20 BENNING	SAN DIEGO	TF 1	A2		1	1	1	1
		TF 1	D5	1				
				1*	1	1	1	1
CVS 10 YORKTWN	BREMERTON	TF 1	A2	1	1	1	1	1
				1*	1	1	1	1
CVA 14 TCNDRGA	ALAMEDA	TF 1	A2	1	1	1	1	1
				1*	1	1	1	1
CVA 16 LEXIGTN	LOS ANGELES	TF 1	A2	1	1	1	1	1
				1*	1	1	1	1
CVA 19 HANCOCK	SAN DIEGO	TF 1	A2	1	1	1	1	1
		TF 1	D5	1				
				2*	1	1	1	1
CVA 34 ORISKNY	ALAMEDA	TF 1	A2	1	1	1	1	1
				1*	1	1	1	1
CVA 38 SHANGRL	SAN DIEGO	TF 1	A2		1	1	1	1
				*	1	1	1	1
CVA 41 MIDWAY	ALAMEDA	TF 1	A2	1	1	1	1	1
				1*	1	1	1	1
CVA 43 CRL SEA	ALAMEDA	TF 1	A2	1				
				1*				
MARINE AIR FMF & FORCE AVIATION HQTRS SQDN								
HHS AFMFPAC	EL TORO	R5D 4R	A2		1	1	1	1
		R5D 4R	A8	1				
		R4D 8	A2		1	1	1	1
		R4D 8	A6	1				
		R4Y 1	A2		1	1	1	1
		R4Y 1	A8	1				
		F9F 8T	A6	2	2	2	2	2
		SNB 5	A6	2	1	1	1	1
				7*	6	6	6	6

PAC UNIT	LOCATION	MODEL	INVENTORY STATUS	INVENTORY NO. ON BOARD	PLANNED OPT'G. ASSIGNMENTS 30 JUN 1960	30 SEP 1960	31 DEC 1960	31 MAR 1961
MARINE FLEET TRAINING SQDNS								
VMT 2	EL TORO	F9F 8T	A2		20	20	20	20
		F9F 8T	A4	20				
		F9F 8T	D5	3				
				23*	20	20	20	20
FLT BASES OVERSEAS USMC								
MCAS 14 ND	KANEOHE	R4D 5 6	A8		1	1	1	1
		R4D 6	A8	1				
		F9F 8T	A6	2	2	2	2	2
		SNB 5	A6	2	2	2	2	2
		HRS 3	A2	2	2	2	2	2
				7*	7	7	7	7
MCAF FUTEMA	OKINAWA	SNB 5	A6		2	2	2	2
				*	2	2	2	2
MCAF IWAKUNI	IWAKUNI	UF 1	A2	1				
		SNB 5	A6	2				
				3*				
NAVAL ATTACHES AND MISSIONS PAC								
ATT DJAKARTA	JAVA	R4D 5 6	A8		1	1	1	1
		UF 1	A8	1				
				1*	1	1	1	1
ATT MELBOURNE	AUSTRALIA	R4D 5 6	A8		1	1	1	1
		R4D 6	A8	1				
				1*	1	1	1	1
MAAG BANGKOK	THAILAND	SNB 5	A6	1				
		SNB 5	A8	1	1	1	1	1
				2*	1	1	1	1
MAAG SAIGON	VIETNAM	R4D 5 6	A8		1	1	1	1
				*	1	1	1	1
MAAG TSO YING	TAIWAN	R4D 5 6	A8		1	1	1	1
		R4D 5	A8	1				
				1*	1	1	1	1
NAVSECMAAGTAIP	TAIWAN	TF 1	A8	1	1	1	1	1
				1*	1	1	1	1
PROGRAM OPERATING				2132	2248	2243	2261	2261
OPERATIONAL POOL				411				
TOTAL PROGRAM				2543				
NON PROGRAM (INCLUDING DRONES)				9				
TOTAL INVENTORY				2552				

[redacted]

[redacted]

DECLASSIFIED

TOTAL PROGRAM & NON-PROGRAM AIRCRAFT

TABLE 2 **LOCATION OF AIRCRAFT INVENTORY AND PLANNED OPERATING ASSIGNMENTS**

BY COMMAND AND UNIT

NABS UNIT	LOCATION	MODEL	INVENTORY STATUS	INVENTORY NO ON BOARD	PLANNED OPT'G. ASSIGNMENTS 30 JUN 1960	30 SEP 1960	31 DEC 1960	31 MAR 1961
NAVAL AIR BASES								
PAC MISSLE RNG	POINT MUGU	F8U 1P	A8		1	1	1	1
		F8U 1P	A9	1				
		F8U 1D	A8		2	2	2	2
		F8U 1D	A9	1				
		F8U 1D	D3	1				
		F9F 6D	A9	2				
		FJ 3D2	A8		4	4	4	4
		FJ 3D2	A9	4				
		AD 5Q	A8		2	2	2	2
		AD 5Q	A9	2				
		S2F 1	A8		2	2	2	2
		S2F 1	A9	2				
		P2V 5FD	A9	1				
		WV 2	A8	1	3	3	3	3
		WV 2	A9	1				
		WV 2	D9	1				
		R7V 1	A8	1	1	1	1	1
		R5D 2 3	A8		3	3	3	3
		R5D 3	A8	1				
		R5D 2	A8	1				
		R4D 5	A8		1	1	1	1
		JD 1D	A9	1				
		TV 2D	A9	2				
		TV 2KD	A9	1				
		SNB 5P	A8		1	1	1	1
		SNB 5P	A9	1				
		T 28BD	A9	3				
		HRS 3	A8		4	6	6	6
		HUS 1A	A8		1	1	1	1
		HUS 1A	A9	1				
		HUP 2	A8	1				
		F9F 6K2	A8	1				
		F9F 6K	A8	7				
		F9F 6K	A9	7				
		F6F 5K	A8	3				
		P4Y 2K	A8	8				
				56*	25	27	27	27
DET	KANEOHE	HRS 3	A9	4				
				4*				
FIRST NAVAL DISTRICT								
NAS 1 NAV DST	QUONSET PNT	R4D 8	A8	1	1	1	1	1
		R4Y 1	A8	1	1	1	1	1
		TF 1	A2	2	2	2	2	2
		UF 2	A8	1	1	1	1	1
		T2V 1	A6	6	6	6	6	6
		TV 2	A6	2				
		JRB 6	A6	1				
		SNB 5	A6	12	11	14	14	14
		SNB 5P	A8	1	1	1	1	1
		HUP 2	A8	2	3	3	3	3
				29*	26	29	29	29
NAS 1 NAV DST	BRUNSWICK	R4D 5 6	A8		1	1	1	1
		R4D 5	A8	1				
		UF 1	A8	1	1	1	1	1
		SNB 5	A6	1	1	1	1	1
		HUP 2	A8	1	1	1	1	1
				4*	4	4	4	4
NADU	SO WEYMOUTH	R4D 8	A8	1				
		R4D 5	A8		1	1	1	1
		SNB 5	A6		1	1	1	1
		SNB 5	A8	1				
				2*	2	2	2	2
THIRD NAVAL DISTRICT								
NTDC	PORT WASHNGT	SNB 5	A6	1	1	1	1	1
				1*	1	1	1	1
FOURTH NAVAL DISTRICT								
NAS 4 NAV DST	JOHNSVILLE	R4D 6	A6	1				
		R4D 6	A8		1	1	1	1
		UO 1	A8			1	1	1
		SNB 5	A6	5	5	5	5	5
				6*	6	7	7	7
NAS 4 NAV DST	LAKEHURST	R4D 6	A8	1	1	1	1	1
		SNB 5	A6	2	2	2	2	2
				3*	3	3	3	3
FIFTH NAVAL DISTRICT								
NAS 5 NAV DST	NORFOLK (INCLUDING BWMR)	R5D 9	A8	1		1	1	1
		R4D 8	A8	2	2	3	3	3
		R4D 5	A8			1	1	1
		R4D 8Z	A8	1	1	1	1	1
		R4Y 1	A8			3	3	3
		TF 1	A8	3	1	6	6	6
		UO 1	A8				2	2
		SNB 5	A6	6	6	20	20	20
		SNB 5P	A8	1	1	1	1	1
		T 28B	A8	6	8	8	8	8
				20*	19	44	46	46
NAS 5 NAV DST	OCEANA	R4D 8	A8	1	1	1	1	1
		R4D 5 6	A8		1	1	1	1
		R4D 5	A8	1				
		T2V 1	A6	7	7	8	8	8
		TV 2	A6	2				
		SNB 5	A6		4	3	3	3
		SNB 5	A8	6				
		HUP 2	A8	2	2	2	2	2
				19*	15	15	15	15
SIXTH NAVAL DISTRICT								
NAS 6 NAV DST	JACKSONVILLE	R4D 8	A8	1	1	1	1	1
		R4D 5 6	A8		2	2	2	2
		R4D 6	A8	2				
		R4Y 1	A8		1	1	1	1
		R4Y 1	D3	1				
		TF 1	A8	3	3	3	3	3
		TF 1	D5	1				
		UF 1	A8	1	1	1	1	1
		UO 1	A8				2	2
		TV 2	A6	5	5	5	5	5
		SNB 5	A6	8	6	4	4	4
		HOK 1	A8	2	1	1	1	1
		HUK 1	A8		1	1	1	1
		HUP 2	A8	1	1	1		
				25*	22	20	21	21
NAS 6 NAV DST	KEY WEST	R5D 2 3	A8		1	1	1	1
		R5D 3	A8	1				
		UF 1	A8	1	1	1	1	1
		TV 2	A6	2	2	2	2	2
		JRB 6	A6	1				
		SNB 5	A6	1	1	1	1	1
		HUP 2	A2	1				
		HUP 2	A8		1	1	1	1
				7*	6	6	6	6
NAVSTA	MAYPORT	TV 2	A6	1	1	1	1	1
		SNB 5	A6	1	1	1	1	1
		HUP 2	A8	1	1	1	1	1
				3*	3	3	3	3
NAS 6 NAV DST	SANFORD	R4D 5 6	A8		2	2	2	2
		R4D 6	A8	1				
		R4D 5	A8	1				
		TV 2	A6	1	1	1	1	1
		SNB 5	A6	1	2	2	2	2
		SNB 5	A8					
		HUP 2	A8	1	1	1	1	1
				6*	6	6	6	6
NAS 6 NAV DST	CECIL FIELD	A4D 2	I9	1				
		R4D 5 6	A8		1	1	1	1
		R4D 5	A6	1				
		T2V 1	A6	4	5	5	5	5
		TV 2	A6	2				
		SNB 5	A6	2	2	2	2	2
		SNB 5	G6	1				
		HUP 2	A8	1	1	1	1	1
				12*	9	9	9	9
EIGHTH NAVAL DISTRICT								
NASWF	KIRTLAND AFB	R4D 8	A8	1	1	1	1	1
				1*	1	1	1	1
NINTH NAVAL DISTRICT								
COMNAVCONAD	COLORADO SPR	R4D 8	A8	1	1	1	1	1
		R4Y 1	A8	1	1	1	1	1
		TV 2	A6	1				
		TV 2	A8	1	2	2	2	2
				4*	4	4	4	4
NAVCRUIT STA	DENVER	SNB 5	A6	2	2	2	2	2
				2*	2	2	2	2
ELEVENTH NAVAL DISTRICT								
NAF 11 NAV DST	CHINA LAKE	R4D 8	A8		1	1	1	1
		R4D 8	A9	1				
		R4D 5	A8		1	1	1	1
		R4D 5	A9	1				
		HRS 3	A8		1	1	1	1
		HRS 3	A9	1				
				3*	3	3	3	3
NAS 11 NAV DST	NORTH ISLAND (INCLUDING BWMR)	AD 5	A6	1				
		R4D 8	A8			1	1	1
		R4D 5 6	A8		1	1	1	1
		R4D 6	A8	1				
		R4Y 1	A8	1	1	1	1	1
		UO 1	A8				2	2
		TV 2	A6	3	3	10	10	10
		SNB 5	A6	3	5	10	10	10
		T 28B	A6	2				
		T 28B	A8		4	4	4	4
				11*	14	27	29	29

[redacted]

DECLASSIFIED

[redacted]

TOTAL PROGRAM & NON-PROGRAM AIRCRAFT

TABLE 2 **LOCATION OF AIRCRAFT INVENTORY AND PLANNED OPERATING ASSIGNMENTS**

BY COMMAND AND UNIT

NABS UNIT	LOCATION	MODEL	INVENTORY STATUS	INVENTORY NO. ON BOARD	PLANNED OPT'G ASSIGNMENTS 30 JUN 1960	30 SEP 1960	31 DEC 1960	31 MAR 1961
NAF 11 NAV DST	LITCHFLD PRK	R4D 6	A7	1				
		R4D 6	A8		1	1	1	1
		SNB 5	A6	1	1	1	1	1
				2*	2	2	2	2
NAS 11 NAV DST	MIRAMAR	R4D 8	A8	1	1	1	1	1
		TF 1	A8	2	2	2	2	2
		T2V 1	A6	6	6	6	6	6
		TV 2	A6	6				
		SNB 5	A6	2	2	2	2	2
		HUP 2	A8	1	1	1	1	1
				18*	12	12	12	12
NAS 11 NAV DST	POINT MUGU	TV 2	A6	3				
		TV 2	A8		3	3	3	3
		SNB 5	A6	5	5	5	5	5
		HUP 2	A8	1	2	2	2	2
				9*	10	10	10	10
NMF	PNT ARGUELLO	TV 2	A6	1	1	1	1	1
		SNB 5	A6		1	1	1	1
		SNB 5	Y	1				
				2*	2	2	2	2
NAAS 11 NAVDST	BROWN FIELD	SNB 5	A6	1	1	1	1	1
				1*	1	1	1	1
NAAS 11 NAVDST	REAM FLD	JRB 6	A6	1				
		SNB 5	A6		1	1	1	1
				1*	1	1	1	1
TWELFTH NAVAL DISTRICT								
NAS 12 NAV DST	ALAMEDA	R5D 3	A2	1	1	1	1	1
		R4D 8	A8	4	3	3	3	3
		TF 1	A2		4	4	4	4
		TF 1	A8	3				
		TF 1	D5	1				
		UF 1	A8	1	1	1	1	1
		UO 1	A8				2	2
		TV 2	A6	7	6	6	6	6
		SNB 5	A6	7	7	5	5	5
		SNB 5P	A8	1	1	1	1	1
		HUP 2	A8	1	1	1	1	1
				26*	24	22	24	24
NAAS 12 NAVDST	FALLON	R5D 3	A8	1	1	1	1	1
		TV 2	A6	1	2	2	2	2
		TV 2	A8	1				
		HO4S 3	A8	1	2	2	2	2
				4*	5	5	5	5
NAS 12 NAV DST	MOFFETT FLD	TF 1	A2		1	1	1	1
		TF 1	D5	1				
		TV 2	A6	3	6	6	6	6
		F9F 8T	A6	2				
		SNB 5	A6	6	5	5	5	5
		HUP 2	A8	2	2	2	2	2
				14*	14	14	14	14
NAF 12 NAVDST	MONTEREY	AD 5	A4	4				
		AD 5	A6		3	3	3	3
		T2J 1	A6	2				
		JRB 6	A6	2				
		SNB 5	A6	24	28	28	28	28
		T 28B	A6	11	11	11	11	11
		HUP 2	A8	1	1	1	1	1
				44*	43	43	43	43
THIRTEENTH NAVAL DISTRICT								
NAS 13 NAV DST	WHDBY ISLAND	R5D 2 3	A8		1	1	1	1
		R5D 2	A2	1				
		R4D 8	A2	1				
		R4D 8	A8		1	1	1	1
		R4D 5 6	A8		2	2	2	2
		TF 1	A2		1	1	1	1
		TF 1	D5	1				
		UF 2	A2	1				
		UF 2	A8		1	1	1	1
		TV 2	A6	2	2	2	2	2
		SNB 5	A6	3	2	2	2	2
		SNB 5P	A8	1	1	1	1	1
		HO4S 3	A2	2				
		HO4S 3	A8		2	2	2	2
				12*	13	13	13	13
POTOMAC RIVER NAVAL COMMAND								
NAS ANACOSTIA	ANACOSTIA	R5D 4R	A8	2	2	2	2	2
		R4Y 2	A8		1	1	1	1
		R4Y 1	A8	5	4	4	4	4
		R4Y 1Z	A8	1	1	1	1	1
		UO 1	A8			5	5	5
		T2V 1	A6	8	8	8	15	15
		JRB 6	A6	6				
		SNB 5	A6	40	44	44	44	44
		SNB 5P	A8	2	2	2	2	2
		T 28B	A6	10	11	11	11	11
		T 28B	Y	1				
				75*	73	78	85	85
NAF	DAHLGREN	SNB 5	A6		1	1	1	1
		SNB 5	A8	1				
				1*	1	1	1	1
NAS PTXNT RIV	PTXNT RIVER	R5D 4R	A8			1	1	1
		R4D 5	A8	1	1	1	1	1
		UF 1	A2	1				
		UF 1	A8		1	1	1	1
		T2V 1	A6	6	6	6	3	3
		TV 2	A6	1				
		F9F 8T	A6	1	1	1	1	1
		SNB 5	A6	7	3	3	3	3
		HRS 3	A8	1	1	1	1	1
				18*	13	14	11	11
SEVERN RIVER NAVAL COMMAND								
NAF ANNAPOLIS	ANNAPOLIS	UF 1 1T	A3		10	10	10	10
		UF 1	A6	5				
		UF 1T	A6	5				
		HUP 2	A8	1	1	1	1	1
				11*	11	11	11	11
BUWEPS INSPECTORS AND REPRESENTATIVES								
BWGR CEN DIST	DAYTON	R4D 8	A8	1	1	1	1	1
		SNB 5	A6	2	2	2	2	2
				3*	3	3	3	3
BWGR WSTRN DST	EL SEGUNDO	R4D 8	A8	1	1	1	1	1
		SNB 5	A8	1	1	1	1	1
				2*	2	2	2	2
BWR AKRON	AKRON	SNB 5	A6	1				
		SNB 5	A8		1	1	1	1
				1*	1	1	1	1
BWR BALTIMORE	BALTIMORE	SNB 5	A8	1	1	1	1	1
				1*	1	1	1	1
BWR BUFFALO	BUFFALO	SNB 5	A6	1	1	1	1	1
				1*	1	1	1	1
BWR BURBANK	BURBANK	SNB 5	A8	1	1	1	1	1
				1*	1	1	1	1
BWR COLUMBUS	COLUMBUS	SNB 5	A6	2	2	2	2	2
				2*	2	2	2	2
BWR EST HRTFRD	EST HARTFORD	SNB 5	A8	1	1	1	1	1
				1*	1	1	1	1
BWR EL SEGUNDO	EL SEGUNDO	SNB 5	A8	1	1	1	1	1
				1*	1	1	1	1
BWR ST LOUIS	ST LOUIS	SNB 5	A8	1	1	1	1	1
				1*	1	1	1	1
BWR TETERBORO	TETERBORO	SNB 5	A8	1	1	1	1	1
				1*	1	1	1	1
AVIONICS FAC	INDIANAPOLIS	SNB 5	A8	1	1	1	1	1
				1*	1	1	1	1
MARINE CORPS BASES AND AIR STATIONS								
HMX 1	QUANTICO	HOK 1	AR	1				
		HOK 1	A9	3	4	4	4	4
		HRS 3	A9	4	2	2	2	2
		HUS 1	A9	12	12	12	12	12
		HUS 1Z	A9	3	4	4	4	4
		HUS 1Z	D5	1				
		HR2S 1	A9	2	2	2	2	2
		HUS 1A	A9	1				
				27*	24	24	24	24
MCAAS	YUMA	R4D 8	A8	1	1	1	1	1
		R4D 5	A8	1	1	1	1	1
		TV 2	A6	3	3	3	3	3
		SNB 5	A6	2	1	1	1	1
		HRS 3	A8	2	2	2	2	2
				9*	8	8	8	8
MCAS SO&ES	EL TORO	R4D 8	A8	2	2	3	3	3
		TV 2	A6	1				
		SNB 5	A6	4	4	4	4	4
		HRS 3	A8	2	2	2	2	2
				9*	8	9	9	9
MCAS SO&ES	CHERRY POINT	AD 5	A6	1				
		R5D 3	A8	2	1	1	1	1
		R4D 8	A8	2	1	1	1	1
		R4D 5 6	A8		1	1	1	1
		R4D 6	A8	1				
		TV 2	A6	3	2	2	2	2
		SNB 5	A6	2	1	1	1	1
		HRS 3	A8	1	2	2	2	2
				12*	8	8	8	8

[redacted]

[redacted]

DECLASSIFIED

TABLE 2 **LOCATION OF AIRCRAFT INVENTORY AND PLANNED OPERATING ASSIGNMENTS**

BY COMMAND AND UNIT

NABS UNIT	LOCATION	MODEL	INVENTORY STATUS	INVENTORY NO. ON BOARD	PLANNED OPT'G ASSIGNMENTS 30 JUN 1960	30 SEP 1960	31 DEC 1960	31 MAR 1961
MCAS AES 12	QUANTICO	AD 6	A8	7	7	7	7	7
		AD 5	A8	2				
		R4D 8	A8	2	1	1	1	1
		R4D 5 6	A8		1	1	1	1
		JRB 6	A6	1				
		SNB 5	A6	6	6	6	6	6
		SNB 5P	A8	1	1	1	1	1
				19*	16	16	16	16
MCAF	NEW RIV JAX	R4D 8	A8		1	1	1	1
		R4D 5	A8	1				
		JRB 6	A6	1				
		SNB 5	A6	4	3	3	3	3
				6*	4	4	4	4
MCAF	SANTA ANA	SNB 5	AO	1				
		SNB 5	A6	1	1	1	1	1
				2*	1	1	1	1
HQ MC FLT SECT	ANACOSTIA	R4D 8	A8	2	2	2	2	2
		R4Y 2	A8	1	1	1	1	1
		SNB 5	A6	5	4	4	4	4
		T 28B	A6	7	6	6	6	6
				15*	13	13	13	13
MCAS	BEAUFORT	R4D 8	A8	1	1	1	1	1
		R4D 5 6	A8		1	1	1	1
		R4D 5	A8	1				
		TV 2	A6	2	1	1	1	1
		SNB 5	A6		1	1	1	1
		SNB 5	A8	1				
		HRS 3	A8	2	2	2	2	2
				7*	6	6	6	6
PROGRAM OPERATING				540	500	547	558	558
OPERATIONAL POOL				12				
TOTAL PROGRAM				552				
NON PROGRAM (INCLUDING DRONES)				26				
TOTAL INVENTORY				578				

NATRA

NAVAL AIR BASIC TRAINING COMMAND

NABS UNIT	LOCATION	MODEL	INVENTORY STATUS	INVENTORY NO. ON BOARD	PLANNED OPT'G ASSIGNMENTS 30 JUN 1960	30 SEP 1960	31 DEC 1960	31 MAR 1961
BTG 7	MEMPHIS	T2J 1	A4	13				
		T2V 1	AL	2				
		T2V 1	A3	3				
		SNB 5	A6	2				
		T 28B	A3	12				
		T 28B	A6	2				
				34*				
BTG 7	KINGSVILLE	T2J 1	A4		29	49	59	59
		SNB 5	A6		2	2	2	2
		T 28B	A6		2	2	2	2
				*	33	53	63	63
NAAS NABTC	SAUFLEY FLD	T2J 1	A6		4	4	4	4
		TT 1	A3	9				
		SNB 5	A6	2	3	3	3	3
		T 34B	AL	1				
		T 34B	A3	124	139	139	139	139
		T 34B	A6		6	6	6	6
		T 34B	B	16				
		T 34B	EJ	3				
		T 34B	G6	1				
		T 28B	A6	8	5	5	5	5
		T 28C	A3	55	50	50	50	50
				219*	207	207	207	207
NAAS NABTC	WHITING FLD	T2J 1	A6		4	4	4	4
		SNB 5	A3	29	31	23	23	23
		SNB 5	A6	4	4	4	4	4
		T 28B	A3	218	239	231	231	231
		T 28B	A6	5	6	6	6	6
		T 28B	EJ	1				
		T 28B	G6	11				
		T 28B	Y	1				
		T 28C	A3	77	80	70	70	70
		T 28C	G6	1				
				347*	364	338	338	338
NAS NABTC	PENSACOLA	F11F 1	A4	6	6	6	6	6
		AD 5	A8	1	1	1	1	1
		R5D 2 3	A8		1	1	1	1
		R5D 2-	A8	1				
		R5D 4R	A8	2	2	2	2	2
		R5D 3Z	A8	1	1	1	1	1
		R4D 8	A8	1	1	1	1	1
		R4Y 1	A8	1	1	1	1	1
		UF 1	A8	2	2	2	2	2
		T2J 1	A3	74	76	83	79	79
		T2J 1	A4	1				
		T2J 1	A6		4	4	4	4
		T2V 1	AL	15				
		T2V 1	A3		28			
		F9F 8T	A4	1	1	1	1	1
		SNB 5	A5		4	4	4	4
		SNB 5	A6	7	4	4	4	4
		SNB 5	A8	5	4	4	4	4
		SNB 5P	A8	1	1	1	1	1
		T 34B	A4	3	2	2	2	2
		T 34B	A5		10	10	10	10
		T 28B	A4	2				
		T 28B	A5		6	6	6	6
		T 28B	A6	8	10	10	10	10
		HRS 3	A8	2	2	2	2	2
		HUP 2	A8	1	1	1	1	1
				135*	168	147	143	143

NATRA

NABS UNIT	LOCATION	MODEL	INVENTORY STATUS	INVENTORY NO ON BOARD	PLANNED OPT'G ASSIGNMENTS 30 JUN 1960	30 SEP 1960	31 DEC 1960	31 MAR 1961
HTG 1	ELLYSON FLD	SNB 5	A6	2	2	2	2	2
		T 28B	A6	2	2	2	2	2
		HO4S 3	A4	20	20	20	22	22
		HUP 2	A4	13	15	13	13	13
		HTL 6	A4	30	30	30	30	30
				67*	69	67	69	69
CVS 36ANTETAM	PENSACOLA	SNB 5	A6	1				
				1*				

NAVAL AIR ADVANCED TRAINING COMMAND

NABS UNIT	LOCATION	MODEL	INVENTORY STATUS	INVENTORY NO ON BOARD	PLANNED OPT'G ASSIGNMENTS 30 JUN 1960	30 SEP 1960	31 DEC 1960	31 MAR 1961
NAAS NAATC	KINGSVILLE	F11F 1	A3	42	29	30	32	33
		F11F 1	D5	5				
		F9F 8	G6	1				
		F9F 8B	A3	43	42	42	42	42
		F9F 8B	B	2				
		S2F 1	A3	2				
		S2F 1T	A3	23				
		S2F 1T	D5	2				
		R4D 8	A8	1				
		R4D 5 6	A8		1	1	1	1
		R4D 6	A8	1				
		F9F 8T	A3	49	44	44	44	44
		SNB 5	A6	2	2	2	2	2
		HRS 3	A8	2	2	2	2	2
		HUP 2	A8	1	1	1	1	1
				176*	121	122	124	125
NAS NAATC	CRPS CHRISTI	AD 6	A3	24	21	21	21	21
		AD 6	Y	1				
		AD 5	A3		5	5	5	5
		AD 5N	A3	9	3	3	3	3
		S2F 1	A3	6	5	5	5	5
		S2F 1	B	2				
		S2F 1	D5	1				
		S2F 1T	A3	34	35	35	35	35
		S2F 1T	B	3				
		S2F 1T	D5	5				
		P2V 6T	A3	8				
		P2V 3	A3	7				
		R5D 2	A8	1				
		R5D 1Z	A8	1	1	1	1	1
		R4D 8	A5	4	3	8	8	8
		R4D 8	A8		1	1	1	1
		R4D 8	G4	2				
		UO 1	A8			6	6	6
		T2V 1	A6	1	6	6	6	6
		T2V 1	B	5				
		SNB 5	A3	34	34	26	25	25
		SNB 5	A6	6	5	5	5	5
		SNB 5P	A8	1	1	1	1	1
		R4D 7	A5	3	3	4	4	4
		HRS 3	A8	2				
		HUP 2	A8		2	2	2	2
				160*	125	129	128	128
NAAS NAATC	CHASE	F11F 1	A3	18	29	29	32	32
		F9F 8B	A3	43	42	42	42	42
		F9F 8B	B	3				
		R4D 8	A8	1				
		R4D 5 6	A8		1	1	1	1
		R4D 6	A8	1				
		F9F 8T	A3	47	44	44	44	44
		F9F 8T	D5	4				
		SNB 5	A6	2	2	2	2	2
		HRS 3	A8	1	2	2	2	2
		HUP 2	A8	1	1	1	1	1
				121*	121	121	124	124
NAAS NAATC	PORT ISABEL	SNB 5	A8	1	1	1	1	1
		HRS 3	A8		1	1	1	1
		HUP 2	A8	2	1	1	1	1
				3*	3	3	3	3

[redacted]

DECLASSIFIED

[redacted]

TABLE 2 **LOCATION OF AIRCRAFT INVENTORY AND PLANNED OPERATING ASSIGNMENTS**

BY COMMAND AND UNIT

NATRA UNIT	LOCATION	MODEL	INVENTORY STATUS	INVENTORY NO. ON BOARD	PLANNED OPT'G. ASSIGNMENTS 30 JUN 1960	30 SEP 1960	31 DEC 1960	31 MAR 1961
NAAS NAATC	NEW IBERIA	S2F 1	A3	3	5	5	5	5
		S2F 1T	A3	16	43	43	43	43
		SNB 5	A6	1	2	2	2	2
		T 34B	A6	1				
		HRS 3	A8	2	1	1	1	1
		HUP 2	A		1	1	1	1
				23*	52	52	52	52
NAVAL AIR TECHNICAL TRAINING COMMAND								
NATECHTRAU	LAKEHURST	R4D 7	A4	1	1	1	1	1
				1*	1	1	1	1
NATECHTRAU	OLATHE	T2J 1	A5	4	5	5	5	5
		TV-2	A5	2				
		SNB 5	A5	4	4	4	4	4
		T 34B	A5	6	7	7	7	7
				16*	16	16	16	16
NATECHTRAU	PENSACOLA	F9F 8P	A4	8	9	9	9	9
		F9F 8T	A4	1	2	2	2	2
		F9F 8T	D5	1				
		SNB 5P	A5	6	5	5	5	5
		T 28B	A6	2	2	2	2	2
				18*	18	18	18	18
NATECHTRAU	PHILADELPHIA	SNB 5	A6	1	1	1	1	1
				1*	1	1	1	1
NAS	GLYNCO	R4D 8	A8	1	1	1	1	1
		F3D 2T2	A5			3	3	3
		SNB 5	A8	5	5	5	5	5
		HRS 3	A8	1	1	1	1	1
				7*	7	10	10	10
NAVCICOFFSCOL	GLYNCO	FJ 4	A4	15	32	32	42	42
		F2H 3	A4	34	10	10		
		WV 2	A4	5	4	4	4	4
		WV 2	D9	1				
		T2V 1	A4	3	3	3	3	3
				58*	49	49	49	49
NAS	MEMPHIS	R4D 8	A8	2	2	2	2	2
		R4Y 1	A8	1	1	1	1	1
		T2V 1	A6		3	3	3	3
		SNB 5	A6	8	8	6	5	5
		SNB 5P	A6	1				
		SNB 5P	A8		1	1	1	1
		T 28B	A6	3	3	3	3	3
		HRS 3	A8	1	1	1	1	1
				16*	19	17	16	16
PROGRAM OPERATING				1331	1374	1351	1362	1363
OPERATIONAL POOL				72				
TOTAL PROGRAM				1403				
NON PROGRAM (INCLUDING DRONES)								
TOTAL INVENTORY				1403				

NART

NART UNIT	LOCATION	MODEL	INVENTORY STATUS	INVENTORY NO. ON BOARD	PLANNED OPT'G. ASSIGNMENTS 30 JUN 1960	30 SEP 1960	31 DEC 1960	31 MAR 1961
U S NAVAL RESERVE AIRCRAFT								
NARTU	ANACOSTIA	AD 5	A4		11	11	11	11
		AD 5	B	1				
		AD 5N	A4	3	3	3	3	3
		AD 5N	B	1				
		S2F 1	A4	7	9	9	9	9
		S2F 1	D5	2				
		S2F 1	G5	1				
		P2V 5	A4		5	5	5	5
		P2V 5F	A4	5				
		R4D 5 6	A4		2	2	2	2
		R4D 6	A4	1				
		R4D 5	A4	1				
		R4D 6R	A4	1	1	1	1	1
		SNB 5	A4		3	3	3	3
		AD 5	A4	11				
		SNB 5	A4	3				
				37*	34	34	34	34
NAS NART	ATLANTA	AD 5	A4	13	12	12	12	12
		AD 5N	A4	2	2	2	2	2
		AD 5N	B	2				
		P2V 5	A4		5	5	5	5
		P2V 5F	A4	7				
		R4D 8	A4	3	3	3	3	3
		SNB 5	A4	2	2	2	2	2
				29*	24	24	24	24
NAS NART	DALLAS	FJ 3	A4	5	12	12	16	16
		FJ 3M	A4	23	20	20	16	16
		FJ 3M	D5	5				
		P2V 4	A4	4	4	4	4	4
		P2V 4	G5	1				
		R5D 2 3	A4		2	2	2	2
		R5D 3	A4	1				
		R5D 2	A4	1				
		R5D 2	G6	1				
		R5D 4R	A4		1	1	1	1
		TV 2	A4	4	6	7	7	7
		SNB 5	A4	2	2	2	2	2
		SNB 5P	A4	1				
		SNB 5P	A8		1	1	1	1
		HUP 2	A4	1	5	6	6	6
		HUP 2	G6	1				
				50*	53	55	55	55
NAS NART	GLENVIEW	F9F 8	A4	8				
		F9F 8B	A4	7	18	18	18	18
		F9F 8B	B	1				
		F9F 8B	G5	1				
		AD 5	A8	1	1	1	1	1
		S2F 1	A4	10	10	9	9	9
		S2F 1	B	1				
		P2V 6	A4	8				
		P2V 6	D5	1				
		P2V 6F	A4	1				
		P2V 6 6F	A4		8	8	8	8
		P2V 5	A4		2	2	2	2
		P2V 5F	A4	2				
		R5D 2 3	A4		5	5	5	5
		R5D 3	A4	3				
		R5D 2	A4	1				
		R5D 4R	A8	2	2	2	2	2
		R5D 4R	G5	1				
		R4D 8	A8	1	1	1	1	1
		R4Y 1	A8	1	1	1	1	1
		TV 2	A4		1	1	1	1
		F9F 8T	A4	3	4	4	4	4
		F9F 8T	D5	1				
		SNB 5	A4	4	4	4	4	4
		SNB 5	A8	1	1	1	1	1
		SNB 5P	A4	1				
		SNB 5P	A8		1	1	1	1
		HSS 1	A4	3	4	4	4	4
				63*	63	62	62	62
NAS NART	GROSSE ILE	AD 5	A4	12	12	12	12	12
		AD 5N	A4	4	2	2	2	2
		S2F 1	A4	9	9	9	9	9
		S2F 1	G6	1				
		P2V 5	A4		5	5	5	5
		P2V 5F	A4	4				
		P2V 5F	D5	2				
		R4D 8	A4	3	3	3	3	3
		SNB 5	A4	3	3	3	3	3
		SNB 5	B	1				
		HUP 2	A4	6	8	9	9	9
				45*	42	43	43	43
NARTU	JACKSONVILLE	F9F 8	A4		4			
		FJ 3M	A4		4	4	4	4
		F9F 8B	A4	16	12			
		F9F 8B	G5	1				
		S2F 1	A4	9	9	9	9	9
		S2F 1	H6	1				
		P2V 5	A4		5	5	5	5
		P2V 5F	A4	5				
		R5D 2 3	A4		2	2	2	2
		R5D 3	A4	1				
		R5D 3	G6	1				
		R5D 2	G6	1				
		R4D 6	A4	1				
		F9F 8T	A4	2	2	2	2	2
		HSS 1	A4	3	3	3	3	3
				41*	41	25	25	25

[redacted]

TABLE 2 LOCATION OF AIRCRAFT INVENTORY AND PLANNED OPERATING ASSIGNMENTS

BY COMMAND AND UNIT

NART UNIT	LOCATION	MODEL	INVENTORY STATUS	INVENTORY NO. ON BOARD	PLANNED OPT'G ASSIGNMENTS 30 JUN 1960	30 SEP 1960	31 DEC 1960	31 MAR 1961
NARTU	LAKEHURST	S2F 2	A4	2				
		S2F 1	A4	7	9	9	9	9
		S2F 1	B	1				
		SNB 5	A4	1	1	1	1	1
		HUP 2	A4	3	4	6	6	6
				14*	14	16	16	16
NAS NART	LOS ALAMITOS	F9F 8	A4	3	8			
		A4D 1	B	5				
		F9F 8B	A4	17				
		F9F 8B	G5	2				
		S2F 2	A4	4				
		S2F 1	A4	16	27	24	24	24
		S2F 1	D5	9				
		S2F 1	G5	1				
		P2V 5	A4		10	10	10	10
		P2V 5F	A4	8				
		P2V 5F	G5	1				
		R5D 2 3	A4		3	3	3	3
		R5D 3	A4	2				
		R5D 3	G5	1				
		TV 2	A4	2				
		F9F 8T	A4	3	6	6	6	6
		SNB 5	A4	3	4	4	4	4
		SNB 5	G5	1				
		R4D 5S6S	A4		1	1	1	1
		R4D 5S	A4	1				
		HSS 1	A4	3	4	4	4	4
				82*	63	52	52	52
NARTU	MEMPHIS	FJ 4	A4	17	18	18	18	18
		FJ 4	D5	6				
		P2V 4	A4	5	4	4	4	4
		R5D 2 3	A4		3	3	3	3
		R5D 2	A4	2				
		R4D 6	A4	1				
		TV 2	A4	2	4	5	5	5
		TV 2	G5	1				
		SNB 5	A4	1	1	1	1	1
				35*	30	31	31	31
NAS NART	MINNEAPOLIS	AD 5	A4	10	12	12	12	12
		AD 5	G5	1				
		AD 5N	A4	2	2	2	2	2
		P2V 5F	A4	1				
		P2V 4	A4	7	9	8	8	8
		R5D 3	A4	1				
		R5D 2	A4	1				
		R4D 5 6	A4		3	3	3	3
		R4D 5	A4	1				
		SNB 5	A4	2	2	2	2	2
		HUP 2	A4	3	5	6	6	6
				29*	33	33	33	33
NAS NART	NEW ORLEANS	F9F 8	A4	1	8	8	8	8
		F9F 8B	A4	14	12	8	8	8
		F9F 8B	B	1				
		F9F 8B	G5	1				
		S2F 1	A4	8	9	9	9	9
		S2F 1	B	1				
		S2F 1	D5	1				
		R4D 8	A4	3	3	3	3	3
		TV 2	A4		4	4	4	4
		F9F 8T	A4	3				
		SNB 5	A4	2	2	2	2	2
		HSS 1	A4	2	3	3	3	3
		HSS 1	G6	1				
				38*	41	37	37	37
NAS NART	NEW YORK	FJ 3	A4	12	12	12		
		FJ 3	D5	7				
		FJ 3M	A4		4	4		
		FJ 3M	B	1				
		S2F 1	A4	15	18	18	18	18
		S2F 1	D5	2				
		P2V 5	A4		10	10	10	10
		P2V 5F	A4	6				
		P2V 5F	B	2				
		P2V 5F	D5	1				
		P2V 5F	G6	1				
		R5D 2 3	A4		3	3	3	3
		R5D 3	G6	2				
		R5D 4R	A4	1	1	1	1	1
		TF 1	A8	1				
		TV 2	A4	3	5	5	5	5
		SNB 5	A4	4	6	6	6	6
		SNB 5	A8	2				
		HSS 1	A4	3	4	4	4	4
		HSS 1	B	1				
				64*	63	63	47	47
NARTU	NORFOLK	F2H 4	A4	12	12	12	10	10
		S2F 1	A4	8	10	9	9	9
		S2F 1	D5	2				
		S2F 1	G5	1				
		R5D 2 3	A4		3	3	3	3
		R5D 3	A4	1				
		R5D 2	G5	1				
		R4D 5	A4	1				
		TV 2	A4	2	5	6	6	6
		SNB 5	A4	1	1	1	1	1
		SNB 5	B	1				
				30*	31	31	29	29
NAS NART	OAKLAND	F2H 4	A4	20	20	8		
		F2H 3	A4	9	12	12		
		A4D 1	A4			16	16	16
		S2F 2	A4	2				
		S2F 1	A4	16	18	18	18	18
		S2F 1	D5	2				
		P2V 5	A4		10	10	10	10
		P2V 5F	A4	9				
		R5D 2 3	A4		2	2	2	2
		R5D 3	G6	1				
		R5D 2	A4	1				
		R5D 4R	A4	1	1	1	1	1
		TV 2	A4	5	8	6	6	6
		SNB 5	A4	1	1	1	1	1
		SNB 5P	A4	1				
		SNB 5P	A8		1	1	1	1
		HSS 1	A4	3	3	3	3	3
				71*	76	78	58	58
NAS NART	OLATHE	F9F 8	A4	6		8	8	8
		F9F 8	B	5				
		F9F 8B	A4	10	16	8	8	8
		F9F 8B	B	2				
		F9F 8B	G5	1				
		P2V 6	A4	5				
		P2V 6 6F	A4		4	4	4	4
		P2V 5	A4		1	1	1	1
		P2V 5F	A4	1				
		R5D 2 3	A4		3	3	3	3
		R5D 3	A4	1				
		R5D 3	G6	1				
		R5D 2	A4	1				
		TV 2	A4			4	4	4
		F9F 8T	A4	3	3	3	3	3
		F9F 8T	B	1				
		SNB 5	A4	2	2	2	2	2
				39*	29	33	33	33
NAS NART	SEATTLE	AD 5	A4	12	11	11	11	11
		AD 5N	A4	2	2	2	2	2
		AD 5N	G5	1				
		S2F 1	A4	9	9	9	9	9
		S2F 1	D5	1				
		P2V 5	A4		5	5	5	5
		P2V 5F	A4	5				
		R5D 2 3	A4		2	3	3	3
		R5D 3	A4	2				
		R5D 2	A4	1				
		SNB 5	A4	4	3	3	3	3
		HSS 1	A4	3	3	3	3	3
				40*	35	36	36	36
NAS NART	SO WEYMOUTH	F9F 6	G6	1				
		FJ 3	A4	12	10	10	8	8
		FJ 3	D5	1				
		FJ 3M	A4	4	6	6	8	8
		S2F 2	A4	3				
		S2F 1	A4	15	18	18	18	18
		S2F 1	D5	4				
		P2V 5	A4		5	5	5	5
		P2V 5F	A4	5				
		P2V 5F	B	1				
		R5D 2 3	A4		3	3	3	3
		R5D 3	A4	1				
		R5D 2	A4	1				
		TV 2	A4	2	4	4	4	4
		TV 2	G6	1				
		SNB 5	A4	2	2	2	2	2
		HSS 1	A4	3	3	3	3	3
				55*	51	51	51	51
NAS NART	WILLOW GROVE	FJ 3	AM	1				
		FJ 3	A4	13	8	8	8	8
		FJ 3	B	1				
		FJ 3	D5	1				
		FJ 3M	A4	4	8	8	8	8
		S2F 2	A4	4				
		S2F 1	A4	14	19	18	18	18
		S2F 1	B	4				
		S2F 1	D5	1				
		P2V 5	A4		5	5	5	5
		P2V 5F	A4	5				
		P2V 5F	D5	1				
		R5D 2 3	A4		3	3	3	3
		R5D 3	A4	2				
		R5D 2	A4	1				
		TV 2	A4	3	3	4	4	4
		TV 2	B	1				
		SNB 5	A4	2	2	2	2	2
		SNB 5P	A4	1				
		SNB 5P	A8		1	1	1	1
		R4D 5S6S	A4		1	1	1	1
		R4D 6S	A4	1				
		HUP 2	A4	3	5	6	6	6
				63*	55	56	56	56
PROGRAM OPERATING				709	778	760	722	722
OPERATIONAL POOL				116				
TOTAL PROGRAM				825				
NON PROGRAM (INCLUDING DRONES)								
TOTAL INVENTORY				825				

DECLASSIFIED

[redacted]

TABLE 2 **LOCATION OF AIRCRAFT INVENTORY AND PLANNED OPERATING ASSIGNMENTS**

BY COMMAND AND UNIT

RDT&E UNIT	LOCATION	MODEL	INVENTORY STATUS	INVENTORY NO ON BOARD	PLANNED OPT'G ASSIGNMENTS 30 JUN 1960	30 SEP 1960	31 DEC 1960	31 MAR 1961
RDT&E AIRCRAFT								
		F8U 2	A9	5	6	6	6	6
		F8U 2	T	1				
				6*	6	6	6	6
		F8U 1	A9	3	6	6	6	6
		F8U 1	T	3				
				6*	6	6	6	6
		F8U 1E	A9	1				
				1*				
		F11F 1	A9	5	5	5	5	5
		F11F 1	D5	2				
		F11F 1	T	2				
		F11F 1	U	1				
				10*	5	5	5	5
		F11F 1F	T	1				
				1*				
		F9F 8	A9	2	2	2	2	2
				2*	2	2	2	2
		F9F 6	A9	1				
				1*				
		F3H 2M	A9		1			
				*	1			
		F2H 2	T	1				
				1*				
		FJ 4	A9	3	3	2	2	2
		FJ 4	T	1				
				4*	3	2	2	2
		FJ 3	A9	3	4	4	4	4
		FJ 3	D5	1				
				4*	4	4	4	4
		F8U 2N	A9			4	4	4
		F8U 2N	T	3				
				3*		4	4	4
		F3H 2	A9	9	13	13	13	13
		F3H 2	D5	1				
		F3H 2	T	3				
				13*	13	13	13	13
		F3H 2N	A9	1	4			
		F3H 2N	D5	1				
		F3H 2N	T	1				
		F3H 2N	TR	1				
				4*	4			
		F4H 1	A9		2	4	4	4
		F4H 1	T	10				
		F4H 1	W	1				
				11*	2	4	4	4
		F3D 2	A9	4				
		F3D 2	T	2				
				6*				
		F3D 2M	A9	1				
		F3D 2M	T	2				
				3*				
		F3D 1	T	1				
		F3D 1	U	1				
				2*				
		F4D 1	A9	11	10	10	10	10
		F4D 1	T	1				
				12*	10	10	10	10
		F8U 1P	A9	1	2	2	2	2
				1*	2	2	2	2
		F9F 8P	A9	1				
		F9F 8P	T	1				
				2*				
		F9F 6D	A9	1				
				1*				
		FJ 3D2	A9	3	3	3	3	3
				3*	3	3	3	3
		A4D 2	A9	4	4	4	4	4
				4*	4	4	4	4
		A4D 2N	A9	1	5	5	5	5
		A4D 2N	T	3				
				4*	5	5	5	5
		A4D 1	A9	6	4	4	4	4
		A4D 1	T	1				
				7*	4	4	4	4
		FJ 4B	A9	4	4	4	4	4
		FJ 4B	D5	1				
				5*	4	4	4	4
		F9F 8B	A9	4				
				4*				
		A3J 1	A9				1	1
		A3J 1	T	9				
				9*			1	1
		A3D 2P	T	2				
				2*				
		A3D 1P	A9	1				
				1*				
		A3D 2Q	A9	1				
		A3D 2Q	T	1				
				2*				
		A3D 2	A9	3	3	3	3	3
		A3D 2	T	1				
		A3D 2	TR	1				
				5*	3	3	3	3
		A3D 1	A9	2	2	2	2	2
		A3D 1	T	1				
		A3D 1	TR	1				
				4*	2	2	2	2
		A2F 1	T	1				
				1*				
		AD 6	A9	1	2	2	2	2
				1*	2	2	2	2
		AD 5	A9	2	2	2	2	2
		AD 5	C	1				
				3*	2	2	2	2
		AD 5N	A9	4	5	5	5	5
				4*	5	5	5	5
		AD 5Q	A9		1	1	1	1
				*	1	1	1	1
		WF 2	A9	2	2	2	2	2
				2*	2	2	2	2
		AD 5W	A9	1	2	2	2	2
				1*	2	2	2	2
		AJ 1	T	1				
				1*				
		S2F 3	A9			2	2	2
		S2F 3	T	9				
				9*		2	2	2
		S2F 1	A9	3	4	2	2	2
		S2F 1	D5	1				
		S2F 1	T	1				
				5*	4	2	2	2
		P2V 7	A9	2	2	2	2	2
				2*	2	2	2	2
		P2V 7S	T	1				
				1*				
		P2V 6M	A9	1	1	1	1	1
				1*	1	1	1	1
		P2V 5	A9		7	7	7	7
				*	7	7	7	7
		P2V 5F	A9	5				
				5*				
		P2V 5S	A9	1				
				1*				
		P2V 4	A9	3	2	2	2	2
				3*	2	2	2	2
		P2V 5FD	A9		1	1	1	1
				*	1	1	1	1
		P5M 1S	A9	1				
				1*				
		WV 2	A9	6	6	6	6	6
				6*	6	6	6	6
		WV 2E	T	1				
				1*				
		R5D 2 3	A9		2	2	2	2
				*	2	2	2	2
		R5D 3	A9	1				
				1*				
		R5D 4R	A9	1	1	1	1	1
				1*	1	1	1	1

[redacted]

DECLASSIFIED

TABLE 2 **LOCATION OF AIRCRAFT INVENTORY AND PLANNED OPERATING ASSIGNMENTS**

BY COMMAND AND UNIT

RDT&E UNIT	LOCATION	MODEL	INVENTORY STATUS	INVENTORY NO. ON BOARD	PLANNED OPT'G. ASSIGNMENTS 30 JUN 1960	30 SEP 1960	31 DEC 1960	31 MAR 1961
		R4D 8	A9	1	3	3	3	3
				1*	3	3	3	3
		R4D 5 6	A9		3	3	3	3
				*	3	3	3	3
		R4D 6	A9	2				
		R4D 6	U	2				
				4*				
		R4D 5	A9	1				
		R4D 5	U	1				
				2*				
		R4D 6R	T	1				
				1*				
		R4Y 1 2	A9		2	2	2	2
				*	2	2	2	2
		R4Y 1	AR	1				
		R4Y 1	A9	2				
				3*				
		TF 1	A9	2	2	2	2	2
		TF 1	T	2				
				4*	2	2	2	2
		UF 1	A9	1				
				1*				
		JD 1	A9	1	1	1	1	1
				1*	1	1	1	1
		JD 1D	A9	1	3	3	3	3
				1*	3	3	3	3
		T2J 1	A9	1	2	2	2	2
		T2J 1	T	2				
				3*	2	2	2	2
		T2V 1	A9	6	3	3	3	3
		T2V 1	D5	1				
		T2V 1	T	1				
				8*	3	3	3	3
		F9F 8T	A9	4				
		F9F 8T	D5	1				
		F9F 8T	T	1				
				6*				
		F3D 2T2	AR	2				
		F3D 2T2	A9	2				
				4*				
		SNB 5	A9		1	1	1	1
				*	1	1	1	1
		T 34B	A9	1	1	1	1	1
				1*	1	1	1	1
		T 28B	A9	3	3	3	3	3
		T 28B	T	1				
				4*	3	3	3	3
		T 28BD	A9	2	4	4	4	4
				2*	4	4	4	4
		HSS 2	T	7				
		HSS 2	TR	1				
				8*				
		HSS 1	A9	3				
		HSS 1	T	7				
				10*				
		HSS 1N	A9	2				
				2*				
		HOK 1	T	1				
				1*				
		HRS 3	A9	1	1	1	1	1
				1*	1	1	1	1
		HU2K 1	A9		1	1	1	1
		HU2K 1	T	4				
				4*	1	1	1	1
		HUK 1	A9	1				
				1*				
		HUS 1A	A9	2	1	1	1	1
				2*	1	1	1	1
		HUL 1	T	1				
				1*				
		HUP 2	A9	1	1	1	1	1
		HUP 2	T	1				
				2*	1	1	1	1
		HTK 1	T	2				
		HTK 1	TR	1				
				3*				
		HTL 7	T	1				
				1*				
		ZS2G 1	A9	1				
				1*				
		ZSG 4	A9		1	1	1	1
				*	1	1	1	1
		ZPG 2	A9	2	1	1	1	1
				2*	1	1	1	1
		ZPG 1	A9		1	1	1	1
				*	1	1	1	1
		Y/F8U 1	A9	2				
		Y/F8U 1	D5	1				
				3*				
		Y/F11F 1	A9	1				
		Y/F11F 1	D5	2				
				3*				
		Y/FJ 4	A9	1				
				1*				
		Y/F4D 1	A9	6				
		Y/F4D 1	D5	1				
				7*				
		Y/A4D 2	A9	3				
		Y/A4D 2	D5	1				
				4*				
		Y/A4D 1	A9	1				
				1*				
		Y/FJ 4B	A9	1				
				1*				
		Y/A3D 2	A9	1				
				1*				
		Y/A3D 1	A9	1				
				1*				
		Y/S2F 1	A9	1				
				1*				
		Y/S2F 1S	A9	1				
				1*				
		Y/P2V 3W	A9	1				
				1*				
		Y/PBM5S2	A9	1				
				1*				
		Y/T2J 1	A9	3				
				3*				
		Y/T2V 1	A9	1				
				1*				
		Y/TV 2	A9	1				
				1*				
		Y/F9F 8T	A9	2				
				2*				
		Y/T 34B	A9	1				
				1*				
		Y/HSL 1	A9	1				
				1*				
		YA4D 2N	A9	4				
				4*				

DECLASSIFIED

DECLASSIFIED

[redacted]

TOTAL PROGRAM & NON-PROGRAM AIRCRAFT

TABLE 2 LOCATION OF AIRCRAFT INVENTORY AND PLANNED OPERATING ASSIGNMENTS

BY COMMAND AND UNIT

30 April 1960

RDT&E UNIT	LOCATION	MODEL	INVENTORY STATUS	INVENTORY NO. ON BOARD	PLANNED OPT'G ASSIGNMENTS 30 JUN 1960	30 SEP 1960	31 DEC 1960	31 MAR 1961
		YA3J 1	A9	1 1*				
		YA3D 2P	A9	2 2*				
		YA3D 2Q	A9	1 1*				
		YS2F 3	A9	1 1*				
		YWV 2Q	A9	1 1*				
		YZPG 3W	E6	1 1*				
		F9F 6K	A9	20 20*				
		F6F 5K	A9	8 8*				
PROGRAM OPERATING				161	158	158	159	159
OPERATIONAL POOL				10				
TOTAL PROGRAM				171				
NON PROGRAM (INCLUDING DRONES)				182				
TOTAL INVENTORY				353				
NAS RDT&E	ANACOSTIA	R5D 4R	A9	1				
		Y/S2F 1	A9	1 2*				
INM	BOSTON	F3H 2N	TR	1				
		F3D 2	T	1				
		F3D 2M	T	1				
		F3D 1	U	1				
		F4D 1	T	1 5*				
ONR	BOSTON	R4D 6R	T	1 1*				
NASA	CLEVELAND	R4D 6	U	1 1*				
NLO	EDWARDS AFB	F11F 1	T	1				
		F4H 1	U	1				
		A4D 1	T	1				
		R4D 5	U	1 4*				
NPF	EL CENTRO	F3D 2	A9	2				
		A4D 1	A9	2				
		AD 5N	A9	1				
		P2V 4	A9	1				
		R4D 6	A9	1				
		F9F 8T	A9	2				
		Y/TV R	A9	1 10*				
NAF RDT&E	CHINA LAKE	F8U 1	A9	1				
		F9F 8	A9	1				
		FJ 4	A9	1				
		F3D 2	A9	1				
		F4D 1	A9	3				
		F9F 6D	A9	1				
		FJ 3D2	A9	3				
		A4D 2	A9	1				
		A4D 1	A9	1				
		FJ 4B	A9	1				
		A3D-2	A9	1				
		AD 5N	A9	1				
		P2V 4	A9	2				
		JD 1D	A9	1				
		F3D 2T2	AR	2				
		F3D 2T2	A9	1				
		T 28BD	A9	2				
		Y/F8U 1	A9	1				
		Y/P2V 3W	A9	1				
		F9F 6K	A9	13				
		F6F 5K	A9	7 46*				
NASWF	KIRTLAND AFB	F3H 2	A9	2				
		A4D 2N	A9	1				
		FJ 4B	A9	1				
		A3D 2	A9	1				
		S2F 1	A9	1				
		T2V 1	A9	1				
		F9F 8T	A9	1				
		Y/T2V 1	A9	1 9*				
NADC	JOHNSVILLE	F8U 1P	A9	1				
		F9F 8P	A9	1				
		A4D 2	A9	1				
		F9F 8B	A9	1				
		A3D 1P	A9	1				
		AD 5	A9	1				
		WF 2	A9	1				
		P2V 7	A9	2				
		P2V 5F	A9	1				
		WV 2	A9	1				
		R4D 8	A9	1				
		R4Y 1	AR	1				
		HSS 1N	A9	1				
		Y/S2F 1S	A9	1				
		Y/F9F 8T	A9	2				
		F9F 6K	A9	3				
		F6F 5K	A9	1 21*				
NATFSI	LAKEHURST	F8U 1	A9	1				
		FJ 4	A9	1				
		F3H 2	A9	1				
		F3D 2	A9	1				
		F4D 1	A9	1				
		F9F 8B	A9	1				
		A3D 1	A9	1				
		AD 5N	A9	1				
		Y/A4D 1	A9	1 9*				
NAS	LAKEHURST	ZS2G 1	A9	1				
		ZPG 2	A9	1				
		YZPG 3W	E6	1 3*				
NASA	LANGLEY FLD	F11F 1	U	1 1*				
NASA	MOFFETT FLD	R4D 6	U	1 1*				
MINEDEFDEVU	PANAMA CITY	HSS 1	A9	1				
		Y/HSL 1	A9	1 2*				
NAMC	PHILADELPHIA	AD 5N	A9	1				
		T2J 1	A9	1				
		Y/T 34B	A9	1 3*				

[redacted]

DECLASSIFIED

DECLASSIFIED

TABLE 2 **LOCATION OF AIRCRAFT INVENTORY AND PLANNED OPERATING ASSIGNMENTS**

BY COMMAND AND UNIT

RDT&E UNIT	LOCATION	MODEL	INVENTORY STATUS	INVENTORY NO ON BOARD	PLANNED OPT'G ASSIGNMENTS 30 JUN 1960	30 SEP 1960	31 DEC 1960	31 MAR 1961
NATC RDT&E	PTXNT RIVER	F8U 2	A9	5				
		F8U 1	A9	1				
		F8U 1E	A9	1				
		F11F 1	A9	5				
		F11F 1	D5	2				
		F9F 8	A9	1				
		F9F 6	A9	1				
		FJ 4	A9	1				
		FJ 3	A9	3				
		FJ 3	D5	1				
		F3H 2	A9	5				
		F3H 2N	A9	1				
		F3H 2N	D5	1				
		F4D 1	A9	5				
		A4D 2	A9	1				
		A4D 1	A9	1				
		FJ 4B	A9	2				
		FJ 4B	D5	1				
		F9F 8B	A9	2				
		A3D 2Q	A9	1				
		A3D 2	A9	1				
		AD 6	A9	1				
		AD 5	A9	1				
		AD 5	C	1				
		WF 2	A9	1				
		AD 5W	A9	1				
		S2F 1	D5	1				
		P2V 5F	A9	3				
		P5M 1S	A9	1				
		WV 2	A9	2				
		R5D 3	A9	1				
		R4D 6	A9	1				
		R4D 5	A9	1				
		R4Y 1	A9	1				
		TF 1	A9	2				
		UF 1	A9	1				
		T2V 1	A9	5				
		T2V 1	D5	1				
		F9F 8T	A9	1				
		F9F 8T	D5	1				
		T 28B	A9	3				
		HSS 1	A9	1				
		HSS 1N	A9	1				
		HRS 3	A9	1				
		HUK 1	A9	1				
		HUS 1A	A9	2				
		HUP 2	A9	8				
		Y/F8U 1	A9	1				
		Y/F8U 1	D5	1				
		Y/F11F 1	A9	1				
		Y/F11F 1	D5	2				
		Y/FJ 4	A9	1				
		Y/F4D 1	A9	4				
		Y/F4D 1	D5	1				
		Y/A4D 2	A9	3				
		Y/FJ 4B	A9	1				
		Y/PBM5S2	A9	1				
		Y/T2J 1	A9	3				
		YA4D 2N	A9	4				
		YA3J 1	A9	1				
		YA3D 2P	A9	2				
		YA3D 2Q	A9	1				
		YS2F 3	A9	1				
		YWV 2Q	A9	1				
		F9F 6K	A9	4				
				112*				
USNMC RDT&E	POINT MUGU	F3H 2	A9	1				
		F3H 2	D5	1				
		F3H 2	T	2				
		F4H 1	T	1				
		F3D 2M	A9	1				
		A4D 1	A9	1				
		A3D 1	A9	1				
		P2V 6M	A9	1				
		R4Y 1	A9	1				
		Y/F4D 1	A9	1				
		Y/A4D 2	D5	1				
		Y/A3D 2	A9	1				
		Y/A3D 1	A9	1				
				14*				
MCAS AES 12	QUANTICO	T 34B	A9	1				
				1*				
NATU	QUONSET PNT	A4D 1	A9	1				
		S2F 1	A9	1				
		P2V 5F	A9	1				
		HSS 1	A9	1				
				4*				
INSMAT	SCHENECTADY	HSS 1	T	1				
				1*				
NADU	SO WEYMOUTH	F4D 1	A9	2				
		S2F 1	A9	1				
		P2V 5S	A9	1				
		WV 2	A9	3				
		JD 1	A9	1				
		F3D 2T2	A9	1				
		ZPG 2	A9	1				
		Y/F4D 1	A9	1				
				11*				
BUREAU OF NAVAL WEAPONS REPRESENTATIVES								
BWR RDT&E	BALTIMORE	F2H 2	T	1				
		F3D 2	T	1				
				2*				
BWR RDT&E	BETHPAGE	F11F 1	T	1				
		F11F 1F	T	1				
		A3D 2P	T	1				
		A3D 1	T	1				
		A2F 1	T	1				
		S2F 3	T	9				
		S2F 1	T	1				
		TF 1	T	2				
		F9F 8T	T	1				
		T 28B	T	1				
				19*				
BWR RDT&E	BLOOMFIELD	HOK 1	T	1				
		HU2K 1	T	4				
		HTK 1	T	2				
		HTK 1	TR	1				
				8*				
BWR RDT&E	BUFFALO	F3D 1	T	1				
				1*				
BWR RDT&E	BURBANK	P2V 7S	T	1				
		WV 2E	T	1				
		T2V 1	T	1				
				3*				
BWR RDT&E	COLUMBUS	FJ 4	T	1				
		F9F 8P	T	1				
		A3J 1	T	9				
		AJ 1	T	1				
		T2J 1	T	2				
				14*				
BWR RDT&E	DALLAS	F8U 2	T	1				
		F8U 1	T	3				
		F8U 2N	T	3				
		F3D 2M	T	1				
		A3D 1	TR	1				
				9*				
BWR RDT&E	EST HARTFORD	HSS 2	T	7				
		HSS 2	TR	1				
		HSS 1	T	6				
				14*				
BWR RDT&E	EL SEGUNDO	A4D 2	A9	1				
		A4D 2N	T	3				
		A3D 2P	T	1				
		A3D 2Q	T	1				
		A3D 2	T	1				
		A3D 2	TR	1				
				8*				
BWR RDT&E	FORT WORTH	HUL 1	T	1				
		HTL 7	T	1				
				2*				
BWR RDT&E	MORTON	HUP 2	T	1				
				1*				
BWR RDT&E	ST LOUIS	F3H 2N	T	1				
		F4H 1	T	9				
				10*				
BWR RDT&E	WICHITA	F3H 2	T	1				
				1*				
PROGRAM OPERATING				161	158	158	159	159
OPERATIONAL POOL				10				
TOTAL PROGRAM				171				
NON PROGRAM (INCLUDING DRONES)				182				
TOTAL INVENTORY				353				

DECLASSIFIED

[redacted]

TABLE 2 LOCATION OF AIRCRAFT INVENTORY AND PLANNED OPERATING ASSIGNMENTS

BY COMMAND AND UNIT

BUWEPS FR UNIT	LOCATION	MODEL	INVENTORY STATUS	INVENTORY NO ON BOARD	PLANNED OPT'G. ASSIGNMENTS 30 JUN 1960	30 SEP 1960	31 DEC 1960	31 MAR 1961
OVERHAUL & REPAIR ACTIVITIES								
O&R BUWEPS FR	ALAMEDA	F8U 1	8	2				
		F11F 1	B1	1				
		F11F 1	EE	1				
		F11F 1	G5	1				
		F9F 6	NX	1				
		FJ 4	E1	3				
		FJ 4	E6	6				
		FJ 3	E6	20				
		FJ 3M	E1	2				
		FJ 3M	E6	6				
		F8U 1P	B	2				
		F9F 8P	NX	10				
		F9F 6D	NX	1				
		F9F 6D	Y	1				
		FJ 3D	B3	1				
		FJ 3D	E1	7				
		FJ 3D	E6	2				
		A4D 2	G6	2				
		A4D 2	G7	3				
		A4D 2	HO	1				
		A4D 1	E6	3				
		A4D 1	G7	1				
		A4D 1	H7	1				
		A4D 1	I9	3				
		FJ 4B	E1	1				
		FJ 4B	E6	5				
		FJ 4B	G7	1				
		FJ 4B	HO	1				
		FJ 4B	HP	1				
		FJ 4B	H7	1				
		FJ 4B	Y	1				
		A3D 2Q	H7	1				
		A3D 2	D1	1				
		AD 7	F6	3				
		AD 6	E1	47				
		AD 6	E6	11				
		AD 6	F6	2				
		AD 6	H7	1				
		AD 6	NX	1				
		AD 5	E1	1				
		AD 5	E6	1				
		AD 5N	E1	22				
		AD 5N	E6	1				
		AD 5N	H7	2				
		AD 5Q	B	1				
		AD 5Q	F6	1				
		AD 5W	E1	5				
		AD 5W	E6	1				
		AD 5W	H7	1				
		P2V 7	D5	6				
		P2V 7	E5	1				
		P2V 7S	B1	1				
		P2V 7SX	D1	1				
		P2V 7SX	D5	1				
		P2V 6	B	1				
		P2V 6	E5	1				
		P2V 6M	E1	2				
		P2V 6M	E4	1				
		P2V 6M	E9	1				
		P2V 6TX	E9	1				
		P2V 6TX	NY	2				
		P2V 5F	DE	3				
		P2V 5F	D5	19				
		P2V 5F	ES	1				
		P2V 5F	E5	20				
		P2V 5JF	B	1				
		P2V 5JF	E5	1				
		P2V 5S	B	5				
		P2V 5S	B1	3				
		P2V 5S	H5	1				
		P2V 5FD	DE	1				
		R4D 6	EJ	1				
		R4D 5	NX	1				
		UF 2	B	4				
		UF 1	EJ	2				
		JD 1	NX	4				
		TV 2	NX	7				
		TV 2	P4	1				
		TV 2D	P4	1				
		SNB 5	NX	2				
		HRS 3	B	2				
		HUS 1	B	10				
				304*				
O&R BUWEPS FR	CHERRY POINT	F3H 2M	EY	1				
		F3H 2M	NX	7				
		FJ 3	EY	1				
		FJ 3	E5	3				
		FJ 3	NX	14				
		FJ 3M	EN	2				
		FJ 3M	EY	7				
		FJ 3M	E6	1				
		FJ 3M	NX	35				
		F2H 4	EN	1				
		F2H 4	EY	1				
		F2H 4	NX	3				
		F2H 3	NX	5				
		F2H 3	P4	1				
		F2H 3	S4	1				
		F2H 3	WF	2				
		F3H 2	B	2				
		F3H 2	EN	1				
		F3H 2	EY	1				
		F3H 2	E6	2				
		F3H 2	G5	1				
		F3H 2	NX	8				
		F3H 2	Y	1				
		F3H 2X	DE	2				
		F3H 2X	D5	2				
		F3H 2N	EY	3				
		F3H 2N	NX	9				
		FJ 3D	E5	3				
		FJ 3D	G6	1				
		FJ 3D2	E5	2				
		OE 2	D1	3				
		OE 2	E1	1				
		OE 1	E1	1				
		OE 1	E6	1				
		R4Q 2	B	1				
		R4Q 2	D3	8				
		HUS 1	G6	1				
				139*				
O&R BUWEPS FR	CRPS CHRISTI	A3D 2	G5	1				
				1*				
O&R BUWEPS FR	JACKSONVILLE	F8U 1E	F6	1				
		FJ 3	Y	1				
		F3H 2	F6	1				
		F4D 1	D5	1				
		F4D 1	E6	1				
		F4D 1	G7	1				
		A4D 2	F6	2				
		A3D 2T	H7	1				
		A3D 2	D1	4				
		A3D 2	G7	1				
		A3D 1	D1	1				
		TV 2	E6	1				
		F3D 2T2	NX	1				
		HSS 1	C	1				
		HSS 1	D1	8				
		HSS 1	E1	6				
		HSS 1	E6	1				
		HOK 1	B1	12				
		HOK 1	D1	2				
		HOK 1	E1	1				
		HOK 1	E6	1				
		HO4S 3	B	2				
		HO4S 3	D1	4				
		HO4S 3	E1	1				
		HRS 3	B	1				
		HRS 3	D1	3				
		HRS 3	E1	8				
		HUS 1	B	2				
		HUS 1	D1	4				
		HUS 1	E1	2				
		HUS 1	E6	1				
		HR2S 1	D1	4				
		HR2S 1	E1	6				
		HUS 1A	B	1				
		HUS 1A	E1	2				
		HUL 1	D1	1				
		HUL 1	E1	1				
		HUL 1	Y	1				
		HUP 2	B	2				
		HUP 2	D1	7				
		HUP 2	E1	4				
		HUP 2	E6	2				
		HTL 6	D1	5				
		HTL 6	E1	4				
		HTL 6	E6	1				
		HTL 6	NX	3				
				121*				

[redacted]

TABLE 2 LOCATION OF AIRCRAFT INVENTORY AND PLANNED OPERATING ASSIGNMENTS

BY COMMAND AND UNIT

BUWEPS FR UNIT	LOCATION	MODEL	INVENTORY STATUS	INVENTORY NO ON BOARD	PLANNED OPT'G ASSIGNMENTS 30 JUN 1960	30 SEP 1960	31 DEC 1960	31 MAR 1961
06R BUWEPS FR	LAKEHURST	ZPG 2	G7	1				
		ZPG 2	MX	1				
		ZPG 2	NX	1				
		ZPG 1	MY	1				
		ZPG 2W	EE	1				
		ZPG 2W	MX	1				
				6*				
06R BUWEPS FR	NORFOLK	F8U 2	C	1				
		F8U 2	E6	2				
		F8U 2	G7	3				
		F8U 1	B	1				
		F8U 1E	D1	2				
		F11F 1	B	2				
		F11F 1	DA	2				
		F11F 1	D5	1				
		F11F 1	E6	1				
		F9F 8	MW	21				
		F9F 8	MX	3				
		F9F 8	NX	5				
		F9F 7	MW	11				
		F8U 1P	G5	1				
		F9F 8P	MW	9				
		F9F 8P	MX	9				
		F9F 8P	NX	5				
		F9F 6D	H5	1				
		F9F 5KD	MW	2				
		A4D 1	Y	1				
		F9F 8B	E1	4				
		F9F 8B	MX	4				
		F9F 8B	WB	2				
		AD 4NA	R	17				
		S2F 1	R	2				
		P2V 5F	EY	1				
		P2V 5F	F1	1				
		P5M 2S	C	1				
		P5M 2S	Y	1				
		P5M 1	MX	2				
		R5D 3	B	1				
		R5D 3	C	1				
		R5D 3	D3	3				
		R5D 2	B	3				
		R5D 2	D3	1				
		R5D 4R	E3	1				
		R5D 3Z	D3	1				
		R5D 2Z	D3	1				
		JD 1	B	2				
		JD 1	DA	1				
		JD 1	D1	4				
		JD 1	MX	5				
		JD 1D	B	1				
		JD 1D	E1	1				
		F9F 8T	D1	4				
		F9F 8T	E6	1				
		SNB 5	NX	1				
		HUP 3	HP	32				
		HUP 3	MW	17				
		HUP 3	MX	1				
		HTL 5	NX	1				
		HTL 5	P4	1				
		HTL 5	S4	2				
		HTL 4	MW	2				
		F9F 6K2	H5	1				
		F9F 6K2X	D4	3				
		F9F 6K2X	E4	13				
		F9F 6K	B	2				
		F9F 6K	B3	1				
		F9F 6K	M9	40				
		F9F 6KX	E4	61				
		F9F 6KX	MW	57				
				384*				
06R BUWEPS FR	PENSACOLA	S2F 2	B	1				
		S2F 2	EE	1				
		S2F 2	E5	2				
		S2F 2	G6	1				
		S2F 1X	D5	8				
		S2F 1X	E5	2				
		S2F 1	B	3				
		S2F 1	DE	1				
		S2F 1	D5	15				
		S2F 1	E5	11				
		S2F 1	G6	2				
		S2F 1T	DE	2				
		S2F 1T	G6	1				
		S2F 1TX	D5	5				
		S2F 1TX	E5	7				
		TF 1	D5	2				
		UF 2	D1	3				
		UF 1	B	1				
		UF 1	C	1				
		UF 1	D1	3				
		UF 1	E1	5				
		T2J 1	B	4				
		T2J 1	D1	1				
		T2V 1	B	6				
		T2V 1	DE	1				
		T2V 1	D5	1				
		T2V 1	NX	4				
		T2V 1	NY	8				
		SNB 5	DA	1				
		SNB 5	E1	9				
		SNB 5	E6	6				
		SNB 5P	E1	1				
		SNB 5P	E6	1				
		T 34B	B	10				
		T 34B	DA	1				
		T 34B	D1	6				
		T 34B	E1	28				
		T 34B	G6	14				
		T 34B	MW	153				
		T 28B	B	4				
		T 28B	DA	1				
		T 28B	D1	14				
		T 28B	E1	38				
		T 28B	NX	10				
		T 28C	B	5				
		T 28C	D1	18				
		T 28C	E1	35				
		T 28C	NX	2				
		T 28C	OX	1				
		HO4S 3	EJ	2				
		HO4S 3	Y	1				
				463*				
06R BUWEPS FR	QUONSET PNT	A4D 2	D1	1				
		A4D 2	D5	1				
		A4D 1	D5	1				
		AD 7	B	1				
		AD 7	DA	1				
		AD 7	D1	2				
		AD 6	B	6				
		AD 6	C	5				
		AD 6	DA	3				
		AD 6	D1	31				
		AD 6	E1	6				
		AD 6	E6	1				
		AD 6	G7	1				
		AD 5	B	2				
		AD 5	DA	1				
		AD 5	D1	4				
		AD 5	E1	2				
		AD 5	G7	3				
		AD 5N	D1	2				
		AD 5N	E1	11				
		AD 5N	NX	1				
		AD 5Q	B	2				
		AD 5Q	DA	2				
		AD 5Q	D1	3				
		AD 5Q	E1	4				
		AD 5W	D1	4				
		AD 5W	E1	13				
		AD 5W	E6	2				
		UC 1	D1	1				
		F3D 2T2	NX	2				
		SNB 5	EN	1				
		HSS 1	EN	1				
		HSS 1	F6	1				
		HUK 1	EN	1				
				123*				

DECLASSIFIED

[redacted]

TABLE 2 **LOCATION OF AIRCRAFT INVENTORY AND PLANNED OPERATING ASSIGNMENTS**

BY COMMAND AND UNIT

BUWEPS FR UNIT	LOCATION	MODEL	INVENTORY STATUS	INVENTORY NO. ON BOARD	PLANNED OPT'G. ASSIGNMENTS 30 JUN 1960	30 SEP 1960	31 DEC 1960	31 MAR 1961
O&R BUWEPS FR	SAN DIEGO	F8U 2	D1	1				
		F8U 1	D1	2				
		F8U 1	E6	2				
		F8U 1	HN	2				
		F8U 1E	D1	2				
		F11F 1	Y	1				
		F3H 2M	MX	3				
		F2H 4	MY	2				
		F2H 4	NX	1				
		F2H 4	Y	2				
		F2H 3	E6	3				
		F2H 3	HO	1				
		F2H 3	Y	1				
		F3H 2	B	4				
		F3H 2	D1	1				
		F3H 2	NX	1				
		F3H 2X	DD	1				
		F3H 2X	G8	1				
		F3H 2X	H4	1				
		F3H 2N	E4	1				
		F3H 2N	H4	4				
		F3D 2M	E1	1				
		F4D 1	B	1				
		F4D 1	D1	3				
		F4D 1	HO	1				
		F4D 1	NX	2				
		F4D 1	NY	1				
		F8U 1P	B	1				
		F8U 1P	D1	1				
		F8U 1P	MX	1				
		F9F 2KD	NX	1				
		F3D 2Q	B	2				
		F3D 2Q	D1	2				
		F3D 2Q	E1	3				
		F3D 2Q	Y	1				
		F9F 8B	EY	1				
		AD 6	EJ	1				
		AD 6	EY	1				
		S2F 1	D5	1				
		S2F 1	E5	7				
		S2F 1	HO	1				
		S2F 1S	B	2				
		P5M 2	DA	1				
		P5M 1	B	2				
		P5M 1	E1	8				
		P5M 1	E6	1				
		P5M 1	MX	2				
		P5M 1	NX	8				
		P5M 1SX	D1	1				
		P5M 1SX	G7	2				
		P5M 1SX	H7	1				
		P5M 1SX	MY	6				
		R4D 8	EJ	1				
		TV 2	EJ	12				
		TV 2	EY	7				
		TV 2	E6	5				
		TV 2	F1	1				
		TV 2	P4	1				
		F3D 2T2	D1	9				
		F3D 2T2	E1	2				
		F3D 2T2	P4	[illegible]				
		TV 2D	E6	1				
		TV 2D	P4	1				
		HSS 1	B	2				
		HSS 1	DA	1				
		HSS 1	D1	14				
		HSS 1N	D1	1				
		HOK 1	B	1				
		HOK 1	F6	6				
		HRS 3	B	1				
		HRS 3	D1	7				
		HRS 3	E1	2				
		HRS 3	E6	1				
		HUS 1	B	3				
		HUS 1	D1	1				
		HR2S 1	F6	1				
		HUP 2	D1	3				
		HUP 2	E1	1				
		HUP 2	P4	1				
		YF2Y 1	P3	1				
				192*				
O&R BUWEPS FR	TULSA	TV 2	D5	19				
		TV 2	D5	4				
		TV 2KD	D5	1				
				24*				

BUWEPS FR UNIT	LOCATION	MODEL	INVENTORY STATUS	INVENTORY NO. ON BOARD	PLANNED OPT'G. ASSIGNMENTS 30 JUN 1960	30 SEP 1960	31 DEC 1960	31 MAR 1961
BUREAU OF NAVAL WEAPONS REPRESENTATIVES								
BWR FR	BALTIMORE	P5M 2S	B	2				
		P5M 2S	B3	2				
		P5M 2SX	D1	26				
		WV 2Q	B	1				
		WV 2Q	G4	1				
		R6D 1	D3	4				
		R6D 1Z	D3	1				
		R4Y 1	D3	1				
				38*				
BWR FR	BETHPAGE	WF 2	G5	16				
		WF 2	H5	3				
		S2F 1	R	3				
		UF 2	B	2				
				24*				
BWR FR	BURBANK	P2V 7S	B	1				
		P2V 7SX	G5	17				
		P2V 5S	B	2				
		P2V 5S	C	1				
		P2V 5SX	G5	22				
				43*				
BWR FR	COLUMBUS	T2J 1	B	12				
		T2J 1	C	2				
		T2J 1	G5	5				
		T2J 1	Q1	1				
				20*				
BWR FR	DALLAS	F8U 2	B	3				
		F8U 1	B	8				
		F8U 1	D5	40				
		F8U 1	U	1				
		F8U 1P	D5	1				
		TV 2	D5	1				
				54*				
BWR FR	EL SEGUNDO	F4D 1	Y	1				
		A4D 2	G5	1				
		A4D 2N	B	6				
		A4D 2N	C	3				
		A4D 2N	G5	1				
		A4D 2N	V	70				
		A3D 2P	G5	2				
		A3D 2P	V	1				
		A3D 2Q	B	2				
		A3D 2Q	G5	2				
		A3D 2T	C	1				
		A3D 2T	G5	1				
		A3D 2	G5	1				
		A3D 2	V	3				
				95*				
BWR FR	EST HARTFORD	HSS 2	B	2				
		HSS 2	V	1				
		HSS 1N	R	5				
		HUS 1	V	8				
		HR2S 1	V	1				
				17*				
BWR FR	ONTARIO	R4D 8	B	2				
		R4D 8	D1	8				
		R4D 6	C	1				
		R4D 6	D1	4				
		R4D 5	B	2				
		R4D 5	C	1				
		R4D 5	D1	6				
		R4D 8Z	D1	1				
		R4D 7	D1	2				
				27*				
BWR FR	ST LOUIS	F4H 1	B	6				
				6*				
BWR FR	W PALM BEACH	R6D 1	D3	2				
		R4Y 2	D3	1				
		R4Y 1	D3	2				
				5*				

[redacted]

[redacted]

TOTAL PROGRAM & NON-PROGRAM AIRCRAFT

DECLASSIFIED

TABLE 2 LOCATION OF AIRCRAFT INVENTORY AND PLANNED OPERATING ASSIGNMENTS

BY COMMAND AND UNIT

BUWEPS FR UNIT	LOCATION	MODEL	INVENTORY STATUS	INVENTORY NO. ON BOARD	PLANNED OPT'G. ASSIGNMENTS 30 JUN 1960	30 SEP 1960	31 DEC 1960	31 MAR 1961
MISCELLANEOUS BUWEPS ACTIVITIES								
POOL BUWEPS FR	MAYPORT	AD 6	EN	1				
				1*				
POOL BUWEPS FR	NEW YORK	FJ 3	Y	1				
				1*				
POOL BUWEPS FR	PTXNT RIVER	A4D 2	HO	1				
				1*				
ATOM ENER COMM		R4D 6R	U	1				
				1*				
BLATZ AIRLINES		R4D 6R	U	1				
				1*				
CAL AIR CHARTR		R4D 5R	U	1				
				1*				
CEN AIRLNE INC		R4D 6R	U	2				
		R4D 5R	U	1				
				3*				
DEPT OF AGRI		SNB 5	U	1				
		R4D 6S	U	1				
				2*				
DEPT OF INT		R4D 6Q	U	1				
				1*				
DEPT OF JUSTCE		R4D 5	U	2				
				2*				
FED AVN AGENCY		F9F 8P	U	2				
		R4D 5	U	1				
		R4D 6R	U	16				
		R4D 5R	U	2				
		R4D 6Z	U	3				
		R4D 5Z	U	1				
		F9F 8T	U	1				
		R4D 6Q	U	2				
		R4D 5Q	U	2				
		R4D 6S	U	11				
		HR2S 1	U	1				
				42*				
GEN ELEC CO		XF4D 1	U	1				
				1*				
LAKE CEN AIRLN		R4D 6R	U	1				
		R4D 5R	U	1				
				2*				
NO CEN AIRLNS		R4D 6R	U	2				
				2*				
OZARK AIR INC		R4D 5R	U	3				
				3*				
TRANS TEX AIRW		R4D 5R	U	2				
				2*				
U S ARMY		A4D 1	U	1				
		R4D 6Q	U	4				
		R4D 5Q	U	1				
		R4D 6S	U	1				
		R4D 5S	U	1				
				8*				
USAF		F8U 1D	U	1				
		TV 2D	U	1				
		TV 2KD	U	1				
				3*				
U S CG		R5D 4R	U	1				
				1*				

BUWEPS FR UNIT	LOCATION	MODEL	INVENTORY STATUS	INVENTORY NO. ON BOARD	PLANNED OPT'G ASSIGNMENTS 30 JUN 1960	30 SEP 1960	31 DEC 1960	31 MAR 1961
STORAGE FACILITIES								
STORAGE FACLTY	LITCHFLD PRK	F8U 1	MX	1				
		F11F 1	MX	13				
		F9F 8	MX	99				
		F9F 8	MY	1				
		F9F 8	P4	3				
		F9F 7	MX	35				
		F9F 6	MX	167				
		F9F 6	P4	1				
		F3H 2M	MX	46				
		F3H 2M	MY	3				
		FJ 3	MX	76				
		FJ 3M	MX	11				
		F2H 4	MX	5				
		F2H 4	P4	10				
		F2H 4	WB	7				
		F2H 3	MX	23				
		F2H 3	P4	6				
		F2H 3	WB	6				
		F3H 2N	MX	18				
		F4D 1	MX	28				
		F8U 1P	MX	19				
		F9F 8P	I	1				
		F9F 8P	MX	50				
		F9F 6D	MX	14				
		F9F 6D	P4	3				
		FJ 3D	MX	1				
		F9F 5KD	MX	2				
		F9F 2KD	MX	1				
		F9F 8B	MX	51				
		F9F 8B	MY	4				
		F9F 8B	P4	62				
		F9F 8B	WB	3				
		AD 6	MX	123				
		AD 6	MY	4				
		AD 5	MX	15				
		AD 5	P4	25				
		AD 5	WB	1				
		AD 4NA	R	9				
		AD 5N	MX	26				
		AD 5N	P4	4				
		AD 5Q	MX	1				
		AD 5W	MX	72				
		S2F 1	MX	4				
		P2V 6	MX	6				
		P2V 6F	MX	1				
		P2V 6M	MX	5				
		P2V 6T	MX	4				
		P2V 4	MX	21				
		P2V 3B	MX	14				
		P2V 3W	MX	5				
		WV 2	MX	12				
		R4Q 1	MX	32				
		R4Q 1	MY	1				
		R4D 6	MX	7				
		R4D 5	MX	7				
		R4D 6R	MX	2				
		R4D 5R	MX	6				
		R4D 6Z	MX	3				
		UF 1	MX	9				
		JD 1	MX	24				
		JD 1	P4	3				
		JD 1X	EM	1				
		JD 1X	MX	10				
		JD 1D	MX	4				
		JD 1D	P4	1				
		T2V 1	MX	43				
		T2V 1	MY	5				
		TV 2	MX	261				
		TV 2	P4	23				
		F3D 2T2	MX	19				
		TV 2D	MX	4				
		TV 2KD	MX	5				
		TV 2KD	P4	1				
		SNB 5	MX	207				
		SNB 5	MY	13				
		SNB 5	P4	10				
		SNB 5P	MX	9				
		T 34B	MX	1				
		T 28B	MX	12				
		T 28C	MX	70				
		R4D 6Q	WB	1				
		R4D 5Q	MX	1				
		R4D 5Q	WB	1				
		R4D 6S	MX	4				
		R4D 5S	MX	9				
		HUP 2	P4	1				
		F9F 6K	MY	32				
		P4Y 2K	MY	11				
				1975*				
NON OPERATIONAL SUPPORT				1443				
RESERVE STOCK				2174				
TOTAL PROGRAM				3617				
NON PROGRAM (INCLUDING DRONES)				522				
TOTAL INVENTORY				4139				

[redacted]

DECLASSIFIED CONFIDENTIAL

TABLE 3 PROGRAM AIRCRAFT

PROGRAM INVENTORY BY STATUS AND PLANNED OPERATING ASSIGNMENTS

BY COMMAND, CLASS AND MODEL

CLASS AND MODEL	COMMAND	TOTAL	BUWEPS FR: NON OPERATIONAL SUPPORT	BUWEPS FR: RESERVE STOCK	OPERATING COMMANDS: OPERATIONAL POOL: READY FOR ISSUE	OPERATING COMMANDS: OPERATIONAL POOL: NOT READY FOR ISSUE: UNDG. PAR & AIRLINE MAINTENANCE	OPERATING COMMANDS: OPERATIONAL POOL: NOT READY FOR ISSUE: OTHER	OPERATING COMMANDS: ON BOARD OPERATING INV	PLANNED OPT'G ASSIGNMENTS: 30 JUN 1960	PLANNED OPT'G ASSIGNMENTS: 30 SEP 1960	PLANNED OPT'G ASSIGNMENTS: 31 DEC 1960	PLANNED OPT'G ASSIGNMENTS: 31 MAR 1961
	LANT	2070			115	76	62	1817	1873	1829	1851	1850
	PAC	2543			140	156	115	2132	2248	2243	2261	2261
	NABS	552				7	5	540	500	547	558	558
	NATRA	1403			31	19	22	1331	1374	1351	1362	1363
	NART	825			35	49	32	709	778	760	722	722
	RDT&E	171			1	9		161	158	158	159	159
	BUWPS	3617	1443	2174								
		11181	1443	2174	322	316	236	6690	6931	6888	6913	6913
FIGHTER JET	LANT	470			31	23	17	399	405	405	410	411
	PAC	733			72	83	43	535	619	623	626	626
	NABS	9				1		8	7	7	7	7
	NATRA	129				5	1	123	115	116	121	122
	NART	178			7	20	1	150	166	150	112	112
	RDT&E	60				5		55	61	61	61	61
	BUWPS	1006	223	783								
		2585	223	783	110	137	62	1270	1373	1362	1337	1339
ATTACK JET	LANT	425			11	26	13	375	366	366	369	374
	PAC	531			37	36	14	444	467	470	476	480
	NABS	1					1					
	NATRA	91			5			86	84	84	84	84
	NART	79			9		6	64	58	50	50	50
	RDT&E	27				1		26	22	22	23	23
	BUWPS	200	141	59								
		1354	141	59	62	63	34	995	997	992	1002	1011
ATTACK PROP	LANT	169			6	1	10	152	154	155	156	156
	PAC	198			7		7	184	188	189	189	188
	NABS	17						17	12	12	12	12
	NATRA	35					1	34	30	30	30	30
	NART	78			4		2	72	70	70	70	70
	RDT&E	11			1			10	14	14	14	14
	BUWPS	477	234	243								
		985	234	243	18	1	20	469	468	470	471	470
ANTI SUBMARINE	LANT	144			14	5	4	121	116	114	114	114
	PAC	94			3	11	4	76	80	87	89	89
	NABS	2						2	2	2	2	2
	NATRA	97			5	8		84	88	88	88	88
	NART	193			7	23	5	158	174	168	168	168
	RDT&E	4				1		3	4	4	4	4
	BUWPS	77	73	4								
		611	73	4	29	48	13	444	464	463	465	465
PATROL	LANT	197			3	1	3	190	186	182	182	179
	PAC	177				2	2	173	174	171	170	170
	NABS	1						1				
	NATRA	15						15				
	NART	104			3	5	3	93	97	96	96	96
	RDT&E	13						13	13	13	13	13
	BUWPS	241	165	76								
		748	165	76	6	8	8	485	470	462	461	458
WARNING	LANT	58			6	7	5	40	46	39	39	39
	PAC	53				8		45	46	37	37	37
	NABS	3				1		2	3	3	3	3
	NATRA	6				1		5	4	4	4	4
	RDT&E	6						6	6	6	6	6
	BUWPS	14	2	12								
		140	2	12	6	17	5	98	105	89	89	89
OBSERVATION	LANT	13			1			12	12	12	12	12
	PAC	26						26	22	22	22	22
	BUWPS	6	6									
		45	6		1			38	34	34	34	34
TRANSPORT	LANT	138			9	4	2	123	136	126	129	129
	PAC	131			2	6	7	116	115	115	115	115
	NABS	85				4	1	80	82	96	96	96
	NATRA	22					2	20	17	22	22	22
	NART	58					10	48	56	57	57	57
	RDT&E	11						11	13	13	13	13
	BUWPS	120	61	59								
		565	61	59	11	14	22	398	419	429	432	432
UTILITY	LANT	30			1			29	31	30	30	30
	PAC	47			2		4	41	38	38	38	38
	NABS	18						18	17	23	31	31
	NATRA	2						2	2	8	8	8
	RDT&E	3						3	4	4	4	4
	BUWPS	88	32	56								
		188	32	56	3		4	93	92	103	111	111

CONFIDENTIAL

[redacted]

DECLASSIFIED

TABLE 3 PROGRAM AIRCRAFT

PROGRAM INVENTORY BY STATUS AND PLANNED OPERATING ASSIGNMENTS

BY COMMAND, CLASS AND MODEL

CLASS AND MODEL	COMMAND	TOTAL	BUWEPS FR		OPERATING COMMANDS				PLANNED OPT'G ASSIGNMENTS			
					OPERATIONAL POOL							
						NOT READY FOR ISSUE						
			NON OPERATIONAL SUPPORT	RESERVE STOCK	READY FOR ISSUE	UNDG. PAR & AIRLINE MAINTENANCE	OTHER	ON BOARD OPERATING INV	30 JUN 1960	30 SEP 1960	31 DEC 1960	31 MAR 1961
TRAINING JET	LANT	109			21	7	7	74	93	93	93	93
	PAC	156			3	10	1	142	144	138	139	139
	NABS	99						99	79	87	91	91
	NATRA	235			5	5		225	253	255	261	261
	NART	42			2	1	2	37	55	61	61	61
	RDT&E	17				2		15	5	5	5	5
	BUWPS	459	100	359								
		1117	100	359	31	25	10	592	629	639	650	650
TRAINING PROP	LANT	59			9			50	56	36	36	36
	PAC	82			3		2	77	60	55	55	52
	NABS	253					3	250	234	251	251	251
	NATRA	692			16		18	658	699	664	662	662
	NART	51			2		1	48	48	48	48	48
	RDT&E	6						6	9	9	9	9
	BUWPS	690	195	495								
		1833	195	495	30		24	1089	1106	1063	1061	1058
ROTARY WING	LANT	249			2	2	1	244	264	262	273	269
	PAC	315			11		31	273	295	298	304	304
	NABS	64				1		63	64	66	65	65
	NATRA	79						79	82	80	82	82
	NART	42			1		2	39	54	60	60	60
	RDT&E	10						10	4	4	4	4
	BUWPS	233	209	24								
		992	209	24	14	3	34	708	763	770	788	784
AIRSHIPS	LANT	9			1			8	8	9	8	8
	RDT&E	3						3	3	3	3	3
	BUWPS	6	2	4								
		18	2	4	1			11	11	12	11	11
		11181	1443	2174	322	316	236	6690	6931	6888	6913	6913
FIGHTER JET												
VF DAY	LANT	241			12	10	13	206	213	213	213	193
	PAC	323			43	39	27	214	256	250	254	240
	NATRA	87				5	1	81	96	97	112	113
	NART	137			7	20	1	109	122	118	102	102
	RDT&E	26				3		23	27	25	25	25
	BUWPS	688	136	552								
		1502	136	552	62	77	42	633	714	703	706	673
VF AW	LANT	172			10	13	3	146	146	146	151	172
	PAC	296			19	35	11	231	266	276	275	289
	NATRA	34						34	10	10		
	NART	41						41	44	32	10	10
	RDT&E	28				2		26	29	31	31	31
	BUWPS	160	54	106								
		731	54	106	29	50	14	478	495	495	467	502
VF P	LANT	43			8		1	34	33	33	33	33
	PAC	64			7	8	5	44	50	50	50	50
	NABS	1						1	1	1	1	1
	NATRA	8						8	9	9	9	9
	RDT&E	2						2	2	2	2	2
	BUWPS	110	7	103								
		228	7	103	15	8	6	89	95	95	95	95
VF D	LANT	8			1			7	7	7	7	7
	PAC	29			3	1		25	25	25	25	25
	NABS	8				1		7	6	6	6	6
	RDT&E	4						4	3	3	3	3
	BUWPS	34	18	16								
		83	18	16	4	2		43	41	41	41	41
VF KD	PAC	9						9	7	7	7	7
	BUWPS	6		6								
		15		6				9	7	7	7	7
VF Q	LANT	6						6	6	6	6	6
	PAC	12						12	15	15	15	15
	BUWPS	8	8									
		26	8					18	21	21	21	21
		2585	223	783	110	137	62	1270	1373	1362	1337	1339

[redacted]

DECLASSIFIED

[redacted]

TABLE 3

PROGRAM AIRCRAFT

PROGRAM INVENTORY BY STATUS AND PLANNED OPERATING ASSIGNMENTS

BY COMMAND, CLASS AND MODEL

CLASS AND MODEL	COMMAND	TOTAL	BUWEPS FR		OPERATING COMMANDS				PLANNED OPT'G ASSIGNMENTS			
					OPERATIONAL POOL							
						NOT READY FOR ISSUE						
			NON OPERATIONAL SUPPORT	RESERVE STOCK	READY FOR ISSUE	UNDG. PAR & AIRLINE MAINTENANCE	OTHER	ON BOARD OPERATING INV	30 JUN 1960	30 SEP 1960	31 DEC 1960	31 MAR 1961
ATTACK JET												
VA DAY	LANT	332			10	16	10	296	280	280	280	280
	PAC	447			37	32	8	370	390	390	389	393
	NABS	1					1					
	NATRA	91			5			86	84	84	84	84
	NART	79			9		6	64	58	50	50	50
	RDT&E	20				1		19	17	17	17	17
	BUWPS	177	118	59								
		1147	118	59	61	49	25	835	829	821	820	824
VA AW	LANT										4	9
	RDT&E										1	1
											5	10
VA P	LANT	10			1			9	10	10	9	9
	PAC	12						12	11	10	9	9
	RDT&E	1						1				
	BUWPS	3	3									
		26	3		1			22	21	20	18	18
VA Q	LANT	7				1		6	9	9	9	9
	PAC	7				1		6	9	10	10	10
	RDT&E	1						1				
	BUWPS	5	5									
		20	5			2		13	18	19	19	19
VA HT	LANT	3						3	4	4	4	4
	PAC	4						4	4	4	4	4
	BUWPS	3	3									
		10	3					7	8	8	8	8
VA H	LANT	73				9	3	61	63	63	63	63
	PAC	61				3	6	52	53	56	64	64
	RDT&E	5						5	5	5	5	5
	BUWPS	12	12									
		151	12			12	9	118	121	124	132	132
		1354	141	59	62	63	34	995	997	992	1002	1011
ATTACK PROP												
VA DAY	LANT	111			3		6	102	98	98	98	98
	PAC	133			6		7	120	123	123	123	123
	NABS	15						15	10	10	10	10
	NATRA	26					1	25	27	27	27	27
	NART	61			1		1	59	59	59	59	59
	RDT&E	4			1			3	4	4	4	4
	BUWPS	281	138	143								
		631	138	143	11		15	324	321	321	321	321
VA AW	LANT	15			3	1		11	14	14	14	14
	PAC	21						21	18	18	18	18
	NABS	2						2	2	2	2	2
	NATRA	9						9	3	3	3	3
	NART	17			3		1	13	11	11	11	11
	RDT&E	4						4	6	6	6	6
	BUWPS	79	51	28								
		147	51	28	6	1	1	60	54	54	54	54
VA W	LANT	43					4	39	42	43	44	44
	PAC	41			1			40	47	48	48	47
	RDT&E	3						3	4	4	4	4
	BUWPS	117	45	72								
		204	45	72	1		4	82	93	95	96	95
VA Q	PAC	3						3				
		3						3				
		985	234	243	18	1	20	469	468	470	471	470

[redacted]

[redacted]

[redacted]

DECLASSIFIED

TABLE 3 PROGRAM AIRCRAFT

PROGRAM INVENTORY BY STATUS AND PLANNED OPERATING ASSIGNMENTS

BY COMMAND, CLASS AND MODEL

CLASS AND MODEL	COMMAND	TOTAL	BUWEPS FR: NON OPERATIONAL SUPPORT	BUWEPS FR: RESERVE STOCK	OPERATING COMMANDS: OPERATIONAL POOL: READY FOR ISSUE	OPERATING COMMANDS: OPERATIONAL POOL: NOT READY FOR ISSUE: UNDG. PAR & AIRLINE MAINTENANCE	OPERATING COMMANDS: OPERATIONAL POOL: NOT READY FOR ISSUE: OTHER	OPERATING COMMANDS: ON BOARD OPERATING INV.	PLANNED OPT'G ASSIGNMENTS: 30 JUN 1960	PLANNED OPT'G ASSIGNMENTS: 30 SEP 1960	PLANNED OPT'G ASSIGNMENTS: 31 DEC 1960	PLANNED OPT'G ASSIGNMENTS: 31 MAR 1961
ANTI SUBMARINE												
VS	LANT	144			14	5	4	121	116	114	114	114
	PAC	94			3	11	4	76	80	87	89	89
	NABS	2						2	2	2	2	2
	NATRA	97			5	8		84	88	88	88	88
	NART	193			7	23	5	158	174	168	168	168
	RDT&E	4				1		3	4	4	4	4
	BUWPS	77	73	4								
		611	73	4	29	48	13	444	464	463	465	465
		611	73	4	29	48	13	444	464	463	465	465
PATROL												
VP L	LANT	145			3	1	3	138	138	138	138	135
	PAC	109				2		107	108	108	108	108
	NATRA	15						15				
	NART	104			3	5	3	93	97	96	96	96
	RDT&E	12						12	12	12	12	12
	BUWPS	174	116	58								
		559	116	58	6	8	6	365	355	354	354	351
VP LD	LANT	2						2	2	2	2	2
	PAC	2						2	2	2	2	2
	NABS	1						1				
	RDT&E								1	1	1	1
	BUWPS	1	1									
		6	1					5	5	5	5	5
VP S	LANT	50						50	46	42	42	42
	PAC	66					2	64	64	61	60	60
	RDT&E	1						1				
	BUWPS	66	48	18								
		183	48	18			2	115	110	103	102	102
		748	165	76	6	8	8	485	470	462	461	458
WARNING												
VW WEA	LANT	7			1		2	4	6	6	6	6
		7			1		2	4	6	6	6	6
VW AEW	LANT	48			5	7	3	33	37	30	30	30
	PAC	51				8		43	43	34	34	34
	NABS	3				1		2	3	3	3	3
	NATRA	6				1		5	4	4	4	4
	RDT&E	6						6	6	6	6	6
	BUWPS	12		12								
		126		12	5	17	3	89	93	77	77	77
VW Q	LANT	3						3	3	3	3	3
	PAC	2						2	3	3	3	3
	BUWPS	2	2									
		7	2					5	6	6	6	6
		140	2	12	6	17	5	98	105	89	89	89
OBSERVATION												
VO	LANT	13			1			12	12	12	12	12
	PAC	26						26	22	22	22	22
	BUWPS	6	6									
		45	6		1			38	34	34	34	34
		45	6		1			38	34	34	34	34
TRANSPORT												
VR H	LANT	28			3	1	2	22	28	27	31	31
	PAC	56				1	4	51	50	50	50	50
	NABS	12						12	11	13	13	13
	NATRA	6						6	5	5	5	5
	NART	39					10	29	39	40	40	40
	RDT&E	2						2	3	3	3	3
	BUWPS	19	19									
		162	19		3	2	16	122	136	138	142	142

[redacted]

DECLASSIFIED

[redacted]

TABLE 3 PROGRAM AIRCRAFT

PROGRAM INVENTORY BY STATUS AND PLANNED OPERATING ASSIGNMENTS

BY COMMAND, CLASS AND MODEL

CLASS AND MODEL	COMMAND	TOTAL	BUWEPS FR: NON OPERATIONAL SUPPORT	BUWEPS FR: RESERVE STOCK	OPERATING COMMANDS: OPERATIONAL POOL: READY FOR ISSUE	OPERATING COMMANDS: OPERATIONAL POOL: NOT READY FOR ISSUE: UNDG. PAR & AIRLINE MAINTENANCE	OPERATING COMMANDS: OPERATIONAL POOL: NOT READY FOR ISSUE: OTHER	OPERATING COMMANDS: ON BOARD OPERATING INV	PLANNED OPT'G ASSIGNMENTS: 30 JUN 1960	PLANNED OPT'G ASSIGNMENTS: 30 SEP 1960	PLANNED OPT'G ASSIGNMENTS: 31 DEC 1960	PLANNED OPT'G ASSIGNMENTS: 31 MAR 1961
VR M	LANT	83			6			77	85	81	80	80
	PAC	46			2		3	41	41	41	41	41
	NABS	56					1	55	57	64	64	64
	NATRA	16					2	14	12	17	17	17
	NART	18						18	17	17	17	17
	RDT&E	7						7	8	8	8	8
	BUWPS	99	40	59								
		325	40	59	8		6	212	220	228	227	227
VR C	LANT	27				3		24	23	18	18	18
	PAC	29				5		24	24	24	24	24
	NABS	17				4		13	14	19	19	19
	NART	1						1				
	RDT&E	2						2	2	2	2	2
	BUWPS	2	2									
		78	2			12		64	63	63	63	63
		565	61	59	11	14	22	398	419	429	432	432
UTILITY												
VU SAR	LANT	20			1			19	20	19	19	19
	PAC	26			2		4	20	21	21	21	21
	NABS	17						17	17	17	17	17
	NATRA	2						2	2	2	2	2
	RDT&E	1						1				
	BUWPS	31	22	9								
		97	22	9	3		4	59	60	59	59	59
VU TOW	LANT	9						9	11	11	11	11
	PAC	15						15	14	14	14	14
	RDT&E	1						1	1	1	1	1
	BUWPS	51	8	43								
		76	8	43				25	26	26	26	26
VU T&D	LANT	1						1				
	PAC	6						6	3	3	3	3
	NABS	1						1				
	RDT&E	1						1	3	3	3	3
	BUWPS	6	2	4								
		15	2	4				9	6	6	6	6
VU	NABS									6	14	14
	NATRA									6	6	6
										12	20	20
		188	32	56	3		4	93	92	103	111	111
TRAINING JET												
VT	LANT	109			21	7	7	74	93	93	93	93
	PAC	150			3	10	1	136	138	132	133	133
	NABS	96						96	79	87	91	91
	NATRA	235			5	5		225	253	255	261	261
	NART	42			2	1	2	37	55	61	61	61
	RDT&E	17				2		15	5	5	5	5
	BUWPS	448	98	350								
		1097	98	350	31	25	10	583	623	633	644	644
VT D	PAC	6						6	6	6	6	6
	NABS	2						2				
	BUWPS	5	1	4								
		13	1	4				8	6	6	6	6
VT KD	NABS	1						1				
	BUWPS	6	1	5								
		7	1	5				1				
		1117	100	359	31	25	10	592	629	639	650	650
TRAINING PROP												
VT ME	LANT	42			4			38	39	26	26	26
	PAC	62			3		2	57	44	39	39	36
	NABS	205					2	203	186	203	203	203
	NATRA	116						116	118	100	98	98
	NART	45			2		1	42	42	42	42	42
	RDT&E								1	1	1	1
	BUWPS	240	17	223								
		710	17	223	9		5	456	430	411	409	406

[redacted]

[redacted]

DECLASSIFIED

TABLE 3 PROGRAM AIRCRAFT

PROGRAM INVENTORY BY STATUS AND PLANNED OPERATING ASSIGNMENTS

BY COMMAND, CLASS AND MODEL

CLASS AND MODEL	COMMAND	TOTAL	BUWEPS FR: NON OPERATIONAL SUPPORT	BUWEPS FR: RESERVE STOCK	OPERATING COMMANDS: OPERATIONAL POOL: READY FOR ISSUE	OPERATING COMMANDS: NOT READY FOR ISSUE: UNDG. PAR & AIRLINE MAINTENANCE	OPERATING COMMANDS: NOT READY FOR ISSUE: OTHER	OPERATING COMMANDS: ON BOARD OPERATING INV.	PLANNED OPT'G ASSIGNMENTS: 30 JUN 1960	30 SEP 1960	31 DEC 1960	31 MAR 1961
VT MEP	PAC	7						7	4	4	4	4
	NABS	8						8	8	8	8	8
	NATRA	9						9	8	8	8	8
	NART	4						4	4	4	4	4
	BUWPS	11	2	9								
		39	2	9				28	24	24	24	24
VT SE	LANT	15			5			10	15	8	8	8
	PAC	10						10	10	10	10	10
	NABS	37					1	36	40	40	40	40
	NATRA	563			16		18	529	569	551	551	551
	RDT&E	4						4	4	4	4	4
	BUWPS	423	174	249								
		1052	174	249	21		19	589	638	613	613	613
VT E	NART	2						2	2	2	2	2
	BUWPS	14		14								
		16		14				2	2	2	2	2
VT NAV	NATRA	4						4	4	5	5	5
	BUWPS	2	2									
		6	2					4	4	5	5	5
VT D	LANT	2						2	2	2	2	2
	PAC	3						3	2	2	2	2
	NABS	3						3				
	RDT&E	2						2	4	4	4	4
		10						10	8	8	8	8
		1833	195	495	30		24	1089	1106	1063	1061	1058
ROTARY WING												
HS	LANT	87						87	87	91	95	99
	PAC	54					2	52	57	60	61	61
	NART	25			1		1	23	27	27	27	27
	RDT&E	5						5				
	BUWPS	39	39									
		210	39		1		3	167	171	178	183	187
HO	LANT	10				2		8	13	13	12	12
	PAC	24					4	20	25	25	25	25
	NABS	9						9	9	9	9	9
	NATRA	20						20	20	20	22	22
	BUWPS	33	33									
		96	33			2	4	57	67	67	68	68
HR L	LANT	87			2			85	92	91	98	91
	PAC	154			10		18	126	142	142	147	147
	NABS	33				1		32	32	34	34	34
	NATRA	11						11	10	10	10	10
	RDT&E	1						1	1	1	1	1
	BUWPS	57	57									
		343	57		12	1	18	255	277	278	290	283
HR M	LANT	10						10	12	12	13	13
	PAC	14					1	13	14	14	14	14
	NABS	2						2	2	2	2	2
	BUWPS	12	12									
		38	12				1	25	28	28	29	29
HU	LANT	44					1	43	50	48	49	48
	PAC	62			1		6	55	50	50	51	51
	NABS	20						20	21	21	20	20
	NATRA	18						18	22	20	20	20
	NART	17					1	16	27	33	33	33
	RDT&E	4						4	3	3	3	3
	BUWPS	76	58	18								
		241	58	18	1		8	156	173	175	176	175
HT	LANT	11						11	10	7	6	6
	PAC	7						7	7	7	6	6
	NATRA	30						30	30	30	30	30
	BUWPS	16	10	6								
		64	10	6				48	47	44	42	42
		992	209	24	14	3	34	708	763	770	788	784

[redacted]

DECLASSIFIED

[redacted]

TABLE 3 PROGRAM AIRCRAFT

PROGRAM INVENTORY BY STATUS AND PLANNED OPERATING ASSIGNMENTS

BY COMMAND, CLASS AND MODEL

CLASS AND MODEL	COMMAND	TOTAL	BUWEPS FR: NON OPERATIONAL SUPPORT	BUWEPS FR: RESERVE STOCK	OPERATING COMMANDS: OPERATIONAL POOL: READY FOR ISSUE	OPERATING COMMANDS: NOT READY FOR ISSUE: UNDG. PAR & AIRLINE MAINTENANCE	OPERATING COMMANDS: NOT READY FOR ISSUE: OTHER	OPERATING COMMANDS: ON BOARD OPERATING INV.	PLANNED OPT'G ASSIGNMENTS: 30 JUN 1960	30 SEP 1960	31 DEC 1960	31 MAR 1961
AIRSHIPS												
ZP	LANT	5			1			4	4	4	4	4
	RDT&E	3						3	3	3	3	3
	BUWPS	4	1	3								
		12	1	3	1			7	7	7	7	7
ZW	LANT	4						4	4	5	4	4
	BUWPS	2	1	1								
		6	1	1				4	4	5	4	4
		18	2	4	1			11	11	12	11	11
FIGHTER JET												
VF DAY												
* F8U 2	LANT	62			2	2	4	54	60	60	60	54
	PAC	77			13		1	63	72	72	72	72
	RDT&E	5						5	6	6	6	6
	BUWPS	10	10									
		154	10		15	2	5	122	138	138	138	132
* F8U 1	LANT	82			5	3	2	72	78	77	80	82
	PAC	89			15	5	2	67	94	88	92	92
	RDT&E	3						3	6	6	6	6
	BUWPS	58	57	1								
		232	57	1	20	8	4	142	178	171	178	180
* F8U 1E	LANT	41				3	3	35	34	35	32	30
	PAC	66			3	20	3	40	58	58	58	58
	RDT&E	1						1				
	BUWPS	5	5									
		113	5		3	23	6	76	92	93	90	88
F11F 1	LANT	22			4			18	14	14	14	
	PAC	31			2		2	27	14	14	14	
	NATRA	71				5		66	64	65	70	71
	RDT&E	7				2		5	5	5	5	5
	BUWPS	23	10	13								
		154	10	13	6	7	2	116	97	98	103	76
F9F 8	NATRA	1					1					
	NART	23			5			18	20	16	16	16
	RDT&E	2						2	2	2	2	2
	BUWPS	129		129								
		155		129	5		1	20	22	18	18	18
F9F 7	BUWPS	46		46								
		46		46								
F9F 6	NART	1					1					
	RDT&E	1						1				
	BUWPS	168		168								
		170		168			1	1				
F3H 2M	RDT&E								1			
	BUWPS	60	1	59								
		60	1	59					1			
FJ 4	PAC	60			10	14	19	17	18	18	18	18
	NATRA	15						15	32	32	42	42
	NART	23				6		17	18	18	18	18
	RDT&E	3						3	3	2	2	2
	BUWPS	9	9									
		110	9		10	20	19	52	71	70	80	80
FJ 3	LANT	12			1		1	10	6	6	6	6
	NART	53			1	9		43	42	42	32	32
	RDT&E	4				1		3	4	4	4	4
	BUWPS	116	26	90								
		185	26	90	2	10	1	56	52	52	42	42
FJ 3M	LANT	22				2	2	17	21	21	21	21
	NART	37			1	5		31	42	42	36	36
	BUWPS	64	18	46								
		123	18	46	1	7	3	48	63	63	57	57
		1502	136	552	62	77	42	633	714	703	706	673

* COMBAT FIRST LINE MODELS

[redacted]

[redacted]

DECLASSIFIED

TABLE 3

PROGRAM AIRCRAFT

PROGRAM INVENTORY BY STATUS AND PLANNED OPERATING ASSIGNMENTS

BY COMMAND, CLASS AND MODEL

CLASS AND MODEL	COMMAND	TOTAL	BUWEPS FR: NON OPERATIONAL SUPPORT	BUWEPS FR: RESERVE STOCK	OPERATING COMMANDS: OPERATIONAL POOL: READY FOR ISSUE	OPERATING COMMANDS: OPERATIONAL POOL: NOT READY FOR ISSUE: UNDG. PAR & AIRLINE MAINTENANCE	OPERATING COMMANDS: OPERATIONAL POOL: NOT READY FOR ISSUE: OTHER	OPERATING COMMANDS: ON BOARD OPERATING INV.	PLANNED OPT'G ASSIGNMENTS: 30 JUN 1960	PLANNED OPT'G ASSIGNMENTS: 30 SEP 1960	PLANNED OPT'G ASSIGNMENTS: 31 DEC 1960	PLANNED OPT'G ASSIGNMENTS: 31 MAR 1961
VF AW												
F8U 2N	LANT										5	20
	PAC									7	11	25
	RDT&E									4	4	4
										11	20	49
F2H 4	NART	32						32	32	20	10	10
	BUWPS	15	4	11								
		47	4	11				32	32	20	10	10
F2H 3	NATRA	34						34	10	10		
	NART	9						9	12	12		
	BUWPS	33	5	28								
		76	5	28				43	22	22		
* F3H 2	LANT	64			5	6	2	51	53	53	53	53
	PAC	156			6	17	10	123	145	143	142	142
	RDT&E	10				1		9	13	13	13	13
	BUWPS	23	14	9								
		253	14	9	11	24	12	183	211	209	208	208
* F3H 2X	BUWPS	7	7									
		7	7									
* F3H 2N	RDT&E	2				1		1	4			
	BUWPS	35	8	27								
		37	8	27		1		1	4			
* F4H 1	LANT											10
	PAC								1	6	14	14
	RDT&E								2	4	4	4
	BUWPS	6	6									
		6	6						3	10	18	28
F3D 2	PAC	1						1				
	RDT&E	4						4				
		5						5				
F3D 2M	RDT&E	1						1				
	BUWPS	1	1									
		2	1					1				
* F4D 1	LANT	108			5	7	1	95	93	93	93	89
	PAC	139			13	18	1	107	120	120	108	108
	RDT&E	11						11	10	10	10	10
	BUWPS	40	9	31								
		298	9	31	18	25	2	213	223	223	211	207
		731	54	106	29	50	14	478	495	495	467	502
VF P												
* F8U 1P	LANT	43			8		1	34	33	33	33	33
	PAC	64			7	8	5	44	50	50	50	50
	NABS	1						1	1	1	1	1
	RDT&E	1						1	2	2	2	2
	BUWPS	26	6	20								
		135	6	20	15	8	6	80	86	86	86	86
F9F 8P	NATRA	8						8	9	9	9	9
	RDT&E	1						1				
	BUWPS	84	1	83								
		93	1	83				9	9	9	9	9
		228	7	103	15	8	6	89	95	95	95	95
VF D												
* F8U 1D	NABS	2				1		1	2	2	2	2
		2				1		1	2	2	2	2
F9F 6D	PAC	2						2				
	NABS	2						2				
	RDT&E	1						1				
	BUWPS	17	2	15								
		22	2	15				5				

* COMBAT FIRST LINE MODELS

[redacted]

DECLASSIFIED

[redacted]

TABLE 3 PROGRAM AIRCRAFT

PROGRAM INVENTORY BY STATUS AND PLANNED OPERATING ASSIGNMENTS

BY COMMAND, CLASS AND MODEL

CLASS AND MODEL		COMMAND	TOTAL	BUWEPS FR: NON OPERATIONAL SUPPORT	BUWEPS FR: RESERVE STOCK	OPERATING COMMANDS: OPERATIONAL POOL: READY FOR ISSUE	OPERATING COMMANDS: OPERATIONAL POOL: NOT READY FOR ISSUE: UNDG. PAR & AIRLINE MAINTENANCE	OPERATING COMMANDS: OPERATIONAL POOL: NOT READY FOR ISSUE: OTHER	OPERATING COMMANDS: ON BOARD OPERATING INV	PLANNED OPT'G ASSIGNMENTS: 30 JUN 1960	PLANNED OPT'G ASSIGNMENTS: 30 SEP 1960	PLANNED OPT'G ASSIGNMENTS: 31 DEC 1960	PLANNED OPT'G ASSIGNMENTS: 31 MAR 1961
	FJ 3D	PAC	12						12	12	12	12	12
		BUWPS	15	14	1								
			27	14	1				12	12	12	12	12
	FJ 3D2	LANT	8			1			7	7	7	7	7
		PAC	15			3	1		11	13	13	13	13
		NABS	4						4	4	4	4	4
		RDT&E	3						3	3	3	3	3
		BUWPS	2	2									
			32	2		4	1		25	27	27	27	27
			83	18	16	4	2		43	41	41	41	41
VF KD													
	F9F 5KD	PAC	9						9	7	7	7	7
		BUWPS	4		4								
			13		4				9	7	7	7	7
	F9F 2KD	BUWPS	2		2								
			2		2								
			15		6				9	7	7	7	7
VF Q													
	F3D 2Q	LANT	6						6	6	6	6	6
		PAC	12						12	15	15	15	15
		BUWPS	8	8									
			26	8					18	21	21	21	21
			26	8					18	21	21	21	21
ATTACK JET													
VA DAY													
	* A4D 2	LANT	275			8	16	6	245	224	212	192	174
		PAC	189			2	16	1	170	168	164	164	164
		NABS	1					1					
		RDT&E	4						4	4	4	4	4
		BUWPS	12	12									
			481	12		10	32	8	419	396	380	360	342
	* A4D 2N	LANT	22					1	21	38	68	88	106
		PAC	34			12			22	60	84	115	140
		RDT&E	1						1	5	5	5	5
		BUWPS	80	80									
			137	80		12		1	44	103	157	208	251
	A4D 1	LANT	35			2		3	30	18			
		PAC	63			2	16		45	28	8		
		NART	5			5					16	16	16
		RDT&E	6						6	4	4	4	4
		BUWPS	10	10									
			119	10		9	16	3	81	50	28	20	20
	* FJ 4B	PAC	161			21		7	133	134	134	110	89
		RDT&E	5				1		4	4	4	4	4
		BUWPS	11	11									
			177	11		21	1	7	137	138	138	114	93
	F9F 8B	NATRA	91			5			86	84	84	84	84
		NART	74			4		6	64	58	34	34	34
		RDT&E	4						4				
		BUWPS	64	5	59								
			233	5	59	9		6	154	142	118	118	118
			1147	118	59	61	49	25	835	829	821	820	824
VA AW													
	A3J 1	LANT										4	9
		RDT&E										1	1
												5	10
												5	10
VA P													
	* A3D 2P	LANT	10			1			9	10	10	9	9
		PAC	12						12	11	10	9	9
		BUWPS	3	3									
			25	3		1			21	21	20	18	18
	A3D 1P	RDT&E	1						1				
			1						1				
			26	3		1			22	21	20	18	18

* COMBAT FIRST LINE MODELS

[redacted]

[redacted]

DECLASSIFIED

TABLE 3

PROGRAM AIRCRAFT

PROGRAM INVENTORY BY STATUS AND PLANNED OPERATING ASSIGNMENTS

BY COMMAND, CLASS AND MODEL

CLASS AND MODEL	COMMAND	TOTAL	BUWEPS FR: NON OPERATIONAL SUPPORT	BUWEPS FR: RESERVE STOCK	OPERATING COMMANDS: OPERATIONAL POOL: READY FOR ISSUE	OPERATING COMMANDS: OPERATIONAL POOL: NOT READY FOR ISSUE: UNDG. PAR & AIRLINE MAINTENANCE	OPERATING COMMANDS: OPERATIONAL POOL: NOT READY FOR ISSUE: OTHER	OPERATING COMMANDS: ON BOARD OPERATING INV	PLANNED OPT'G ASSIGNMENTS: 30 JUN 1960	PLANNED OPT'G ASSIGNMENTS: 30 SEP 1960	PLANNED OPT'G ASSIGNMENTS: 31 DEC 1960	PLANNED OPT'G ASSIGNMENTS: 31 MAR 1961
VA Q												
* A3D 2Q	LANT	6						6	9	9	9	9
	PAC	6						6	8	9	9	9
	RDT&E	1						1				
	BUWPS	5	5									
		18	5					13	17	18	18	18
A3D 1Q	LANT	1				1						
	PAC	1				1			1	1	1	1
		2				2			1	1	1	1
		20	5			2		13	18	19	19	19
VA HT												
A3D 2T	LANT	3						3	4	4	4	4
	PAC	4						4	4	4	4	4
	BUWPS	3	3									
		10	3					7	8	8	8	8
		10	3					7	8	8	8	8
VA H												
* A3D 2	LANT	59				7	3	49	53	53	53	53
	PAC	48				3	5	40	43	46	54	54
	RDT&E	3						3	3	3	3	3
	BUWPS	11	11									
		121	11			10	8	92	99	102	110	110
A3D 1	LANT	14				2		12	10	10	10	10
	PAC	13					1	12	10	10	10	10
	RDT&E	2						2	2	2	2	2
	BUWPS	1	1									
		30	1			2	1	26	22	22	22	22
		151	12			12	9	118	121	124	132	132
ATTACK PROP												
VA DAY												
AD 7	PAC	47			2		3	42	43	43	43	39
	BUWPS	7	7									
		54	7		2		3	42	43	43	43	39
AD 6	LANT	97			2		6	89	90	90	90	90
	PAC	71					4	67	71	71	71	75
	NABS	7						7	7	7	7	7
	NATRA	25					1	24	21	21	21	21
	RDT&E	1						1	2	2	2	2
	BUWPS	245	117	128								
		446	117	128	2		11	188	191	191	191	195
AD 5	LANT	14			1			13	8	8	8	8
	PAC	15			4			11	9	9	9	9
	NABS	8						8	3	3	3	3
	NATRA	1						1	6	6	6	6
	NART	61			1		1	59	59	59	59	59
	RDT&E	3			1			2	2	2	2	2
	BUWPS	29	14	15								
		131	14	15	7		1	94	87	87	87	87
		631	138	143	11		15	324	321	321	321	321
VA AW												
AD 5N	NATRA	9						9	3	3	3	3
	NART	17			3		1	13	11	11	11	11
	RDT&E	4						4	5	5	5	5
	BUWPS	65	38	27								
		95	38	27	3		1	26	19	19	19	19
AD 5Q	LANT	13			3			10	12	12	12	12
	PAC	19						19	16	16	16	16
	NABS	2						2	2	2	2	2
	RDT&E								1	1	1	1
	BUWPS	14	13	1								
		48	13	1	3			31	31	31	31	31
TF 1Q	LANT	2				1		1	2	2	2	2
	PAC	2						2	2	2	2	2
		4				1		3	4	4	4	4
		147	51	28	6	1	1	60	54	54	54	54
VA W												
* WF 2	LANT	11					3	8	14	18	21	23
	PAC	8						8	18	19	23	26
	RDT&E	2						2	2	2	2	2
	BUWPS	19	19									
		40	19				3	18	34	39	46	51

* COMBAT FIRST LINE MODELS

[redacted]

DECLASSIFIED

CONFIDENTIAL

TABLE 3 PROGRAM AIRCRAFT

PROGRAM INVENTORY BY STATUS AND PLANNED OPERATING ASSIGNMENTS

BY COMMAND, CLASS AND MODEL

CLASS AND MODEL	COMMAND	TOTAL	BUWEPS FR: NON OPERATIONAL SUPPORT	BUWEPS FR: RESERVE STOCK	OPERATING COMMANDS: OPERATIONAL POOL: READY FOR ISSUE	OPERATING COMMANDS: OPERATIONAL POOL: NOT READY FOR ISSUE: UNDG. PAR & AIRLINE MAINTENANCE	OPERATING COMMANDS: OPERATIONAL POOL: NOT READY FOR ISSUE: OTHER	OPERATING COMMANDS: ON BOARD OPERATING INV	PLANNED OPT'G ASSIGNMENTS: 30 JUN 1960	PLANNED OPT'G ASSIGNMENTS: 30 SEP 1960	PLANNED OPT'G ASSIGNMENTS: 31 DEC 1960	PLANNED OPT'G ASSIGNMENTS: 31 MAR 1961
AD 5W	LANT	32					1	31	28	25	23	21
	PAC	33			1			32	29	29	25	21
	RDT&E	1						1	2	2	2	2
	BUWPS	98	26	72								
		164	26	72	1		1	64	59	56	50	44
		204	45	72	1		4	82	93	95	96	95
VA Q												
P4M 1Q	PAC	3						3				
		3						3				
		3						3				
ANTI SUBMARINE												
VS												
S2F 3	LANT								2	5	10	16
	PAC									2	6	10
	RDT&E									2	2	2
									2	9	18	28
* S2F 2	LANT	20			3	3		14	8	3		
	PAC	14				1	1	12	10	8	4	
	NART	15						15				
	BUWPS	5	5									
		54	5		3	4	1	41	18	11	4	
* S2F 1X	BUWPS	10	10									
		10	10									
* S2F 1	LANT	43			3		3	37	106	106	104	98
	PAC	28			3	2	2	21	70	77	79	79
	NABS	2						2	2	2	2	2
	NATRA	14			2	1		11	10	10	10	10
	NART	178			7	23	5	143	174	168	168	168
	RDT&E	4				1		3	4	2	2	2
	BUWPS	45	41	4								
		314	41	4	15	27	10	217	366	365	365	359
* S2F 1T	NATRA	83			3	7		73	78	78	78	78
	BUWPS	3	3									
		86	3		3	7		73	78	78	78	78
* S2F 1TX	BUWPS	12	12									
		12	12									
* S2F 1S	LANT	79			8	2	1	68				
	PAC	52				8	1	43				
	BUWPS	2	2									
		133	2		8	10	2	111				
* S2F 1S1	LANT	2						2				
		2						2				
		611	73	4	29	48	13	444	464	463	465	465
PATROL												
VP L												
* P2V 7	LANT	20				1		19	19	16	7	
	PAC	9						9	6	1		
	RDT&E	2						2	2	2	2	2
	BUWPS	7	7									
		38	7			1		30	27	19	9	2
* P2V 7S	LANT	49			2			47	47	50	59	63
	PAC	46						46	47	54	60	60
	BUWPS	2	2									
		97	2		2			93	94	104	119	123
* P2V 7SX	BUWPS	19	19									
		19	19									

* COMBAT FIRST LINE MODELS

CONFIDENTIAL

[redacted]

DECLASSIFIED

TABLE 3

PROGRAM AIRCRAFT

PROGRAM INVENTORY BY STATUS AND PLANNED OPERATING ASSIGNMENTS

BY COMMAND, CLASS AND MODEL

CLASS AND MODEL	COMMAND	TOTAL	BUWEPS FR		OPERATING COMMANDS				PLANNED OPT'G ASSIGNMENTS			
					OPERATIONAL POOL							
						NOT READY FOR ISSUE						
			NON OPERA-TIONAL SUPPORT	RESERVE STOCK	READY FOR ISSUE	UNDG. PAR & AIRLINE MAINTENANCE	OTHER	ON BOARD OPERA-TING INV	30 JUN 1960	30 SEP 1960	31 DEC 1960	31 MAR 1961
P2V 6	NART	14				1		13				
	BUWPS	8	2	6								
		22	2	6		1		13				
P2V 6F	NART	1						1				
	BUWPS	1		1								
		2		1				1				
P2V 6 6F	NART								12	12	12	12
									12	12	12	12
P2V 6M	RDT&E	1						1	1	1	1	1
	BUWPS	9	4	5								
		10	4	5				1	1	1	1	1
P2V 6T	NATRA	8						8				
	BUWPS	4		4								
		12		4				8				
P2V 6TX	BUWPS	3	1	2								
		3	1	2								
P2V 5	LANT								19	9	3	
	PAC								19	5		
	NART								68	68	68	68
	RDT&E								7	7	7	7
									113	89	78	75
* P2V 5F	LANT	30			1		3	26				
	PAC	24				2		22				
	NART	72			3	4	2	63				
	RDT&E	5						5				
	BUWPS	45	45									
		176	45		4	6	5	116				
* P2V 5JF	BUWPS	2	2									
		2	2									
* P2V 5S	LANT	43						43	53	63	69	72
	PAC	30						30	36	48	48	48
	RDT&E	1						1				
	BUWPS	12	12									
		86	12					74	89	111	117	120
* P2V 5SX	BUWPS	22	22									
		22	22									
P2V 4	NART	17					1	16	17	16	16	16
	RDT&E	3						3	2	2	2	2
	BUWPS	21		21								
		41		21			1	19	19	18	18	18
P2V 3	NATRA	7						7				
		7						7				
P2V 3B	LANT	3						3				
	BUWPS	14		14								
		17		14				3				
P2V 3W	BUWPS	5		5								
		5		5								
		559	116	58	6	8	6	365	355	354	354	351
VP LD												
P2V 5FD	LANT	2						2	2	2	2	2
	PAC	2						2	2	2	2	2
	NABS	1						1				
	RDT&E								1	1	1	1
	BUWPS	1	1									
		6	1					5	5	5	5	5
		6	1					5	5	5	5	5

* COMBAT FIRST LINE MODELS

[redacted]

DECLASSIFIED

[redacted]

TABLE 3

PROGRAM AIRCRAFT

PROGRAM INVENTORY BY STATUS AND PLANNED OPERATING ASSIGNMENTS

BY COMMAND, CLASS AND MODEL

CLASS AND MODEL	COMMAND	TOTAL	BUWEPS FR: NON OPERATIONAL SUPPORT	BUWEPS FR: RESERVE STOCK	OPERATING COMMANDS: OPERATIONAL POOL: READY FOR ISSUE	OPERATING COMMANDS: OPERATIONAL POOL: NOT READY FOR ISSUE: UNDG. PAR & AIRLINE MAINTENANCE	OPERATING COMMANDS: OPERATIONAL POOL: NOT READY FOR ISSUE: OTHER	OPERATING COMMANDS: ON BOARD OPERATING INV	PLANNED OPT'G ASSIGNMENTS: 30 JUN 1960	PLANNED OPT'G ASSIGNMENTS: 30 SEP 1960	PLANNED OPT'G ASSIGNMENTS: 31 DEC 1960	PLANNED OPT'G ASSIGNMENTS: 31 MAR 1961
VP S												
* P5M 2	LANT	9						9	7			
	PAC	18						18	9	4		
	BUWPS	1	1									
		28	1					27	16	4		
* P5M 2S	LANT	10						10	14	21	29	33
	PAC	14						14	28	36	40	50
	BUWPS	6	6									
		30	6					24	42	57	69	83
* P5M 2SX	PAC	1						1				
	BUWPS	26	26									
		27	26					1				
P5M 1	LANT	27						27	21	17	9	5
	PAC	33					2	31	23	15	12	1
	BUWPS	23	11	12								
		83	11	12			2	58	44	32	21	6
P5M 1S	LANT	4						4	4	4	4	4
	PAC								4	6	8	9
	RDT&E	1						1				
		5						5	8	10	12	13
P5M 1SX	BUWPS	10	4	6								
		10	4	6								
		183	48	18			2	115	110	103	102	102
WARNING												
VW WEA												
* WV 3	LANT	7			1		2	4	6	6	6	6
		7			1		2	4	6	6	6	6
		7			1		2	4	6	6	6	6
VW AEW												
* WV 2	LANT	48			5	7	3	33	37	30	30	30
	PAC	51				8		43	43	34	34	34
	NABS	3				1		2	3	3	3	3
	NATRA	6				1		5	4	4	4	4
	RDT&E	6						6	6	6	6	6
	BUWPS	12		12								
		126		12	5	17	3	89	93	77	77	77
		126		12	5	17	3	89	93	77	77	77
VW Q												
* WV 2Q	LANT	3						3	3	3	3	3
	PAC	2						2	3	3	3	3
	BUWPS	2	2									
		7	2					5	6	6	6	6
		7	2					5	6	6	6	6
OBSERVATION												
VO												
OE 2	LANT	5						5	5	5	5	5
	PAC	10						10	12	12	12	12
	BUWPS	4	4									
		19	4					15	17	17	17	17
OE 1	LANT	8			1			7	7	7	7	7
	PAC	16						16	10	10	10	10
	BUWPS	2	2									
		26	2		1			23	17	17	17	17
		45	6		1			38	34	34	34	34
TRANSPORT												
VR H												
R6D 1	LANT	1						1	2	2	2	2
	PAC	9						9	12	12	12	12
	BUWPS	6	6									
		16	6					10	14	14	14	14
R7V 1	LANT	6			1	1		4	5	5	5	5
	PAC	6				1		5	5	5	5	5
	NABS	1						1	1	1	1	1
		13			1	2		10	11	11	11	11
R5D 2 3	LANT								2	2	2	2
	PAC								25	25	25	25
	NABS								5	5	5	5
	NATRA								1	1	1	1
	NART								34	35	35	35
	RDT&E								2	2	2	2
									69	70	70	70

* COMBAT FIRST LINE MODELS

[redacted]

[redacted]

DECLASSIFIED

TABLE 3

PROGRAM AIRCRAFT

PROGRAM INVENTORY BY STATUS AND PLANNED OPERATING ASSIGNMENTS

BY COMMAND, CLASS AND MODEL

CLASS AND MODEL	COMMAND	TOTAL	BUWEPS FR: NON OPERATIONAL SUPPORT	BUWEPS FR: RESERVE STOCK	OPERATING COMMANDS: OPERATIONAL POOL: READY FOR ISSUE	OPERATING COMMANDS: NOT READY FOR ISSUE: UNDG. PAR & AIRLINE MAINTENANCE	OPERATING COMMANDS: NOT READY FOR ISSUE: OTHER	OPERATING COMMANDS: ON BOARD OPERATING INV.	PLANNED OPT'G ASSIGNMENTS: 30 JUN 1960	30 SEP 1960	31 DEC 1960	31 MAR 1961
R5D 5	LANT	12			2		1	9	11	11	11	11
	PAC	1						1				
		13			2		1	10	11	11	11	11
R5D 3	LANT	3					1	2				
	PAC	22					2	20				
	NABS	7						7	3	4	4	4
	NART	21					6	15				
	RDT&E	1						1				
	BUWPS	5	5									
		59	5				9	45	3	4	4	4
R5D 2	PAC	10					2	8				
	NABS	2						2				
	NATRA	2						2				
	NART	13					3	10				
	BUWPS	4	4									
		31	4				5	22				
R5D 5R	LANT	1						1	1	1	1	1
		1						1	1	1	1	1
R5D 4R	LANT								1			
	PAC	3						3	3	3	3	3
	NABS	2						2	2	3	3	3
	NATRA	2						2	2	2	2	2
	NART	5					1	4	5	5	5	5
	RDT&E	1						1	1	1	1	1
	BUWPS	1	1									
		14	1				1	12	14	14	14	14
R6D 1Z	LANT	3						3	4	4	4	4
	PAC	2						2	2	2	2	2
	BUWPS	1	1									
		6	1					5	6	6	6	6
R5D Z	LANT								2	2	2	2
									2	2	2	2
R5D 5Z	PAC	1						1	1	1	1	1
		1						1	1	1	1	1
R5D 3Z	NATRA	1						1	1	1	1	1
	BUWPS	1	1									
		2	1					1	1	1	1	1
R5D 2Z	LANT	2						2				
	PAC	2						2	2	2	2	2
	BUWPS	1	1									
		5	1					4	2	2	2	2
R5D 1Z	NATRA	1						1	1	1	1	1
		1						1	1	1	1	1
C 130BL	LANT										4	4
											4	4
		162	19		3	2	16	122	136	138	142	142
VR M												
R4Q 2	LANT	29			1			28	29	29	29	29
	PAC	15					3	12	13	13	13	13
	BUWPS	9	9									
		53	9		1		3	40	42	42	42	42
R4Q 1	BUWPS	33		33								
		33		33								
R4D 8	LANT	19			3			16	20	18	17	17
	PAC	13						13	12	12	12	12
	NABS	27						27	24	27	27	27
	NATRA	12					2	10	8	13	13	13
	NART	10						10	10	10	10	10
	RDT&E	1						1	3	3	3	3
	BUWPS	11	11									
		93	11		3		2	77	77	83	82	82

[redacted]

DECLASSIFIED

[redacted]

TABLE 3

PROGRAM AIRCRAFT

PROGRAM INVENTORY BY STATUS AND PLANNED OPERATING ASSIGNMENTS

BY COMMAND, CLASS AND MODEL

CLASS AND MODEL	COMMAND	TOTAL	BUWEPS FR: NON OPERATIONAL SUPPORT	BUWEPS FR: RESERVE STOCK	OPERATING COMMANDS: OPERATIONAL POOL: READY FOR ISSUE	OPERATING COMMANDS: OPERATIONAL POOL: NOT READY FOR ISSUE: UNDG. PAR & AIRLINE MAINTENANCE	OPERATING COMMANDS: OPERATIONAL POOL: NOT READY FOR ISSUE: OTHER	OPERATING COMMANDS: ON BOARD OPERATING INV	PLANNED OPT'G ASSIGNMENTS: 30 JUN 1960	PLANNED OPT'G ASSIGNMENTS: 30 SEP 1960	PLANNED OPT'G ASSIGNMENTS: 31 DEC 1960	PLANNED OPT'G ASSIGNMENTS: 31 MAR 1961
R4D 5 6	LANT								18	18	18	18
	PAC								11	11	11	11
	NABS								13	13	13	13
	NATRA								2	2	2	2
	NART								5	5	5	5
	RDT&E								3	3	3	3
									52	52	52	52
R4D 6	LANT	12			1			11				
	PAC	9			2			7				
	NABS	8						8	3	3	3	3
	NATRA	2						2				
	NART	3						3				
	RDT&E	2						2				
	BUWPS	13	6	7								
		49	6	7	3			33	3	3	3	3
R4D 5	LANT	8			1			7				
	PAC	4						4				
	NABS	9						9	5	6	6	6
	NART	3						3				
	RDT&E	1						1				
	BUWPS	17	9	8								
		42	9	8	1			24	5	6	6	6
R4D 6R	LANT	1						1	1	1	1	1
	NART	1						1	1	1	1	1
	BUWPS	2		2								
		4		2				2	2	2	2	2
R4D 5R	BUWPS	6		6								
		6		6								
R4D 8Z	PAC	1						1	1	1	1	1
	NABS	1						1	1	1	1	1
	BUWPS	1	1									
		3	1					2	2	2	2	2
R4D 6Z	BUWPS	3		3								
		3		3								
R4Y 1 2	RDT&E								2	2	2	2
									2	2	2	2
R4Y 2	NABS	1						1	2	2	2	2
	BUWPS	1	1									
		2	1					1	2	2	2	2
R4Y 1	LANT	14						14	17	15	15	15
	PAC	4						4	4	4	4	4
	NABS	9					1	8	8	11	11	11
	NATRA	2						2	2	2	2	2
	NART	1						1	1	1	1	1
	RDT&E	3						3				
	BUWPS	3	3									
		36	3				1	32	32	33	33	33
R4Y 1Z	NABS	1						1	1	1	1	1
		1						1	1	1	1	1
		325	40	59	8		6	212	220	228	227	227
VR C												
TF 1	LANT	27				3		24	23	18	18	18
	PAC	29				5		24	24	24	24	24
	NABS	17				4		13	14	19	19	19
	NART	1						1				
	RDT&E	2						2	2	2	2	2
	BUWPS	2	2									
		78	2			12		64	63	63	63	63
		78	2			12		64	63	63	63	63

[redacted]

DECLASSIFIED

TABLE 3

PROGRAM AIRCRAFT

PROGRAM INVENTORY BY STATUS AND PLANNED OPERATING ASSIGNMENTS

BY COMMAND, CLASS AND MODEL

CLASS AND MODEL		COMMAND	TOTAL	BUWEPS FR: NON OPERATIONAL SUPPORT	BUWEPS FR: RESERVE STOCK	OPERATING COMMANDS: OPERATIONAL POOL: READY FOR ISSUE	OPERATING COMMANDS: OPERATIONAL POOL: NOT READY FOR ISSUE: UNDG. PAR & AIRLINE MAINTENANCE	OPERATING COMMANDS: OPERATIONAL POOL: NOT READY FOR ISSUE: OTHER	OPERATING COMMANDS: ON BOARD OPERATING INV	PLANNED OPT'G ASSIGNMENTS: 30 JUN 1960	PLANNED OPT'G ASSIGNMENTS: 30 SEP 1960	PLANNED OPT'G ASSIGNMENTS: 31 DEC 1960	PLANNED OPT'G ASSIGNMENTS: 31 MAR 1961
UTILITY													
VU SAR													
	UF 2	LANT	9						9	12	12	12	10
		PAC	10			2			8	14	15	15	15
		NABS	2						2	2	2	2	2
		BUWPS	9	9									
			30	9		2			19	28	29	29	27
	UF 1 1T	NABS								10	10	10	10
										10	10	10	10
	UF 1	LANT	6						6	2	1	1	3
		PAC	16					4	12	7	6	6	6
		NABS	10						10	5	5	5	5
		NATRA	2						2	2	2	2	2
		RDT&E	1						1				
		BUWPS	21	12	9								
			56	12	9			4	31	16	14	14	16
	UF 1T	NABS	5						5				
			5						5				
	UC 1	LANT	5			1			4	6	6	6	6
		BUWPS	1	1									
			6	1		1			4	6	6	6	6
			97	22	9	3		4	59	60	59	59	59
VU TOW													
	JD 1	LANT	9						9	11	11	11	11
		PAC	15						15	14	14	14	14
		RDT&E	1						1	1	1	1	1
		BUWPS	40	7	33								
			65	7	33				25	26	26	26	26
	JD 1X	BUWPS	11	1	10								
			11	1	10								
			76	8	43				25	26	26	26	26
VU T&D													
	JD 1D	LANT	1						1				
		PAC	6						6	3	3	3	3
		NABS	1						1				
		RDT&E	1						1	3	3	3	3
		BUWPS	6	2	4								
			15	2	4				9	6	6	6	6
			15	2	4				9	6	6	6	6
VU													
	UO 1	NABS									6	14	14
		NATRA									6	6	6
											12	20	20
											12	20	20

DECLASSIFIED

[redacted]

TABLE 3 PROGRAM AIRCRAFT

PROGRAM INVENTORY BY STATUS AND PLANNED OPERATING ASSIGNMENTS

BY COMMAND, CLASS AND MODEL

CLASS AND MODEL		COMMAND	TOTAL	BUWEPS FR: NON OPERATIONAL SUPPORT	BUWEPS FR: RESERVE STOCK	OPERATING COMMANDS: OPERATIONAL POOL: READY FOR ISSUE	OPERATING COMMANDS: OPERATIONAL POOL: NOT READY FOR ISSUE: UNDG. PAR & AIRLINE MAINTENANCE	OPERATING COMMANDS: OPERATIONAL POOL: NOT READY FOR ISSUE: OTHER	OPERATING COMMANDS: ON BOARD OPERATING INV.	PLANNED OPT'G ASSIGNMENTS: 30 JUN 1960	PLANNED OPT'G ASSIGNMENTS: 30 SEP 1960	PLANNED OPT'G ASSIGNMENTS: 31 DEC 1960	PLANNED OPT'G ASSIGNMENTS: 31 MAR 1961
TRAINING JET													
VT													
	T2J 1	NABS	2						2				
		NATRA	92						92	122	149	155	155
		RDT&E	1						1	2	2	2	2
		BUWPS	24	24									
			119	24					95	124	151	157	157
	T2V 1	NABS	37						37	38	39	43	43
		NATRA	29			5			24	40	12	12	12
		RDT&E	7				1		6	3	3	3	3
		BUWPS	68	8	60								
			141	8	60	5	1		67	81	54	58	58
	TV 2	LANT	3			1			2				
		PAC	8						8	8	3	3	3
		NABS	54						54	40	47	47	47
		NATRA	2						2				
		NART	26			1		2	23	40	46	46	46
		BUWPS	318	50	268								
			411	50	268	2		2	89	88	96	96	96
	TT 1	NATRA	9						9				
			9						9				
	F9F 8T	LANT	98			12	7	7	72	85	85	85	85
		PAC	138			3	10		125	124	121	121	121
		NABS	3						3	1	1	1	1
		NATRA	103				5		98	91	91	91	91
		NART	16			1	1		14	15	15	15	15
		RDT&E	5				1		4				
		BUWPS	5	5									
			368	5		16	24	7	316	316	313	313	313
	F3D 2T2	LANT	8			8				8	8	8	8
		PAC	4					1	3	6	8	9	9
		NATRA									3	3	3
		RDT&E	4						4				
		BUWPS	33	11	22								
			49	11	22	8		1	7	14	19	20	20
			1097	98	350	31	25	10	583	623	633	644	644
VT D													
	TV 2D	PAC	6						6	6	6	6	6
		NABS	2						2				
		BUWPS	5	1	4								
			13	1	4				8	6	6	6	6
			13	1	4				8	6	6	6	6
VT KD													
	TV 2KD	NABS	1						1				
		BUWPS	6	1	5								
			7	1	5				1				
			7	1	5				1				

[redacted]

[redacted]

DECLASSIFIED

TABLE 3 PROGRAM AIRCRAFT

PROGRAM INVENTORY BY STATUS AND PLANNED OPERATING ASSIGNMENTS

BY COMMAND, CLASS AND MODEL

CLASS AND MODEL		COMMAND	TOTAL	BUWEPS FR: NON OPERATIONAL SUPPORT	BUWEPS FR: RESERVE STOCK	OPERATING COMMANDS: OPERATIONAL POOL: READY FOR ISSUE	OPERATING COMMANDS: OPERATIONAL POOL: NOT READY FOR ISSUE: UNDG. PAR & AIRLINE MAINTENANCE	OPERATING COMMANDS: OPERATIONAL POOL: NOT READY FOR ISSUE: OTHER	OPERATING COMMANDS: ON BOARD OPERATING INV	PLANNED OPT'G ASSIGNMENTS: 30 JUN 1960	PLANNED OPT'G ASSIGNMENTS: 30 SEP 1960	PLANNED OPT'G ASSIGNMENTS: 31 DEC 1960	PLANNED OPT'G ASSIGNMENTS: 31 MAR 1961
TRAINING PROP													
VT ME													
	JRB 6	NABS	13						13				
			13						13				
	SNB 5	LANT	42			4			38	39	26	26	26
		PAC	62			3		2	57	44	39	39	36
		NABS	192					2	190	186	203	203	203
		NATRA	116						116	118	100	98	98
		NART	45			2		1	42	42	42	42	42
		RDT&E								1	1	1	1
		BUWPS	240	17	223								
			697	17	223	9		5	443	430	411	409	406
			710	17	223	9		5	456	430	411	409	406
VT MEP													
	SNB 5P	PAC	7						7	4	4	4	4
		NABS	8						8	8	8	8	8
		NATRA	9						9	8	8	8	8
		NART	4						4	4	4	4	4
		BUWPS	11	2	9								
			39	2	9				28	24	24	24	24
			39	2	9				28	24	24	24	24
VT SE													
	T 34B	LANT	1						1	1			
		NATRA	155			16		4	135	164	164	164	164
		RDT&E	1						1	1	1	1	1
		BUWPS	213	59	154								
			370	59	154	16		4	137	166	165	165	165
	T 28B	LANT	14			5			9	14	8	8	8
		PAC	10						10	10	10	10	10
		NABS	37					1	36	40	40	40	40
		NATRA	275					13	262	275	267	267	267
		RDT&E	3						3	3	3	3	3
		BUWPS	79	57	22								
			418	57	22	5		14	320	342	328	328	328
	T 28C	NATRA	133					1	132	130	120	120	120
		BUWPS	131	58	73								
			264	58	73			1	132	130	120	120	120
			1052	174	249	21		19	589	638	613	613	613

[redacted]

DECLASSIFIED

[redacted]

TABLE 3

PROGRAM AIRCRAFT

PROGRAM INVENTORY BY STATUS AND PLANNED OPERATING ASSIGNMENTS

BY COMMAND, CLASS AND MODEL

CLASS AND MODEL		COMMAND	TOTAL	BUWEPS FR: NON OPERATIONAL SUPPORT	BUWEPS FR: RESERVE STOCK	OPERATING COMMANDS: OPERATIONAL POOL: READY FOR ISSUE	OPERATING COMMANDS: OPERATIONAL POOL: NOT READY FOR ISSUE: UNDG. PAR & AIRLINE MAINTENANCE	OPERATING COMMANDS: OPERATIONAL POOL: NOT READY FOR ISSUE: OTHER	OPERATING COMMANDS: ON BOARD OPERATING INV	PLANNED OPT'G ASSIGNMENTS: 30 JUN 1960	PLANNED OPT'G ASSIGNMENTS: 30 SEP 1960	PLANNED OPT'G ASSIGNMENTS: 31 DEC 1960	PLANNED OPT'G ASSIGNMENTS: 31 MAR 1961
VT E													
	R4D 5Q	BUWPS	1		1								
			1		1								
	R4D 5S6S	NART								2	2	2	2
										2	2	2	2
	R4D 6S	NART	1						1				
		BUWPS	4		4								
			5		4				1				
	R4D 5S	NART	1						1				
		BUWPS	9		9								
			10		9				1				
			16		14				2	2	2	2	2
VT NAV													
	R4D 7	NATRA	4						4	4	5	5	5
		BUWPS	2	2									
			6	2					4	4	5	5	5
			6	2					4	4	5	5	5
VT D													
	T 28BD	LANT	2						2	2	2	2	2
		PAC	3						3	2	2	2	2
		NABS	3						3				
		RDT&E	2						2	4	4	4	4
			10						10	8	8	8	8
			10						10	8	8	8	8
ROTARY WING													
HS													
	* HSS 2	LANT								3	5	7	12
		PAC								1	3	4	4
		BUWPS	3	3									
			3	3						4	8	11	16
	* HSS 1	LANT	70						70	64	41	26	21
		PAC	28					2	26	40	28	17	17
		NART	25			1		1	23	27	27	27	27
		RDT&E	3						3				
		BUWPS	35	35									
			171	35		1		3	132	131	96	70	65
	* HSS 1N	LANT	17						17	20	45	62	66
		PAC	16						16	16	29	40	40
		RDT&E	2						2				
		BUWPS	1	1									
			36	1					35	36	74	102	106
			210	39		1		3	167	171	178	183	187
HO													
	* HOK 1	LANT	9				2		7	12	12	12	12
		PAC	23					4	19	24	24	24	24
		NABS	6						6	5	5	5	5
		BUWPS	23	23									
			61	23			2	4	32	41	41	41	41
	HO4S 3	LANT	1						1	1	1		
		PAC	1						1	1	1	1	1
		NABS	3						3	4	4	4	4
		NATRA	20						20	20	20	22	22
		BUWPS	10	10									
			35	10					25	26	26	27	27
			96	33			2	4	57	67	67	68	68

[redacted]

DECLASSIFIED

TABLE 3

PROGRAM AIRCRAFT

PROGRAM INVENTORY BY STATUS AND PLANNED OPERATING ASSIGNMENTS

BY COMMAND, CLASS AND MODEL

CLASS AND MODEL	COMMAND	TOTAL	BUWEPS FR: NON OPERATIONAL SUPPORT	BUWEPS FR: RESERVE STOCK	OPERATING COMMANDS: OPERATIONAL POOL: READY FOR ISSUE	OPERATING COMMANDS: OPERATIONAL POOL: NOT READY FOR ISSUE: UNDG. PAR & AIRLINE MAINTENANCE	OPERATING COMMANDS: OPERATIONAL POOL: NOT READY FOR ISSUE: OTHER	OPERATING COMMANDS: ON BOARD OPERATING INV	PLANNED OPT'G ASSIGNMENTS: 30 JUN 1960	PLANNED OPT'G ASSIGNMENTS: 30 SEP 1960	PLANNED OPT'G ASSIGNMENTS: 31 DEC 1960	PLANNED OPT'G ASSIGNMENTS: 31 MAR 1961
HR L												
HRS 3	LANT	30			1			29	38	35	32	25
	PAC	33			4		5	24	32	32	32	32
	NABS	17						17	16	18	18	18
	NATRA	11						11	10	10	10	10
	RDT&E	1						1	1	1	1	1
	BUWPS	25	25									
		117	25		5		5	82	97	96	93	86
* HUS 1	LANT	57			1			56	54	56	66	66
	PAC	121			6		13	102	110	110	115	115
	NABS	12						12	12	12	12	12
	BUWPS	32	32									
		222	32		7		13	170	176	178	193	193
* HUS 1Z	NABS	4				1		3	4	4	4	4
		4				1		3	4	4	4	4
		343	57		12	1	18	255	277	278	290	283
HR M												
* HR2S 1	LANT	10						10	12	12	13	13
	PAC	14					1	13	14	14	14	14
	NABS	2						2	2	2	2	2
	BUWPS	12	12									
		38	12				1	25	28	28	29	29
		38	12				1	25	28	28	29	29
HU												
HU2K 1	LANT									1	3	5
	PAC										2	2
	RDT&E								1	1	1	1
									1	2	6	8
* HUK 1	LANT	7						7	8	4	4	4
	PAC	11					1	10	11	11	11	11
	NABS								1	1	1	1
	RDT&E	1						1				
	BUWPS	1	1									
		20	1				1	18	20	16	16	16
* HUS 1A	LANT	8					1	7	9	9	9	9
	PAC	7						7	4	4	4	4
	NABS	2						2	1	1	1	1
	RDT&E	2						2	1	1	1	1
	BUWPS	3	3									
		22	3				1	18	15	15	15	15
HUL 1	LANT	5						5	7	7	7	7
	PAC	7					1	6	6	6	6	6
	BUWPS	3	3									
		15	3				1	11	13	13	13	13
HUP 3	LANT								5	11	17	22
	PAC								7	12	17	17
	BUWPS	50	32	18								
		50	32	18					12	23	34	39
HUP 2	LANT	24						24	21	16	9	1
	PAC	37			1		4	32	22	17	11	11
	NABS	18						18	19	19	18	18
	NATRA	18						18	22	20	20	20
	NART	17					1	16	27	33	33	33
	RDT&E	1						1	1	1	1	1
	BUWPS	19	19									
		134	19		1		5	109	112	106	92	84
		241	58	18	1		8	156	173	175	176	175

* COMBAT FIRST LINE MODELS

[redacted]

DECLASSIFIED

[redacted]

TABLE 3 PROGRAM AIRCRAFT

PROGRAM INVENTORY BY STATUS AND PLANNED OPERATING ASSIGNMENTS

BY COMMAND, CLASS AND MODEL

CLASS AND MODEL		COMMAND	TOTAL	BUWEPS FR: NON OPERATIONAL SUPPORT	BUWEPS FR: RESERVE STOCK	OPERATING COMMANDS: OPERATIONAL POOL: READY FOR ISSUE	OPERATING COMMANDS: OPERATIONAL POOL: NOT READY FOR ISSUE: UNDG. PAR & AIRLINE MAINTENANCE	OPERATING COMMANDS: OPERATIONAL POOL: NOT READY FOR ISSUE: OTHER	OPERATING COMMANDS: ON BOARD OPERATING INV	PLANNED OPT'G ASSIGNMENTS: 30 JUN 1960	PLANNED OPT'G ASSIGNMENTS: 30 SEP 1960	PLANNED OPT'G ASSIGNMENTS: 31 DEC 1960	PLANNED OPT'G ASSIGNMENTS: 31 MAR 1961
HT													
	HTL 7	LANT	7						7	7	7	6	6
		PAC	7						7	7	7	6	6
			14						14	14	14	12	12
	HTL 6	NATRA	30						30	30	30	30	30
		BUWPS	13	10	3								
			43	10	3				30	30	30	30	30
	HTL 5	LANT	2						2	1			
		BUWPS	1		1								
			3		1				2	1			
	HTL 4	LANT	2						2	2			
		BUWPS	2		2								
			4		2				2	2			
			64	10	6				48	47	44	42	42
AIRSHIPS													
ZP													
	ZS2G 1	RDT&E	1						1				
			1						1				
	ZSG 4	RDT&E								1	1	1	1
										1	1	1	1
	* ZPG 2	LANT	5			1			4	4	4	4	4
		RDT&E	2						2	1	1	1	1
		BUWPS	3	1	2								
			10	1	2	1			6	5	5	5	5
	ZPG 1	RDT&E								1	1	1	1
		BUWPS	1		1								
			1		1					1	1	1	1
			12	1	3	1			7	7	7	7	7
ZW													
	* ZPG 3W	LANT	3						3	3	4	4	4
			3						3	3	4	4	4
	* ZPG 2W	LANT	1						1	1	1		
		BUWPS	2	1	1								
			3	1	1				1	1	1		
			6	1	1				4	4	5	4	4

* COMBAT FIRST LINE MODELS

[redacted]

[redacted]

DECLASSIFIED

[redacted]

TOTAL PROGRAM AND NON-PROGRAM AIRCRAFT

TABLE 4 LOCATION OF AIRCRAFT INVENTORY BY ORGANIZATIONAL UNIT

LOCATION	UNIT	NO. OF A/C	COM-MAND
ABD ANTIETAM	VMA 324	23	19
ABD BOXER	HMRL 264	19	19
ABD CHMPLAIN	VAW 12 DET 34	5	11
	HU 2 DET 34	1	11
	HMRM 461	10	19
ABD DESMOINS	HU 2 DET 23	1	11
ABD FORRESTL	VF 102	13	11
	VA 81	12	11
	VF 103	14	11
	VA 83	12	11
	VA 85	12	11
	VAH 5	10	11
	VFP 62 DET 42	3	11
	VAW 12 DET 42	4	11
	VAW 33 DET 42	4	11
	HU 2 DET 42	2	11
ABD INDEPEND	VF 41	16	11
	VF 84	19	11
	VA 75	12	11
	VA 86	15	11
	VA 72	16	11
	VAH 1	13	11
	VFP 62 DET 41	4	11
	VAW 33 DET 41	3	11
ABD INTREPID	VFP 62 DET 33	3	11
	HU 2 DET 33	2	11
ABD LEXINGTN	VA 212	14	21
ABD WALDO CO	HU 2 DET 82	1	11
ABD NPT NEWS	HU 2 DET 25	1	11
ABD POCONO	HU 2 DET 92	1	11
ABD PRINCETN	HMRL 362	18	29
ABD RANDOLPH	VAW 12 DET 36	5	11
	VS 36	23	11
	HS 7	14	11
	HU 2 DET 36	1	11
ABD RANGER	VF 91	13	21
	VF 92	17	21
	VA 93	12	21
	VA 94	12	21
	VA 95	12	21
	VAH 6	8	21
	VA 146	12	21
	VCP 61 DET M	3	21
	VAW 13 DET M	5	21
ABD RICHARD	VF 191	12	21
	VA 192	12	21
	VF 193	12	21
	VA 195	12	21
	VA 196	10	21
	VAH 4 E	3	21
ABD ROOSEVLT	VF 14	12	11
	VF 11	12	11
	VA 15	12	11
	VA 46	12	11
	VA 172	12	11
	VAH 11	7	11
ABD TANNER	HU 2 DET 76	1	11
ABD TICNDRGA	VF 51	12	21
	VA 52	10	21
	VF 53	12	21
	VA 55	12	21
	VA 56	12	21
	VAH 4 N	3	21
ABD VALY FRG	VAW 12 DET 52	4	11
	HU 2 DET 52	1	11
ABD YORKTOWN	VAW 11 DET T	4	21
	VS 23	21	21
	HS 4	15	21
ADAK	NAVSTA 17 ND	2	21
AGANA	VCP 61	19	21
	VCP 61 DET B	3	21
	VAW 13	12	21
	VW 1	10	21
	VW 3	9	21
	NAS	6	21
AKRON	BWR AKRON	1	31
ALAMEDA	VA 23	15	21
	VF 24	14	21
	VA 22	15	21
	VF 21	15	21
	VA 25	10	21
	VP 9	11	21
	VP 19	13	21
	VP 47	12	21
	NAS ALAMEDA	67	21
	CVA 61 RANGER	1	21
	CVA 31 RICHARD	1	21
	CVA 14 TCNDRGA	1	21
	CVA 34 ORISKNY	1	21
	CVA 41 MIDWAY	1	21
	CVA 43 CRL SEA	1	21
	NAS 12 NAV DST	26	31
	O&R BUWEPS FR	304	88
ANACOSTIA	NAS ANACOSTIA	75	31
	HQ MC FLT SECT	15	39
	NARTU	37	50
	NAS RDT&E	2	70
ANNAPOLIS	NAF ANNAPOLIS	11	31
ARGENTIA	VP 8	12	11
	VW 11	15	11
	FASRON 106	2	11
	NAVSTA	4	11
ATLANTA	NAS NART	29	50
ATSUGI	VR 21 DET	9	21
	VMFAW 314	23	29
	VU 5	17	21
	NAS	12	21
AUSTRALIA	ATT MELBOURNE	1	21
BALTIMORE	BWR BALTIMORE	1	31
	BWR RDT&E	2	70
	BWR FR	38	88
BARBERS PNT	GMSRON 1	16	21
	VP 6	11	21
	VP 22	12	21
	AIRBARSRON 2	38	21
	VR 21	12	21
	FASRON 117	21	21
	VU 1	14	21
	NAS 14 NAVDST	4	21
BEAUFORT	VMF 235	19	19
	VMF 333	20	19
	VMF 312	20	19
	VMA 331	20	19
	MCAS	7	39
BERMUDA	VP 45	13	11
	VP 49	13	11
	NAVSTA	1	11
BETHPAGE	BWR RDT&E	19	70
	BWR FR	24	88
BLOOMFIELD	BWR RDT&E	8	70
BOSTON	INM	5	70
	ONR	1	70
BRAZIL	MISSION RIO DJ	1	11
BREMERTON	CVS 12 HORNET	1	21
	CVS 10 YORKTWN	1	21
BROWN FIELD	VU 3	18	21
	VU 7	34	21
	NAAS 11 NAVDST	1	31
BRUNSWICK	VP 7	13	11
	VP 10	12	11
	VP 11	13	11
	VP 23	12	11
	NAS 1 NAV DST	4	31
BUFFALO	BWR BUFFALO	1	31
	BWR RDT&E	1	70
BURBANK	BWR BURBANK	1	31
	BWR RDT&E	3	70
	BWR FR	43	88
CAMP PENDLET	VMO 6	19	29
CECIL FIELD	VF 31	19	11
	VF 32	17	11
	VA 34	16	11
	VA 36	16	11
	VF 174	29	11
	VA 12	12	11
	VF 13	17	11
	VF 62	14	11
	VA 106	14	11
	NAS 6 NAV DST	12	31
CHASE	NAAS NAATC	121	43
CHERRY POINT	MARS MWSG 27	13	19
	H&MS 14	4	19
	H&MS 24	4	19
	H&MS 32	4	19
	VMFAW 114	23	19
	VMFAW 115	22	19
	VMA 224	22	19
	VMA 225	24	19
	VMCJ 2	18	19
	VMR 252	20	19
	VMR 353	8	19
	VMT 1	24	19
	MCAS	4	19
	MCAS SO&ES	12	39
	O&R BUWEPS FR	139	88
CHILE	MISSION VLPRSO	1	11
CHINA LAKE	VX 5	11	21
	NAF 11 NAV DST	3	31
	NAF RDT&E	46	70
CLEVELAND	NASA	1	70
COLORADO SPR	COMNAVCONAD	4	31
COLOMBIA	MISSION BOGOTA	1	11
COLUMBUS	BWR COLUMBUS	2	31
	BWR RDT&E	14	70
	BWR FR	20	88
CRPS CHRISTI	NAS NAATC	160	43
	O&R BUWEPS FR	1	88
CUBI PNT	H&MS 11	12	29
	VMF 251	20	29
	VMFAW 531	20	29
	VMFAW 542	20	29
	VU 5 DET A	3	21
	NAS CUBI PNT	19	21
DAHLGREN	NAF	1	31
DALLAS	NAS NART	50	50
	BWR RDT&E	9	70
	BWR FR	54	88
DAYTON	BWGR CEN DIST	3	31
DENVER	NAVCRUIT STA	2	31
DHAHRAN AFB	HDQTRS CMEF	1	11
DOM REP	MISSION CUITRU	1	11
EDWARDS AFB	NLO	4	70

[redacted]

DECLASSIFIED

[redacted]

TOTAL PROGRAM AND NON-PROGRAM AIRCRAFT

TABLE 4 LOCATION OF AIRCRAFT INVENTORY BY ORGANIZATIONAL UNIT

LOCATION	UNIT	NO. OF A/C	COM-MAND
EST HARTFORD	BWR EST HRTFRD	1	31
	BWR RDT&E	14	70
	BWR FR	17	88
ECUADOR	MISSION QUITO	1	11
EGYPT	ATT CAIRO	1	11
EL CENTRO	NPF	10	70
EL SEGUNDO	BWGR WSTRN DST	2	31
	BWR EL SEGUNDO	1	31
	BWR RDT&E	8	70
	BWR FR	95	88
EL TORO	H&MS 15	6	29
	MARS 37	15	29
	H&MS 33	4	29
	VMF 323	23	29
	VMF 334	23	29
	VMF 451	22	29
	VMFAW 513	19	29
	VMA 211	33	29
	VMA 223	26	29
	VMA 311	20	29
	VMCJ 3	19	29
	VMR 352	21	29
	HMRL 363	17	29
	HHS AFMFPAC	7	29
	VMT 2	23	29
	MCAS SO&ES	9	39
ELLYSON FLD	HTG 1	67	41
FALLON	NAAS 12 NAVDST	4	31
FORT WORTH	BWR RDT&E	2	70
FUTEMA	H&MS 16	7	29
	HMRL 162	18	29
GLENVIEW	NAS NART	63	50
GLYNCO	NAS	7	44
	NAVCICOFFSCOL	58	44
GREECE	ATT ATHENS	1	11
GROSSE ILE	NAS NART	45	50
GTMO BAY	VMF 122	20	19
	VMA 533	21	19
	VU 10	10	11
	NAS GTMO BAY	7	11
HAITI	MISSION PTAUPR	1	11
ICELAND	FASRON 107	1	11
INDIA	ATT NEW DELHI	1	11
INDIANAPOLIS	AVIONICS FAC	1	31
IRAN	ATT TEHRAN	1	11
IWAKUNI	VQ 1	12	21
	VP 28	12	21
	MARS 17	18	29
	H&MS 12	6	29
	VMA 121	20	29
	VMA 332	19	29
	VMCJ 1	14	29
	VMR 253	20	29
	MCAF IWAKUNI	3	29
JACKSONVILLE	VA 35	13	11
	VA 44	12	11
	VA 176	12	11
	VFP 62	17	11
	VAP 62	10	11
	VP 5	12	11
	VP 16	12	11
	VP 18	14	11
	VW 4	8	11
	VU 10 DET	2	11
	NAS JAX	2	11
	NAS 6 NAV DST	25	31
	NARTU	41	50
	O&R BUWEPS FR	121	88
JAVA	ATT DJAKARTA	1	21
JOHNSVILLE	NAS 4 NAV DST	6	31
	NADC	21	70
KANEOHE	H&MS 13	10	29
	VMF 232	19	29
	VMA 212	22	29
	VMA 214	21	29
	HMRL 161	11	29
	MCAS 14 ND	7	29
	DET	4	31
KEY WEST	VF 101	41	11
	HS 1	14	11
	VX 1	13	11
	NAS 6 NAV DST	7	31
KINGSVILLE	NAAS NAATC	176	43
KIRTLAND AFB	NASWF	1	31
	NASWF	9	70
KODIAK	VP 2	12	21
	FASRON 114	1	21
	NAVSTA 17 ND	2	21
KWAJALEIN	NAVSTA 14 ND	4	21
LAJES	NAF	1	11
LAKEHURST	ZP 3	6	11
	ZW 1	6	11
	HU 2	38	11
	NAS 4 NAV DST	3	31
	NATECHTRAU	1	44
	NARTU	14	50
	NATFSI	9	70
	NAS	3	70
	O&R BUWEPS FR	6	88
LANGLEY FLD	NASA	1	70
LITCHFLD PRK	NAF 11 NAV DST	2	31
	STORAGE FACLTY	1975	88
LONDON	FASRON SPC 200	7	11
LONG BEACH	CVS 33 KERSRGE	1	21
LOS ALAMITOS	VS 37	23	21
	FASRON 4 DET A	2	21
	NAS NART	82	50
LOS ANGELES	LPH 6 THETIS B	1	21
	CVA 16 LEXIGTN	1	21
MAYPORT	CVS 39 CHMPLAN	1	11
	CVA 42 FDR	1	11
	NAVSTA	3	31
	POOL BUWEPS FR	1	88
MEMPHIS	BTG 7	34	41
	NAS	16	44
	NARTU	35	50
MEXICO	ATT MEXICO CTY	1	11
MIDWAY	NAVSTA 14 ND	3	21
MINNEAPOLIS	NAS NART	29	50
MIRAMAR	VF 111	16	21
	VA 112	12	21
	VA 113	12	21
	VF 114	12	21
	VA 115	17	21
	VF 121	61	21
	VA 126	36	21
	VF 141	12	21
	VF 142	14	21
	VA 144	11	21
	VA 145	9	21
	VCP 63	27	21
	NAS MIRAMAR	5	21
	NAS 11 NAV DST	18	31
MOFFETT FLD	VF 124	69	21
	VA 125	29	21
	VF 151	15	21
	VA 152	11	21
	VA 153	12	21
	VF 154	15	21
	VA 155	12	21
	VF 211	14	21
	VF 213	15	21
	VA 215	10	21
	VA 216	13	21
	NAS MOFFETT	3	21
	NAS 12 NAV DST	14	31
	NASA	1	70
MONTEREY	NAF 12 NAVDST	44	31
MORTON	BWR RDT&E	1	70
NAHA	GMSRON 1 DET S	2	21
	VP 4	14	21
	VU 5 DET B	1	21
	NAF	5	21
NAPLES	VR 24 DET	7	11
	NAF	16	11
NEW IBERIA	NAAS NAATC	23	43
NEWPORT	CVS 40 TARAWA	1	11
NEW ORLEANS	NAS NART	38	50
NEW RIV JAX	H&MS 26	1	19
	HMRL 262	39	19
	HMRL 263	19	19
	VMO 1	22	19
	MCAF	6	39
NEW YORK	CVS 36 ANTETAM	1	11
	CVA 60 SARATOG	2	11
	NAS NART	64	50
	POOL BUWEPS FR	1	88
NORFOLK	VS 27	23	11
	VS 30	22	11
	HS 3	15	11
	VP 24	12	11
	VP 44	10	11
	VP 56	12	11
	HU 2 DET 1	4	11
	FASRON 3	21	11
	FASRON 102	7	11
	VRF 31	3	11
	CVS 9 ESSEX	2	11
	CVS15 RANDOLPH	2	11
	LPH 4 BOXER	1	11
	CVA 59 FORSTAL	1	11
	CVS 45 VALYFRG	1	11
	CVS 18 WASP	1	11
	CVA 62 INDPEND	1	11
	AV 5 ALBERMRLE	1	11
	HS FMFLNT	6	19
	NAS 5 NAV DST	20	31
	NARTU	30	50
	O&R BUWEPS FR	384	88
NORTH ISLAND	VA 122	36	21
	VAW 11	43	21
	VFAW 3	35	21
	VS 21	12	21
	VS 29	11	21
	VS 33	13	21
	VS 38	12	21
	VP 42	10	21
	VP 46	10	21
	VP 48	10	21
	VR 21 DET	8	21
	FASRON 4	22	21
	FASRON 110	3	21
	VRF 32	2	21
	NAS NORTH ISL	2	21
	NAS 11 NAV DST	11	31
NORWAY	ATT OSLO	1	11
OAKLAND	NAS NART	71	50
OCEANA	VA 43	55	11
	VA 42	20	11
	VF 33	15	11
	VF 74	15	11
	VA 65	12	11
	VA 66	16	11
	VA 76	16	11
	FASRON 5	1	11
	VU 4	15	11
	NAS 5 NAV DST	19	31
OLATHE	NATECHTRAU	16	44
	NAS NART	39	50
ONTARIO	BWR FR	27	88

[redacted]

DECLASSIFIED

[redacted]

TOTAL PROGRAM AND NON-PROGRAM AIRCRAFT

TABLE 4 LOCATION OF AIRCRAFT INVENTORY BY ORGANIZATIONAL UNIT

LOCATION	UNIT	NO. OF A/C	COM-MAND
OPPAMA	HU 1 DET 1	15	21
	NAF	40	21
PANAMA	COM FIFTEEN	1	11
PANAMA CITY	MINEDEFDEVU	2	70
PT HUENEME	LPH 5 PRINCETN	1	21
PORT ISABEL	NAAS NAATC	3	43
PTXNT RIVER	VW 2	7	11
	VW 13	11	11
	VW 15	10	11
	AEWTRAUNIT	5	11
	VR 1	13	11
	NAS PTXNT RIV	18	31
	NATC RDT&E	112	70
	POOL BUWEPS FR	1	88
PEARL HARBOR	NAS 14 NAVDST	1	21
PENSACOLA	NAS NABTC	135	41
	CVS 36ANTETAM	1	41
	NATECHTRAU	18	44
	O&R BUWEPS FR	463	88
PERU	MISSION LIMA	1	11
PHILADELPHIA	NATECHTRAU	1	44
	NAMC	3	70
PNT ARGUELLO	NMF	2	31
POINT MUGU	GMSRON 1 DET Z	10	21
	VX 4	19	21
	PAC MISSLE RNG	56	31
	NAS 11 NAV DST	9	31
	USNMC RDT&E	14	70
PORT LYAUTEY	VR 24	8	11
	VMR 252 DET	1	19
	NAF ADV BASE	4	11
PORT WASHNGT	NTDC	1	31
QUANTICO	HMX 1	27	39
	MCAS AES 12	19	39
	MCAS AES 12	1	70
QUONSET PNT	VAW 12	26	11
	VAW 33	8	11
	VS 31	24	11
	VS 32	22	11
	VS 39	25	11
	HS 5	14	11
	HS 9	14	11
	HS 11	13	11
	VX 6	17	11
	VU 2	16	11
	CVA 11 INTREPD	1	11
	NAS 1 NAV DST	29	31
	NATU	4	70
	O&R BUWEPS FR	123	88
REAM FLD	HS 2	15	21
	HS 6	11	21
	HS 8	13	21
	HU 1	38	21
	NAAS 11 NAVDST	1	31
ROOSEVLT RDS	GMSRON 2	26	11
	FASRON 105	1	11
	NAVSTA	6	11
ROTA	VQ 2	11	11
	VP 26	12	11
	NAVSTA	18	11
SAN DIEGO	CVS 20 BENNING	1	21
	CVA 19 HANCOCK	2	21
	O&R BUWEPS FR	192	88
SANFORD	VAH 9	15	11
	VAH 3	24	11
	VAH 7	14	11
	NAS 6 NAV DST	6	31
SANGLEY PNT	VP 40	12	21
	NAVSTA	6	21
SANTA ANA	HMRL 163	25	29
	HMRL 361	31	29
	HMRM 462	14	29
	MCAF	2	39
SAUFLEY FLD	NAAS NABTC	219	41
SCHENECTADY	INSMAT	1	70
SEOUL	COMNAVFORKOREA	2	21
SEATTLE	NAS NART	40	50
SIGONELLA	VP 21	12	11
	VW 2 DET B	3	11
	NAF	3	11
SO WEYMOUTH	NADU	2	31
	NAS NART	55	50
	NADU	11	70
SO AFRICA	ATT CAPETOWN	1	11
ST LOUIS	BWR ST LOUIS	1	31
	BWR RDT&E	10	70
	BWR FR	6	88
SUKIRON	VMO 2	25	29
TETERBORO	BWR TETERBORO	1	31
TAIWAN	COMSEVENTH FLT	1	21
	MAAG TSO YING	1	21
	NAVSECMAAGTAIP	1	21
THAILAND	MAAG BANGKOK	2	21
TRINIDAD	NAVSTA	1	11
TULSA	O&R BUWEPS FR	24	88
W PALM BEACH	BWR FR	5	88
WHDBY ISLAND	VAH 8	5	21
	VAH 4	15	21
	VAH 123	24	21
	VAH 2	11	21
	VP 1	11	21
	VP 17	12	21
	VP 50	11	21
	NAS 13 NAV DST	12	31
WHITING FLD	NAAS NABTC	347	41
WICHITA	BWR RDT&E	1	70
WILLOW GROVE	NAS NART	63	50
YOKOSUKA	COMNAVFORJAPAN	1	21
YUMA	MCAAS	9	39
	ATOM ENER COMM	1	88
	BLATZ AIRLINES	1	88
	CAL AIR CHARTR	1	88
	CEN AIRLNE INC	3	88
	DEPT OF AGRI	2	88
	DEPT OF INT	1	88
	DEPT OF JUSTCE	2	88
	FED AVN AGENCY	42	88
	GEN ELEC CO	1	88
	LAKE CEN AIRLN	2	88
	NO CEN AIRLNS	2	88
	OZARK AIR INC	3	88
	TRANS TEX AIRW	2	88
	U S ARMY	8	88
	USAF	3	88
	W S CG	1	88
		11934	

[redacted]

CONFIDENTIAL

DECLASSIFIED

SECTION II
AIRCRAFT INVENTORY, END OF MONTH

PROGRAM AND NON-PROGRAM AIRCRAFT

TABLE PAGE

5...MAJOR PROGRAM CLASSIFICATION BY COMBAT AND NON-COMBAT TYPE AIRCRAFT 71

6...STATUS DISTRIBUTION BY CLASS AND COMMAND 72

7...STATUS DISTRIBUTION, 1950 TO DATE 73

8...NON-PROGRAM AIRCRAFT, STATUS DISTRIBUTION BY MODEL 74

9...PROGRAM AIRCRAFT, TYPE OF ORGANIZATIONAL UNIT BY CLASS 76

10...PROGRAM AIRCRAFT, ATLANTIC FLEET, TYPE OF ORGANIZATIONAL UNIT BY CLASS 78

11...PROGRAM AIRCRAFT, PACIFIC FLEET, TYPE OF ORGANIZATIONAL UNIT BY CLASS 79

SPECIAL TABLES

12...MAN-CARRYING DRONES BY COMMAND AND STATUS DISTRIBUTION BY MODEL 80

13...AIRCRAFT ON LOAN TO NAVY 80

CHARTS

1...AIRCRAFT INVENTORY AND PLANNED ASSIGNMENT DATA 69

2...MONTH-END INVENTORY OF PROGRAM AIRCRAFT BY STATUS, JUNE 1955 TO DATE 71

3...TOTAL NAVY PROGRAM AIRCRAFT BY ORGANIZATIONAL UNITS 77

CONFIDENTIAL

CONFIDENTIAL

STATUS OF NAVY AIRCRAFT INVENTORY

SCOPE OF SECTION II

Navy aircraft "inventory" is comprised of all aircraft which have been accepted, but not stricken, by the Navy. An aircraft is accepted when legal custody is assumed by the Navy, and is stricken when officially separated from Navy custody by the signature of the Deputy Chief of Naval Operations (Air) to the monthly notice "Separations From and Reinstatements To the Navy list of aircraft".

Navy aircraft are presented under three basic classifications: STATUS, KIND OR CLASS and CONFIGURATION, and CUSTODY. "Status" refers to the classification of the functional employment or condition of aircraft; that is, generally, either undergoing, awaiting, or enroute to either operating, standard rework, special rework, storage, final disposition, or evaluation to determine next action. "Kind or Class and Configuration" refers to physical characteristics; as to general mission purpose of Navy aircraft design, e.g., fighter, attack, patrol, transport, etc. "Sub-Class" refers to the next lower level of classification into more specific mission purpose of design, e.g., all-weather, photographic, etc. "Custody" refers to organizational location; that is, administrative control of assignment, logistic support, and employment of aircraft; and, responsibility to account for and otherwise provide information about aircraft.

Included in Section II are selected inventory statistics for all Navy aircraft except non-man-carrying target drones and guided missiles. (Man-carrying drones and aircraft on loan to Navy are included in tables 12 and 13, but are excluded from all others in Section II.) Succeeding tables and listings represent successive breakdowns, in varying degree of detail, of current TOTAL INVENTORY.

GLOSSARY OF TERMS (AIRCRAFT)

TOTAL INVENTORY - Comprises all man-carrying Naval aircraft (including man-carrying drones) in the custody of all Navy and Marine organizations and units which have been accepted but not yet stricken. Total inventory may be divided into Program and Non-Program categories.

PROGRAM AIRCRAFT - Comprise all production aircraft in the physical custody of Navy and Marine units for which current or future operation within an authorized allowance is intended or can reasonably be expected. Stated differently, the program category includes operating, logistic support and reserve stock aircraft.

NON-PROGRAM AIRCRAFT - Comprise all aircraft of project development and service test (BIS) configuration, target drones (man-carrying), aircraft retired but not yet stricken (including contingency reserve), and aircraft on loan or on bailment contracts.

OPERATIONAL AIRCRAFT - This grouping includes all program aircraft in the controlling custody of the operating commands (COMNAVAIRLANT, COMNAVAIRPAC, CNATRA, CNARESTRA, NABS, and BUWEPS RDT&E) i.e., operating and operational pool aircraft.

OPERATING AIRCRAFT - are those aircraft in the custody of designated units for flight in performance of a Navy mission therefor, in accordance with, and in direct assignment against OPNAV planned operating assignments. Operating aircraft may be further classified by primary mission of unit having custody - "Combat", "Direct Combat Support", "Indirect Combat Support", "Air Training" and "Reserve (USNR-USMCR) Training".

LOGISTIC SUPPORT - Comprise aircraft in the Non-Operational Support and Operational Pool categories (see below).

OPERATIONAL POOL AIRCRAFT - are non-operating aircraft in custody of the operating command, i.e., pipeline aircraft in support of the operating program. Pool aircraft are often further classified as between "Ready For Issue" (those new or newly reworked aircraft awaiting issue to an operating unit) and "Not Ready For Issue" (aircraft in process of rework or return to BUWEPS).

NON-OPERATIONAL SUPPORT - aircraft are those in custody of BUWEPS (Fleet Readiness) for purposes of rework.

RESERVE STOCK - are program aircraft in the controlling custody of BUWEPS (FR) which are not currently and actively engaged in any of the various logistic processes (i.e., in, awaiting or enroute to operating or to rework) required in normal transition through standard service life.

CONTINGENCY RESERVE - aircraft are those which have been retired from the program inventory as a consequence of completion of standard service life but which have been retained in the inventory to alleviate mobilization deficiencies. Only those aircraft are retained in contingency reserve for which spare part support is available for at least one more overhaul and one more service tour.

ACTIVE AIRCRAFT - Operating aircraft and aircraft currently engaged in logistic support of operating aircraft.

INACTIVE AIRCRAFT - Non-program and Reserve Stock aircraft.

DECLASSIFIED

CHART 1

AIRCRAFT INVENTORY AND PLANNED ASSIGNMENT DATA

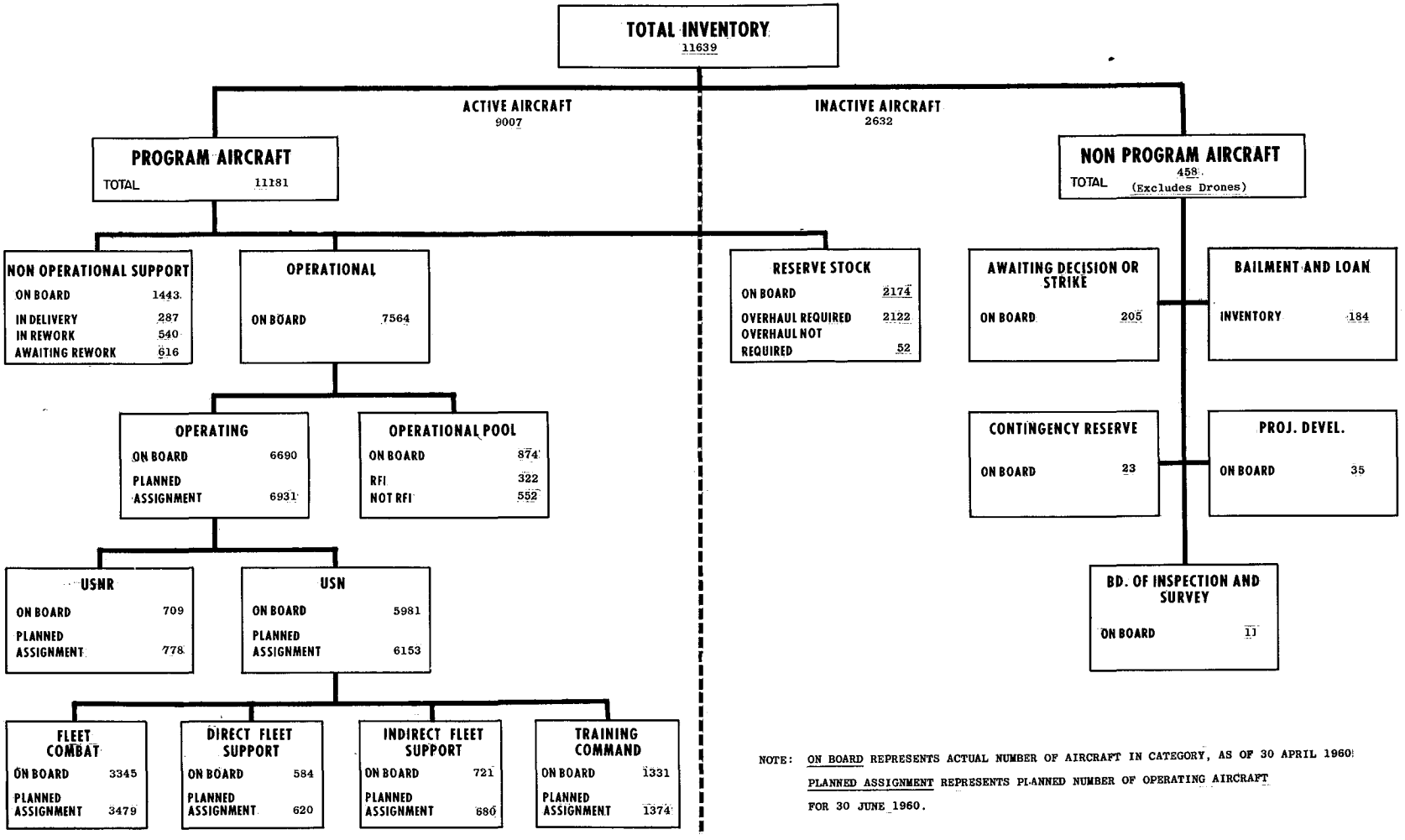

NOTE: ON BOARD REPRESENTS ACTUAL NUMBER OF AIRCRAFT IN CATEGORY, AS OF 30 APRIL 1960.
PLANNED ASSIGNMENT REPRESENTS PLANNED NUMBER OF OPERATING AIRCRAFT FOR 30 JUNE 1960.

DECLASSIFIED

CONFIDENTIAL

CONFIDENTIAL

DECLASSIFIED

[redacted]

TOTAL AIRCRAFT INVENTORY

TABLE 5

MAJOR PROGRAM CLASSIFICATIONS BY COMBAT AND NON-COMBAT TYPE

PROGRAM & NON-PROGRAM

PROGRAM CLASSIFICATION	30 APRIL 1960					31 MARCH 1960				
	GRAND TOTAL	HEAVIER-THAN-AIR			LIGHTER THAN AIR	GRAND TOTAL	HEAVIER-THAN-AIR			LIGHTER THAN AIR
		TOTAL	COMBAT TYPE	NON-COMBAT TYPE			TOTAL	COMBAT TYPE	NON-COMBAT TYPE	
TOTAL INVENTORY	11,639	11,620	7,304	4,316	19	11,640	11,617	7,305	4,312	23
PROGRAM AIRCRAFT	11,181	11,163	6,999	4,164	18	11,174	11,152	6,985	4,167	22
Operational	7,564	7,552	4,875	2,677	12	7,608	7,596	4,856	2,740	12
Operating	6,690	6,679	4,194	2,485	11	6,726	6,715	4,159	2,556	11
U. S. Navy	5,981	5,970	3,634	2,336	11	6,034	6,023	3,613	2,410	11
U. S. Navy Reserve	709	709	560	149	-	692	692	546	146	-
Operational Pools	874	873	681	192	1	882	881	697	184	1
RFI	322	321	239	82	1	363	362	280	82	1
Not RFI	552	552	442	110	-	519	519	417	102	-
Non-Operational Support	1,443	1,441	947	494	2	1,457	1,455	976	479	2
Delivery	287	287	213	74	-	304	303	223	80	1
Rework	540	539	345	194	1	542	542	350	192	-
Awtg. Rework	616	615	389	226	1	611	610	403	207	1
Reserve Stock	2,174	2,170	1,177	993	4	2,109	2,101	1,153	948	8
Overhaul Required	2,122	2,119	1,154	965	3	2,070	2,063	1,131	932	7
Overhaul Not Required	52	51	23	28	1	39	38	22	16	1
NON-PROGRAM AIRCRAFT	458	457	305	152	1	466	465	320	145	1
Awaiting Decision or Strike	205	205	155	50	-	213	213	164	49	-
Contingency Reserve	23	23	21	2	-	23	23	21	2	-
Project Development	35	35	26	9	-	36	36	28	8	-
Bailment and Loan	184	184	93	91	-	181	181	95	86	-
Board of Inspection and Survey	11	10	10	-	1	13	12	12	-	1

CHART 2

TOTAL PROGRAM AIRCRAFT BY STATUS

30 JUNE 1955 TO DATE

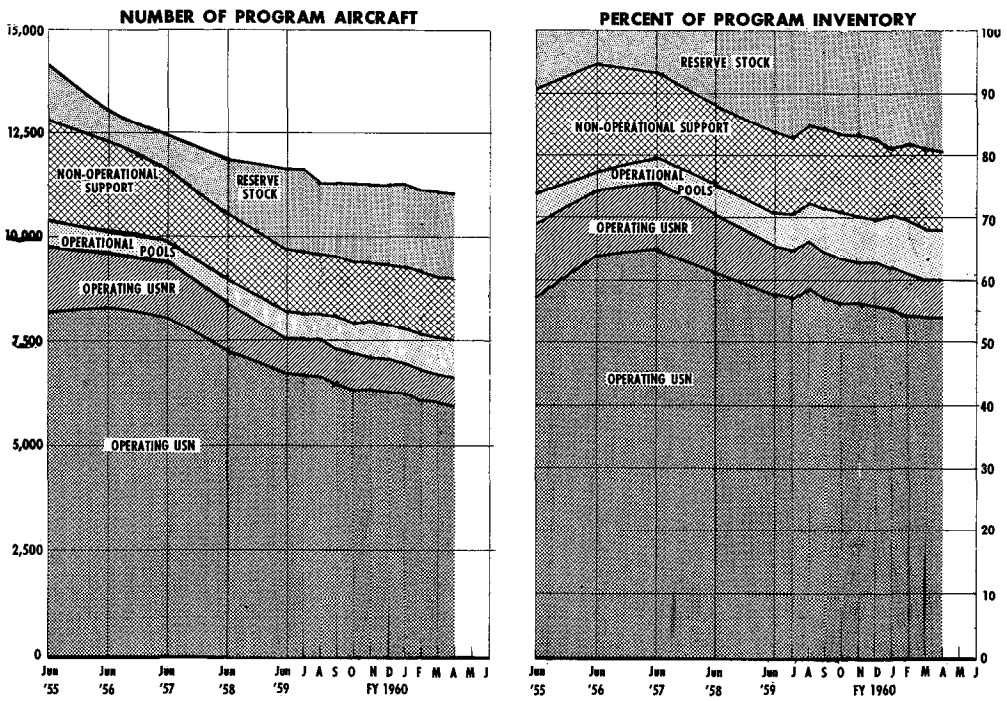

[redacted]

DECLASSIFIED

CONFIDENTIAL

TABLE 6

TOTAL AIRCRAFT INVENTORY
STATUS DISTRIBUTION BY CLASS & COMMAND
PROGRAM & NON-PROGRAM

CLASS AND COMMAND	GRAND TOTAL	PROGRAM TOTAL	PROGRAM OPERATIONAL OPER-ATING	PROGRAM OPERATIONAL LOGISTIC SUPPORT OPT'L POOL RFI	PROGRAM OPERATIONAL LOGISTIC SUPPORT OPT'L POOL NOT RFI	PROGRAM NON-OPERATIONAL SUPPORT IN DELIVERY	PROGRAM NON-OPERATIONAL SUPPORT IN REWORK	PROGRAM NON-OPERATIONAL SUPPORT AWTG. REWORK	PROGRAM RESERVE STOCK	NON-PROGRAM TOTAL	NON-PROGRAM AWTG DE-CISION	NON-PROGRAM AWTG. STRIKE	NON-PROGRAM CONTIN-GENCY RESERVE	NON-PROGRAM PRO-JECT DE-VELOP-MENT a/	NON-PROGRAM BAIL-MENT & LOAN	NON-PROGRAM BOARD OF INSPEC-TION & SURVEY
TOTAL	11,639	11,181	6,690	322	552	287	540	616	2,174	458	166	39	23	35	184	11
Fighter	2,682	2,585	1,270	110	199	27	73	113	783	98	26	1	15	14	42	-
VF(DAY)JET	1,531	1,502	633	62	119	18	54	64	552	29	4	-	-	14	11	-
VF(AW)JET	793	731	478	29	64	13	13	28	106	62	19	1	15	-	27	-
VF(F)JET	231	228	89	15	14	3	9	1	103	3	-	-	-	-	3	-
VF(D)JET	87	83	43	4	2	1	1	16	16	4	3	-	-	-	1	-
VF(XD)JET	15	15	9	-	-	-	-	-	6	-	-	-	-	-	-	-
VF(Q)JET	26	26	18	-	-	2	2	4	-	-	-	-	-	-	-	-
Attack	2,501	2,339	1,464	80	118	103	99	173	302	162	91	26	6	8	23	8
VA(DAY)JET	1,229	1,147	835	61	74	79	12	27	59	82	62	-	5	6	5	4
VA(AW)JET	10	-	-	-	-	-	-	-	-	10	-	-	-	-	9	1
VA(P)JET	30	26	22	1	-	1	2	-	-	4	-	-	-	-	2	2
VA(Q)JET	22	20	13	-	2	2	2	1	-	2	-	-	-	-	1	1
VA(HT)JET	10	10	7	-	-	1	1	1	-	-	-	-	-	-	-	-
VA(H)JET	157	151	118	-	21	3	9	-	-	6	-	-	-	2	4	-
VA(LL)JET	1	-	-	-	-	-	-	-	-	1	-	-	-	-	1	-
VA(DAY)PROP	683	631	324	11	15	14	46	78	143	52	25	26	1	-	-	-
VA(AW)PROP	151	147	60	6	2	3	7	41	28	4	4	-	-	-	-	-
VA(W)PROP	204	204	82	1	4	-	20	25	72	-	-	-	-	-	-	-
VA(Q)PROP	3	3	3	-	-	-	-	-	-	-	-	-	-	-	-	-
VA(H)PROP	1	-	-	-	-	-	-	-	-	1	-	-	-	-	1	-
Anti-Submarine	629	611	444	29	61	6	36	31	4	18	-	5	-	2	10	1
VS	629	611	444	29	61	6	36	31	4	18	-	5	-	2	10	1
Patrol	751	748	485	6	16	22	100	43	76	3	-	-	-	2	1	-
VP(L)	561	559	365	6	14	15	69	32	58	2	-	-	-	1	1	-
VP(LD)	6	6	5	-	-	-	1	-	-	-	-	-	-	-	-	-
VP(S)	184	183	115	-	2	7	30	11	18	1	-	-	-	1	-	-
Warning	142	140	98	6	22	1	1	-	12	2	-	-	-	-	1	1
VW(WEA)	7	7	4	1	2	-	-	-	-	-	-	-	-	-	-	-
VW(AEW)	127	126	89	5	20	-	-	-	12	1	-	-	-	-	1	-
VW(Q)	8	7	5	-	-	1	1	-	-	1	-	-	-	-	-	1
Observation	45	45	38	1	-	-	3	3	-	-	-	-	-	-	-	-
VO	45	45	38	1	-	-	3	3	-	-	-	-	-	-	-	-
Transport	612	565	398	11	36	12	46	3	59	47	-	-	-	-	47	-
VR(H)	163	162	122	3	18	5	13	1	-	1	-	-	-	-	1	-
VR(M)	369	325	212	8	6	7	31	2	59	44	-	-	-	-	44	-
VR(C)	80	78	64	-	12	-	2	-	-	2	-	-	-	-	2	-
Utility	193	188	93	3	4	11	12	9	56	5	5	-	-	-	-	-
VU(SAR)	98	97	59	3	4	8	7	7	9	1	1	-	-	-	-	-
VU(TOW)	79	76	25	-	-	2	5	1	43	3	3	-	-	-	-	-
VU(T&D)	16	15	9	-	-	1	-	1	4	1	1	-	-	-	-	-
Training	3,033	2,950	1,681	61	59	43	103	149	854	83	40	-	2	8	33	-
VT(JET)	1,136	1,097	583	31	35	24	45	29	350	39	27	-	-	7	5	-
VT(D)(JET)	16	13	8	-	-	-	-	1	4	3	2	-	-	-	1	-
VT(XD)(JET)	9	7	1	-	-	-	1	-	5	2	1	-	-	-	1	-
VT(ME)(PROP)	722	710	456	9	5	-	1	16	223	12	10	-	-	1	1	-
VT(MEP)	39	39	28	-	-	-	-	2	9	-	-	-	-	-	-	-
VT(SE)(PROP)	1,053	1,052	589	21	19	19	54	101	249	1	-	-	-	-	1	-
VT(E)(PROP)	42	16	2	-	-	-	-	-	14	26	-	-	2	-	24	-
VT(NAV)(PROP)	6	6	4	-	-	-	2	-	-	-	-	-	-	-	-	-
VT(D)(PROP)	10	10	10	-	-	-	-	-	-	-	-	-	-	-	-	-
Rotary Wing	1,031	992	708	14	37	52	66	91	24	39	4	7	-	1	27	-
HS	231	210	167	1	3	6	24	9	-	21	-	5	-	1	15	-
HO	97	96	57	-	6	15	6	12	-	1	-	-	-	-	1	-
HR(L)	344	343	255	12	19	27	16	14	-	1	1	-	-	-	-	-
HR(M)	39	38	25	-	1	1	4	7	-	1	-	-	-	-	1	-
HU	251	241	156	1	8	3	11	44	18	10	2	2	-	-	6	-
HT	69	64	48	-	-	-	5	5	6	5	1	-	-	-	4	-
Airships	19	18	11	1	-	-	1	1	4	1	-	-	-	-	-	1
ZP	12	12	7	1	-	-	1	-	3	-	-	-	-	-	-	-
ZW	7	6	4	-	-	-	-	1	1	1	-	-	-	-	-	1
COMMAND																
LANT	2,071	2,070	1,817	115	138	-	-	-	-	1	1	-	-	-	-	-
PAC	2,545	2,543	2,132	140	271	-	-	-	-	2	2	-	-	-	-	-
NABS	552	552	540	-	12	-	-	-	-	-	-	-	-	-	-	-
NATRA	1,403	1,403	1,331	31	41	-	-	-	-	-	-	-	-	-	-	-
NART	825	825	709	35	81	-	-	-	-	-	-	-	-	-	-	-
RDT&E	325	171	161	1	9	-	-	-	-	154	-	-	-	35	108	11
BUWEPS	3,918	3,617	-	-	-	287	540	616	2,174	301	163	39	23	-	76	-

a/ Project Development - A new non-program aircraft category, established with 30 June 1958 data, which includes both the Research and Development "X-Project" aircraft and Experimental aircraft.

CONFIDENTIAL

DECLASSIFIED

[redacted]

TABLE 7

STATUS DISTRIBUTION BY CLASS & COMMAND
PROGRAM & NON-PROGRAM

CLASS AND COMMAND	GRAND TOTAL	PROGRAM								NON - PROGRAM						
		TOTAL	OPERATIONAL			NON-OPERATIONAL SUPPORT			RESERVE STOCK	TOTAL	AWTG DECISION b/	AWTG. STRIKE	CONTINGENCY RESERVE	PROJECT DEVELOPMENT c/	BAILMENT & LOAN	BOARD OF INSPECTION & SURVEY
			OPER-ATING	LOGISTIC SUPPORT												
				OPT'L POOL a/												
				RFI	NOT RFI	IN DELIVERY	IN REWORK	AWTG. REWORK								
30 JUNE																
1950	14,095	13,891	6,177	553	-	535	965	869	4,792	204	119	-	-	42	43	-
1951	13,532	13,174	7,369	797	-	610	1,053	877	2,468	358	269	-	-	43	46	-
1952	13,846	13,475	8,814	836	-	677	1,031	818	1,299	371	269	-	-	35	67	-
1953	14,723	14,012	9,946	1,167	-	685	835	675	704	711	574	-	-	33	104	-
1954	15,536	14,151	9,733	1,025	-	588	847	880	1,078	1,385	1,197	-	-	24	118	46
1955																
31 March	16,318	14,080	9,559	851	-	624	1,010	937	1,099	2,238	581	-	1,428	16	159	54
30 June	16,504	14,140	9,761	644	23	612	924	857	1,319	2,364	126	503	1,508	18	163	46
30 September	16,780	14,159	9,715	543	31	598	1,036	774	1,462	2,621	126	831	1,431	13	170	50
31 December	17,079	13,710	9,578	460	26	626	1,038	775	1,207	3,369	148	2,145	817	11	191	57
1956																
31 March	17,067	13,554	9,692	442	46	539	1,063	718	1,054	3,513	125	2,527	590	8	200	63
30 June	15,761	13,003	9,687	371	32	482	981	764	686	2,758	131	1,591	734	9	236	57
30 September	14,714	12,752	9,596	350	15	369	943	745	734	1,962	201	602	829	8	266	56
31 December	14,253	12,573	9,553	364	18	391	892	618	737	1,680	158	336	853	8	265	60
1957																
31 March	13,933	12,556	9,557	400	17	380	767	604	841	1,367	103	169	760	7	275	53
30 June	13,958	12,434	9,421	471	21	362	718	624	817	1,524	196	137	870	5	270	46
30 September	12,748	12,065	9,338	180	295	348	776	444	684	683	58	160	145	5	272	43
31 December	12,786	12,140	9,275	100	354	373	756	422	860	646	66	133	150	3	252	42
1958																
31 March	12,865	12,214	9,039	112	390	391	758	464	1,060	651	93	149	150	-	223	36
30 June	12,573	11,924	8,424	198	373	259	764	515	1,391	649	59	221	56	58	226	29
30 September	12,087	11,629	8,415	124	412	242	678	395	1,363	458	27	121	4	49	230	27
31 December	12,098	11,659	8,147	116	455	290	661	479	1,511	439	40	94	4	44	237	20
1959																
31 March	12,048	11,607	7,657	170	452	221	690	563	1,854	441	66	77	9	35	235	19
30 June	12,067	11,597	7,562	145	462	274	617	589	1,948	470	104	84	14	32	212	24
30 September	11,700	11,296	7,277	323	498	207	624	590	1,777	404	73	57	27	35	197	15
31 December	11,737	11,257	7,064	322	456	272	552	647	1,944	480	64	131	44	37	182	22
1960																
31 January	11,724	11,274	6,978	282	507	257	594	641	2,015	450	87	103	23	38	182	17
29 February	11,658	11,216	6,818	310	567	293	591	570	2,067	442	106	80	23	37	184	12
31 March	11,640	11,174	6,726	363	519	304	542	611	2,109	466	144	69	23	36	181	13
30 April	11,639	11,181	6,690	322	552	287	540	616	2,174	458	166	39	23	35	184	11

a/ Commencing with 30 April 1955 data, "Operational Pool" aircraft was broken by "For Use" and "For BUWEPS" until 30 June 1957. Commencing with 31 July 1957 data, "Operational Pool" aircraft is broken by "RFI" and "Not RFI".

b/ Includes aircraft both in "Awaiting Decision" and "Awaiting Strike" status for period June 1950 through 31 May 1957.

c/ Project Development - A new non-program aircraft category, established with 30 June 1958 data, which includes both the Research, Development, Test and Evaluation "Y-Project" aircraft and Experimental aircraft.

[redacted]

[redacted]L

DECLASSIFIED

CONFIDENTIAL

DISTRIBUTION OF NON-PROGRAM AIRCRAFT BY MODEL

TABLE 8

CLASS & MODEL	GRAND TOTAL	AWTG. DECI-SION	AWTG. STRIKE	MAP	CONT. RE-SERVE	BAIL-MENT	LOAN	PROJ. DEV.	BRD. OF INSP. & SURVEY
TOTAL	458	166	3	36	23	102	82	35	11
Fighter	98	26	1		15	34	8	14	
VF(DAY)JET	22	4				9	2	7	
F8U-2	1					1			
F8U-1	4					3	1		
Y/F8U-1 ...	3							3	
F11F-1	3					2	1		
Y/F11F-1 ..	3							3	
F11F-1F ...	1					1			
F9F-8	3	3							
F9F-6	1	1							
F2H-2	1					1			
FJ-4	1					1			
Y/FJ-4	1							1	
VF(AW)JET ...	69	19	1		15	24	3	7	
F8U-2N	3					3			
F2H-4	17	10			7				
F2H-3	16	7	1		8				
F3H-2	3					3			
F3H-2N	2					2			
F4H-1	11					10	1		
F3D-2	2					2			
F3D-2M	2					2			
F3D-1	2					1	1		
F4D-1	2	1				1			
Y/F4D-1 ...	7							7	
XF4D-1	1						1		
YF2Y-1	1	1							
VF(P)JET	3					1	2		
F9F-8P	3					1	2		
VF(D)JET	4	3					1		
F8U-1D	1						1		
F9F-6D	3	3							
Attack	162	91		26	6	22	1	8	8
VA(DAY)JET ..	82	62			5	4	1	6	4
Y/A4D-2 ...	4							4	
A4D-2N	3					3			
YA4D-2N ...	4								4
A4D-1	2					1	1		
Y/A4D-1 ...	1							1	
Y/FJ-4B ...	1							1	
F9F-8B	67	62			5				
VA(AW)JET	10					9			1
A3J-1	9					9			
YA3J-1	1								1
VA(P)JET	4					2			2
A3D-2P	2					2			
YA3D-2P ...	2								2
VA(Q)JET	2					1			1
A3D-2Q	1					1			
YA3D-2Q ...	1								1

CLASS & MODEL	GRAND TOTAL	AWTG. DECI-SION	AWTG. STRIKE	MAP	CONT. RE-SERVE	BAIL-MENT	LOAN	PROJ. DEV.	BRD. OF INSP. & SURVEY
VA(H)JET	6					4		2	
Y/A3D-1	1							1	
Y/A3D-2	1							1	
A3D-2	2					2			
A3D-1	2					2			
VA(LL)	1					1			
A2F-1	1					1			
VA(DAY)PROP	52	25		26	1				
AD-5	26	25			1				
AD-4NA	26			26					
VA(AW)PROP	4	4							
AD-5N	4	4							
VA(H)PROP	1					1			
AJ-1	1					1			
Anti-Submarine	18			5		10		2	1
VS	18			5		10		2	1
S2F-3	9					9			
YS2F-3	1								1
S2F-1	6			5		1			
Y/S2F-1	1							1	
Y/S2F-1S ...	1							1	
Patrol	3					1		2	
VP(L)	2					1		1	
P2V-7S	1					1			
Y/P2V-3W ...	1							1	
VP(S)	1							1	
Y/PBM-5S2 ..	1							1	
Warning	2					1			1
VW(AEW)	1					1			
WV-2E	1					1			
VW(Q)	1								1
YWV-2Q	1								1
Transport	47					3	44		
VR(H)	1						1		
R5D-4R	1						1		
VR(M)	44					1	43		
R4D-6	2						2		
R4D-5	4						4		
R4D-6R	24					1	23		
R4D-5R	10						10		
R4D-6Z	3						3		
R4D-5Z	1						1		

CONFIDENTIAL

DECLASSIFIED [redacted]

[redacted]

DISTRIBUTION OF NON-PROGRAM AIRCRAFT BY MODEL

TABLE 8

CLASS & MODEL	GRAND TOTAL	AWTG. DECI-SION	AWTG. STRIKE	MAP	CONT. RE-SERVE	BAIL-MENT	LOAN	PROJ. DEV.	BRD. OF INSP. & SURVEY
VR(C)	2					2			
TF-1	2					2			
Utility	5	5							
VU(SAR)	1	1							
UF-2	1	1							
VU(TOW)	3	3							
JD-1	3	3							
VU(T&D)	1	1							
JD-1D	1	1							
Training	83	40			2	5	28	8	
VT(JET)	39	27				4	1	7	
T2J-1	3	1				2			
Y/T2J-1 ...	3							3	
T2V-1	1					1			
Y/T2V-1 ...	1							1	
TV-2	25	25							
Y/TV-2	1							1	
F9F-8T	2					1	1		
F3D-2T2 ...	1	1							
Y/F9F-8T ..	2							2	
VT(D)JET	3	2					1		
TV-2D	3	2					1		
VT(KD)JET	2	1					1		
TV-2KD	2	1					1		
VT(ME)PROP	11	10					1		
SNB-5	11	10					1		
VT(SE)PROP	2					1		1	
Y/T-34B ...	1							1	
T-28B	1					1			
VT(E)PROP	26				2		24		
R4D-6Q	8				1		7		
R4D-5Q	4				1		3		
R4D-6S	13						13		
R4D-5S	1						1		

CLASS & MODEL	GRAND TOTAL	AWTG. DECI-SION	AWTG. STRIKE	MAP	CONT. RE-SERVE	BAIL-MENT	LOAN	PROJ. DEV.	BRD. OF INSP. & SURVEY
Rotary Wing	39	4	2	5		26	1	1	
HS	21			5		15		1	
HSS-2	8					8			
HSS-1	7					7			
HSS-1N	5			5					
Y/HSL-1	1							1	
HR(L)	1	1							
HUS-1	1	1							
HO	1					1			
HOK-1	1					1			
HR(M)	1						1		
HR2S-1	1						1		
HU	8	2				6			
HU2K-1	4					4			
HUL-1	1					1			
HUP-2	3	2				1			
HT	7	1	2			4			
HTK-1	3					3			
HTL-7	1					1			
HTL-5	3	1	2						
Airships	1								1
ZW	1								1
YZPG-3W	1								1

[redacted]

[redacted]

DECLASSIFIED

[redacted]

PROGRAM AIRCRAFT INVENTORY
TYPE OF ORGANIZATIONAL UNIT BY CLASS

TABLE 9

UNIT TYPE	TOTAL	CLASS OF AIRCRAFT													
		VF JET	VF PROP	VA JET	VA PROP	VS	VP	VW	VO	VR	VU	VT JET	VT PROP	H	Z
TOTAL	11181	2585		1354	985	611	748	140	45	565	188	1117	1833	992	18
OPERATING	6690	1270		995	469	444	485	98	38	398	93	592	1089	708	11
LOGISTIC SUPP	2317	532		300	273	163	187	30	7	108	39	166	249	260	3
RESERVE STOCK	2174	783		59	243	4	76	12		59	56	359	495	24	4
OPERATING UNITS															
FLEET COMBAT	3345	874		808	324	192	348	79	38	140		42	7	485	8
USN	2377	566		570	321	192	348	79		53				240	8
VF DAY	228	228													
VF AW	231	219		12											
VA JET	407	14		383	10										
VA PROP	217			23	194										
VA H	121			121											
VFP PHOTO	24	24													
VAW AEW	116				114	2									
VFAW	22	22													
GMGRU	28	28													
VQ ECM	15			12	3										
VAP PHOTO	9			9											
VCP PHOTO	41	31		10											
VS	190					190									
HS	136													136	
VP LAND	236						236								
VP SEA	112						112								
ZP	4														4
VW AEW WEA	31							30		1					
VW BARRIER	49							49							
ZW BARRIER	4														4
HU	104													104	
VR TAC SUPP	52									52					
USMC	968	308		238	3				38	87		42	7	245	
MAW HEDRONS	79				3					24		42	5	5	
VMF	153	153													
VMF AW	114	114													
VMA	238			238											
VMCJ	41	41													
VMR	63									63					
HMR	217								3					214	
VMO	63								35				2	26	
DIR FLEET SUPP	384	60		11	12	5	15	6		86	67	174	117	31	
USN	521	60		11	12	5	15	6		80	66	128	109	29	
OPTEVFOR	41	3		11		3	7			2	4	2	3	6	
FASRON	73				1	2		1		18	3	10	38		
VU	112	55			7		2			1	31	5	8	3	
FERRY SQDRNS	5									4			1		
FLEET TRNG	155						5	5		8		109	27	1	
FLEET BASES	108	2			4		1			24	27	2	32	16	
CV & AV UTIL	27									23	1			3	
USMC	63									6	1	46	8	2	
FMF & FAMG	13									5		4	4		
VMT	40											40			
FLEET BASES	10									1	1	2	4	2	
IND FLEET SUPP	721	63		26	27	5	14	8		104	24	114	259	74	3
NABS & NAS	420	8			7	2	1	2		62	18	90	200	30	
HMX	26													26	
BWGR & BWR	16									2			14		
RDT & E	161	55		26	10	3	13	6		11	3	15	6	10	3
ATT & MISS	19									12	3		3	1	
USMCAS	79				10					17		9	36	7	
NATRA	1331	123		86	34	84	15	5		20	2	225	658	79	
BASIC	769	6			1					6	2	118	570	66	
ADVANCED	447	60		86	33	84	15			10		97	51	11	
TECHNICAL	115	57						5		4		10	37	2	
NART	709	150		64	72	158	93			48		37	48	39	
NON-OPERATING UNITS															
LOGISTIC SUPP	2317	532		300	273	163	187	30	7	108	39	166	249	260	3
OPTL [redacted]LS	874	309		159	39	90	22	28	1	47	7	66	54	51	1
RFI	322	110		62	18	29	6	6	1	11	3	31	30	14	1
NOT RFI	552	199		97	21	61	16	22		36	4	35	24	37	
NON OPTL SUPP	1443	223		141	234	73	165	2	6	61	32	100	195	209	2
DELIVERY	287	37		86	17	6	22	1		12	11	24	19	52	
REWORK	540	73		26	73	36	100	1	3	46	12	46	57	66	1
AWTG REWORK	616	113		29	144	31	43		3	3	9	30	119	91	1
RESERVE STOCK	2174	783		59	243	4	76	12		59	56	359	495	24	4
O/H REQUIRED	2122	776		55	239	4	68	12		58	56	345	482	24	3
O/H NOT REQ	52	7		4	4		8			1		14	13		1

[redacted]

Chart 3

DECLASSIFIED

[redacted]

TYPE OF ORGANIZATIONAL UNIT

OPERATING INVENTORY
PLANNED ASSIGNMENT

(OPERATING INVENTORY VS PLANNED ASSIGNMENT)

NON-OPERATING INVENTORY

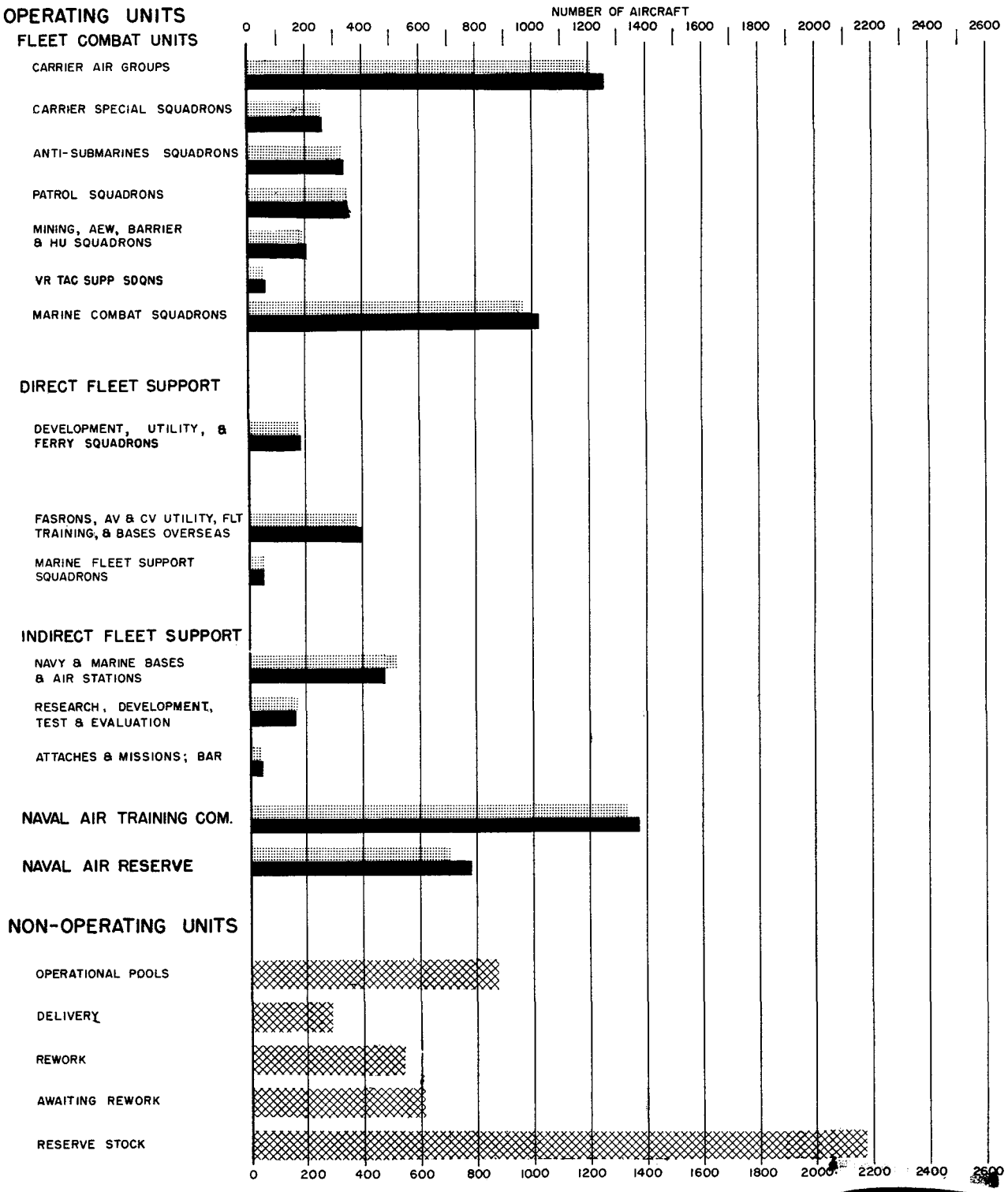

[redacted]

[redacted]

DECLASSIFIED

PROGRAM AIRCRAFT INVENTORY
TYPE OF ORGANIZATIONAL UNIT BY CLASS
NAVAL AIR FORCE, ATLANTIC FLEET

TABLE 10

UNIT TYPE	TOTAL	CLASS OF AIRCRAFT													
		VF JET	VF PROP	VA JET	VA PROP	VS	VP	VW	VO	VR	VU	VT JET	VT PROP	H	Z
TOTAL	2070	470		425	169	144	197	58	13	138	30	109	59	249	9
OPERATING	1817	399		375	152	121	190	40	12	123	29	74	50	244	8
OPERATING POOLS	253	71		50	17	23	7	18	1	15	1	35	9	5	1
FLEET COMBAT	1547	372		375	148	116	178	36	12	62		11	1	228	8
USN	1154	239		271	145	116	178	36		25				136	8
VF DAY	97	97													
VF AW	106	106													
VA JET	184	5		169	10										
VA PROP	106			23	83										
VA H	64			64											
VFP PHOTO	24	24													
VAW AEW	52				52										
GMGRU	7	7													
VQ ECM	6			6											
VAP PHOTO	9			9											
VS	116					116									
HS	84													84	
VP LAND	130						130								
VP SEA	48						48								
ZP	4														4
VW AEW WEA	14							14							
VW BARRIER	22							22							
ZW BARRIER	4														4
HU	52													52	
VR TAC SUPP	25									25					
USMC	393	133		104	3				12	37		11	1	92	
MAW HEDRONS	24				3					9		11	1		
VMF	76	76													
VMF AW	41	41													
VMA	104			104											
VMCJ	16	16													
VMR	28									28					
HMR	85													85	
VMO	19								12					7	
DIR FLEET SUPP	256	27			4	5	12	4		51	27	63	48	15	
USN	230	27			4	5	12	4		49	27	41	46	15	
OPTEVFOR	23					3	7			2	4		1	6	
FASRON	36					2		1		15	2		16		
VU	37	27									10				
FERRY SQDRNS	3									2			1		
FLEET TRNG	69						5	3		4		41	15	1	
FLEET BASES	48				4					14	10		13	7	
CV & AV UTIL	14									12	1			1	
USMC	26									2		22	2		
FMF & FAHG	6									2		2	2		
VMT	20											20			
IND FLEET SUPP	14									10	2		1	1	
NABS & NAS	1									1					
ATT & MISS	13									9	2		1	1	
OPTL POOLS	253	71		50	17	23	7	18	1	15	1	35	9	5	1
RFI	115	31		11	6	14	3	6	1	9	1	21	9	2	1
NOT RFI	138	40		39	11	9	4	12		6		14		3	

[redacted]

DECLASSIFIED

[redacted]

PROGRAM AIRCRAFT INVENTORY
TYPE OF ORGANIZATIONAL UNIT BY CLASS
NAVAL AIR FORCE, PACIFIC FLEET

TABLE 11

UNIT TYPE	TOTAL	CLASS OF AIRCRAFT													
		VF JET	VF PROP	VA JET	VA PROP	VS	VP	VW	VO	VR	VU	VT JET	VT PROP	H	Z
TOTAL	2543	733		531	198	94	177	53	26	131	47	156	82	315	
OPERATING	2132	535		444	184	76	173	45	26	116	41	142	77	273	
OPERATING POOLS	411	198		87	14	18	4	8		15	6	14	5	42	
FLEET COMBAT	1798	502		433	176	76	170	43	26	78		31	6	257	
USN	1223	327		299	176	76	170	43		28				104	
VF DAY	131	131													
VF AW	125	113		12											
VA JET	223	9		214											
VA PROP	111				111										
VA H	57			57											
VAW AEW	64				62	2									
VFAW	22	22													
GMGRU	21	21													
VQ ECM	9			6	3										
VCP PHOTO	41	31		10											
VS	74					74									
HS	52													52	
VP LAND	106						106								
VP SEA	64						64								
VW AEW WEA	17							16		1					
VW BARRIER	27							27							
HU	52													52	
VR TAC SUPP	27									27					
USMC	575	175		134					26	50		31	6	153	
MAW HEDRONS	55									15		31	4	5	
VMF	77	77													
VMF AW	73	73													
VMA	134			134											
VMCJ	25	25													
VMR	35									35					
HMR	132								3					129	
VMO	44								23				2	19	
DIR FLEET SUPP	328	33		11	8		3	2		35	40	111	69	16	
USN	291	33		11	8		3	2		31	39	87	63	14	
OPTEVFOR	18	3		11								2	2		
FASRON	37				1					3	1	10	22		
VU	75	28			7		2			1	21	5	8	3	
FERRY SQDRNS	2									2					
FLEET TRNG	86							2		4		68	12		
FLEET BASES	60	2					1			10	17	2	19	9	
CV & AV UTIL	13									11				2	
USMC	37									4	1	24	6	2	
FMF & FAHG	7									3		2	2		
VMT	20											20			
FLEET BASES	10									1	1	2	4	2	
IND FLEET SUPP	6									3	1		2		
ATT & MISS	6									3	1		2		
OPTL POOLS	411	198		87	14	18	4	8		15	6	14	5	42	
RFI	140	72		37	7	3				2	2	3	3	11	
NOT RFI	271	126		50	7	15	4	8		13	4	11	2	31	

[redacted]

DECLASSIFIED

MAN-CARRYING DRONES
COMMAND AND STATUS DISTRIBUTION BY MODEL

TABLE 12

MODEL	COMMAND						STATUS			
	GRAND TOTAL	LANT	PAC	NABS	RDT&E	BUWEPS	OPERATING	OPERAT'L. POOL	NON OPERAT'L. SUPPORT	RESERVE STOCK
TOTAL	295	13	7	26	28	221	74	-	81	140
F9F-6K2	2	-	-	1	-	1	1	-	1	-
F9F-6K2X	16	-	-	-	-	16	-	-	16	-
F9F-6K	129	13	7	14	20	75	54	-	3	72
F9F-6KX	118	-	-	-	-	118	-	-	61	57
F6F-5K	11	-	-	3	8	-	11	-	-	-
PBY-2K	19	-	-	8	-	11	8	-	-	11

AIRCRAFT ON LOAN TO NAVY

TABLE 13

MODEL	TOTAL	CUSTODIAN	LOCATION
TOTAL	14		
B-45A	1	Research, Development, Test & Evaluation	BWR, Kansas City
C-47D	1	Research, Development, Test & Evaluation	INM, Boston
F-101A	2	Research, Development, Test & Evaluation	BWR, Columbus
F-104A	1	Research, Development, Test & Evaluation	BWR, Columbus
H-23D	1	Research, Development, Test & Evaluation	BWR, Palo Alto
H-25A	1	Research, Development, Test & Evaluation	BWR, Morton
H-37A	2	Research, Development, Test & Evaluation	BWR, East Hartford
HU-1	1	Research, Development, Test & Evaluation	BWR, Fort Worth
JRF-5G	1	Research, Development, Test & Evaluation	BWR, Elmhurst
PBM-5G	1	Research, Development, Test & Evaluation	BWR, San Diego
RB-66A	1	Research, Development, Test & Evaluation	BWR, Inglewood
RB-66B	1	Research, Development, Test & Evaluation	BWR, Columbus