



**DEPARTMENT OF THE NAVY**  
FLEET LOGISTICS SUPPORT SQUADRON FOUR ZERO  
1035 BELLINGER BLVD  
NORFOLK, VA 23511-2298

5750  
Ser VRC40-00/175  
2 Jul 02

From: Commanding Officer, Fleet Logistics Support Squadron  
FOUR ZERO  
To: Director, Naval Historical Center, Washington Navy  
Yard, 805 Kidder Breese SE, Washington, DC  
20374-5060

Subj: 2001 COMMAND HISTORY

Ref: (a) OPNAVINST 5750.12G

Encl: (1) 2001 Command History  
(2) Biography and picture of the Commanding Officer  
(3) Monthly Operational Summaries for 2001  
(4) 3½" Disk

1. Per reference (a), enclosures (1) through (4) are submitted.

A handwritten signature in black ink, appearing to read "A. Alford", written over the printed name.

A. ALFORD

## VRC-40 2001 COMMAND HISTORY

### 1. Command Composition and Organization

a. Fleet Logistics Support Squadron FOUR ZERO (VRC-40), UICs 45592 and 09303, is assigned to the joint tasks of Carrier-Onboard-Delivery (COD) and Naval Special Warfare Support Service to the Navy's SECOND, FIFTH, and SIXTH Fleets. VRC-40 performs these missions in the C-2A(R) "Greyhound" Aircraft.

b. The Grumman C-2A carries the largest cargo payload of any fixed wing carrier aircraft and is the mainstay of the carrier battle group logistics support effort. The Greyhound's optimum fuel efficiency and range enable VRC-40 "Rawhides" to provide invaluable service to the vast SECOND, FIFTH, and SIXTH Fleet operating areas. VRC-40 directly affects the combat readiness of every Atlantic Fleet Carrier Battle Group, supporting up to six carriers at any given time. The Rawhides have a unique operating environment. VRC-40 operates 365 days a year whenever and wherever an Atlantic Fleet Battle Group is underway. The Rawhides do not deploy as a unit: instead, a two-plane, self-sustaining detachment is assigned to each deploying carrier battle group. The detachment operates embarked and from land-based sites, providing the battle group with flexible and expeditious delivery of high priority personnel, mail, and cargo. VRC-40 also supports all Atlantic Fleet Carriers in routine SECOND Fleet exercises.

c. The homeport of VRC-40 is Naval Station, Norfolk, Virginia.

d. VRC-40's Immediate Superior in Command is Commander, Airborne Early Warning Wing, U.S. Atlantic Fleet (COMAEWWINGLANT), also located at Naval Station, Norfolk, Virginia.

e. The Commanding Officer from January to 19 October was Commander William "Scott" Petrie. The Commanding Officer from 19 October to the present is Commander Andrew Alford.

f. Aircraft Assigned:

<u>SIDE NUMBER</u>	<u>TAIL NUMBER</u>	<u>DATE REPORTED TO VRC-40</u> (former custodian)
40	162166	JAN 94 (VAW-120)
41	162144	JUN 92 (VR-24)
42	162140	APR 94 (VAW-120)
43	162170	MAY 97 (VAW-120)
44	162158	NOV 01 (VAW-120)
45	162178	FEB (NAVPROBETH)
46	162152	JUL 87 (VAW-120) (TRFD TO VAW120 NOV 01)
47	162157	OCT 97 (VAW-120)
50	162160	JUN 87 (NAVPROBETH)
51	162169	JAN 01 (VAW-120) (TRFD TO VRC-30 JUL 01)
52	162143	NOV 92 (VR-24)
53	162145	MAR 93 (VR-24)
54	162174	JAN 93 (VR-24)
55	162177	JAN 96 (VAW-120) (TRFD TO VAW 120 JAN 01)
56	162159	APR 98 (VAW-120)
57	162172	JUL 98 (VAW-120)

2. Chronology of Events for CY 01

a. Operations:

Jan: Supported USS DWIGHT D EISENHOWER (CVN 69) and USS ENTERPRISE (CVN 65) in the Virginia Capes and Jacksonville Operating Areas (VCOA, JAXOA). Supported USS THEODORE ROOSEVELT (CVN 71) and USS GEORGE WASHINGTON (CVN 73) in the Virginia Capes Operating Areas (VCOA). Detachment I supported USS HARRY S TRUMAN (CVN 75) in the Persian Gulf. Eight Special Warfare hops were completed in support of U.S. Navy SEALs.

Feb: Supported USS DWIGHT D EISENHOWER (CVN 69) in the VCOA and JAXOA. Supported USS ENTERPRISE (CVN 65) and USS THEODORE ROOSEVELT (CVN 71) in the VCOA. Detachment III supported USS JOHN F KENNEDY (CV 67) in the Puerto Rico Operating Area (PROA). Detachment I supported USS HARRY S TRUMAN (CVN 75) in the Persian Gulf.

Mar: Supported USS THEODORE ROOSEVELT (CVN 71) in the VCOA. Supported USS JOHN F KENNEDY (CV 67) in the JAXOA. Detachment V supported USS ENTERPRISE (CVN 65) in the PROA. Detachment I supported USS HARRY S TRUMAN (CVN 75) in the Persian Gulf. Four Special Warfare hops were completed in support of U.S. Navy SEALs.

Apr: Supported USS THEODORE ROOSEVELT (CVN 71) in the VCOA. Detachment III supported USS JOHN F KENNEDY (CV 67) in the PROA. Detachment I supported USS HARRY S TRUMAN (CVN 75) in the Persian Gulf. Detachment V deployed with the USS ENTERPRISE (CVN 65). Five Special Warfare hops were completed in support of U.S. Navy SEALs.

May: Supported USS JOHN F KENNEDY (CV 67) and USS THEODORE ROOSEVELT (CVN 71) in the VCOA. Detachment V supported USS ENTERPRISE (CVN 65) in the Mediterranean. Detachment I returned with USS HARRY S TRUMAN (CVN 75) from the Persian Gulf. Thirteen Special Warfare hops were completed in support of U.S. Navy SEALs.

Jun: Supported USS JOHN F KENNEDY (CV 67) in the VCOA and JAXOA. Detachment II supported USS THEODORE ROOSEVELT (CVN 71) in the PROA. Detachment V supported USS ENTERPRISE (CVN 65) in the Mediterranean and North Atlantic. Three Special Warfare hops were completed in support of U.S. Navy SEALs.

Jul: Supported USS JOHN F KENNEDY (CV 67), USS THEODORE ROOSEVELT, and USS HARRY S TRUMAN in the VCOA and JAXOA. Detachment V supported USS ENTERPRISE (CVN 65) in the North Atlantic and Mediterranean.

Aug: Supported USS GEORGE WASHINGTON (CVN 73) and USS NIMITZ (CVN 68) in the VCOA. Detachment II supported USS THEODORE ROOSEVELT (CVN 71) in the PROA. Detachment V supported USS ENTERPRISE (CVN 65) in the Persian Gulf. One Special Warfare hop was completed in support of U.S. Navy SEALs.

Sep: Supported USS GEORGE WASHINGTON (CVN 73) in the VCOA. Detachment III supported USS JOHN F KENNEDY (CV 67) in the Puerto Rico Operating Area (PROA). Detachment II deployed with USS THEODORE ROOSEVELT (CVN 71). Detachment V supported USS ENTERPRISE (CVN 65) in the Persian Gulf and Arabian Sea. Four Special Warfare hops were completed in support of U.S. Navy SEALs.

Oct: Supported USS GEORGE WASHINGTON (CVN 73) in the VCOA and JAXOA. Detachment III supported USS JOHN F KENNEDY (CV 67) in the Puerto Rico Operating Area (PROA). Detachment II supported USS THEODORE ROOSEVELT (CVN 71) in the Mediterranean and Arabian Sea. Detachment V supported USS ENTERPRISE (CVN 65) in the Arabian Sea. Three Special Warfare hops were completed in support of U.S. Navy SEALs.

Nov: Supported USS GEORGE WASHINGTON (CVN 73) in the VCOA. Supported USS JOHN F KENNEDY (CV 67) in the JAXOA. Detachment II supported USS THEODORE ROOSEVELT (CVN 71) in the Arabian Sea. Detachment V returned from deployment with USS ENTERPRISE (CVN 65).

Dec: Supported USS GEORGE WASHINGTON (CVN 73) in the VCOA. Supported USS JOHN F KENNEDY (CV 67) in the JAXOA. Detachment II supported USS THEODORE ROOSEVELT (CVN 71) in the Arabian Sea.

b. AD1(AW/NAC) Cristwell was named the 2002 Shore Sailor of the Year for service performed in Calendar Year 2001.

c. AE1(AW) Thomas was named the 2002 Sea Sailor of the Year for service performed in Calendar Year 2001.

3. Narrative. The following was VRC-40's calendar year 2001 Battle "E" input.

**VRC-40  
CALENDAR YEAR 2001  
BATTLE EFFICIENCY "E" SUBMISSION**

1. Operational Achievements:

a. Flight Hours

(1) Total Hours Flown	4976.7
(2) Total Hours Flown Ashore/Percent of Total Hours:	1220.8/24.5%
(a) Day:	1132.0/22.8%
(b) Night:	88.8/1.8%
(c) Primary Mission:	611.8/12.3%
(3) Total Sorties Ashore:	621
(a) Day:	576
(b) Night:	45
(4) Total Embarked Hours/Percent of Total Hours:	3755.9/75.5%
(a) Day:	3420.0/68.7%/91.1%
(b) Night:	335.9/7.2%/9.5%
(c) Primary Mission:	3755.9/75.5%/100%
(5) Total Sorties Embarked:	2230
(a) Day:	2230
(b) Night:	0
(6) Utilization Rate Per Month/Average for Year:	
January	31.5
February	28.4
March	35.1
April	23.7
May	23.8
June	28.2
July	25.7
August	37.6
September	30.7
October	39.9
November	19.4
December	18.4
Overall	28.5

b. Shipboard Landings:

(1) Total Carrier Arrested Landings:	1089
(a) Day (#/%):	1089/100%
(b) Night (#/%):	N/A
(2) Boarding Rate (Day/Night/Overall):	97%/NA/97.0%
(3) Carrier Landing Grades:	3.4

c. OPTAR Management:

(1) Total Flight Hours Granted/Total Flight Hours Used/Percent Utilization: N/A

(2) Total Dollars Granted/Total Dollars Spent/Percent Utilization: 2,414,600/2,414,600/100.0%

2. Training Readiness:

a. Passenger/Cargo/Mail Data:

(1) Total Distinguished Visitor Transported:	3,367
(2) Total Passengers Transported:	20,694
(3) Total Cargo Transported (lbs):	2,538,594
(4) Total Mail Transported (lbs):	774,095

3. Weapons System Readiness:

a. Aircraft Material Readiness (FMC/MC/NMCM/NMCS):

January	78.5/81.6/14.0/4.4
February	49.6/67.4/19.4/13.2
March	34.7/59.7/28.4/11.9
April	55.5/71.3/18.1/10.6
May	62.2/66.8/22.0/11.2
June	68.9/71.3/15.1/13.6
July	57.8/60.9/26.8/12.3
August	62.4/66.5/19.2/14.3
September	45.9/57.1/33.2/9.7
October	45.4/49.4/44.6/6.0
November	72.1/72.1/18.4/9.5
December	***

b. Cannibalization Rate per 100 Flight Hours:

January	1.1
February	4.3
March	2.5
April	1.9
May	3.7
June	2.1

July	1.2
August	2.7
September	7.4
October	12.2
November	1.1
December	5.4

c. I-Level A-799 Rate Per 100 Removals for Cause:

January	5.7
February	2.7
March	1.6
April	4.8
May	3.8
June	2.2
July	5.6
August	4.4
September	1.1
October	1.9
November	4.3
December	1.3

d. SCIR Accuracy measured as the percent of MESM related discrepancies and cannibalization actions containing the proper EOC Code: 99.7%

e. Engines removed for FOD: 1

f. Average Number and Type Aircraft: 12 C-2A(R)

4. Personnel Readiness:

a. Retention Rate (Gross %): 72.2%

(1) First Term (Eligible/Not Eligible/Number Reenlisted)	18/10/9
(2) Second Term (Eligible/Not Eligible/Number Reenlisted)	12/0/8
(3) Third Term (Eligible/Not Eligible/Number Reenlisted)	9/0/9

b. Advancement (Eligible/Advanced/PNA): 206/60/146

E-4	
(1) Number Eligible TIS/TIR	44
(2) Number Taking Examination	44
(3) Number Not recommended	0
(4) Number Selected	31
(5) Number PNA	13
(6) Number Failed	0

E-5		
(1) Number Eligible TIS/TIR		94
(2) Number Taking Examination		94
(3) Number Not recommended		0
(4) Number Selected		21
(5) Number PNA		73
(6) Number Failed		2
E-6		
(1) Number Eligible TIS/TIR		68
(2) Number Taking Examination		67
(3) Number Not recommended		0
(4) Number Selected		8
(5) Number PNA		60
(6) Number Failed		1

5. Combat Readiness Inspections and Exercises:

a. Inspection Results

(1) Command Inspection: N/A

(2) Material Condition Inspection: 5 Inspections - Passed/Satisfactory

(3) Corrosion Control: N/A

(4) NATOPS Evaluation: N/A

(5) Aviation Maintenance Evaluation: Wing AMMT - Passed Satisfactory

b. Major Exercises/Special Operations:

USS HARRY S TRUMAN	Med Sea/Persian Gulf Deployment	01 Jan-24 May
USS ENTERPRISE	COMPTUEX	17 Jan-02 Feb
USS ENTERPRISE	JTFEX	27 Feb-27 Mar
Red Devils	Paradrop Support	26 Apr-28 Apr
SEAL Team	Paradrop/CRRC Support	14 May-18 May
USS ENTERPRISE	N Atlantic/Med Sea/Persian Gulf/N Arabian Sea Deployment/Enduring Freedom	21 Jun-21 Dec
USS THEODORE ROOSEVELT	COMPTUEX	31 May-02 Jul



Key West FCLPs	FCLPs	05 Jul-08 Jul
USS THEODORE ROOSEVELT	JTFEX	01 Aug-20 Aug
USS THEODORE ROOSEVELT	Med Sea/N Arabian	19 Sep-31 Dec
	Sea Deployment/Enduring Freedom	

6. Achievements in Aviation Safety:

a. ALPHA F/FR/AG Mishaps	0/0/0
b. BRAVO F/FR/AG Mishaps	0/0/0
c. Hazard Reports Submitted	15
d. NATOPS Changes Submitted	2

7. General Contributions to the VRC Community: VRC-40 continued to lead in the effort toward improving the aging C-2A(R) airframe by providing platforms and top rate personnel for the operational testing of the latest avionics upgrades. The RAWHIDE team facilitated the rapid and timely installation of ICAO mandated radio and navigation equipment, specifically, the incorporation of the VIR-31A, which satisfied FM Immunity requirements for VHF navigation, allowing the COD fleet to continue their unique mission around the globe. The installation of this system was completed just weeks before the USS ENTERPRISE Battle group set sail for its North Atlantic, Mediterranean, and Persian Gulf deployment, assuring the COD's ability to support the carrier from the entire European theater.

VRC-40 completed another community first by implementing and completing the first six-month operational deployment with the Carrier Aircraft Inertial Navigation System (CAINS) upgrade. This deployment provided long-term CAINS system reliability data for analysis and fleet utilization. This new system enhanced the operational readiness of the COD assets and therefore enabled the detachment to provide more reliable service to the fleet. Additionally, the squadron began the operational test and evaluation of the ARC-210 radio suite, Dual Fire Warning Element system, TCAS, and TAWS systems for the C-2A(R) community. These upgrades are undergoing a comprehensive operational evaluation by fleet experienced aviators and maintainers ensuring compatibility with existing Greyhound systems and procedures.

Despite critical manning shortfalls, VRC-40 once again epitomized the philosophy of "working smarter, not harder." The demand for COD services increased substantially in the first half of CY 2001 and nearly tripled during the latter half as COD detachments responded to the increased OPTEMPO in support of Operations Enduring Freedom and Noble Eagle. While the operational demands increased, time for dedicated training decreased. In spite of the decrease in time for dedicated training, VRC-40 managed to improve their training and readiness rating from T3 to T2. This increase in training readiness was due to more efficient scheduling, combining training events and a comprehensive systematic utilization of the SHARP software application program.

Operations from foreign airfields were expanded to a new level this year. A RAWHIDE C-2 operating out of RAF Northolt airfield in the United Kingdom was a first. During a month long Joint Military Campaign exercise in the Northern Atlantic, Detachment Five efficiently completed missions and reduced

flight hours and landings on the airframe by operating from RAF Kinloss in Northern Scotland. Additionally, VRC-40 aircraft also utilized fields in Tunisia, Sardinia, Corsica and Israel. During the early part of Operation ENDURING FREEDOM, a Det Two COD was sent to Pakistan to deliver vital aircraft parts to rescue a downed CAG-11 asset. In all, CY 2001 presented the RAWHIDE team with many challenges, of which, all were vigorously met with the positive "can do" attitude that exemplifies the squadron's resourcefulness and dedication to mission accomplishment.

8. Additional Squadron Remarks:

a. Squadron Awards:

Battle 'E' 2000  
Safety 'S' 2000

b. Individual Awards:

Flag Letters of Commendation:	4
Navy Achievement Medals:	48
Navy Commendation Medals:	20
Meritorious Service Medal:	1
2001 Lloyd Barker Memorial Award	LT Clyde Holmes
2001 Greyhound of the Year	LT John Langis

9. CO's Remarks:

The Rawhides of VRC-40 have consistently excelled in the important role of supporting Atlantic Fleet carriers. As the tragic events of September 11 had a dramatic impact on the nation, VRC-40 responded to the increased tasking of the command authority with pride and determination. The extraordinary skill and resolute attitude of the men and women of VRC-40 were abundantly evident as the nation prepared for the war against terrorism. Logistics support became even more important as deployed aircraft carriers were called upon to support the Afghanistan campaign. Detachments Five and Two experienced a significant increase in their operational tempo. Their hard work and professionalism was evident in the unsurpassed logistics support of the USS ENTERPRISE and USS THEODORE ROOSEVELT Battle Groups enabling them to maintain peak operational readiness and to deliver munitions on time and on target. There is simply no other logistics squadron in the Atlantic Fleet that more directly affects combat readiness. By rising to the diversity of challenges placed on them throughout CY 2001, the RAWHIDES kept the steady supply of high priority parts and essential people moving to the carriers and their Air Wings. VRC 40 achieved an astonishing sortie completion rate, even when heavily tasked supporting multiple CVN's engaged in national defense. Additionally, as a tool for public relations and power projection, RAWHIDE aircrews were the first and universally outstanding impression of the U.S. Navy to leaders and dignitaries throughout the world.

The exceptional morale and motivation of RAWHIDE Sailors manifested itself in the near flawless mission completion rates and remarkable appearance of its aircraft. This was a true testament to the men and women of VRC-40; truly front runners of the Navy, performing one of the most critical of all missions. The safe movement of our Sailors and distinguished visitors has to be, by its nature, a "zero defect" program, and the RAWHIDE professionals consistently succeeded in this endeavor. It's because of the sheer will and pride of the RAWHIDE team that the C-2A(R) aircraft, despite their age, are maintained to the highest standards of material condition and safety. Their extreme efforts and sacrifices merits the recognition as winners of the coveted 2001 Battle Efficiency award.



**DEPARTMENT OF THE NAVY**  
FLEET LOGISTICS SUPPORT SQUADRON FOUR ZERO  
1035 BELLINGER BLVD  
NORFOLK, VA 23511-2298

3710  
Ser VRC40-00/044  
5 Feb 01

From: Commanding Officer, Fleet Logistics Support Squadron  
FOUR ZERO  
To: Commander, Airborne Early Warning Wing,  
U.S. Atlantic Fleet

Subj: VRC-40 MONTHLY OPERATIONAL SUMMARY FOR JANUARY 2001

1. Squadron Totals:

<u>HOURS</u>	<u>SORTIES</u>	<u>CV LANDINGS</u>
383.9	234	114

2. Logistics Data:

<u>SHIP/UNIT SUPPORTED</u>	<u>HOURS/SORTIES/</u>	<u>PAX/DV'S/</u>	<u>MAIL/</u>	<u>CARGO</u>
VRC-40	113.7 51	5 0	0	120
SPEC WARFARE	12.5 8	111 0	0	0
USS EISENHOWER	67.4 30	173 67	450	14,350
USS ROOSEVELT	11.2 8	61 25	700	2,700
USS ENTERPRISE	71.8 50	205 164	3,700	22,170
USS WASHINGTON	10.0 4	8 4	50	400
USS TRUMAN	97.3 83	706 108	49,112	103,930
<b>TOTALS</b>	<b>383.9 234</b>	<b>1,269 368</b>	<b>54,012</b>	<b>143,670</b>

3. Additional Unscheduled Requirements:

None.

4. Point to Point Logistics Flights:

<u>SHIP/UNIT SUPPORTED</u>	<u>DATE</u>	<u>ROUTE</u>	<u>APPROVED BY</u>
USS WASHINGTON	29	KNRB-KFLL/KFLL-KNGU	CNAL
USS EISENHOWER	24	KNGU-KNIP	CNAL
	26	KNGU-KNIP	CNAL
	27	KNIP-KNGU/KNPA-KNGU	CNAL
	28	KNGU-KOPF/KNGU-KNPA	CNAL
		KNPA-KNGU	
USS ENTERPRISE	20	KNGU-KNPA	CNAL
	21	KNGU-KNPA	CNAL
	23	KNPA-KMCF	CNAL
	24	KNPA-KVPS/KMCF-KNPA	CNAL
		KVPS-KNPA	
	25	KNPA-KVPS-KNPA	CNAL

Encl: (3)

Subj: VRC-40 MONTHLY OPERATIONAL SUMMARY FOR JANUARY 2001

USS TRUMAN	5	OKBK-OBBI	CCDG-2
	6	OMFJ-OBBI	CCDG-2
	8	OKAS-OBBI	CCDG-2
	11	OEKJ-OBBI	CCDG-2
	22	OEKJ-OBBI	CCDG-2
	23	OEKJ-OBBI	CCDG-2

5. Ship data:

<u>SHIP</u>	<u>DAYS AT SEA</u>	<u>DAYS RECEIVING COD SERVICES</u>
USS EISENHOWER	10	5
USS ENTERPRISE	14	12
USS ROOSEVELT	10	6
USS WASHINGTON	10	1
USS TRUMAN	31	21

6. Projected February Operations:

<u>SHIP</u>	<u>DAYS AT SEA</u>	<u>COD DAYS</u>	<u>OP AREA</u>
USS EISENHOWER	20	13	VCOA/JAXOA
USS KENNEDY	24	21	JAXOA/PROA
USS ENTERPRISE	2	1	VCOA
USS ROOSEVELT	7	7	VCOA

  
W. S. PETRIE

Copy to:  
COMNAVAIRLANT (N32/34)  
VRC-40 OPERATIONS



**DEPARTMENT OF THE NAVY**  
FLEET LOGISTICS SUPPORT SQUADRON FOUR ZERO  
1035 BELLINGER BLVD  
NORFOLK, VA 23511-2298

3710  
Ser VRC40-00/069  
1 Mar 01

From: Commanding Officer, Fleet Logistics Support Squadron  
FOUR ZERO  
To: Commander, Airborne Early Warning Wing,  
U.S. Atlantic Fleet  
Subj: VRC-40 MONTHLY OPERATIONAL SUMMARY FOR FEBRUARY 2001

1. Squadron Totals:

<u>HOURS</u>	<u>SORTIES</u>	<u>CV LANDINGS</u>
381.9	263	113

2. Logistics Data:

<u>SHIP/UNIT SUPPORTED</u>	<u>HOURS/SORTIES/</u>	<u>PAX/DV'S/</u>	<u>MAIL/</u>	<u>CARGO</u>
VRC-40	83.8	46	12 0	0 120
SPEC WARFARE	0.0	0	0 0	0 0
USS EISENHOWER	67.3	42	305 110	1,900 22,085
USS ENTERPRISE	9.4	8	16 13	500 2,700
USS KENNEDY	77.0	55	563 12	16,658 36,405
USS ROOSEVELT	20.3	19	229 46	1,045 10,890
USS TRUMAN	124.1	93	799 174	58,426 112,953
<b>TOTALS</b>	<b>381.9</b>	<b>263</b>	<b>1,924 355</b>	<b>78,529 185,153</b>

3. Additional Unscheduled Requirements:

None.

4. Point to Point Logistics Flights:

<u>SHIP/UNIT SUPPORTED</u>	<u>DATE</u>	<u>ROUTE</u>	<u>APPROVED BY</u>
USS KENNEDY	6	KNRB-KNGU	CNAL
	8	KNGU-KCOF/KCOF-KNGU	CNAL
	12	TJNR-TNCM-TIST-TJNR	CNAL
	13	TNCM-TJNR	CNAL
	14	TNCM-TJNR	CNAL
	17	TJNR-TNCM	CNAL
	18	TNCM-TJNR-KCOF-KNGU/TJNR-KCOF-KNGU	CNAL
USS EISENHOWER	20	KNGU-KNIP	CNAL
	22	KNIP-KNGU	CNAL
USS TRUMAN	1	OKBK-OBBI X2	CCDG-2
	2	OKBK-OBBI	CCDG-2
	7	OKBK-OBBI	CCDG-2
	13	OBBI-OJ2X-OBBI	CCDG-2
	21	OBBI-OEDR-OBBI	CCDG-2
	26	OKBK-OBBI	CCDG-2

Subj: VRC-40 MONTHLY OPERATIONAL SUMMARY FOR FEBRUARY 2001

5. Ship data:

<u>SHIP</u>	<u>DAYS AT SEA</u>	<u>DAYS RECEIVING COD SERVICES</u>
USS EISENHOWER	13	9
USS ENTERPRISE	4	2
USS KENNEDY	15	13
USS ROOSEVELT	4	4
USS TRUMAN	28	23

6. Projected December Operations:

<u>SHIP</u>	<u>DAYS AT SEA</u>	<u>COD DAYS</u>	<u>OP AREA</u>
USS ENTERPRISE	27	27	CPOA/PROA
USS KENNEDY	4	3	CPOA/JAXOA
USS ROOSEVELT	17	17	VCOA
USS TRUMAN	31	31	5 <sup>th</sup> FLEET

  
W. S. PETRIE

Copy to:  
COMNAVAIRLANT (N32/34)  
VRC-40 OPERATIONS

NON-LOGISTICS DATA SUMMARY FEBRUARY 2001

DATE	FCLP				FCF		NATOPS CHECK		INSTRUMENT CHECK				SPEC-WAR				OTHER					TYPE MISSION	
	SORTIES		HOURS		SORTS	HRS	SORTS	HRS	SORTIES		HOURS		SORTIES	HOURS	CARGO	JUMPERS	SORTIES		HOURS		TRAPS		
	DAY	NIGHT	DAY	NIGHT					DAY	NIGHT	DAY	NIGHT					DAY	NIGHT	DAY	NIGHT			DAY
1					1	3.0											1	0	0.8	0.0	0	CONFIDENCE COMP	
2	1		1.0														1	0	1.5	0.0	0	FCF 2	
3																							
4																	1		1.6			FCF-3X	
5	2	0	6.9	0.0																			
6	2	0	6.3	0.0	1	0.8																	
7					1	0.8											3	0	7.1	0.0	0	CTPC-2 / FORM 2 x 2	
8					1	0.8			2	0	5.1	0.0											
9																							
10					1	0.6																	
11																							
12	1		3.6		2	0.9											1		2.5			INST REF	
13																							
14	1	0	1.1	0.0													2	0	6.1	0.0	0	NPA RESCUE MISSION	
15	3	0	6.7	0.0	1	0.3																	
16																	1	0	1.9	0.0	0	INST TRNR	
17																							
18																							
19																							
20	1	0	0.2	0.0	1	0.4																	
21	1	0	1.5	0.0																			
22					1	1.0											1	0	2.5	0.0	0	RO2N MAXWELL AL	
23							1	2.0									1	0	2.4	0.0	0	FAM FLT	
24																	1	0	2.5	0.0	0	MAXWELL AL RTN	
25					1	1.0																	
26	1		3.0		1	0.7			2		4.1						1		1.3			fcf-3x	
27							1	1.0															
28					1	0.8																	
TOTALS	13	0	30.3	0.0	13	11.1	2	3.0	4	0	9.2	0.0	0	0	0.0	0.0	0	0	14	0	30.2	0.0	0

NON SPEC-WAR				
MONTH TOTALS	SORTIES		HOURS	
	DAY	NIGHT	DAY	NIGHT
	46	0	83.8	0.0

SPEC-WAR				
MONTH TOTALS	SORTIES		HOURS	
	DAY	NIGHT	DAY	NIGHT
	0	0	0.0	0.0

USS DWIGHT EISENHOWER

DATE	EMBARKED		LANDINGS					LOGISTICS				
	DAY	NIGHT	HOURS	TRAPS	T/G	BOLTER	DIRT-DIRT	ROUTE / REMARKS	PAX	DV	MAIL	CARGO
1												
2												
3												
4												
5												
6												
7												
8												
9												
10												
11												
12												
13												
14												
15												
16												
17	2	0	14	0.0	1	0	0	0	0	10	150	500
18	4	0	5.3	0.0	3	0	0	0	6	24	50	1400
19	5	1	9.3	0.6	6	0	0	0	12	15	100	1400
20	7	0	11.0	0.0	3	0	0	0	111	2	250	6350
21	4	0	9.2	0.0	2	0	0	0	47	18	500	3025
22	4	1	8.5	1.0	2	0	0	0	26	23	300	2,000
23	7	2	13.8	1.8	4	0	0	0	86	9	350	5210
24	2	0	2.4	0.0	1	0	0	0	4	4	100	300
25	2	1	2.5	0.5	1	0	0	0	13	5	100	1900
26												
27												
28												
TOTAL	37	5	63.4	3.9	23	0	0	0	2	305	110	22085

BOARDING RATE

100%



USS ENTERPRISE

DATE	EMBARKED				LANDINGS				LOGISTICS			
	SORTIES		HOURS		BOLTER		DIRT-DIRT		PAX	DV	MAIL	CARGO
	DAY	NIGHT	DAY	NIGHT	T/G	TRAPS	ROUTE / REMARKS					
1												
2												
3												
4												
5												
6												
7												
8												
9												
10												
11												
12												
13												
14												
15												
16												
17												
18												
19												
20												
21												
22												
23												
24												
25												
26												
27	3	1	4.4	1.0								
28	4		4.0									
TOTAL	7	1	8.4	1.0	0	0	0	0	16	13	500	2700
									16	13	500	2700
										100%		

FEBRUARY 2001

USS JOHN KENNEDY

DATE	EMBARKED				LANDINGS					LOGISTICS			
	SORTIES		HOURS		TRAPS	T/G	BOLTER	DIRT-DIRT	ROUTE / REMARKS	PAX	DV	MAIL	CARGO
	DAY	NIGHT	DAY	NIGHT									
1													
2													
3													
4													
5													
6	2	1	4.7	1.0	1	0	0	1	KNRB - KNGU	18	9	0	1430
7													
8	5	1	10.6	4.0	1	0	0	2	KNGU-KCOF/KCOF-TJNR	49	2	300	6500
9	1	1	2.3	0.3	1	0	0	0		11	1	400	400
10	3	0	3.4	0.0	1	0	0	0		43	0	1400	2100
11	3	0	2.4	0.0	1	0	0	0		9	0	150	350
12	5	0	4.1	0.0	1	0	0	3	TJNR-TNCM-TIST-TJNR	122	0	7000	0
13	2	1	1.8	1.0	1	0	0	1	TNCM-TJNR	34	0	650	3950
14													
15	5	1	4.8	0.3	2	0	0	1	TNCM-TJNR	81	0	3200	3800
16	3	1	3.5	0.2	2	0	0	0		53	0	700	3800
17	5	0	5.4	0.0	2	0	0	1	TJNR-TNCM	15	0	0	925
18	8	2	17.3	2.5	7	0	0	5	tncm-tjnr-kcof-kngu/tjnr-kcof-kngu	93	0	200	11800
19													
20													
21													
22													
23													
24													
25													
26													
27	2	0	3.3	0.0	1	0	0	0		26	0	2508	0
28	3		4.1		2					9		150	1350
TOTAL	47	8	67.7	9.3	23	0	0	14		563	12	16658	36405
									BOARDING RATE		100%		

USS THEODORE ROOSEVELT

DATE	EMBARKED				LANDINGS								LOGISTICS			
	SORTIES		HOURS		TRAPS	T/G	BOLTER	DIRT-DIRT	ROUTE / REMARKS	PAX	DV	MAIL	CARGO			
	DAY	NIGHT	DAY	NIGHT										DV	MAIL	CARGO
1	4	0	4.7	0.0	2	0	0	0		48	16	460	1890			
2	3	1	4.0	0.3	5	0	0	0		63	17	435	4250			
3	6	1	7.4	0.1	10	0	0	0		66	13	150	2250			
4	4	0	3.8	0.0	2	0	0	0		52	0	0	2500			
5																
6																
7																
8																
9																
10																
11																
12																
13																
14																
15																
16																
17																
18																
19																
20																
21																
22																
23																
24																
25																
26																
27																
28																
TOTAL	17	2	19.9	0.4	19	0	0	0		229	46	1045	10890			
									BOARDING RATE		100%					

Det One Logistics Summary February 2001

USS HARRY S TRUMAN														DET ONE				FEBRUARY 2001			
DATE	EMBARKED				LANDINGS						LOGISTICS										
	SORTIES		HOURS		TRAPS	T/G	BOL	DIRT	DIRT	ROUTE	PAX	DV	MAIL	CARGO							
	DAY	NIGHT	DAY	NIGHT																	
1	7	1	9.1	0.5	2			2		OKBK-OBBI-HST-OBBI X 2	82	2	3000	9740							
2	6		6.8		2			1		HST-OKBK-OBBI	37		2800	15490							
3	4		4.7		2					HST-OBBI	2	17	6050	2030							
4										FCF-3X											
5	2		2.7		1					HST-OBBI	25		3100	4700							
6										NO FLY											
7	8	1	10.4	0.5	3			1		OKBK-HST-OBBI-HST-OKBK-OBBI	51	37	8300	3800							
8	4		5.1		2					HST-OBBI	28		7446	5873							
9	2		2.8		1					HST-OBBI	13		1900	1300							
10	4		5.7		2					HST-OBBI	16		4000	4140							
11	3	1	4.6	0.3	2					HST-OBBI	18	6	2480	7160							
12	4		7.2		2					FCF-B/OKBK-HST-OBBI	18	6	700	6000							
13	2		8.1					2		OBBI-OJ2X (JORDAN)-OBBI				100							
14										NO FLY											
15	3	1	4.5	0.7	2					HST-OBBI	63	9	1100	4550							
16	4		4.9		2					HST-OBBI	45	1	1900	5200							
17	4		5.1		2					HST-OBBI	26		3500	6650							
18	4		5.3		2					HST-OBBI	30	4	4500	6000							
19	2		1.6		1					HST-OBBI	28	3	300	1250							
20										NO FLY											
21	1	1	4.1	0.3				2		OBBI-OEDR-OBBI	52			2600							
22	3	1	4.5	0.7	2					HST-OBBI X 2	84	8	2350	5100							
23	2		2.5		1					HST-OBBI	29		200	3000							
24	2		2.5		1					HST-OBBI	25	24		2900							
25	4		4.4		2					FCF-B/HST-OBBI	31		4000	6100							
26	7	1	6.3	2.6	2			1		OKBK-HST-OKBK-OBBI	30	57	400	5500							
27	4		5.6		2					HST-OBBI	66		400	3770							
28										NO FLY											
TOTAL	86	7	118.5	5.6	38	0	0	9		BOARDING RATE	799	174	58426	112953							
												100%									



**DEPARTMENT OF THE NAVY**  
 FLEET LOGISTICS SUPPORT SQUADRON FOUR ZERO  
 1035 BELLINGER BLVD  
 NORFOLK, VA 23511-2298

3710  
 Ser VRC40-00/ 110  
 2 Apr 01

From: Commanding Officer, Fleet Logistics Support Squadron  
 FOUR ZERO  
 To: Commander, Airborne Early Warning Wing,  
 U.S. Atlantic Fleet  
 Subj: VRC-40 MONTHLY OPERATIONAL SUMMARY FOR MARCH 2001

1. Squadron Totals:

<u>HOURS</u>	<u>SORTIES</u>	<u>CV LANDINGS</u>
423.6	271	96

2. Logistics Data:

<u>SHIP/UNIT SUPPORTED</u>	<u>HOURS/SORTIES/</u>	<u>PAX/DV'S/</u>	<u>MAIL/</u>	<u>CARGO</u>
VRC-40	86.8 50	18 0	0	1,220
SPEC WARFARE	5.1 4	32 0	0	200
USS KENNEDY	3.5 4	42 0	0	4,350
USS ENTERPRISE	173.0 93	836 177	21,194	135,546
USS ROOSEVELT	53.4 38	343 103	2,585	39,640
USS TRUMAN	101.8 82	493 103	53,840	100,240
<b>TOTALS</b>	<b>423.6 271</b>	<b>1,764 383</b>	<b>77,619</b>	<b>281,196</b>

3. Additional Unscheduled Requirements:

None.

4. Point to Point Logistics Flights:

<u>SHIP/UNIT SUPPORTED</u>	<u>DATE</u>	<u>ROUTE</u>	<u>APPROVED BY</u>
USS ENTERPRISE	7	KNGU-KNIP	CCDG-12
	9	KNGU-KNIP	CCDG-12
	11	KNGU-KCOF-TJNR	CCDG-12
	16	TJNR-KCOF-KNGU	CCDG-12
	23	KNGU-KHST-KNGU	CCDG-12
USS TRUMAN	10	OKAJ-OBBI	CCDG-2
	16	OBBI-OTBD-OBBI	CCDG-2
	17	OKBK-OBBI	CCDG-2
	19	OBBI-OKBK/OKBK-OBBI	CCDG-2
	20	OBBI-OKBK	CCDG-2
	22	OBBI-OOMS	CCDG-2
	23	OOMS-OBBI	CCDG-2
	26	OKBK-OBBI	CCDG-2


Subj: VRC-40 MONTHLY OPERATIONAL SUMMARY FOR MARCH 2001

5. Ship data:

<u>SHIP</u>	<u>DAYS AT SEA</u>	<u>DAYS RECEIVING COD SERVICES</u>
USS ENTERPRISE	27	21
USS KENNEDY	8	1
USS ROOSEVELT	17	12
USS TRUMAN	31	20

6. Projected April Operations:

<u>SHIP</u>	<u>DAYS AT SEA</u>	<u>COD DAYS</u>	<u>OP AREA</u>
USS EISENHOWER	6	6	VCOA
USS KENNEDY	15	13	VCOA/PROA
USS ROOSEVELT	10	10	VCOA
USS TRUMAN	30	30	GULF/MED

  
W. S. PETRIE

Copy to:  
COMNAVAIRLANT (N32/34)  
VRC-40 OPERATIONS



DEPARTMENT OF THE NAVY  
FLEET LOGISTICS SUPPORT SQUADRON FOUR ZERO  
1035 BELLINGER BLVD  
NORFOLK, VA 23511-2298

3710  
Ser VRC40-00/154  
9 May 01

From: Commanding Officer, Fleet Logistics Support Squadron  
FOUR ZERO  
To: Commander, Airborne Early Warning Wing, U.S. Atlantic  
Fleet

Subj: VRC-40 MONTHLY OPERATIONAL SUMMARY FOR APRIL 2001

1. Squadron Totals:

<u>HOURS</u>	<u>SORTIES</u>	<u>CV LANDINGS</u>
340.0	216	106

2. Logistics Data:

<u>SHIP/UNIT SUPPORTED</u>	<u>HOURS/SORTIES/</u>	<u>PAX/DV'S/</u>	<u>MAIL/</u>	<u>CARGO</u>
VRC-40	70.7 39	12 0	0	1,020
SPEC WARFARE	21.5 5	106 0	0	400
USS ENTERPRISE	31.5 23	81 32	820	14,325
USS KENNEDY	57.9 32	167 27	3,146	17,825
USS ROOSEVELT	72.0 52	505 232	1,535	27,025
USS TRUMAN	86.4 65	537 132	61,510	75,320
<b>TOTALS</b>	<b>340.0 216</b>	<b>1,408 423</b>	<b>67,011</b>	<b>135,915</b>

3. Additional Unscheduled Requirements:

None.

4. Point to Point Logistics Flights:

<u>SHIP/UNIT SUPPORTED</u>	<u>DATE</u>	<u>ROUTE</u>	<u>APPROVED BY</u>
USS ENTERPRISE	10	KNGU-KNIP	CNAL
	11	KNIP-KNGU	CNAL
USS KENNEDY	18	KNIP-KNGU	CNAL
	20	KNGU-KCOF-TJNR X2	CNAL
	30	TJNR-KHST-KNGU	CNAL
USS TRUMAN	22	OBBI-OKBK/OKBK-OBBI	CCDG-2
	26	OOH-OBBI	CCDG-2


Subj: VRC-40 MONTHLY OPERATIONAL SUMMARY FOR APRIL 2001

5. Ship data:

<u>SHIP</u>	<u>DAYS AT SEA</u>	<u>DAYS RECEIVING COD SERVICES</u>
USS ENTERPRISE	6	5
USS KENNEDY	14	10
USS ROOSEVELT	10	10
USS TRUMAN	30	18

6. Projected May Operations:

<u>SHIP</u>	<u>DAYS AT SEA</u>	<u>COD DAYS</u>	<u>OP AREA</u>
USS ENTERPRISE	31	31	MED/GULF
USS KENNEDY	14	13	VCOA
USS ROOSEVELT	1	1	VCOA
USS TRUMAN	24	12	TRANSIT

  
W. S. PETRIE

Copy to:  
COMNAVAIRLANT (N32/34)  
VRC-40 OPERATIONS





DEPARTMENT OF THE NAVY  
FLEET LOGISTICS SUPPORT SQUADRON FOUR ZERO  
1035 BELLINGER BLVD  
NORFOLK, VA 23511-2298

3710  
Ser VRC40-00/ 170  
6 June 01

From: Commanding Officer, Fleet Logistics Support Squadron  
FOUR ZERO  
To: Commander, Airborne Early Warning Wing,  
U.S. Atlantic Fleet  
Subj: VRC-40 MONTHLY OPERATIONAL SUMMARY FOR MAY 2001

1. Squadron Totals:

<u>HOURS</u>	<u>SORTIES</u>	<u>CV LANDINGS</u>
410.4	218	56

2. Logistics Data:

<u>SHIP/UNIT SUPPORTED</u>	<u>HOURS/SORTIES/</u>	<u>PAX/DV'S/</u>	<u>MAIL/</u>	<u>CARGO</u>
VRC-40	84.9 42	0 0	0	900
SPEC WARFARE	15.4 13	123 0	0	4,300
VAW-120	31.4 12	0 0	0	0
USS ROOSEVELT	4.4 4	4 0	0	0
USS ENTERPRISE	145.0 83	527 144	23,651	92,778
USS KENNEDY	52.6 34	172 27	2,440	11,760
USS TRUMAN	76.7 30	344 6	13,950	56,472
<u>TOTALS</u>	<u>410.4 218</u>	<u>1,170 177</u>	<u>40,041</u>	<u>166,210</u>

3. Additional Unscheduled Requirements:

None.

4. Point to Point Logistics Flights:

<u>SHIP/UNIT SUPPORTED</u>	<u>DATE</u>	<u>ROUTE</u>	<u>APPROVED BY</u>
USS ENTERPRISE	6	LERT-LEPA-LERT	CCDG-12
	8	LEPA-LERT	CCDG-12
	10	LERT-LEPA X 2	CCDG-12
	15	LXGB-LEPA	CCDG-12
	16	LEPA-LICZ X 2	CCDG-12
	17	LICZ-DTTA-LICZ/ LICZ-DTTA-LIRN-LICZ	CCDG-12
	20	LICZ-LFTH/LFKS-LICZ LICZ-DTTB/LFKS-LICZ	CCDG-12
	21	LICZ-LIRA X 2 LIRN-LICZ	CCDG-12
	22	LIRA-LICZ	CCDG-12
	23	LICZ-LFTH/LFTH-LICZ	CCDG-12
	29	LICZ-LFKS X 2	CCDG-12
	30	LIRA-LICZ/LICZ-LIRA	CCDG-12
	31	LIRN-LICZ	CCDG-12

Subj: VRC-40 MONTHLY OPERATIONAL SUMMARY FOR MAY 2001

USS TRUMAN	1	OBBI-OERK	CCDG-2
	2	OBBI-OERK-HEGN-LGSA	CCDG-2
	4	LGRP-LGSA	CCDG-2
	6	LGSA-LICZ	CCDG-2
	10	LICZ-LGRP-LICZ	CCDG-2
USS KENNEDY	10	KWAL-KNGU	CNAL
	16	KNGU-KNRB	CNAL
	17	KNRB-KNGU	CNAL
	22	KNGU-KTEB	CNAL

5. Ship data:

<u>SHIP</u>	<u>DAYS AT SEA</u>	<u>DAYS RECEIVING COD SERVICES</u>
USS ENTERPRISE	31	16
USS KENNEDY	14	8
USS ROOSEVELT	1	1
USS TRUMAN	23	5

6. Projected June Operations:

<u>SHIP</u>	<u>DAYS AT SEA</u>	<u>COD DAYS</u>	<u>OP AREA</u>
USS KENNEDY	11	10	VCOA/CPOA/JAXOA
USS ROOSEVELT	30	30	VCOA/PROA
USS ENTERPRISE	30	30	MED

  
A. ALFORD  
Acting

Copy to:  
COMNAVAIRLANT (N32/34)  
VRC-40 OPERATIONS

NON-LOGISTICS DATA SUMMARY MAY 2001

DATE	FCFP				FCF		NATOPS CHECK				INSTRUMENT CHECK				SPEC-WAR				OTHER				TYPE MISSION							
	SORTIES		HOURS		SORTS	HRS	SORTIES		HOURS		SORTIES		HOURS		SORTIES		HOURS		SORTIES		HOURS									
	DAY	NIGHT	DAY	NIGHT			DAY	NIGHT	DAY	NIGHT	DAY	NIGHT	DAY	NIGHT	DAY	NIGHT	DAY	NIGHT	DAY	NIGHT	DAY	NIGHT		DAY	NIGHT					
1					1	26																								
2	1	00	32	00	1	13																								
3																														
4	2	0	58	00	1	21																								
5																														
6																														
7					2	47																								
8					1	10																								
9					1	25																								
10																														
11																														
12																														
13					3	30																								
14					1	20																								
15	1	0	14	00	1	20			1	0	28	00																		
16	1	0	25	00																										
17					2	18																								
18																														
19																														
20																														
21	1	0	22	00																										
22																														
23	1	0	38	00	3	43																								
24					2	18																								
25																														
26																														
27																														
28																														
29					1	25																								
30	1	0	40	00	2	54																								
31					1	25																								
TOTALS	8	0	229	00	20	325	5	120	1	0	28	00	9	4	111	43	0	123	16	4	391	70	0	0	0	0	0	0	0	0

NON SPEC-WAR				SPEC-WAR			
MONTH TOTALS		SPEC-WAR		MONTH TOTALS		SPEC-WAR	
DAY	NIGHT	DAY	NIGHT	DAY	NIGHT	DAY	NIGHT
9	4	111	43	9	4	111	43

NON SPEC-WAR				SPEC-WAR			
MONTH TOTALS		SPEC-WAR		MONTH TOTALS		SPEC-WAR	
DAY	NIGHT	DAY	NIGHT	DAY	NIGHT	DAY	NIGHT
50	4	1093	70	50	4	1093	70



USS ENTERPRISE DET FIVE MAY 2001

DATE	EMBARKED				LANDINGS				LOGISTICS				
	SORTIES		HOURS		DIRT-DIRT	BOL	T/G	TRAPS	ROUTE	PAX	DV	MAIL	CARGO
	DAY	NIGHT	DAY	NIGHT									
1-May	2		1.6				1		ENT-LERT-ENT	6	4		200
2-May													
3-May													
4-May	2		8.0						ENT-LERT X2	45			4500
5-May	5	1	11.6	2.0	2		2		LERT-ENT-LERT / LERT-ENT-LERT-LEPA-LERT	36		2650	8550
6-May	5	1	4.9	0.8	3		3		LERT-ENT-LERT X3	69	1	8780	3650
7-May	4	1	6.2	2.5	1		2		LERT-ENT-LERT / LERT-ENT-LEPA-LERT	18		1700	6900
8-May	4		10.4		2		2		LERT-ENT-LERT X2	14		850	11750
9-May	2		4.0						LERT-LEPA X2	45			8300
10-May													
11-May													
12-May													
13-May													
14-May	2	1	5.4	1.0	1		1		LEPA-ENT-LXGB-LEPA	6			4600
15-May	2		5.1		2				LEPA-LICZ X2	43			8300
16-May	6	1	3.4	4.7	5		1		LICZ-DTTA-ENT-DTTA-LICZ / LICZ-DTTA-LIRN-LICZ	3	34	2700	1700
17-May	4		7.9				2		LICZ-ENT-LICZ X2	42	7	1156	5750
18-May	2		3.2				1		LICZ-ENT-LICZ	13	4		1623
19-May	8		14.5		4		2		LICZ-LFTH-ENT-LFKS-LICZ / LICZ-DTTB-ENT-LFKS-LICZ	70			2200
20-May	4	1	5.9	1.2	4		1		LICZ-LIRA-ENT / LICZ-LIRA-LIRN-LICZ	9	10		575
21-May	3	1	6.9	0.5	1		1		ENT-LIRA-LICZ / LICZ-ENT-LICZ	23	10	1000	8200
22-May	3	1	6.7	0.5	2		1		LICZ-LFTH-ENT-LFTH-LICZ	8	28	15	4270
23-May													
24-May													
25-May													
26-May													
27-May													
28-May	5	1	7.6	1.3	2		2		LICZ-LFKS-ENT-LICZ X2	44		2600	3300
29-May	5	1	8.0	1.3	2		2		LICZ-ENT-LIRA-LICZ / LICZ-LIRA-ENT-LFKS	7	22	1600	5530
30-May	4	1	7.5	0.4	1		2		LFKS-ENT-LIRN-ENT-LIRN-LICZ	26	24	600	2880
31-May	72	11	128.8	16.2	29		26			527	144	23651	92778
										BOARDING RATE			
										100%			

USS JOHN KENNEDY

DATE	SORTIES		EMBARDED		LANDINGS							LOGISTICS		
	DAY	NIGHT	DAY	NIGHT	HOURS	TRAPS	T/G	BOLTER	DIRT-DIRT	ROUTE / REMARKS	PAX	DV	MAIL	CARGO
1														
2	3	1	11.9	1.0	1.0	0	0	0	0	JNR-KHST-KNGU/NGU-HST-NG	16	0	0	2800
3														
4														
5														
6	2	0	2.4	0.0	0.0	1	0	0	0		11	0	0	1600
7	2	0	2.0	0.0	0.0	1	0	0	0		2	0	0	100
8	2	0	2.1	0.0	0.0	1	0	0	0		0	0	0	200
9	2	0	2.2	0.0	0.0	1	0	0	0		22	0	0	1050
10	3	0	2.4	0.0	0.0	1	0	0	0	KWAL - KNGU	30	0	0	1195
11	6	0	7.2	0.0	0.0	3	0	0	0		59	0	0	1945
12														
13														
14														
15														
16	1	0	2.5	0.0	0.0	0	0	0	0	KNGU - KNRB	1	0	0	100
17	1	0	2.5	0.0	0.0	0	0	0	0	KNRB - KNGU	3	0	0	300
18														
19														
20														
21														
22	7	0	10.8	0.0	0.0	2	0	0	0	KNGU - KTEB	4	0	0	720
23														
24														
25														
26														
27														
28														
29														
30	4	0	5.6	0.0	0.0	8	2	0	0		24	0	0	1750
31														
TOTAL	33	1	51.6	1.0	1.0	18	2	0	4		172	27	2440	11760

USS HARRY S TRUMAN DET ONE MAY 2001

DATE	EMBARKED										LANDINGS					LOGISTICS			
	SORTIES		HOURS		TRAPS	T/G	BOL	DIRT-DIRT	ROUTE	PAX	DV	MAIL	CARGO						
	DAY	NIGHT	DAY	NIGHT										DAY	NIGHT	DAY	NIGHT		
1	3		8.3		1			1	OBBI-OERK-HST-OBBI	6		3500	300						
2	6		18.5				3	OBBI-OERK-HEGN-LGSA	105			19620							
3								NO FLY											
4	5		9.0		2		2	LGSA-HST-LGSA / LGSA-HST-LGRP-LGSA	31		6500	8460							
5								NO FLY											
6	2		5.0				1	LGSA-LICZ	34			6000							
7								UPGRADE											
8								NO FLY											
9								NO FLY											
10	2		6.8				2	LICZ-LGRP-LICZ CT2P-2 INC.	26			1300							
11								NO FLY											
12								UPGRADE											
13	4		8.3		3			LICZ-HST-LICZ/LICZ-HSTX2	32	0	3450	11000							
14								NO FLY											
15								NO FLY											
16								NO FLY											
17								NO FLY											
18								NO FLY											
19								NO FLY											
20								NO FLY											
21	6		17.9		2			FLY-OFF: HST-KNGU	87	2	500	8392							
22	2		2.9		1				23	4		1400							
23																			
24																			
25																			
26																			
27																			
28																			
29																			
30																			
TOTAL	30	0	76.7	0	9	0	2	8	344	6	13950	56472							
										82%									
									BOARDING RATE										



**DEPARTMENT OF THE NAVY**  
 FLEET LOGISTICS SUPPORT SQUADRON FOUR ZERO  
 1035 BELLINGER BLVD  
 NORFOLK, VA 23511-2298

3710  
 Ser VRC40-00/194  
 9 July 01

From: Commanding Officer, Fleet Logistics Support Squadron  
 FOUR ZERO  
 To: Commander, Airborne Early Warning Wing,  
 U.S. Atlantic Fleet

Subj: VRC-40 MONTHLY OPERATIONAL SUMMARY FOR JUNE 2001

1. Squadron Totals:

<u>HOURS</u>	<u>SORTIES</u>	<u>CV LANDINGS</u>
453.0	298	94

2. Logistics Data:

<u>SHIP/UNIT SUPPORTED</u>	<u>HOURS/SORTIES/</u>	<u>PAX/DV'S/</u>	<u>MAIL/</u>	<u>CARGO</u>
VRC-40	106.5 49	0 0	0	0
SPEC WARFARE	8.2 3	60 0	0	0
VAW-120 SUPPORT	7.8 3	0 0	0	0
USS ENTERPRISE	172.9 111	525 157	22,280	82,370
USS KENNEDY	48.9 29	177 83	515	13,545
USS ROOSEVELT	108.7 103	777 179	25,424	151,328
<b>TOTALS</b>	<b>453.0 298</b>	<b>1,539 419</b>	<b>48,219</b>	<b>247,243</b>

3. Additional Unscheduled Requirements:

None.

4. Point to Point Logistics Flights:

<u>SHIP/UNIT SUPPORTED</u>	<u>DATE</u>	<u>ROUTE</u>	<u>APPROVED BY</u>
USS ENTERPRISE	1	LICZ-LIRN/LIRN-LICZ	CCDG-12
	3	LIRN-LICZ	CCDG-12
	6	LICZ-LESJ-LERT X2	CCDG-12
	10	LERT-EGDL-EGQK X2	CCDG-12
	11	EGQK-EGHI/EGHI-EGQK	CCDG-12
	12	EGQK-EGWU-EGQK/ EGQK-EGWU/EGWU-EGQK	CCDG-12
	14	EGQK-EGHI-EGPH-EGQK	CCDG-12
	16	EGQK-EGHI-EGPF-EGQK EGQK-EGPF-EGHI-EGQK	CCDG-12
	22	EGQK-EGPF/EGPF-EGQK EGQK-EGPF/EGQK-EGHH- EGQK	CCDG-12
	23	EGPF-EGQK	CCDG-12
	24	EGQK-EGPF-EGQK	CCDG-12
	26	EGPF-EGQK	CCDG-12
	27	EGQK-EGPF X2 EGPF-EGQK	CCDG-12



Subj: VRC-40 MONTHLY OPERATIONAL SUMMARY FOR JUNE 2001


USS ENTERPRISE	29	EGPF-EGAA-EGPF	CCDG-12
	30	EGPF-EGDA	CCDG-12
USS KENNEDY	4	KNGU-KNRB	CNAL
	5	KNGU-KNIP	CNAL
	7	KNGU-KNRB-KNGU	CNAL
	8	KNRB-KNGU	CNAL
	10	KNRB-KNGU	CNAL
USS ROOSEVELT	7	KNGU-KCOF-TJNR X2	CNAL
	8	TIST-TJNR	CNAL
	13	TJNR-TIST	CNAL
	22	TJSJ-TJNR	CNAL

5. Ship data:

<u>SHIP</u>	<u>DAYS AT SEA</u>	<u>DAYS RECEIVING COD SERVICES</u>
USS ENTERPRISE	31	19
USS KENNEDY	11	8
USS ROOSEVELT	31	24

6. Projected July Operations:

<u>SHIP</u>	<u>DAYS AT SEA</u>	<u>COD DAYS</u>	<u>OP AREA</u>
USS ENTERPRISE	31	31	MED
USS KENNEDY	15	12	CPOA
USS NIMITZ	9	4	VCOA
USS TRUMAN	16	10	JAXOA
USS WASHINGTON	1	0	VCOA
USS ROOSEVELT	3	2	VCOA

  
W. S. PETRIE

Copy to:  
COMNAVAIRLANT (N32/34)  
VRC-40 OPERATIONS

Det Five Logistics Tracker

USS ENTERPRISE														DET FIVE JUNE 2001			
DATE	EMBARKED				LANDINGS					LOGISTICS							
	SORTIES		HOURS		TRAPS	T/G	BOL	DIRT-DIRT	ROUTE	PAX	DV	MAIL	CARGO				
	DAY	NIGHT	DAY	NIGHT													
1-Jun	6		7.8		2			2	LICZ-LIRN-ENT-LIRN-ENT-LIRN-LICZ	3	49	20	0				
2-Jun	8		11.0		4				LICZ-ENT-LIRN-ENT-LICZ / LICZ-ENT-LIBR-ENT-LICZ	23	2	1960	3400				
3-Jun	3		4.0		1			1	LICZ-ENT-LIRN-LICZ	3		200	4000				
4-Jun																	
5-Jun																	
6-Jun	4		10.4					4	LICZ-LESJ-LERT X2	38			5500				
7-Jun																	
8-Jun																	
9-Jun	5	1	8.7	0.3	3				LERT-ENT-LERT / LERT-ENT-LERT-ENT-LERT	38	12	4800	13400				
10-Jun	4		13.2					4	LERT-EGDL-EGQK X2	39			6500				
11-Jun	4		9.7		2			2	EGQK-EGHI-ENT-EGHI-EGQK	9			350				
12-Jun	6		10.5		1			4	EGQK-EGWU-EGQK / EGQK-EGWU-ENT-EGWU-EGQK	5	14						
13-Jun																	
14-Jun	3		4.1					3	EGQK-EGHI-EGPH-EGQK	13			300				
15-Jun																	
16-Jun	7		9.6					7	EGQK-EGHI-EGPF-EGQK / ABORT / EGQK-EGPF-EGHI-EGQK	44			1100				
17-Jun	2		4.7		1				EGQK-ENT-EGQK	9			1200				
18-Jun	2		2.0		1				EGQK-ENT-EGQK			3500					
19-Jun	2		2.5		1				EGQK-ENT-EGQK	1		3255	1050				
20-Jun	2		3.2		1				EGQK-ENT-EGQK	22		250	950				
21-Jun	2		2.8		1				EGQK-ENT-EGQK	13	6	3500	300				
22-Jun	8	1	10.4	1.0	2			5	EGQK-EGPF-ENT-EGPF-EGQK / EGQK-EGPF-ENT-EGQK-EGHH-EGQK	40	4	2300	800				
23-Jun	6	1	7.0	1.0	3			1	EGQK-ENT-EGQK-ENT-EGQK / EGQK-ENT-EGPF-EGQK	22	7	250	7950				
24-Jun	2		1.7					2	EGQK-EGPF-EGQK	1	1						
25-Jun	4		4.6		2				EGQK-ENT-EGQK X2	33		835	7520				
26-Jun	5		6.7		3			1	EGQK-ENT-EGPF-EGQK / EGQK-ENT X2	24	2	1200	9200				
27-Jun	9		10.8		2			3	NT-EGQK X2 / EGQK-EGPF-ENT-EGPF-EGQK / EGQK-EGPF-ENT-EGQK	87	2	200	4050				
28-Jun	2		3.8		1				EGQK-ENT-EGQK	2		10	1200				
29-Jun	6		11.8		2			2	EGQK-ENT-LPMT / EGQK-ENT-EGPF-EGAA-EGPF	27	26		7050				
30-Jun	5	1	8.1	1.5	2			1	LPMT-ENT-LPMT / EGPF-EGDA-ENT-LPMT	29	32		6550				
	107	4	169.1	3.8	35			0		525	157	22280	82370				
BOARDING RATE										100%							

JUNE 2001

USS JOHN KENNEDY

DATE	EMBARKED				LANDINGS				LOGISTICS				
	DAY	NIGHT	DAY	NIGHT	TRAPS	T/G	BOLTER	DIRT-DIRT	ROUTE /REMARKS	PAX	DV	MAIL	CARGO
1	1	0	0.3	0.0	0	0	0	0		0	0	0	0
2	2	0	2.1	0.0	1	0	0	0		4	11	0	775
3	2	0	2.7	0.0	1	0	0	0		11	24	0	1950
4	3	0	6.6	0.0	2	0	0	1	KNGU - KNRB	30	1	0	2450
5	3	0	5.8	0.0	1	0	0	1	KNGU - KNIP	0	0	60	1215
6													
7	4	1	5.7	2.4	1	0	0	2	KNGU-KNRB / KNRB-KNGU	39	16	0	800
8	7	0	11.6	0.0	2	0	0	1	KNRB - KNGU	58	31	400	3900
9	3	0	6.9	0.0	1	0	0	0		24	0	55	955
10	3	0	4.8	0.0	1	0	0	1	KNRB - KNGU	11	0	0	1500
11													
12													
13													
14													
15													
16													
17													
18													
19													
20													
21													
22													
23													
24													
25													
26													
27													
28													
29													
30													
31													
TOTAL	28	1	46.5	2.4	10	0	0	6	BOARDING RATE	177	83	515	13545

JUNE 2001

USS THEODORE ROOSEVELT													
DATE	EMBARKED				LANDINGS					LOGISTICS			
	SORTIES		HOURS		TRAPS	T/G	BOLTER	DIRT-DIRT	ROUTE / REMARKS	PAX	DV	MAIL	CARGO
	DAY	NIGHT	DAY	NIGHT									
1	5	0	5.5	0.0	5	4	0	0		14	14	1390	1300
2	4	0	3.6	0.0	2	0	0	0		53	0	3300	700
3	5	0	7.2	0.0	2	0	0	0		29	11	120	1980
4	4	0	3.6	0.0	2	0	0	0		44	23	500	6800
5	5	1	6.9	1.2	3	0	0	0		40	25	300	7400
6													
7	4		14.6						P.R. XSIT	66			12560
8	7		4.4		3			1	TIST-TJNR	91		2450	4500
9													
10													
11													
12	2		1.8		1					20		300	10000
13	4		3.7		1			1	TJNR-TIST	25		1600	11600
14	4		3.5		2					16		1900	7247
15	4		3.9		2					32		1200	6400
16	4		3.8		2					10		1000	7540
17													
18	2		1.6		1					39		100	3000
19	4		3.6		2					19	1	2035	8450
20	4		3.6		2					32		1200	10900
21	4		3.8		2					14	9	1500	3545
22	5		4.4		2			1	TJSJ-TJNR	17		1300	12400
23	4		4.7		2					7	1	300	1225
24	3		3.2		1					21		150	2715
25	2		1.8		1					13	18	1850	5350
26	4		3.6		2					34	22	300	7900
27	4		3.0		2					40	21	921	5136
28	6		4.8		3					29	31	458	8150
29	4		3.1		2			1		19		1250	1130
30	4		3.8		2					53	3		3400
31													
TOTAL	102	1	107.5	1.2	49	4	1	3		777	179	25424	151328
									BOARDING RATE		98%		

7/3/01

NON-LOGISTICS DATA SUMMARY JUNE 2001

DATE	FCLP				FCF		NATOPS CHECK		INSTRUMENT CHECK				SPEC-WAR				OTHER						TYPE MISSION			
	SORTIES		HOURS		SORTS	HRS	SORTS	HRS	SORTIES		HOURS		SORTIES	HOURS		CARGO	JUMPERS	SORTIES		HOURS		TRAPS		VAW-120		
	DAY	NIGHT	DAY	NIGHT					DAY	NIGHT	DAY	NIGHT		DAY	NIGHT			DAY	NIGHT	DAY	NIGHT			DAY	NIGHT	SORTS
1	1	0	3.7	0.0	1	0.4																				
2					1	0.7																				
3																			1	0	1.0	0.0			ACTUAL SAR	
4																										
5																			1	0	2.8	0.0			INST REF	
6	1	0	3.8	0.0			1	2.8																		
7																										
8																										
9					3	2.1																				
10																										
11					1	0.8												2	1	7.5	0.8				Jax log/https-x/https ref	
12							1	3.0										1	0	2.8	0.0		1	2.5	BIT / VAW-120 SUP	
13																							2	5.3	VAW-120 SUPPORT	
14					2	1.4																			NATOPS REF / INST REF	
15	2	0	5.6	0.0																						
16					1	0.9															10.0				SDLM FERRY	
17																										
18					2	1.7																				
19					1	0.8																			BITS / FORM 1 / FORM 2X	
20	1	0	1.9	0.0			1	2.8																	NRB RO1N	
21																									ACLS TRNR/BITS/AIRSHOW/	
22																										
23																										
24																									AIRSHOW / INST X	
25					1	0.5																				
26					1	0.7																			ACLS / BITS	
27													1	0	4.3	0.0	0	26	1	0	3.1	0.0			NATOPS REF	
28													2	0	3.9	0.0	0	34	1	0	1.7	0.0			NATOPS REF	
29	1	0	3.7	0.0																					NY AIRSHOW	
30																										
TOTALS	6	0	18.7	0.0	14	10.0	3	8.6	0	0	0.0	0.0	3	0	8.2	0.0	0	60	25	1	68.4	0.8	0	3	7.8	

NON SPEC-WAR					SPEC-WAR				VAW-120 SUPPORT			
MONTH TOTALS	SORTIES		HOURS		MONTH TOTALS	SORTIES		HOURS		MONTH TOTALS	SORTS	HRS
	DAY	NIGHT	DAY	NIGHT		DAY	NIGHT	DAY	NIGHT			
	48	1	105.7	0.8		3	0	8.2	0.0		3	7.8



**DEPARTMENT OF THE NAVY**  
 FLEET LOGISTICS SUPPORT SQUADRON FOUR ZERO  
 1035 BELLINGER BLVD  
 NORFOLK, VA 23511-2298

3710  
 Ser VRC40-00/188  
 6 August '01

From: Commanding Officer, Fleet Logistics Support Squadron  
 FOUR ZERO  
 To: Commander, Airborne Early Warning Wing,  
 U.S. Atlantic Fleet  
 Subj: VRC-40 MONTHLY OPERATIONAL SUMMARY FOR JULY 2001

1. Squadron Totals:

<u>HOURS</u>	<u>SORTIES</u>	<u>CV LANDINGS</u>
386.2	208	104

2. Logistics Data:

<u>SHIP/UNIT SUPPORTED</u>	<u>HOURS/SORTIES/</u>	<u>PAX/DV'S/</u>	<u>MAIL/</u>	<u>CARGO</u>
VRC-40	81.6 41	54 0	0	2,200
SPEC WARFARE	0 0	0 0	0	0
VAW-120 SUPPORT	0 0	0 0	0	0
USS ENTERPRISE	126.3 67	428 133	25,100	50,702
USS KENNEDY	70.5 38	176 180	2,925	22,895
USS TRUMAN	72.1 44	536 71	4,555	36,232
USS ROOSEVELT	35.7 18	80 0	0	12,650
<b>TOTALS</b>	<b>386.2 208</b>	<b>1,274 384</b>	<b>32,580</b>	<b>124,679</b>

3. Additional Unscheduled Requirements:

None.

4. Point to Point Logistics Flights:

<u>SHIP/UNIT SUPPORTED</u>	<u>DATE</u>	<u>ROUTE</u>	<u>APPROVED BY</u>
USS ENTERPRISE	1	LPMT-LPPT X 2	CCDG-12
	11	LLNV-LGSA/LGSA-LLNV	CCDG-12
	12	LGSA-LGRP-LGSA	CCDG-12
	14	LGSA-LGRP	CCDG-12
	15	LLNV-LGSA	CCDG-12
	16	LGSA-LLNV/LLNV-LGSA	CCDG-12
	17	LGRP-LGSA	CCDG-12
	29	LGSA-HEGN/ OBBI-OKBK-OBBI	CCDG-12
	USS KENNEDY	13	KNGU-KNBC
17		KNRB-KNIP	CNAL
21		KNGU-KNRB	CNAL
22		KNRB-KNGU	CNAL

Subj: VRC-40 MONTHLY OPERATIONAL SUMMARY FOR JULY 2001

USS ROOSEVELT	1	KNBC-KNGU/KCOF-KNGU	CNAL
		TJNR-KCOF X 2	
	2	KCOF-KNGU X 2	CNAL
		KNGU-KCOF	
	5	KNGU-KCHS-KNGU	CNAL
USS TRUMAN	17	KNGU-KNIP	CNAL
	21	KNIP-KNGU	CNAL
	22	KNIP-KNGU	CNAL

5. Ship data:

<u>SHIP</u>	<u>DAYS AT SEA</u>	<u>DAYS RECEIVING COD SERVICES</u>
USS ENTERPRISE	31	17
USS KENNEDY	15	12
USS TRUMAN	16	12
USS ROOSEVELT	3	3

6. Projected August Operations:

<u>SHIP</u>	<u>DAYS AT SEA</u>	<u>COD DAYS</u>	<u>OP AREA</u>
USS ENTERPRISE	31	31	GULF
USS NIMITZ	15	12	VCOA
USS WASHINGTON	21	15	VCOA/CPOA
USS ROOSEVELT	20	19	VCCA/PROA

  
W. S. PETRIE

Copy to:  
COMNAVAIRLANT (N32/34)  
VRC-40 OPERATIONS



DEPARTMENT OF THE NAVY  
FLEET LOGISTICS SUPPORT SQUADRON FOUR ZERO  
1035 BELLINGER BLVD  
NORFOLK, VA 23511-2298

3710  
Ser VRC40-00/221  
7 September 01

From: Commanding Officer, Fleet Logistics Support Squadron  
FOUR ZERO  
To: Commander, Airborne Early Warning Wing, U.S.  
Atlantic Fleet  
Subj: VRC-40 MONTHLY OPERATIONAL SUMMARY FOR AUGUST 2001

1. Squadron Totals:

<u>HOURS</u>	<u>SORTIES</u>	<u>CV LANDINGS</u>
366.5	268	102

2. Logistics Data:

<u>SHIP/UNIT SUPPORTED</u>	<u>HOURS/SORTIES/</u>	<u>PAX/DV'S/</u>	<u>MAIL/</u>	<u>CARGO</u>
VRC-40	76.6 46	0 0	0	950
SPEC WARFARE	0.8 1	7 0	0	2,500
VAW-120 SUPPORT	9.9 5	0 0	0	0
USS ENTERPRISE	64.2 65	554 35	44,625	76,224
USS NIMITZ	18.4 17	94 33	830	10,790
USS WASHINGTON	94.8 66	582 197	4,274	63,783
USS ROOSEVELT	101.8 68	552 72	10,973	96,379
<b>TOTALS</b>	<b>366.5 268</b>	<b>1,782 337</b>	<b>60,702</b>	<b>250,626</b>

3. Additional Unscheduled Requirements:

None.

4. Point to Point Logistics Flights:

<u>SHIP/UNIT SUPPORTED</u>	<u>DATE</u>	<u>ROUTE</u>	<u>APPROVED BY</u>
USS ENTERPRISE	27	OBBI-OMDB-OBBI	CCDG-12
USS ROOSEVELT	9	TJNR-KHST-KNGU/ TJNR-KHST	CNAL
	10	KHST-KNGU	CNAL
	14	KNGU-KNKT-KNGU	CNAL
	17	KNKT-KNGU	CNAL
USS WASHINGTON	17	KNHK-KNGU X2	CNAL
	30	KNIP-KNGU	CNAL




Subj: VRC-40 MONTHLY OPERATIONAL SUMMARY FOR AUGUST 2001

5. Ship data:

<u>SHIP</u>	<u>DAYS AT SEA</u>	<u>DAYS RECEIVING COD SERVICES</u>
USS ENTERPRISE	31	17
USS NIMITZ	10	7
USS WASHINGTON	22	16
USS ROOSEVELT	18	15

6. Projected September Operations:

<u>SHIP</u>	<u>DAYS AT SEA</u>	<u>COD DAYS</u>	<u>OP AREA</u>
USS ENTERPRISE	30	30	GULF/TRXT
USS NIMITZ	13	0	VCOA/TRXT
USS WASHINGTON	4	0	VCOA
USS ROOSEVELT	12	2	TRANSLANT
USS KENNEDY	20	20	VCOA/PROA



W. S. PETRIE

Copy to:  
COMNAVAIRLANT (N32/34)  
VRC-40 OPERATIONS



DEPARTMENT OF THE NAVY  
FLEET LOGISTICS SUPPORT SQUADRON FOUR ZERO  
1035 BELLINGER BLVD  
NORFOLK, VA 23511-2298

3710  
Ser VRC40-00/308  
15 Oct 01

From: Commanding Officer, Fleet Logistics Support Squadron  
FOUR ZERO  
To: Commander, Airborne Early Warning Wing, U.S. Atlantic  
Fleet  
Subj: VRC-40 MONTHLY OPERATIONAL SUMMARY FOR SEPTEMBER 2001

1. Squadron Totals:

<u>HOURS</u>	<u>SORTIES</u>	<u>CV LANDINGS</u>	<u>A/C LANDINGS</u>
368.1	206	80	472

2. Logistics Data:

<u>SHIP/UNIT SUPPORTED</u>	<u>HOURS/SORTIES/</u>	<u>PAX/DV'S/</u>	<u>MAIL/</u>	<u>CARGO</u>		
VRC-40	78.8	42	54	0	0	0
SPEC WARFARE	12.6	4	36	0	0	300
VAW-120 SUPPORT	0	0	0	0	0	0
USS ENTERPRISE	151.5	65	390	37	23,525	140,908
USS KENNEDY	68.8	52	434	22	7,497	33,420
USS WASHINGTON	33.8	21	215	0	1,470	35,430
USS ROOSEVELT	22.6	22	126	1	4,850	26,550
<b>TOTALS</b>	<b>368.1</b>	<b>206</b>	<b>1,255</b>	<b>60</b>	<b>37,342</b>	<b>236,608</b>

3. Additional Unscheduled Requirements:

None.

4. Point to Point Logistics Flights:

<u>SHIP/UNIT SUPPORTED</u>	<u>DATE</u>	<u>ROUTE</u>	<u>APPROVED BY</u>
USS ENTERPRISE	3	OBBI-OKBK/OKBK-OBBI	CCDG-12
	7	OBBI-OKAJ-OBBI	CCDG-12
	23	OBBI-OBBI	CCDG-12
USS KENNEDY	12	KNGU-KNRB-KNGU	CNAL
	18	KNRB-KNGU	CNAL
	26	TJNR-TIST	CNAL
	28	TJNR-TIST	CNAL

Subj: VRC-40 MONTHLY OPERATIONAL SUMMARY FOR SEPTEMBER 2001

5. Ship data:

<u>SHIP</u>	<u>DAYS AT SEA</u>	<u>DAYS RECEIVING COD SERVICES</u>
USS WASHINGTON	12	6
USS KENNEDY	19	15
USS ROOSEVELT	10	2

6. Projected October Operations:

<u>SHIP</u>	<u>DAYS AT SEA</u>	<u>COD DAYS</u>	<u>OP AREA</u>
USS ENTERPRISE	31	31	DEPLOYED
USS KENNEDY	19	18	PROA
USS WASHINGTON	11	10	VCOA/JAXOA
USS ROOSEVELT	31	31	DEPLOYED

  
A. ALFORD  
Acting

Copy to:  
COMNAVAIRLANT (N32/34)  
VRC-40 OPERATIONS



**DEPARTMENT OF THE NAVY**  
**FLEET LOGISTICS SUPPORT SQUADRON FOUR ZERO**  
 1035 BELLINGER BLVD  
 NORFOLK, VA 23511-2298

3710  
 Ser VRC40-00/332  
 8 Nov 01

From: Commanding Officer, Fleet Logistics Support Squadron  
 FOUR ZERO  
 To: Commander, Airborne Early Warning Wing, U.S. Atlantic  
 Fleet  
 Subj: VRC-40 MONTHLY OPERATIONAL SUMMARY FOR OCTOBER 2001

1. Squadron Totals:

<u>HOURS</u>	<u>SORTIES</u>	<u>CV LANDINGS</u>	<u>A/C LANDINGS</u>
716.8	323	123	609

2. Logistics Data:

<u>SHIP/UNIT SUPPORTED</u>	<u>HOURS/SORTIES/</u>	<u>PAX/DV'S/</u>	<u>MAIL/</u>	<u>CARGO</u>
VRC-40	129.6 59	32 0	0	4,200
SPEC WARFARE	5.4 3	7 0	0	2,500
VAW-120 SUPPORT	7.1 3	0 0	0	0
USS KENNEDY	71.4 52	403 113	12,075	68,410
USS ENTERPRISE	221.0 77	451 11	63,550	139,750
USS WASHINGTON	67.6 36	355 11	3,677	45,240
USS ROOSEVELT	214.7 93	616 79	74,653	130,799
<b>TOTALS</b>	<b>716.8 323</b>	<b>1,864 214</b>	<b>153,955</b>	<b>390,899</b>

3. Additional Unscheduled Requirements:

None.

4. Point to Point Logistics Flights:

<u>SHIP/UNIT SUPPORTED</u>	<u>DATE</u>	<u>ROUTE</u>	<u>APPROVED BY</u>
USS WASHINGTON	5	KNGU-KNIP	CNAL
	6	KNBC-KNGU/KNGU-KNIP	CNAL
	10	KNIP-KNGU X2	CNAL
	11	KNIP-KNGU	CNAL
USS KENNEDY	14	TJNR-MBPV-KCOF-KNGU	CNAL
		TJNR-MBPV-KCOF-KNGU	
	17	KNBC-KNGU	CNAL
USS ROOSEVELT	3	LERT-LICZ	CNAL
	7	LICZ-LGSA	CNAL
	8	HECW-LGSA	CNAL
	13	LGSA-HEGN-OBBI	
	16	OBBI-OMFJ	
	17	OBBI-OMFJ	
	18	OMJF-OBBI	
	19	OPJA-OMFJ-OBBI	

Subj: VRC-40 MONTHLY OPERATIONAL SUMMARY FOR OCTOBER 2001


USS ROOSEVELT	18	OMJF-OBBI	CCDG-8
	19	OPJA-OMFJ-OBBI	CCDG-8
	24	OMFJ-OBBI	CCDG-8
	27	OMFJ-OBBI	CCDG-8
	28	OMFJ-OBBI	CCDG-8
USS ENTERPRISE	10	OBBI-OMFJ-OBBI	CCDG-12
	17	OBBI-OMFJ	CCDG-12
	18	OBBI-OBBI	CCDG-12
	19	OBBI-OBBI	CCDG-12
	24	OMFJ-OBBI	CCDG-12
	27	OBBI-OERK	CCDG-12
	29	LGSA-LICZ	CCDG-12

5. Ship data:

<u>SHIP</u>	<u>DAYS AT SEA</u>	<u>DAYS RECEIVING COD SERVICES</u>
USS ENTERPRISE	31	25
USS KENNEDY	18	14
USS WASHINGTON	11	10
USS ROOSEVELT	31	24

6. Projected November Operations:

<u>SHIP</u>	<u>DAYS AT SEA</u>	<u>COD DAYS</u>	<u>OP AREA</u>
USS KENNEDY	4	3	VCOA
USS WASHINGTON	21	18	VCOA

  
A. ALFORD

Copy to:  
COMNAVAIRLANT (N32/34)  
VRC-40 OPERATIONS



DEPARTMENT OF THE NAVY  
FLEET LOGISTICS SUPPORT SQUADRON FOUR ZERO  
1035 BELLINGER BLVD  
NORFOLK, VA 23511-2298

3710  
Ser VRC40-00/358  
6 Dec 01

From: Commanding Officer, Fleet Logistics Support Squadron  
FOUR ZERO  
To: Commander, Airborne Early Warning Wing, U.S. Atlantic  
Fleet  
Subj: VRC-40 MONTHLY OPERATIONAL SUMMARY FOR NOVEMBER 2001

1. Squadron Totals:

<u>HOURS</u>	<u>SORTIES</u>	<u>CV LANDINGS</u>
402.6	167	107

2. Logistics Data:

<u>SHIP/UNIT SUPPORTED</u>	<u>HOURS/SORTIES/</u>	<u>PAX/DV'S/</u>	<u>MAIL/</u>	<u>CARGO</u>
VRC-40	116.1 31	28 0	0	1,120
SPEC WARFARE	0.0 0	0 0	0	0
USS ROOSEVELT	209.3 80	583 20	64,350	164,526
USS KENNEDY	18.0 9	26 1	1,250	3,800
USS WASHINGTON	48.9 38	342 70	8,615	5,490
USS ENTERPRISE	10.3 9	66 10	0	13,500
<b>TOTALS</b>	<b>402.6 167</b>	<b>1,045 101</b>	<b>74,215</b>	<b>188,436</b>

3. Additional Unscheduled Requirements:

None.

4. Point to Point Logistics Flights:

<u>SHIP/UNIT SUPPORTED</u>	<u>DATE</u>	<u>ROUTE</u>	<u>APPROVED BY</u>
USS ROOSEVELT	1	OBBI-OBBI	CCDG-8
	4	OBBI-OBBI	CCDG-8
	13	OBBI-OBBI	CCDG-8
	20	OBBI-OBBI	CCDG-8
	23	OOMA-OBBI	CCDG-8
	27	OBBI-OMFJ	CCDG-8
	30	OBBI-OMFJ	CCDG-8
USS KENNEDY	29	KNGU-KNRB-NJFK- KNRB-KNGU	CNAL


Subj: VRC-40 MONTHLY OPERATIONAL SUMMARY FOR NOVEMBER 2001

5. Ship data:

<u>SHIP</u>	<u>DAYS AT SEA</u>	<u>DAYS RECEIVING COD SERVICES</u>
USS ROOSEVELT	30	26
USS KENNEDY	4	3
USS WASHINGTON	21	14
USS ENTERPRISE	9	2

6. Projected December Operations:

<u>SHIP</u>	<u>DAYS AT SEA</u>	<u>COD DAYS</u>	<u>OP AREA</u>
USS ROOSEVELT	31	31	ARABIAN SEA
USS KENNEDY	5	0	VCOA
USS WASHINGTON	17	4	VCOA



A. MELFORD

Copy to:  
COMNAVAIRLANT (N32/34)  
VRC-40 OPERATIONS



**DEPARTMENT OF THE NAVY**  
 FLEET LOGISTICS SUPPORT SQUADRON FOUR ZERO  
 1035 BELLINGER BLVD  
 NORFOLK, VA 23511-2298

3710  
 Ser VRC40-00/ 377  
 4 Jan 02

From: Commanding Officer, Fleet Logistics Support Squadron  
 FOUR ZERO  
 To: Commander, Airborne Early Warning Wing,  
 U.S. Atlantic Fleet

Subj: VRC-40 MONTHLY OPERATIONAL SUMMARY FOR DECEMBER 2001

1. Squadron Totals:

<u>HOURS</u>	<u>SORTIES</u>	<u>CV LANDINGS</u>	<u>A/C LANDINGS</u>
378.4	169	67	385

2. Logistics Data:

<u>SHIP/UNIT SUPPORTED</u>	<u>HOURS/SORTIES/</u>	<u>PAX/DV'S/</u>	<u>MAIL/</u>	<u>CARGO</u>
VRC-40	92.5 47	0 0	0	0
SPEC WARFARE	0.0 0	0 0	0	0
USS KENNEDY	5.4 2	10 0	0	800
USS ROOSEVELT	255.9 100	861 116	48,280	166,122
USS WASHINGTON	24.6 20	180 30	1,590	21,035
<b>TOTALS</b>	<b>378.4 169</b>	<b>1,051 146</b>	<b>49,870</b>	<b>187,957</b>

3. Additional Unscheduled Requirements:

None.

4. Point to Point Logistics Flights:

<u>SHIP/UNIT SUPPORTED</u>	<u>DATE</u>	<u>ROUTE</u>	<u>APPROVED BY</u>
USS KENNEDY	1	KNGU-KNIP-KNGU	CNAL
USS EISENHOWER	6	LICZ-LESJ-LERT X2	CNAL
USS ROOSEVELT	13	OBBI-OMFJ	CCDG-8
	21	OBBI-OOMS	CCDG-8
	23	OBBI-OMFJ	CCDG-8
	25	OBBI-OOMS X2	CCDG-8
	31	OMFJ-OBBI	CCDG-8




Subj: VRC-40 MONTHLY OPERATIONAL SUMMARY FOR DECEMBER 2001

5. Ship data:

<u>SHIP</u>	<u>DAYS AT SEA</u>	<u>DAYS RECEIVING COD SERVICES</u>
USS KENNEDY	9	0
USS ROOSEVELT	31	28
USS WASHINGTON	17	4

6. Projected January Operations:

<u>SHIP</u>	<u>DAYS AT SEA</u>	<u>COD DAYS</u>	<u>OP AREA</u>
USS KENNEDY	15	15	TRANSLANT
USS ROOSEVELT	31	31	ARABIAN SEA
USS WASHINGTON	3	2	VCOA



A. ALFORD

Copy to:  
COMNAVAIRLANT (N32/34)  
VRC-40 OPERATIONS