DECLASSIFIED

[redacted]

[redacted] OPNAV [redacted]

ALLOWANCES and LOCATION of NAVY AIRCRAFT

DECLASSIFIED by authority of op-51
2 [redacted] April 1975
by Blanche Snyder
op-511

OPNAV NOTICE P03110

[redacted]

30 NOVEMBER 1959

DEPARTMENT OF THE NAVY
OFFICE OF THE CHIEF OF NAVAL OPERATIONS

[redacted]

DEPARTMENT OF THE NAVY
OFFICE OF THE CHIEF OF NAVAL OPERATIONS
WASHINGTON 25, D. C.

OPNAV P03110
OP-502D
Ser 02500P50
11 January 1960

[redacted]AL

DECLASSIFIED

OPNAV NOTICE P03110

From: Chief of Naval Operations
To: Distribution List

Subj: Allowance and Location of Navy Aircraft (U)

1. Purpose.

a. To indicate the following by units:

(1) The operating aircraft allowances (Table 1).
(2) The actual on hand aircraft inventories (Table 2), as of 30 November 1959.
(3) The planned assignments of operating aircraft (Table 2).

b. To show the actual on hand program and non-program aircraft inventory in various forms (Section II), as of 30 November 1959.

2. General Instructions.

a. This Notice establishes unit operating allowances of the Naval Aircraft Program within each major operating command. The allocation of naval aircraft by model (i.e. operating and operational pool) is reflected in OPNAV INSTRUCTION 03110.1, "U. S. Naval Aircraft Program" (Gray Book), which establishes the operating and operational pool allocations for major operating commands in accordance with the approved planning factors and available inventory. In those instances where apparent inconsistencies between operating allowances and allocations occur, the "U. S. Naval Aircraft Program" shall be the controlling instruction, since it represents the planned implementation of aircraft programs which Congress approved and provided funds for. Actual on hand aircraft inventories are developed by the Navy Aircraft Accounting System, OPNAV INSTRUCTION 5442.2. The Naval Air Reserve Training Command as shown herein, has been established as a major command for aircraft logistics purposes only.

b. If the allowances as set forth are not deemed suitable for the mission which an activity or command has to support, the Chief of Naval Operations will consider recommendations for changes in types and allowances of aircraft. However, any requests for such changes that would result in an increase in a major command's total aircraft operating allowance should contain that command's recommendation for a compensatory reduction.

c. Major operating commands are authorized to shift operating assignments (Table 2) from one unit to another on a temporary basis; however, if it is expected that this shift will exceed three (3) months, the Chief of Naval Operations shall be requested to change the authorized operating allowance (Table 1).

d. Specific assignment of aircraft to individual officers is prohibited by the Secretary of the Navy. Aircraft for shore based activities not listed in Table 1 are provided within the allowances of Naval Air Bases, the Naval Air Reserve Training Command, the Naval Air Training Command, and the Bureau of Naval Weapons (Research and Development).

e. Types, classes and models of aircraft listed herein are in conformance with BUAER INSTRUCTION 05030.4 of 23 September 1959.

f. Planned operating levels of target drones (capable of carrying a pilot) are contained in OPNAV INSTRUCTION 03110.1 (U. S. Naval Aircraft Program).

[redacted]

[redacted]

DECLASSIFIED

OPNAVNOTE P03110

3. Classification. The security classification of this publication and all previous editions thereof is automatically downgraded from Confidential to Unclassified five (5) years after the Date of issue on the letter of promulgation. This action is in accordance with Section 3, CH-4 of OPNAV INSTRUCTION 5510.1B. Upon downgrading, this publication will be marked "FOR OFFICIAL USE ONLY".

4. Cancellation. This Notice is cancelled and will be destroyed by burning when the next issue is received. No report of destruction is necessary. For record purposes cancel 15 June 1960.

F. Massey

F. MASSEY
By direction

DISTRIBUTION LIST:

SecDef(Comptroller)Budget (1)
COFS, USAF, (Attn: AFXPR-AM) Rm: 4E1029, Pentagon (1)
Record and Research Branch, J-3, The Joint Staff, Pentagon (2)
Security Control Offficer, Federal Aviation Agency, Bureau of Research & Development, Washington, D. C. (1)
Program Director, Courtney and Company, 1711 Walnut Street, Philadelphia 3, Pa. (1)
NAS, Whidbey Island, Oak Harbor, Washington (3)
Transportation Division, Operations Branch, J-4, The Joint Staff, Pentagon (1)
Mr. L. D. Flory, Executive Director, Johns Hopkins University, Operations Research Office, Washington 14, D. C. (1)
Naval Aide to the President, The White House, Washington, D. C. (1)
U. S. War College Library, Carlisle Barracks, Pennsylvania (1)

OPNAV:

Op-001	(1)	Op-502D	(20)
Op-33	(5)	Op-505	(2)
Op-34	(2)	Op-507	(3)
Op-345	(1)	Op-52	(4)
Op-402	(1)	Op-53	(3)
Op-41	(1)	Op-561C	(1)
Op-05	(2)	Op-561C1	(2)
Op-05A5	(1)	Op-74	(3)
Op-05F	(1)	Op-704	(1)
Op-09	(1)	Op-92	(6)
Op-09D	(1)	Op-008	(1)
Op-50	(1)	Op-100P2	(1)
Op-50C	(2)	CNO FLAGPLOT	(1)
Op-502C1	(4)		
Op-501D	(25)		
Op-502	(1)		
Op-5[redacted]	(1)		

[redacted]

DECLASSIFIED

PART I SNDL:

21	(3)	
22	(3)	(COMSEVENTHFLT only)
23A	(1)	(COMNAVPHIL, COMNAVFORWESTCOMADRGN, COMNAVFORCENTCOMADRGN only)
23B	(1)	(COMTAIWANPATFOR, COMASDEFORLANT, COMSOLANT only)
24A		(COMAIRPAC (15) COMAIRLANT (10)
24B	(2)	(COMPHIBLANT only)
24F	(3)	
24H	(2)	(Less COMFLTRAPAC)
26CC	(1)	
27C	(1)	(Less COMWESTSEAFRON)
28A	(1)	(COMCARDIV's 1, 2, 5, 17, 18, 19 only)
29H	(1)	(CVA's 16, 31, 34, 42 only)
42A	(2)	(COMFAIRSOWESTPAC, COMFAIRJAX, COMFAIRHAW, COMFAIRWHIDBEY only) ALAMEDA (4)
42B		(COMFAIRWING ONE (1) COMFAIRWINGSLANT (2)
42EE	(1)	
42H	(1)	
46A	(2)	
46B	(3)	
46C1	(1)	(MAG's 12, 15, 26, 32, 33 only)
46D1	(1)	(MARFITRON's 323, 451 only)
46D2	(1)	(MARATKRON 331 only)
50B	(1)	(CINC SAC only)
50D	(2)	(COMNAVFORCONAD only)

PART II SNDL:

A5	BUWEPS	(104)
	BUPERS Pers-11a	(10)
	BUWEPS	(Attn: AER-PD-41 (1)
F2	(1)	(ND's 6, 9, 10, 12 only)
F14	(3)	
W1A	(2)	(Less Anacostia, Atlanta, Glynco, Dallas, Grosse Ile, Agana, Guantanamo Bay, Los Alamitos, Minneapolis, Norfolk, Point Mugu, South Weymouth
W1B	(1)	(Less Chula Vista, Fallon, Milton, Fort Isabel)
W1C	(1)	(NAF Litchfield Park only)
W1E	(1)	(Less Quantico)
W1F	(1)	(Beaufort only)
W1G	(1)	(Less Santa Ana)
W1H	(1)	(Roosevelt Roads only)
W1J	(1)	
W2A	(2)	(NAD's 1, 5, 12, 13, 14 only)
W2B	(1)	(Less El Toro Santa Ana)
W3A	(2)	
W3B	(2)	
W3E	(4)	
W3F	(1)	
W4A	(1)	(Jacksonville only)
W6A	(1)	(Central District only)
W6B	(1)	(BUWEPS REP El Segundo, Buffalo, Burbank, Columbus only)
W7E	(1)	
W7K	(1)	
W8A	(1)	
W8B	(1)	
W10A	(6)	
W10B	(1)	
W11A	(1)	(Crane Indiana only)
W12A	(1)	(Eastern District only)
J95	(2)	
M46	(2)	
M61	(10)	

DECLASSIFIED

CONFIDENTIAL

TABLE OF CONTENTS

SECTION I

STATUS CODES 6

ABBREVIATIONS 7

TABLE I PROGRAM OPERATING ALLOWANCES 8

TABLE 2 LOCATION OF TOTAL PROGRAM AND NON-PROGRAM AIRCRAFT INVENTORY 17

TABLE 3 PROGRAM INVENTORY BY STATUS AND PLANNED OPERATING ASSIGNMENTS 43

TABLE 4 TOTAL PROGRAM AND NON-PROGRAM AIRCRAFT INVENTORY BY LOCATION AND ORGANIZATIONAL UNIT 64

GENERAL

The Navy Program aircraft inventory is presented herein in three arrangements:

TABLE 2 is by type of reporting custodian within each command showing, for each unit and model of aircraft, location, authorized operating allowance, and actual inventory.

TABLE 3 is a summary of the actual operating inventory by major commands for each class, configuration and model in the program.

TABLE 4 is in alphabetic order of geographic location except that carriers and other ships are listed first showing for each location the "reporting custodians" or "unit" based there, the total aircraft in custody of each, and a code designation of their respective "command". The column headed Command contains their code designations, which are translated as follows:

11.....LANT.....Atlantic Fleet (Navy)
19.....LANT.....Atlantic Fleet (Marine Corps)

21.....PAC.....Pacific Fleet (Navy)
29.....PAC.....Pacific Fleet (Marine Corps)

31.....NABS.....Naval Air Bases (Navy)
39.....NABS.....Naval Air Bases (Marine Corps)

41.....NABTC.....Naval Air Basic Training Command
43.....NAATC.....Naval Air Advanced Training Command
44.....NATTC.....Naval Air Technical Training Command

50.....NART.....Naval Air Reserve Training Command

70.....R&D.....Research & Development, BUAER

88.....BUAER.....Maintenance and Support, BUAER

The above classifications are for logistic purposes and statistical convenience and in no way alter any organizational structure or military command established elsewhere by the Navy.

SECTION II

STATUS OF NAVY AIRCRAFT INVENTORY 67

CONFIDENTIAL

DECLASSIFIED

STATUS CODES

Table two of this report includes a column headed "STATUS" which refers to aircraft status code classifications as defined in OPNAV INSTRUCTION NO. 5442.2 For full status code definitions, see reference.

AIRCRAFT STATUS CLASSIFICATIONS	AIRCRAFT STATUS CODES							
THE PROCESS	IF IN THE PROCESS		IF AWAITING THE PROCESS (OR AWAITING TRANSFER ELSEWHERE FOR THE PROCESS)				IF ENROUTE TO THE PROCESS	
							Flight	Surface Transport
OPERATING	A-number, aging in tour, A-letter, not aging in tour		If in operating command		If In BUAER			
Primary Use:								
Combat	A1	AJ	B		B if completely ready for issue; B # to indicate material lacking:		C	C9
Combat Services	A2	AK	B				C	C9
Student Pilot Training	A3	AL	B				C	C9
Post-Student Training	A4	AM	B		B1-Airborne Equipment		C	C9
Crew Training	A5	AN	B		B2-Armament		C	C9
Individual Proficiency	A6	AO	B		B3-Electronic		C	C9
Transport	A7	AP	B		B4-Photographic		C	C9
Utility (Including Administrative)	A8	AQ	B		B5-Power Plant		C	C9
Research and Development	A9	AR	B				C	C9
STANDARD REWORK	D-number, in rework D-letter, rework completed except for flight check		If to be reworked where now located		If to be transferred elsewhere for rework			
			Flyable	Non-Flyable	Flyable	Non-Flyable		
Overhaul	D1	DA	E1	E6	EJ	EN	F1	F6
Progressive Maintenance-Conversion	D2	DB	E2	E7	EK	EP	F2	F7
Progressive Maintenance	D3	DC	E3	E8	EL	EQ	F3	F8
Overhaul-Conversion	D4	DD	E4	E9	EM	ER	F4	F9
Airline Maintenance	D9	-	E3	E8	EL	EQ	F3	F8
SPECIAL REWORK			If not in storage and if flyable, H - Number; but if nonflyable, H - Letter. If in storage, M - Number.					
					Not In Cans	In Cans		
Conversion	G4		H4	HM	-	-	I	I9
Modification	G5		H5	HN	-	-	I	I9
Repair	G6		H6	HO	-	-	I	I9
Modernization	G7		H7	HP	M7	M9	I	I9
Modernization-Conversion	G8		H8	HQ	M8	MQ	I	I9
Interim Rework	G9		H9	HR	-	-	I	I9
STORAGE								
Standard rework required . . . In cans	MW		NX				OX	
Not in cans	MX		NX				OX	
Standard rework not required . Not in cans	MY		NY				OY	
In cans	MZ		NY				OY	

RETIREMENT AND STRIKE		BASIS OF ELIGIBILITY FOR RETIREMENT AND STRIKE			
		Category 1 Damage	Category 2 Depreciation	Category 3 Administrative	Category 4 Service Life Ended
Awaiting decision to strike	Flyable	Q1	P2	P3	P4
	Nonflyable		Q2	Q3	Q4
Awaiting strike	Flyable		S2	S3	S4
	Nonflyable		SK	SL	SM
MAP . . No rework involved			R	R	R
Standard rework involved	In process		RD	RD	RD
	Awtg., enroute		RE	RE	RE
Special rework involved	In process		RG	RG	RG
	Awtg., enroute		RH	RH	RH

VARIOUS

Bailment . . On Contract	T
Contract pending	TR
Loan . . By the Navy	U
To the Navy	U5
Provisionally accepted	V#
Grounded, Structural	X
Disposition undetermined . . . . Awaiting	Y
Enroute	Z

Contingency Reserve:		If Enroute	If Not
Not stored . .	Flyable	WD	WF
	Nonflyable	WE	WN
Stored	In cans	WA	
	Not in cans	WB	

DECLASSIFIED

CONFIDENTIAL

LOCATION OF NAVY AIRCRAFT
ABBREVIATIONS USED IN THIS REPORT
(Excluding "Status" Codes)

ABD - Aboard (name of ship follows)
ABMA - Army Ballistic Missile Agency
ADV - Advance
AER - Aeronautics, Bureau of
AES - Aircraft Engineering Squadron
AFB - Air Force Base
ASW - Anti-Submarine Warfare
ATT - Naval Attache
ATU - Advanced Training Unit
AV , AVP - Seaplane Tenders

BAGR - Bureau of Aeronautics General Representative
BAMR - Bureau of Aeronautics Maintenance Representative
BAR - Bureau of Aeronautics Representative
BARR - Bureau of Aeronautics Resident Representative
BIS - Board of Inspection and Survey ("Y" Prefix)
BUAER - Bureau of Aeronautics

CAA - Civil Aeronautics Authority
CD - Central District
CMEF - Commander of Middle East Forces
CNFE - Commander Naval Far East
CNFGER - Commander Naval Forces Germany
CVA - Attack Carrier
CVE - Escort Carrier
CVG - Carrier Air Group
CVL - Light Carrier
CVS - ASW Support Carrier

DET - Detachment
DST - District

F&M - Ferry and Maintenance
FAGU - Fleet Air Gunnery Unit
FAETU - Fleet Airborne Electronics Training Unit
FASRON - Fleet Air Service Squadron
FAWTU - Fleet All Weather Training Unit
FLTACSUPP - Fleet Tactical Support Squadrons
FORAVAHQGRU - Marine Force Aviation Headquarters Group

GMGRU - Guided Missile Group
GMSRON - Guided Missile Service Squadron

H&HS - Headquarters and Headquarters Squadron
H&MS - Headquarters and Maintenance Squadron
HATU - Heavy Attack Training Unit
HDQTRS - Headquarters
HEDRON - Marine Headquarters Squadron
HMR - Marine Helicopter Transport Squadron
HMX - Marine Helicopter Operational Development Squadron
HS - Helicopter Anti-Submarine Squadron
HTG - Helicopter Training Group
HU - Helicopter Utility Squadron

INM - Inspector of Naval Material

JOC - Joint Operations Center
JTTU - Jet Transitional Training Unit

LANT - Naval Air Force, Atlantic Fleet

M&S - Maintenance and Support, BUAER
MAAG - Military Assistance Advisory Group
MARS - Marine Aircraft Repair Squadron
MARTRAREPLGRU - Marine Training and Replacement Group
MATRON - AEW Barrier Maintenance Squadron
MATS - Military Air Transport Service
MCAF - Marine Corps Air Facility
MCALF - Marine Corps Auxiliary Landing Field
MCAS - Marine Corps Air Station
MINDEFDEVU - Mine Defense Development Unit
MISS - Naval Mission
MTG - Marine Training Group
MWSG - Marine Wing Service Group

NAAS - Naval Auxiliary Air Station
NAATC - Naval Air Advanced Training Command
NABS - Naval Air Bases
NABTC - Naval Air Basic Training Command
NADC - Naval Air Development Center
NADU - Naval Air Development Unit
NAF - Naval Air Facility
NAMC - Naval Air Material Center
NAOTS - Naval Aviation Ordnance Test Station
NART - Naval Air Reserve Training
NARTS - Naval Air Rocket Test Station
NARTU - Naval Air Reserve Training Unit
NAS - Naval Air Station
NASA - National Aeronautics and Space Administration
NASWF - Naval Air Special Weapons Facility
NATC - Naval Air Test Center
NATRA - Naval Air Training
NATECHTRACEN - Naval Air Technical Training Center
NATECHTRAU - Naval Air Technical Training Unit
NATTC - Naval Air Technical Training Command
NATTU - Naval Air Technical Training Unit
NATU - Naval Air Torpedo Unit
NAV - Naval
NAVCICOFFSCH - Combat Information Center Officers' School
NLO - Naval Liaison Officer
NOTS - Naval Ordnance Test Station
NPG - Naval Proving Ground
NPU - Naval Parachute Unit
NSAWF - Naval School All Weather Flight
NTDC - Naval Training Device Center

O&R - Overhaul and Repair, BUAER M&S
ONR - Office of Naval Research
OPDEVFOR - Operational Development Force

PAC - Naval Air Force, Pacific Fleet
PRNC - Potomac River Naval Command

R&D - Research and Development, BUAER

SDC - Special Devices Center
SO&ES - Station Operations and Engineering Squadron
SRNC - Severn River Naval Command

TRANS - Transportation

USMC - United States Marine Corps
USN - United States Navy
USNMC - United States Naval Missile Center
USNR - United States Naval Reserve

VA - Attack Squadron
VAAW - Carrier Special Squadron Night
VAH - Heavy Attack or Mining Squadron
VAHM - Mining Squadron
VAP - Photographic Squadron
VAW - Carrier Special Squadrons Air Early Warning
VF - Fighter Squadron
VFAW - Carrier Special Squadron
VFP - Composite Squadron Photographic
VMA - Marine Attack Squadron
VMAT - Marine Attack Training Squadron
VMC - Marine Composite Squadron
VMCJ - Marine Composite Photographic Squadron
VMFAW - Marine All-Weather Fighter Squadron
VMFT - Marine Fighter Training Squadron
VMFTAW - Marine All-Weather Fighter Training Squadron
VMIT - Marine Instrument Training Squadron
VMJ - Marine Photographic Squadron
VMO - Marine Observation Squadron
VMR - Marine Transport Squadron
VP - Patrol Squadron
VQ - Electronic Counter Measures Squadron
VR - Transport Squadron
VS - Anti-Submarine Squadron
VU - Utility Squadron
VW - Air Early Warning Squadron
VX - Air Operational Development Squadron

ZP - Airship Patrol Squadron
ZTG - Airship Training Group
ZW - Barrier Squadron (Contiguous)
ZX - Airship Operational Development Squadron

NOTE: For information as to abbreviations used to designate class, subclass and version of aircraft, see pages 58 and 64.

CONFIDENTIAL

[redacted]

[redacted]

DECLASSIFIED

TABLE 1

PROGRAM OPERATING ALLOWANCES

Table 2 reflects planned aircraft model assignments to meet the allowances shown in Table 1. In instances where the Naval Aircraft Inventory contains insufficient aircraft of the types shown in Table 1, Table 2 will indicate substituted models. The primary operating status code included in Table 1 reflects the primary reason or intent for the operating units having an authorized operating allowance therefore. Where inconsistencies appear between the status codes listed in Table 1 and Table 2, differences will be resolved in favor of those listed in Table 1. Revisions to the authorized allowances listed in Table 1 will be indicated by an appropriate symbol for subsequent periods; however, because of budgetary considerations such revision will normally not appear at intervals of less than four months.

UNIT	LOCATION	CLASS	PRIMARY OPTG. STATUS	OPERATING ALLOWANCES 31 DEC 1959	31 MAR 1960	30 JUN 1960	30 SEP 1960
FLEET COMBAT UNITS							
USN							
AIR FORCE ATLANTIC FLEET							
CARRIER AIR GROUPS							
CVG 1							
CVG 1		VT JET	A4	1	1	1	1
VF 14	ABD ROOSEVLT	VF AW JET	A1	14	14	14	14
VF 11	ABD ROOSEVLT	VF AW JET	A1	14	14	14	14
VA 15	ABD ROOSEVLT	VA LL JET	A1	12	12	12	12
VA 46	ABD ROOSEVLT	VA DAY JET	A1	12	12	12	12
VA 172	ABD ROOSEVLT	VA DAY JET	A1	12	12	12	12
VAH 11	ABD ROOSEVLT	VA H JET	A1	12	12	12	9
CVG 3							
CVG 3		VT JET	A4	1	1	1	1
VF 31	ABD SARATOGA	VF AW JET	A1	14	14	14	14
VF 32	ABD SARATOGA	VF AW JET	A1	14	14	14	14
VA 34	ABD SARATOGA	VA DAY JET	A1	12	12	12	12
VA 35	ABD SARATOGA	VA LL JET	A1	12	12	12	12
VA 36	ABD SARATOGA	VA DAY JET	A1	12	12	12	12
VAH 9	ABD SARATOGA	VA H JET	A1	12	12	12	12
CVG 4							
RCVG 4		VT JET	A4	4	4	4	4
VA 43	OCEANA	VA DAY JET	A4	20	20	20	20
		VT JET	A4	28	28	28	28
VF 101	KEY WEST	VF AW JET	A4	20	20	20	20
		VT JET	A4	4	4	4	4
VF 174	CECIL FIELD	VF AW JET	A4	22	22	22	22
		VT JET	A4	4	4	4	4
VA 42	OCEANA	VA LL JET	A4	8	8	8	8
		VT SE	A4	7	7	7	7
VA 44	JACKSONVILLE	VA DAY JET	A4	20	20	20	20
		VA LL JET	A4	8	8	8	8
		VT JET	A4	14	14	14	14
		VT SE	A4	7	7	7	7
VAH 3	SANFORD	VA HT JET	A4	4	4	4	4
		VA H JET	A4	12	12	12	10
		VT JET	A4	4	4	4	4
CVG 6							
CVG 6		VT JET	A4	1	1	1	1
VF 33	OCEANA	VF AW JET	A1	14	14	14	14
VF 74	OCEANA	VF AW JET	A1	14	14	14	14
VA 65	OCEANA	VA LL JET	A1	12	12	12	12
VA 66	OCEANA	VA DAY JET	A1	12	12	12	12
VA 76	OCEANA	VA DAY JET	A1	12	12	12	12
VAH 13		VA H JET	A1				3
CVG 7							
CVG 7		VT JET	A4	1	1	1	1
VF 41	ABD FORRESTL	VF AW JET	A1	14	14	14	14
VF 84	ABD INDEPEND	VF AW JET	A1	14	14	14	14
VA 75	ABD INDEPEND	VA LL JET	A1	12	12	12	12
VA 86	ABD INDEPEND	VA DAY JET	A1	12	12	12	12
VA 72	ABD INDEPEND	VA DAY JET	A1	12	12	12	12
VAH 1	ABD INDEPEND	VA H JET	A1	12	12	12	12
CVG 8							
CVG 8		VT JET	A4	1	1	1	1
VF 102	ABD FORRESTL	VF AW JET	A1	14	14	14	14
VA 81	ABD FORRESTL	VA DAY JET	A1	12	12	12	12
VF 103	OCEANA	VF AW JET	A1	14	14	14	14
VA 83	ABD FORRESTL	VA DAY JET	A1	12	12	12	12
VA 85	ABD FORRESTL	VA LL JET	A1	12	12	12	12
VAH 5	ABD FORRESTL	VA H JET	A1	12	12	12	12
CVG 10							
CVG 10		VT JET	A4	1	1	1	1
VA 12	CECIL FIELD	VA DAY JET	A1	12	12	12	12
VF 13	ABD ESSEX	VF AW JET	A1	14	14	14	14
VF 62	ABD ESSEX	VF AW JET	A1	14	14	14	14
VA 106	CECIL FIELD	VA DAY JET	A1	12	12	12	12
VA 176	ABD ESSEX	VA LL JET	A1	12	12	12	12
VAH 7	SANFORD	VA H JET	A1	12	12	12	
VAH 15		VA H JET	A1				12
SPECIAL SQDNS							
PHOTOGRAPHIC SQDNS							
VFP 62	JACKSONVILLE	VF P JET	A1	24	24	24	24
VAP 62	JACKSONVILLE	VA P JET	A1	12	12	12	12
INTELLIGENCE SQDNS							
AIR EARLY WARNING SQDNS							
VAW 12	QUONSET PNT	VA W	A1	44	44	44	44
VAW 33	QUONSET PNT	VA Q	A1	12	12	12	12
CARRIER SPECIAL SQDNS AIR EARLY WARNING							
INTERCEPTOR SQDNS							
GUIDED MISSLE SERVICE SQDN							
GMSRON 2	ROOSEVLT RDS	VF D JET	A1	7	7	7	7
		VP LD	A2	2	2	2	2
		VT D	A2	2	2	2	2
		HU	A2	1	1	1	1
ELECTRONIC COUNTER MEASURE SQDNS							
VQ 2	ROTA	VA Q JET	A1	9	9	9	9
		VW Q	A1	3	3	3	3
CARRIER ANTI SUBMARINE SQDNS							
VS 27	NORFOLK	VS	A1	20	20	20	20
VS 30	NORFOLK	VS	A1	20	20	20	20
VS 31	ABD WASP	VS	A1	20	20	20	20
VS 32	QUONSET PNT	VS	A1	20	20	20	20
VS 36	NORFOLK	VS	A1	20	20	20	20
VS 39	ABD TARAWA	VS	A1	20	20	20	20
HELICOPTER ANTI SUBMARINE SQDNS							
HS 1	KEY WEST	HS	A1	16	16	16	16
HS 3	NORFOLK	HS	A1	16	16	16	16
HS 5	KEY WEST	HS	A1	16	16	16	16
HS 7	NORFOLK	HS	A1	16	16	16	16
HS 9	ABD TARAWA	HS	A1	16	16	16	16
HS 11	QUONSET PNT	HS	A1	16	16	16	16
PATROL SQDNS LAND PLANE							
VP 5	JACKSONVILLE	VP L	A1	12	12	12	12
VP 7	KEFLAVIK	VP L	A1	12	12	12	12
VP 8	NORFOLK	VP L	A1	12	12	12	12
VP 10	ROTA	VP L	A1	12	12	12	12
VP 11	BRUNSWICK	VP L	A1	12	12	12	12
VP 16	ARGENTIA	VP L	A1	12	12	12	12
VP 18	JACKSONVILLE	VP L	A1	12	12	12	12
VP 21	BRUNSWICK	VP L	A1	12	12	12	12
VP 23	ICELAND	VP L	A1	12	12	12	12
VP 24	KEFLAVIK	VP L	A1	12	12	12	12
VP 26	BRUNSWICK	VP L	A1	12	12	12	12
PATROL SQDNS SEA PLANE							
VP 44	NORFOLK	VP S	A1	12	12	12	12
VP 45	BERMUDA	VP S	A1	12	12	12	12
VP 49	BERMUDA	VP S	A1	12	12	12	12
VP 56	NORFOLK	VP S	A1	12	12	12	12
PATROL SQDNS AIRSHIP							
ZP 3	LAKEHURST	VT ME	A4	1	1	1	1
		ZP	A1	4	4	4	4
MINING SQDNS							
FLEET AIR EARLY WARNING SQDNS							
VW 2	PTXNT RIVER	VW	A1	12	12	12	6
VW 4	JACKSONVILLE	VW	A1	6	6	6	6
BARRIER SQDNS DISTANT WARNING							
VW 11	ARGENTIA	VW	A1	12	12	12	12
VW 13	PTXNT RIVER	VW	A1	6	6	6	6
VW 15	PTXNT RIVER	VW	A1	6	6	6	6
BARR TRA UNIT	PTXNT RIVER	VR H	A5	4	4	4	4
BARRIER SQDNS CONTIGUOUS							
ZW 1	LAKEHURST	VT ME	A4	2	2	2	2
		ZW	A1	4	4	4	4
HELICOPTER RECONNAISSANCE SAR SQDNS							
HU 2	LAKEHURST	HU	A1	60	60	60	60
FLEET TACTICAL SUPPORT SQDNS							
VR 1	PTXNT RIVER	VR H	A2	5	5	5	5
		VR M	A2	12	12	12	12
VR 24	PORT LYAUTEY	VR H	A2	6	6	6	6
		VR C	A2	6	6	6	6
USMC							
MARINE HEADQUARTERS SQDNS							
MARS MWSG 27	CHERRY POINT	VA DAY	A2	4	4	2	2
		VR H	A2	2	2	2	2
		VR M	A2	2	2	2	2
		VT JET	A6	4	2	2	2
H&MS 14	CHERRY POINT	VR M	A2	1	1	1	1
		VT JET	A2	3	3	3	2
H&MS 24	CHERRY POINT	VR M	A2	1	1	1	1
		VT JET	A2	3	3	3	3
H&MS 26	NEW RIV JAX	VR M	A2	2	2	2	2
H&MS 32	CHERRY POINT	VR M	A2	1	1	1	1
		VT JET	A2	3	3	3	3
MARINE FIGHTER SQDNS							
VMF 122	BEAUFORT	VF DAY JET	A1	20	20	20	20
VMF 235	GTMO BAY	VF DAY JET	A1	20	20	20	20
VMF 333	BEAUFORT	VF DAY JET	A1	20	20	20	20
VMF 312	BEAUFORT	VF DAY JET	A1	20	20	20	20
MARINE FIGHTER ALL WEATHER SQDNS							
VMFAW 114	CHERRY POINT	VF AW JET	A1	20	20	20	20
VMFAW 115	CHERRY POINT	VF AW JET	A1	20	20	20	20

[redacted]

[redacted]

DECLASSIFIED

[redacted]

TABLE 1

PROGRAM OPERATING ALLOWANCES

UNIT	LOCATION	CLASS	PRIMARY OPTG. STATUS	OPERATING ALLOWANCES 31 DEC 1959	31 MAR 1960	30 JUN 1960	30 SEP 1960
MARINE ATTACK SQDNS							
VMA 224	CHERRY POINT	VA DAY JET	A1	20	20	20	20
VMA 225	ABD ESSEX	VA DAY JET	A1	20	20	20	20
VMA 324	ABD ANTIETAM	VA DAY JET	A1	20	20	20	20
VMA 331	BEAUFORT	VA DAY JET	A1	20	20	20	20
VMA 533	CHERRY POINT	VA DAY JET	A1	20	20	20	20
MARINE COMPOSITE PHOTOGRAPHIC SQDNS							
VMCJ 2	CHERRY POINT	VF P JET	A1	9	9	9	9
		VF Q JET	A1	9	6	6	6
MARINE TRANSPORT SQDNS							
VMR 252	CHERRY POINT	VR M	A2	20	20	20	20
VMR 353	CHERRY POINT	VR M	A2	9	9	9	9
MARINE HELICOPTER TRANSPORT SQDNS							
HMRL 162	NEW RIV JAX	HR L	A1	20	20	20	25
HMRL 264	NEW RIV JAX	HR L	A1	18	20	20	25
HMRL 262	NEW RIV JAX	HR L	A1	18	18	20	25
HMRC 263	NEW RIV JAX	HO	A1	12	12	12	12
		HR L	A1	12	12	12	12
HMRM 461	ABD CHMPLAIN	HR M	A1	18	18	18	14
MARINE OBSERVATION SQDNS							
VMO 1	NEW RIV JAX	VO	A1	12	12	12	12
DIRECT FLEET SUPPORT UNITS							
OPERATIONAL DEVELOPMENT SQDNS							
VX 1	KEY WEST	VS	A9	2	2	2	2
		VP L	A9	3	3	3	3
		VP S	A9	2	2	2	2
		HS	A9	4	4	4	4
VX 3	OCEANA	VF AW JET	A9	9	9	9	9
		VR M	A8	1	1	1	1
		VT JET	A9	1	1	1	1
VX 6	QUONSET PNT	VP L	A8	3	3	3	
		VR H	A8	2	2	2	5
		VR M	A8	6	6	6	2
		VU SAR	A8	6	6	6	6
		HU	A8	3	3	3	3
FLEET AIRCRAFT SERVICE SQDNS							
FASRON 3	NORFOLK	VR C	A2	2	2	2	
		VT ME	A6	10	10	10	
FASRON 5	OCEANA	VT ME	A6	2			
FASRON 9	CECIL FIELD	VT ME	A6	2	2		
FASRON 51	SANFORD	VR M	A2	1	1		
		VT ME	A6	2	2		
FASRON 102	NORFOLK	VW WEA	A2	1	1	1	
		VR H	A2	1	1	1	
		VR M	A2	6	6	6	
		VU SAR	A8	1	1	1	
		VT ME	A6	2	2	2	
FASRON 105	ROOSEVLT RDS	VU SAR	A2	1			
FASRON 106	ARGENTIA	VR H	A2	1	1	1	
		VT ME	A6	1	1	1	
FASRON 107	ICELAND	VR H	A2	1	1	1	
FASRON 108	BRUNSWICK	VT ME	A6	1			
FASRON 111	BERMUDA	VU SAR	A2	1	1		
FASRON SPC 200	LONDON	VR M	A2	4	4		
		VT ME	A6	3	3		
FLEET UTILITY AND DRONE CONTROL SQDNS							
VU 2	QUONSET PNT	VF DAY JET	A8	10	10	10	10
		VU TOW	A8	3	3	3	3
VU 4	OCEANA	VF DAY JET	A8	10	10	10	10
		VU TOW	A8	3	3	3	3
VU 10	GTMO BAY	VF DAY JET	A8	7	7	7	7
		VU TOW	A8	5	5	5	5
FLEET BASES OVERSEAS							
NAVSTA	ARGENTIA	VR H	A2	1	1	1	2
		VU SAR	A2	1	1	1	1
		VT ME	A6				1
		HU	A2	2	2	2	2
NAF	NAPLES	VR M	A2	3	3	3	3
		VU SAR	A2	1	1	1	1
		VT ME	A6	5	5	5	5
NAF	SIGONELLA	VR M	A2	1	1	1	1
		VU SAR	A2		1	1	1
		VT ME	A6	1	1	1	1
NAF	LAJES	VU SAR	A2	1	1	1	1
NAF	KEFLAVIK	VR H	A2				1
HDQTRS CMEF	DHAHRAN AFB	VR M	A2	1	1	1	1
NAF ADV BASE	PORT LYAUTEY	VR M	A2	1	1	1	1
		VU SAR	A2	1	1	1	1
		VT ME	A6	1	1	1	1
		HU	A2	1	1	1	1
NAVSTA	ROTA	VR M	A2	2	2	2	2
		VT ME	A6	3	3	3	3
		HU	A2	1	1	1	1
TENTH NAVAL DISTRICT							
COM FIFTEEN	PANAMA	VR M	A8	1	1	1	1
NAVSTA	TRINIDAD	VU SAR	A2	1	1	1	1
NAS 10 NAVDST	GTMO BAY	VR M	A8	1	1	1	1
		VU SAR	A2	2	2	2	2
		VT ME	A6	1	1	1	1
		HU	A2	1	1	1	1
NAVSTA	ROOSEVLT RDS	VR M	A2	2	2	2	2
		VU SAR	A2	2	2	2	2
		VT ME	A6	1	1	1	1
		HU	A2	1	1	1	1
FL AIR DET	LONDON	VR M	A2			4	4
		VT ME	A6			3	3
CV AND AV UTILITY AIRCRAFT							
CVA 9 ESSEX	NORFOLK	VA DAY	A2	1	1	1	1
		VR C	A2	1	1	1	1
CVA 11 INTREPD	QUONSET PNT	VA DAY	A2	1	1	1	1
		VR C	A2	1	1	1	1
CVS15 RANDOLPH	NORFOLK	VR C	A2	1	1	1	1
CVS 36 ANTETAM	NEW YORK	VR C	A2		1	1	1
CVS 39 CHMPLAN	MAYPORT	VR C	A2	1	1	1	1
CVS 40 TARAWA	NEWPORT	VR C	A2	1			
CVA 42 FDR	MAYPORT	VA DAY	A2	1	1	1	1
		VR C	A2	1	1	1	1
CVA 59 FORSTAL	NORFOLK	VA DAY	A2	1	1	1	1
		VR C	A2	1	1	1	1
CVA 60 SARATOG	NEW YORK	VA DAY	A2	1	1	1	1
		VR C	A2	1	1	1	1
CVS 45 VALYFRG	NORFOLK	VR C	A2	1	1	1	1
CVS 18 WASP	NORFOLK	VR C	A2	1	1	1	1
CVA 62 INDPEND	NORFOLK	VA DAY	A2	1	1	1	1
		VR C	A2	1	1	1	1
AV 5	NORFOLK	VU SAR	A2	1	1	1	1
MARINE AIR FMF & FORCE AVIATION HDQTR SQDNS							
H&HS AFMFLNT	NORFOLK	VR H	A2	1	1	1	1
		VR M	A2	1	1	1	1
		VT JET	A6	2	2	2	2
		VT ME	A6	2	2	2	2
MARINE FLEET TRAINING SQDNS							
VMT 1	CHERRY POINT	VT JET	A4	20	20	20	20
INDIRECT FLEET SUPPORT UNITS							
FIFTEENTH NAVAL DISTRICT							
NAVAL ATTACHES AND MISSIONS LANT							
ATT ATHENS	GREECE	VU SAR	A8	1	1	1	1
ATT CAIRO	EGYPT	VR M	A8	1	1	1	1
ATT MEXICO CTY	MEXICO	VR M	A8	1	1	1	1
ATT NEW DELHI	INDIA	VR M	A8	1	1	1	1
ATT OSLO	NORWAY	VU SAR	A8	1	1	1	1
ATT PRETORIA	SO AFRICA	VR M	A8	1	1	1	1
ATT TEHRAN	IRAN	VR M	A8	1	1	1	1
MISSION ANKARA	TURKEY	VR M	A8	1	1	1	1
MISSION BOGOTA	COLOMBIA	VR M	A8	1	1	1	1
MISSION PTAUPR	HAITI	HU	A8	1	1	1	1
MISSION LIMA	PERU	VR M	A8	1	1	1	1
MISSION QUITO	ECUADOR	VR M	A8	1	1	1	1
MISSION RIO DJ	BRAZIL	VR M	A8	1	1	1	1
MISSION VLPRSO	CHILE	VR M	A8	1	1	1	1
NAV ADV GROUP	BUENOS AIRES	VR M	A8	1	1	1	1
MISSION CUITRU	DOM REP	VT ME	A8	1	1	1	1
FLEET COMBAT UNITS							
USN							
AIR FORCE PACIFIC FLEET							
CARRIER AIR GROUPS							
CVG 2							
CVG 2		VT JET	A6	1	1	1	1
VA 23	ABD MIDWAY	VA DAY JET	A1	12	12	12	12
VF 24	ABD MIDWAY	VF AW JET	A1	14	14	14	14
VA 22	ABD MIDWAY	VA DAY JET	A1	12	12	12	12
VF 21	ABD MIDWAY	VF AW JET	A1	14	14	14	14
VA 25	ABD MIDWAY	VA LL JET	A1	12	12	12	12
VAH 8	ABD MIDWAY	VA H JET	A1	9	9	9	9
CVG 5							
CVG 5		VT JET	A6	1	1	1	1
VF 51	MIRAMAR	VF AW JET	A1	14	14	14	14
VA 52	MIRAMAR	VA LL JET	A1	12	12	12	12
VF 53	MIRAMAR	VF AW JET	A1	14	14	14	14
VA 55	MIRAMAR	VA DAY JET	A1	12	12	12	12
VA 56	MIRAMAR	VA DAY JET	A1	12	12	12	12
VAH 4 B	MIRAMAR	VA H JET	A1	3	3	3	3

[redacted]

DECLASSIFIED

TABLE 1

PROGRAM OPERATING ALLOWANCES

UNIT	LOCATION	CLASS	PRIMARY OPTG. STATUS	OPERATING ALLOWANCES 31 DEC 1959	31 MAR 1960	30 JUN 1960	30 SEP 1960
CVG 9							
CVG 9		VT JET	A6	1	1	1	1
VF 91	ALAMEDA	VF AW JET	A1	14	14	14	14
VF 92	ALAMEDA	VF AW JET	A1	14	14	14	14
VA 93	ALAMEDA	VA DAY JET	A1	12	12	12	12
VA 94	ALAMEDA	VA DAY JET	A1	12	12	12	12
VA 95	ALAMEDA	VA LL JET	A1	12	12	12	12
VAH 6	WHDBY ISLAND	VA H JET	A1	12	12	12	12
CVG 11							
CVG 11		VT JET	A6	1	1	1	1
VF 111	ATSUGI	VF AW JET	A1	14	14	14	14
VA 112	MIRAMAR	VA DAY JET	A1	12	12	12	12
VA 113	ATSUGI	VA DAY JET	A1	12	12	12	12
VF 114	ATSUGI	VF AW JET	A1	14	14	14	14
VA 115	ABD SHANGRLA	VA LL JET	A1	12	12	12	12
VAH 4 C	ABD SHANGRLA	VA H JET	A1	3	3	3	
VAH 16	MIRAMAR	VA H JET	A1				12
CVG 12							
RCVG 12		VT JET	A4	4	4	4	4
VF 121	MIRAMAR	VF AW JET	A4	30	30	30	30
		VT JET	A4	29	29	29	29
VA 122	NORTH ISLAND	VA LL JET	A4	17	17	17	17
		VT SE	A4	10	10	10	10
VF 124	MOFFETT FLD	VF AW JET	A4	26	26	26	26
		VT JET	A4	29	29	29	29
VA 125	MOFFETT FLD	VA DAY JET	A4	24	24	24	24
		VT JET	A4	4	4	4	4
VA 126	MIRAMAR	VA DAY JET	A4	24	24	24	24
		VT JET	A4	4	4	4	4
VAH 123	WHDBY ISLAND	VA HT JET	A4	4	4	4	4
		VA H JET	A4	10	10	10	12
		VT JET	A4	4	4	4	4
CVG 14							
CVG 14		VT JET	A6	1	1	1	1
VF 141	MIRAMAR	VF AW JET	A1	14	14	14	14
VF 142	MIRAMAR	VF AW JET	A1	14	14	14	14
VA 144	MIRAMAR	VA DAY JET	A1	12	12	12	12
VA 145	MIRAMAR	VA LL JET	A1	12	12	12	12
VA 146	ABD RANGER	VA DAY JET	A1	12	12	12	12
VAH 4 F		VA H JET	A1	3	3	3	3
CVG 15							
CVG 15		VT JET	A6	1	1	1	1
VF 151	ABD HANCOCK	VF AW JET	A1	14	14	14	14
VA 152	ABD HANCOCK	VA LL JET	A1	12	12	12	12
VA 153	ABD HANCOCK	VA DAY JET	A1	12	12	12	12
VF 154	ABD HANCOCK	VF AW JET	A1	14	14	14	14
VA 155	ABD HANCOCK	VA DAY JET	A1	12	12	12	12
VAH 4 D	ABD HANCOCK	VA H JET	A1	3	3	3	
VAH 2	WHDBY ISLAND	VA H JET	A1		9	9	9
CVG 19							
CVG 19		VT JET	A6	1	1	1	1
VF 191	MOFFETT FLD	VF AW JET	A1	14	14	14	14
VA 192	ABD RICHARD	VA DAY JET	A1	12	12	12	12
VF 193	MOFFETT FLD	VF AW JET	A1	14	14	14	14
VF 195	MOFFETT FLD	VA DAY JET	A1	12	12	12	12
VA 196	MOFFETT FLD	VA LL JET	A1	12	12	12	12
VAH 4 E	WHDBY ISLAND	VA H JET	A1	3	3	3	
VAH 7	ABD KITTYHWK	VA H JET	A1				12
CVG 21							
CVG 21		VT JET	A6	1	1	1	1
VF 211	ABD LEXINGTN	VF AW JET	A1	14	14	14	14
VA 212	ABD LEXINGTN	VA DAY JET	A1	12	12	12	12
VF 213	ABD LEXINGTN	VF AW JET	A1	14	14	14	14
VA 215	ABD LEXINGTN	VA LL JET	A1	12	12	12	12
VA 216	MOFFETT FLD	VA DAY JET	A1	12	12	12	12
VAH 4 L	CUBI PNT	VA H JET	A1	3	3	3	3
SPECIAL SQDNS							
PHOTOGRAPHIC SQDNS							
COMPOSITE PHOTOGRAPHIC SQDNS							
VCP 61	AGANA	VF P JET	A1	12	12	12	12
		VA P JET	A1	6	6	6	6
VCP 63	MIRAMAR	VF P JET	A1	20	20	20	20
		VA P JET	A1	6	6	6	6
INTELLIGENCE SQDNS							
NIGHT SQDN							
AIR EARLY WARNING SQDNS							
VAW 11	NORTH ISLAND	VA W	A1	32	32	32	32
		VA Q	A1	8	8	8	8
VAW 13	AGANA	VA W	A1	16	16	16	16
		VA Q	A1	8	8	8	8
INTERCEPTOR SQDN							
VFAW 3	NORTH ISLAND	VF AW JET	A1	25	25	25	25
GUIDED MISSLE SERVICE SQDN							
GMSRON 1	BARBERS PNT	VF D JET	A1	19	19	19	19
		VT D JET	A2	6	6	6	6

UNIT	LOCATION	CLASS	PRIMARY OPTG. STATUS	OPERATING ALLOWANCES 31 DEC 1959	31 MAR 1960	30 JUN 1960	30 SEP 1960
ELECTRONIC COUNTER MEASURE SQDNS							
VQ 1	IWAKUNI	VA Q JET	A1	9	9	9	9
		VW Q	A1	3	3	3	3
CARRIER ANTI SUBMARINE SQDNS							
VS 21	ABD KEARSRGE	VS	A1	20	20	20	20
VS 23	LOS ALAMITOS	VS	A1	20	20	20	20
VS 37	LOS ALAMITOS	VS	A1	20	20	20	20
VS 38	ABD HORNET	VS	A1	20	20	20	20
HELICOPTER ANTI SUBMARINE SQDNS							
HS 2	REAM FLD	HS	A1	16	16	16	16
HS 4	REAM FLD	HS	A1	16	16	16	16
HS 6	ABD KEARSRGE	HS	A1	16	16	16	16
HS 8	ABD HORNET	HS	A1	16	16	16	16
PATROL SQDNS LAND PLANE							
VP 1	IWAKUNI	VP L	A1	12	12	12	12
VP 2	WHDBY ISLAND	VP L	A1	12	12	12	12
VP 4	NAHA	VP L	A1	12	12	12	12
VP 6	BARBERS PNT	VP L	A1	12	12	12	12
VP 9	ALAMEDA	VP L	A1	12	12	12	12
VP 17	WHDBY ISLAND	VP L	A1	12	12	12	12
VP 19	ALAMEDA	VP L	A1	12	12	12	12
VP 22	BARBERS PNT	VP L	A1	12	12	12	12
VP 28	BARBERS PNT	VP L	A1	12	12	12	12
PATROL SQDNS SEA PLANE							
VP 40	SANGLEY PNT	VP S	A1	12	12	12	12
VP 42	SANGLEY PNT	VP S	A1	12	12	12	12
VP 46	NORTH ISLAND	VP S	A1	12	12	12	12
VP 47	ALAMEDA	VP S	A1	12	12	12	12
VP 48	IWAKUNI	VP S	A1	12	12	12	12
VP 50	WHDBY ISLAND	VP S	A1	12	12	12	12
FLEET AIR EARLY WARNING SQDNS							
VW 1	AGANA	VW	A1	9	9	9	9
VW 3	AGANA	VW	A1	9	9	9	
BARRIER SQUADRONS DISTANT WARNING							
VW 12	BARBERS PNT	VW	A1	12	12	12	12
VW 14	BARBERS PNT	VW	A1	13	13	13	13
AIRBARSRON 2	BARBERS PNT	VR H	A5	5	5	5	5
HELICOPTER RECONNAISSANCE SAR SQDNS							
HU 1	REAM FLD	HU	A2	54	54	54	54
FLEET TACTICAL SUPPORT SQDNS							
VR 21	BARBERS PNT	VR H	A2	17	17	17	17
		VR M	A2	3	3	3	3
		VR C	A2	10	10	10	10
USMC							
MARINE HEADQUARTERS SQDNS							
MARS 17	IWAKUNI	VR H	A2	2	2	2	2
		VR M	A2	4	4	4	4
		VT JET	A4	3	3	2	2
		HU	A2	2	2	2	
H&MS 11	ATSUGI	VR M	A2	1	1	1	1
		VT JET	A4	3	3	3	3
H&MS 12	IWAKUNI	VR M	A2	1	1	1	1
		VT JET	A4	3	3	3	3
H&MS 13	KANEOHE	VR H	A2	1	1	1	1
		VT JET	A4	3	3	3	3
H&MS 15	EL TORO	VR M	A2	1	1	1	1
		VT JET	A4	3	3	3	3
MARS 37	EL TORO	VR H	A2	1	1	1	1
		VR M	A2	3	3	3	3
		VT JET	A4	4	4	4	4
H&MS 33	EL TORO	VR M	A2	1	1	1	1
		VT JET	A4	3	3	3	3
MARINE FIGHTER SQDNS							
VMF 232	KANEOHE	VF DAY JET	A1	20	20	20	20
VMF 251	EL TORO	VF DAY JET	A1	20	20	20	20
VMF 323	EL TORO	VF DAY JET	A1	20	20	20	20
VMF 334	EL TORO	VF DAY JET	A1	20	20	20	20
VMF 451	ATSUGI	VF DAY JET	A1	20	20	20	20
MARINE ALL WEATHER FIGHTER SQDNS							
VMFAW 314	ATSUGI	VF AW JET	A1	20	20	20	20
VMFAW 513	EL TORO	VF AW JET	A1	20	20	20	20
VMFAW 531	ATSUGI	VF AW JET	A1	20	20	20	20
VMFAW 542	EL TORO	VF AW JET	A1	20	20	20	20

DECLASSIFIED

TABLE 1

PROGRAM OPERATING ALLOWANCES

UNIT	LOCATION	CLASS	PRIMARY OPTG. STATUS	OPERATING ALLOWANCES 31 DEC 1959	31 MAR 1960	30 JUN 1960	30 SEP 1960
MARINE ATTACK SQDNS							
VMA 121	EL TORO	VA DAY JET	A1	20	20	20	20
VMA 211	IWAKUNI	VA DAY JET	A1	20	20	20	20
VMA 212	KANEOHE	VA DAY JET	A1	20	20	20	20
VMA 214	KANEOHE	VA DAY JET	A1	20	20	20	20
VMA 223	EL TORO	VA DAY JET	A1	20	20	20	20
VMA 311	EL TORO	VA DAY JET	A1	20	20	20	20
VMA 332	IWAKUNI	VA DAY JET	A1	20	20	20	20
MARINE COMPOSITE PHOTOGRAPHIC SQDNS							
VMCJ 1	IWAKUNI	VF Q JET	A1	9	9	6	6
		VF P JET	A1	6	6	6	6
VMCJ 3	EL TORO	VF P JET	A1	12	12	12	12
		VF Q JET	11	9	9	9	9
MARINE TRANSPORT SQDNS							
VMR 253	IWAKUNI	VR H	A2	8	8	8	8
		VR M	A2	8	8	8	5
		VG	A2				2
VMR 352	EL TORO	VR H	A2	10	10	10	6
		VR M	A2	5	5	5	
		VG	A2				9
MARINE HELICOPTER TRANSPORT SQDNS							
HMRL 161	KANEOHE	HR L	A1	18	20	24	25
HMRL 163	SANTA ANA	HR L	A1	20	22	24	25
HMRL 261	ABDTHETISBAY	HR L	A1	24	24	24	25
HMRL 361	ABD PRINCETN	HR L	A1	20	22	24	25
HMRL 362	ABDTHETISBAY	HR L	A1	24	24	24	25
HMRC 363	EL TORO	HO	A1	12	12	12	12
		HR L	A1	12	12	12	12
HMRM 462	SANTA ANA	HR M	A1	17	17	17	14
MARINE OBSERVATION SQDNS							
VMO 2	SUKIRON	VO	A1	12	12	12	12
		HO	A1	12	12	12	12
VMO 6	CAMP PENDLET	VO	A1	12	12	12	12
DIRECT FLEET SUPPORT UNITS OPERATIONAL DEVELOPMENT SQDNS							
VX 4	POINT MUGU	VF AW JET	A9	7	7	7	7
		VT JET	A6	1	1	1	1
VX 5	CHINA LAKE	VA DAY JET	A9	10	10	10	10
		VA H JET	A9	2	2	2	2
		VA DAY	A9	2	2	2	2
		VT JET	A6	1	1	1	1
FLEET AIRCRAFT SERVICE SQDNS							
FASRON 4	NORTH ISLAND	VR M	A8	1	1	1	
		VT JET	A6	3	3	3	
		VT ME	A6	3	3	3	
FASRON 10	MOFFETT FLD	VT JET	A6	2			
FASRON 11	ATSUGI	VT JET	A6	5			
		VT ME	A6	5			
FASRON 12	MIRAMAR	VT JET	A6	3	3		
FASRON 114	KODIAK	VU SAR	A2	1	1	1	
FASRON 117	BARBERS PNT	VT JET	A6	3	3	3	
		VT ME	A6	5	5	5	
FASRON 118	NAHA	VU SAR	A2	1			
		VT ME	A6	3			
FASRON 120	IWAKUNI	VU SAR	A2	1			
		VT ME	A6	2			
FLEET UTILITY AND DRONE CONTROL SQDNS							
VU 1	BARBERS PNT	VF D JET	A8	4	4	4	4
		HU	A8	2	2	2	2
VU 3	BROWN FIELD	VF D JET	A8	6	6	6	6
		VP LD	A8	1	1	1	1
		VU TOW D	A8	3	3	3	3
		VT D	A8	3	3	3	3
VU 5	ATSUGI	VF DAY JET	A8	5	5	5	5
		VF D JET	A8	4	4	4	4
		VP LD	A8	1	1	1	1
		VU TOW	A8	4	4	4	4
VU 7	BROWN FIELD	VF DAY JET	A8	12	12	12	12
		VU TOW	A8	10	10	10	10
FLEET AIR GUNNERY SCHOOL							
FL AIR GUN SCH	YUMA	VF DAY JET	A4	12			
		VF AW JET	A4	8			
		VA DAY JET	A4	12			
		VA DAY	A2	1			
		VT ME	A4	1			

UNIT	LOCATION	CLASS	PRIMARY OPTG. STATUS	OPERATING ALLOWANCES 31 DEC 1959	31 MAR 1960	30 JUN 1960	30 SEP 1960
FLEET BASES OVERSEAS USN							
NAS	AGANA	VR H	A2	1	1	1	1
		VU SAR	A2	3	3	3	3
		VT ME	A6	1	1	1	1
		HU	A2	2	2	2	2
NAS	ATSUGI	VR M	A2	1	1	1	1
		VT JET	A2	2	7	7	7
		VT ME	A6	1	7	7	7
		HU	A2	2	2	2	2
NAS CUBI PNT	CUBI PNT	VU SAR	A2	1	1	1	1
		VT JET	A2			2	2
		VT ME	A6	3	3	3	3
		HU	A2	2	2	2	2
NAF	NAHA	VU SAR	A2	1	2	2	2
		VT ME	A6		3	3	3
NAF	OPPAMA	VU SAR	A2	3	3	3	3
NAVSTA	SANGLEY PNT	VR H	A2	1	1	1	1
		VR M	A2	2	2	2	2
		VT ME	A6		2	2	2
		HU	A2	1	1	1	1
COMTAIWANDEF	TAIWAN	VR M	A2	1	1	1	1
COMNAVFORJAPAN	YOKOSUKA	VR M	A2	1	1	1	1
FL AIR DET	IWAKUNI	VU SAR	A2		1	1	1
		VT ME	A6		2	2	2
NAVAL BASES AND NAVAL AIR STATIONS FOURTEENTH NAVAL DISTRICT							
NAVSTA 14 ND	KWAJALEIN	VU SAR	A2	4	4	4	4
NAS 14 NAVDST	BARBERS PNT	VR H	A2	1	1	1	1
		VR M	A2	1	1	1	1
		VT JET	A6				3
		VT ME	A6	2	2	2	7
		HU	A2	2	2	2	2
NAVSTA 14 ND	MIDWAY	VU SAR	A2	3	3	3	3
		HU	A2	1	1	1	1
NAS 14 NAVDST	PEARL HARBOR	VT ME	A6	1	1	1	
SEVENTEENTH NAVAL DISTRICT							
NAVSTA 17 ND	ADAK	VU SAR	A2	2	2	2	2
NAVSTA 17 ND	KODIAK	VR H	A2	2	2	2	2
		VU SAR	A2				1
CV AND AV UTILITY AIRCRAFT							
CVA 61 RANGER	ALAMEDA	VA DAY	A2	1	1	1	1
		VR C	A2	1	1	1	1
CVA 31 RICHARD	ALAMEDA	VA DAY	A2	1	1	1	1
		VR C	A2	1	1	1	1
CVS 33 KERSRGE	LONG BEACH	VR C	A2	1	1	1	1
CVS 12 HORNET	BREMERTON	VR C	A2	1	1	1	1
CVA 20 BENNING	SAN DIEGO	VR C	A2	1	1	1	1
CVS 10 YORKTWN	BREMERTON	VR C	A2	1	1	1	1
CVA 14 TCNDRGA	ALAMEDA	VA DAY	A2	1	1	1	1
		VR C	A2	1	1	1	1
CVA 16 LEXETON	LOS ANGELES	VA DAY	A2	1	1	1	1
		VR C	A2	1	1	1	1
CVA 19 HANCOCK	SAN DIEGO	VA DAY	A2	1	1	1	1
		VR C	A2	1	1	1	1
CVA 34 ORISKNY	ALAMEDA	VA DAY	A2	1	1	1	1
		VR C	A2	1	1	1	1
CVA 38 SHANGRL		VA DAY	A2	1			
		VR C	A2	1			
CVA 41 MIDWAY	ALAMEDA	VA DAY	A2	1	1	1	1
		VR C	A2	1	1	1	1
CVA 43 CRL SEA		VA DAY	A2		1	1	1
		VR C	A2		1	1	1
MARINE AIR FMF & FORCE AVIATION HQTRS SQDN							
HMS AFMFPAC	EL TORO	VR H	A2	1	1	1	1
		VR M	A2	2	2	2	2
		VT JET	A6	2	2	2	2
MARINE FLEET TRAINING SQDNS							
VMT 2	EL TORO	VT JET	A4	20	20	20	20
FLEET BASES OVERSEAS USMC							
MCAS 14 ND	KANEOHE	VR M	A8	1	1	1	1
		VT JET	A6	2	2	2	2
		VT ME	A6	2	1	1	1
		HU	A2	2	2	2	2
INDIRECT FLEET SUPPORT UNITS NAVAL ATTACHES AND MISSIONS PAC							
ATT DJAKARTA	JAVA	VR M	A8	1	1	1	1
ATT MELBOURNE	AUSTRALIA	VR M	A8	1	1	1	1
MAAG BANGKOK	THAILAND	VT ME	A8	1	1	1	1
MAAG SAIGON	VIETNAM	VR M	A8	1	1	1	1
MAAG TSO YING	TAIWAN	VR M	A8	1	1	1	1
NAVSECMAAGTAIP	TAIWAN	VR C	A8	1	1	1	1
				6	6	6	6

DECLASSIFIED

TABLE 1

PROGRAM OPERATING ALLOWANCES

UNIT	LOCATION	CLASS	PRIMARY OPTG. STATUS	OPERATING ALLOWANCES 31 DEC 1959	31 MAR 1960	30 JUN 1960	30 SEP 1960
NAVAL AIR BASES							
FIRST NAVAL DISTRICT							
NAS 1 NAV DST	QUONSET PNT	VR M	A8	2	2	2	2
		VR C	A2	3	3	3	3
		VU SAR	A8	1	1	1	1
		VT JET	A6	6	6	6	6
		VT ME	A6	11	11	11	11
		VT ME P	A8	1	1	1	1
		HU	A8	3	3	3	3
NAS 1 NAV DST	BRUNSWICK	VR M	A8	1	1	1	1
		VU SAR	A8	1	1	1	1
		VT ME	A6	1	1	1	1
		HU	A8	1	1	1	1
NADU	SO WEYMOUTH	VT ME	A6	1	1	1	1
THIRD NAVAL DISTRICT							
NTDC	PORT WASHNGT	VT ME	A6	1	1	1	1
FOURTH NAVAL DISTRICT							
NAS 4 NAV DST	JOHNSVILLE	VR M	A8	1	1	1	1
		VT ME	A6	5	5	5	5
NAS 4 NAV DST	LAKEHURST	VR M	A8	1	1	1	1
		VT ME	A6	2	2	2	2
FIFTH NAVAL DISTRICT							
NAS 5 NAV DST	NORFOLK	VW	A8				1
		VR H	A8				1
		VR M	A8	3	3	3	9
		VR C	A2	1	1	1	1
		VU SAR	A8				1
		VT ME	A6	6	6	6	16
		VT ME P	A8	1	1	1	1
		VT SE	A6	6	6	6	6
NAS 5 NAV DST	OCEANA	VR M	A8	2	2	2	2
		VT JET	A6	4	7	7	8
		VT ME	A6	2	4	4	4
		HU	A8	2	2	2	2
SIXTH NAVAL DISTRICT							
NAS 6 NAV DST	JACKSONVILLE	VR M	A8	4	4	4	4
		VR C	A2	5	5	5	5
		VU SAR	A8	1	1	1	1
		VT JET	A6	5	5	5	5
		VT ME	A6	6	6	6	6
		HU	A8	2	2	2	2
NAS 6 NAV DST	KEY WEST	VR H	A8	1	1	1	1
		VR M	A8	1	1	1	1
		VU SAR	A8	1	1	1	1
		VT JET	A6	1	2	2	2
		VT ME	A6	1	1	1	1
		HU	A8	1	1	1	1
NAAS 6 NAV DST	MAYPORT	VT JET	A6	1	1	1	1
		VT ME	A6	1	1	1	1
		HU	A8	1	1	1	1
NAAS 6 NAV DST	SANFORD	VR M	A8	2	2	2	2
		VT JET	A6	1	1	1	1
		VT ME	A6			2	2
		HU	A8	1	1	1	1
NAS 6 NAV DST	CECIL FIELD	VR M	A8	1	1	1	1
		VT JET	A6	2	2	5	5
		VT ME	A6	1	1	2	2
		HU	A8	1	1	1	1
NINTH NAVAL DISTRICT							
COMNAVCONAD	COLORADO SPR	VR M	A8	2	2	2	2
		VT JET	A6	2	2	2	2
NAVCRUIT STA	DENVER	VT ME	A6	2	2	2	2
ELEVENTH NAVAL DISTRICT							
PAC MISSLE RNG	POINT MUGU	VF P JET	A9	1	1	1	1
		VA Q	A9	2	2	2	2
		VS	A9	2	2	2	2
		VW	A9	3	3	3	3
		VR H	A9	4	4	4	4
		VR M	A9	1	1	1	1
		VT ME	A9	1	1	1	1
		HU	A9	1	5	5	5
NAF 11 NAV DST	CHINA LAKE	HU	A8	1	1	1	1
NASWF	KIRTLAND AFB	VR M	A8	1	1	1	1
NAS 11 NAV DST	NORTH ISLAND	VR M	A8	4	4	4	5
		VT JET	A6	3	3	3	4
		VT ME	A6	5	5	5	8
		VT SE	A6	2	2	2	2
NAF 11 NAV DST	LITCHFLD PRK	VR M	A8	1	1	1	1
		VT ME	A6	1	1	1	1
NAS 11 NAV DST	MIRAMAR	VR M	A8	1	1	1	1
		VT JET	A6	3	3	7	9
		VT ME	A6	2	2	2	2
		HU	A8	1	1	1	1
NAS 11 NAV DST	POINT MUGU	VT JET	A6	3	3	3	3
		VT ME	A6	5	5	5	5
		HU	A8	2	2	2	2
NMF	PNT ARGUELLO	VT JET	A6	1	1	1	1
		VT ME	A6	1	1	1	1
NAAS 11 NAVDST	BROWN FIELD	VT ME	A6	1	1	1	1
NAAS 11 NAVDST	REAM FLD	VT ME	A6	1	1	1	1
TWELFTH NAVAL DISTRICT							
NAS 12 NAV DST	ALAMEDA	VR H	A8	1	1	1	1
		VR M	A8	3	3	3	3
		VR C	A2	4	4	4	4
		VU SAR	A8	1	1	1	1
		VT JET	A6	7	7	7	7
		VT ME	A6	7	7	7	7
		VT ME P	A8	1	1	1	1
		HU	A8	1	1	1	1
NAAS 12 NAVDST	FALLON	VR H	A8	1	1	1	1
		VT JET	A6	3	3	3	3
		HU	A8	2	2	2	2
NAS 12 NAV DST	MOFFETT FLD	VT JET	A6	4	6	6	6
		VT ME	A6	5	4	4	4
		HU	A8	2	2	2	2
NAF 12 NAVDST	MONTEREY	VA DAY	A4	4	3	3	3
		VT ME	A6	28	28	28	28
		VT SE	A6	11	11	11	11
		VT NAV	A4	1	1	1	1
		HU	A8	1	1	1	1
THIRTEENTH NAVAL DISTRICT							
NAS 13 NAV DST	WHDBY ISLAND	VR H	A2	1	1	1	1
		VR M	A8	3	3	3	3
		VR C	A2	1	1	1	1
		VU SAR	A8	1	1	1	1
		VT JET	A6	2	2	2	2
		VT ME	A6	3	3	3	3
		HU	A8	2	2	2	2
POTOMAC RIVER NAVAL COMMAND							
NAS ANACOSTIA	ANACOSTIA	VR H	A8	2	2	2	2
		VR M	A8	6	6	6	6
		VT JET	A6	6	6	6	6
		VT ME	A6	45	45	45	45
		VT ME P	A8	2	2	2	2
		VT SE	A6	11	11	11	11
NAF	DAHLGREN	VT ME	A6	1	1	1	1
NAS PTXNT RIV	PTXNT RIVER	VR M	A8	1	1	1	1
		VU SAR	A8	1	1	1	1
		VT JET	A6	8	8	8	8
		VT ME	A6	3	3	3	3
		HU	A8	1	1	1	1
SEVERN RIVER NAVAL COMMAND							
NAF ANNAPOLIS	ANNAPOLIS	HU	A8	1	1	1	1
		VU SAR	A6	8	8	8	8
BUAER INSPECTORS AND REPRESENTATIVES							
BAGR CEN DIST	DAYTON	VR M	A8	1	1	1	1
		VT ME	A6	2	2	2	2
BAGR WSTRN DST	LOS ANGELES	VR M	A8	1	1	1	1
		VT ME	A6	1	1	1	1
BAR AKRON	AKRON	VT ME	A8	1	1	1	1
BAR BALTIMORE	BALTIMORE	VT ME	A6	1	1	1	1
BAR BUFFALO	BUFFALO	VT ME	A6	1	1	1	1
BAR BURBANK	BURBANK	VT ME	A8	1	1	1	1
BAR COLUMBUS	COLUMBUS	VT ME	A6	2	2	2	2
BAR EST HRTFRD	EST HARTFORD	VT ME	A8	1	1	1	1
BAR EL SEGUNDO	EL SEGUNDO	VT ME	A8	1	1	1	1
BAR INDIANPLIS	INDIANAPOLIS	VT ME	A8	1	1	1	1
BAR ST LOUIS	ST LOUIS	VT ME	A8	1	1	1	1
BAR TETERBORO	TETERBORO	VT ME	A8	1	1	1	1

DECLASSIFIED

TABLE 1

PROGRAM OPERATING ALLOWANCES

UNIT	LOCATION	CLASS	PRIMARY OPTG. STATUS	OPERATING ALLOWANCES 31 DEC 1959	31 MAR 1960	30 JUN 1960	30 SEP 1960
MARINE CORPS BASES AND AIR STATIONS							
MARINE HELICOPTER DEVELOPMENT SQDN							
HMX 1	QUANTICO	HO	A9	4	4	4	4
		HR L	A9	16	16	16	16
		HR M	A9	6	4	4	4
MCAAS	YUMA	VR M	A8	2	2	2	2
		VT JET	A6	3	3	3	3
		VT ME	A6	1	1	1	2
		HU	A8	2	2	2	2
MCAS SO&ES	EL TORO	VR M	A8	3	3	3	3
		VT JET	A6	2	1		
		VT ME	A6	3	4	4	4
		HU	A8	2	2	2	2
MCAS SO&ES	CHERRY POINT	VR H	A8	1	1	1	1
		VR M	A8	2	2	2	2
		VT JET	A6	3	2	2	2
		VT ME	A6	2	2	1	
		HU	A8	2	2	2	2
MCAS AES 12	QUANTICO	VA DAY	A8	10	7	7	7
		VR M	A8	2	2	2	2
		VT ME	A6	7	6	6	6
		VT ME P	A8	1	1	1	1
MCAF	NEW RIV JAX	VR M	A8	1	1	1	1
		VT ME	A6	4	4	3	2
MCAF	SANTA ANA	VT ME	A6	2	2	1	1
HQ MC FLT SECT	ANACOSTIA	VR M	A8	3	3	3	3
		VT ME	A6	4	4	4	4
		VT SE	A6	6	6	6	6
MCAAS	BEAUFORT	VR M	A8	2	2	2	2
		VT JET	A6	2	1	1	1
		VT ME	A6	1	1	1	
		HU	A8	2	2	2	2
NAVAL AIR TRAINING COMMAND							
NAVAL AIR BASIC TRAINING COMMAND							
BTG 7	MEMPHIS	VT ME	A6	1	1	1	1
		VT SE	A3	48	48	48	48
		VT SE	A6	2	2	2	2
NAAS NABTC	SAUFLEY FLD	VT ME	A6	2	2	2	2
		VT SE	A3	165	165	165	165
		VT SE	A6	11	11	11	11
NAAS NABTC	WHITING FLD	VT ME	A6	3	3	3	3
		VT SE	A3	211	211	211	211
		VT SE	A6	15	15	15	15
NAS NABTC	PENSACOLA	VF DAY JET	A4	6	6	6	6
		VA DAY	A8	1	1	1	1
		VR H	A8	4	4	4	4
		VR M	A8	4	4	4	4
		VR C	A8	1	1	1	1
		VU SAR	A8	2	2	2	2
		VT JET	A3	135	135	135	135
		VT JET	A4	1	1	1	1
		VT ME	A3	32	32	32	32
		VT ME	A6	10	10	10	10
		VT SE	A3	4	4	4	4
		VT SE	A6	19	19	19	19
		HU	A8	3	3	3	3
HTG 1	ELLYSON FLD	VT ME	A6	2	2	2	2
		VT SE	A6	3	3	3	3
		HU	A4	35	35	35	35
		HT	A4	30	30	30	30
NAVAL AIR ADVANCED TRAINING COMMAND							
NAAS NAATC	KINGSVILLE	VF DAY JET	A3	74	74	74	74
		VS	A3	50	50		
		VR M	A8	1	1	1	1
		VT JET	A3	47	47	47	47
		VT ME	A6	2	2	2	2
		HU	A8	3	3	3	3
NAS NAATC	CRPS CHRISTI	VA DAY	A3	30	30	30	30
		VS	A3	37	37	37	37
		VP L	A3	20	20	20	20
		VR H	A8	2	2	2	2
		VR M	A8	1			
		VT ME	A3	27	27	27	27
		VT ME	A6	6	6	6	6
		VT ME P	A8	1	1	1	1
		VT SE	A6	6	6	6	6
		VT NAV	A5	2	2	2	2
		HU	A8	2	2	2	2
NAAS NAATC	CHASE	VF DAY JET	A3	54	54	54	54
		VR M	A8	1	1	1	1
		VT JET	A3	51	51	51	51
		VT ME	A6	2	2	2	2
		HU	A8	3	3	3	3
NAAS NAATC	PORT ISABEL	VT ME	A6	1	1	1	1
		HU	A8	2	2	2	2
NAAS NAATC	NEW IBERIA	VS	A3			50	50
		VT ME	A6		2	2	2
NAVAL AIR TECHNICAL TRAINING COMMAND							
NATECHTRAU	GLYNCO	VT SE	A6	2	2	2	2
NATECHTRAU	LAKEHURST	VT NAV	A4	1	1	1	1
NATECHTRAU	OLATHE	VT JET	A5	5	5	5	5
		VT ME	A5	4	4	4	4
		VT SE	A5	7	7	7	7
NATECHTRAU	MEMPHIS	VR M	A8	3	3	3	3
		VT ME	A6	8	8	8	8
		VT ME P	A8	1	1	1	1
		VT SE	A6	4	4	4	4
		HU	A8	1	1	1	1
NATECHTRAU	PENSACOLA	VF P JET	A4	9	9	9	9
		VT JET	A4	2	2	2	2
		VT ME P	A5	6	6	6	6
NATECHTRAU	PHILADELPHIA	VT ME	A6	1	1	1	1
NAS	GLYNCO	VR M	A8	1	1	1	1
		VT ME	A6	4	4	4	4
		HU	A8	1	1	1	1
NAVCICOFFSCOL	GLYNCO	VF AW JET	A4	42	42	42	42
		VW	A4	5	5	5	5
		VT JET	A4	3	3	3	3
NAVY AND MARINE CORPS RESERVE TRAINING							
		VF DAY JET	A4	136	136	136	136
		VA DAY JET	A4	136	136	136	136
		VA DAY	A4	76	76	76	76
		VS	A4	167	167	167	167
		VP L	A4	96	96	96	96
		VR H	A4	51	51	51	51
		VR M	A4	12	12	12	12
		VR C	A8	1	1	1	1
		VT JET	A4	40	40	40	40
		VT ME	A4	41	41	41	41
		VT ME P	A4	4	4	4	4
		HS	A4	69	69	69	69
~~OTHER~~ RESEARCH & DEVELOPMENT							
~~R&D AIR~~CRAFT							
R&D AIRCRAFT		VF DAY JET	A9	25	25	25	25
		VF AW JET	A9	31	31	31	31
		VF P JET	A9	2	2	2	2
		VF D JET	A9	10	10	10	10
		VA DAY JET	A9	17	17	17	17
		VA P JET	A9	1	1	1	1
		VA Q JET	A9	1	1	1	1
		VA H JET	A9	5	6	7	7
		VA DAY	A9	7	7	7	7
		VA AW	A9	2	2	2	2
		VA W	A9	4	4	4	4
		VS	A9	4	4	4	4
		VP L	A9	14	14	14	11
		VP LD	A9	1	2	2	2
		VW	A9	7	7	6	6
		VR H	A9	3	3	3	3
		VR M	A9	6	6	6	6
		VR C	A9	2	2	2	2
		VU SAR	A9	1	1	1	1
		VU TOW	A9	3	1	1	1
		VU TOW D	A9	2			
		VT JET	A9	11	11	11	11
		VT ME	A9	2	2	2	2
		VT SE	A9	4	4	4	4
		VT D	A9	5	4	4	4
		HS	A9	7	8	8	8
		HR L	A9	1	1	1	1
		HU	A9	2	2	2	2
		ZP	A9	1	1	1	1
		ZW	A9	1	1	1	1

DECLASSIFIED

TABLE 1A

PROGRAM OPERATING ALLOWANCES FOR FISCAL 1960

SUBCLASS	TOTAL	LANT USN	LANT USMC	PAC USN	PAC USMC	NABS USN	NABS USMC	BARS	NABTC	NAATC	NATTC	NART	R & D
TOTAL	6947	1482	426	1603	650	386	89	16	750	426	110	829	180
VF DAY JET	519	27	80	17	100				6	128		136	25
VF AW JET	724	219	40	312	80						42		31
VF P JET	95	24	9	32	18	1					9		2
VF D JET	50	7		33									10
VF Q JET	21		6		15								
VA DAY JET	827	184	100	250	140							136	17
VA P JET	25	12		12									1
VA Q JET	19	9		9									1
VA HT JET	8	4		4									
VA H JET	139	72		60									7
VA LL JET	201	88		113									
VA DAY	142	6	2	10		3	7		1	30		76	7
VA AW	2												2
VA W	96	44		48									4
VA Q	30	12		16		2							
VS	462	122		80		2				87		167	4
VP L	376	138		108						20		96	14
VP LD	6	2		2									2
VP S	122	50		72									
VW WEA	1	1											
VW	99	42		43		3					5		6
VW Q	6	3		3									
VO	36		12		24								
VR H	145	21	3	27	23	10	1		4	2		51	3
VR M	217	53	37	14	27	41	15	2	4	2	4	12	6
VR C	60	19		23		14			1			1	2
VU SAR	58	20		20		15			2				1
VU TOW	26	11		14									1
VU TOW D	3			3									
VT JET	618	65	33	99	45	75	6		136	98	10	40	11
VT D JET	6			6									
VT ME	403	32	2	30	1	153	21	14	50	40	17	41	2
VT ME P	18					5	1			1	7	4	
VT SE	561	14		10		30	6		478	6	13		4
VT NAV	4					1				2	1		
VT D	9	2		3									4
HS	241	100		64								69	8
HO	40		12		24		4						
HR L	221		72		132		16						1
HR M	39		18		17		4						
HU	232	71		66	4	31	8		38	10	2		2
HT	30								30				
ZP	5	4											1
ZW	5	4											1

DECLASSIFIED

~~CONFIDENTIAL~~

TABLE 1B

PROGRAM OPERATING ALLOWANCES FOR FISCAL 1960

LANT

SUBCLASS	TOTAL	NAVY COMBAT	FLT. TRNG.	OSEAS BASES	FASRONS	VURONS	OPTEVFOR	CV UTILITY	ATT. & MISS.	AIRCRAFT FERRY SQDN	MARINE COMBAT	H & HS	VMT-1
TOTAL	1908	1201	93	48	26	38	42	18	16		400	6	20
VF DAY JET	107					27					80		
VF AW JET	259	210					9				40		
VF P JET	33	24									9		
VF D JET	7	7											
VF Q JET	6										6		
VA DAY JET	284	184									100		
VA P JET	12	12											
VA Q JET	9	9											
VA HT JET	4	4											
VA H JET	72	72											
VA LL JET	88	88											
VA DAY	8							6			2		
VA W	44	44											
VA Q	12	12											
VS	122	120					2						
VP L	138	132					6						
VP LD	2		2										
VP S	50	48					2						
VW WEA	1				1								
VW	42	42											
VW Q	3		3										
VO	12										12		
VR H	24	11	4	1	3		2				2	1	
VR M	90	12		16	6		7		12		36	1	
VR C	19	6			2			11					
VU SAR	20			10	1		6	1	2				
VU TOW	11					11							
VT JET	98		64				1				11	2	20
VT ME	34		3	15	13				1			2	
VT SE	14		14										
VT D	2		2										
HS	100	96					4						
HO	12										12		
HR L	72										72		
HR M	18										18		
HU	71	60	1	6			3		1				
ZP	4	4											
ZW	4	4											

~~CONFIDENTIAL~~

DECLASSIFIED

TABLE 1C

PROGRAM OPERATING ALLOWANCES FOR FISCAL 1960

PAC

SUBCLASS	TOTAL	NAVY COMBAT	FLT. TRNG.	O'SEAS BASES	FASRONS	VURONS	OPTEVFOR	CV UTILITY	ATT. & MISS	AIRCRAFT FERRY SQDN	MARINE COMBAT	H & HS	VMT-2
TOTAL	2253	1307	106	76	16	55	23	20	6		619	5	20
VF DAY JET	117					17					100		
VF AW JET	392	305					7				80		
VF P JET	50	32									18		
VF D JET	33	19				14							
VF Q JET	15										15		
VA DAY JET	390	240					10				140		
VA P JET	12	12											
VA Q JET	9	9											
VA HT JET	4	4											
VA H JET	60	58					2						
VA LL JET	113	113											
VA DAY	10						2	8					
VA W	48	48											
VA Q	16	16											
VS	80	80											
VP L	108	108											
VP LD	2					2							
VP S	72	72											
VW	43	43											
VW Q	3		3										
VO	24										24		
VR H	50	17	5	5							22	1	
VR M	41	3		7	1				4		24	2	
VR C	23	10						12	1				
VU SAR	20			19	1								
VU TOW	14					14							
VU TOW D	3					3							
VT JET	144		82	11	6		2				21	2	20
VT D JET	6		6										
VT ME	31			22	8				1				
VT SE	10		10										
VT D	3					3							
HS	64	64											
HO	24										24		
HR L	132										132		
HR M	17										17		
HU	70	54		12		2					2		

DECLASSIFIED

TABLE 2 LOCATION OF AIRCRAFT INVENTORY AND PLANNED OPERATING ASSIGNMENTS

BY COMMAND AND UNIT

LANT UNIT	LOCATION	MODEL	INVENTORY STATUS	INVENTORY NO. ON BOARD	PLANNED ASSIGNMENTS 31 DEC 1959	31 MAR 1960	30 JUN 1960	30 SEP 1960
CARRIER AIR GROUPS								
CVG 1								
VF 14	CECIL FIELD	F3H 2	A1	14	14	14	14	14
				14*	14	14	14	14
VF 11	CECIL FIELD	F8U 1	A1	13	14	14	14	14
		F8U 1	B	1				
		F8U 1	G9	1				
				15*	14	14	14	14
VA 15	JACKSONVILLE	AD 6	A1	13	12	12	12	12
				13*	12	12	12	12
VA 46	CECIL FIELD	A4D 2	A1	14	12	12	12	
		A4D 2	G9	3				
		A4D 2N	A1					12
				17*	12	12	12	12
VA 172	CECIL FIELD	A4D 2	A1	13	12	12	12	12
		A4D 2	G9	3				
				16*	12	12	12	12
VAH 11	SANFORD	A3D 2	A1	8	7	7	7	
		A3D 2	G6	2				
		A3D 2	G9	4				
		A3D 1	A1					7
				14*	7	7	7	7
CVG 3								
VF 31	ABD SARATOGA	F3H 2	A1	14	14	14	14	14
				14*	14	14	14	14
VF 32	ABD SARATOGA	F8U 1	A1		14	14	14	14
		F8U 1E	A1	14				
		F8U 1E	F6	2				
				16*	14	14	14	14
VA 34	ABD SARATOGA	A4D 2	A1	13	12	12	12	12
				13*	12	12	12	12
VA 35	ABD SARATOGA	AD 6	A1	12	12	12	12	12
				12*	12	12	12	12
VA 36	ABD SARATOGA	A4D 2	A1	12	12	12	12	12
				12*	12	12	12	12
VAH 9	ABD SARATOGA	A3D 2	AJ	1				
		A3D 2	A1	11	12	12	12	12
				12*	12	12	12	12
				4				
CVG 4								
VA 43	OCEANA	F11F 1	A1	1				
		F11F 1	A4	2	4	4	4	4
		F11F 1	G9	1				
		A4D 2	A1	3				
		A4D 2	A4	1		5		
		A4D 2	G6	2				
		A4D 2N	A4				15	15
		A4D 1	A1	6				
		A4D 1	A4	8	18	13	3	2
		A4D 1	B	1				
		TV 2	A4	1	4	4	4	4
		TV 2	B	3				
		F9F 8T	A4	18	20	20	20	20
		F9F 8T	B	3				
		F9F 8T	G6	2				
				52*	46	46	46	45
VF 101	KEY WEST	F3H 2	A4	21	11	11	11	11
		F3H 2	B	2				
		F3D 2T2	A4		8	8	8	7
		F3D 2T2	B	8				
		F4D 1	A1	1				
		F4D 1	A4	10	11	11	11	11
		F4D 1	B	1				
		F4D 1	G9	2				
		R4D 5 6	A2		1	1	1	1
		R4D 5	A4	1				
		F9F 8T	A4	3	4	4	4	4
		F9F 8T	B	1				
				50*	35	35	35	34
VF 174	CECIL FIELD	F8U 2	A4	1	5	7	7	7
		F8U 2	B	4				
		F8U 1	A4	15	13	11	11	7
		F8U 1	B	6				
		F8U 1	G9	4				
		F8U 1E	A4	3				
		F8U 1E	B	1				
		F8U 2N	A4					4
		F8U 1P	B	4				
		F9F 8T	A4	2	2	2	2	2
				40*	20	20	20	20
VA 42	OCEANA	AD 6	A4	8	9	9	9	9
		AD 6	B	3				
		AD 6	G5	2				
		AD 5	A4	2				
		T 28B	A4	4	7	7	7	7
		T 28B	B	2				
				21*	16	16	16	16
VA 44	JACKSONVILLE	A4D 2	A4	8				
		A4D 2N	A4		3	6	15	15
		A4D 1	A4	15	15	12	3	3
		A4D 1	G5	3				
		A4D 1	G6	1				
		A4D 1	G9	1				
		AD 6	A4	9	9	9	9	9
		AD 6	B	1				
		AD 6	G5	3				
		AD 5	A4	2				
		TV 2	A4	1	3	3	3	3
		TV 2	B	3				
		F9F 8T	A4	17	21	21	21	21
		F9F 8T	G5	6				
		T 28B	A4	5	7	7	7	7
		T 28B	B	2				
				77*	58	58	58	58
VAH 3	SANFORD	A3J 1	A4				3	6
		A3D 2P	A4		1	4	4	4
		A3D 2T	A4		1	4	4	4
		A3D 2	A4		2	2	2	2
		A3D 1	A4	10	10	10	10	4
		A3D 1	A5	1				
		A3D 1	G6	1				
		A3D 1	G9	3				
		P2V 3B	A5	4	3			
		R4D 5 6	A5		1	1	1	1
		R4D 6	A2	1				
		F9F 8T	A4	4	4	4	4	4
				24*	22	25	28	25
CVG 6								
VF 33	OCEANA	F11F 1	A1	13	14	14	14	14
		F11F 1	G9	3				
				16*	14	14	14	14
VF 74	OCEANA	F4D 1	A1	17	14	14	14	14
		F4D 1	G9	1				
				18*	14	14	14	14
VA 65	OCEANA	AD 6	A1	12	12	12	12	12
				12*	12	12	12	12
VA 66	OCEANA	A4D 2	A1	14	12	12	12	12
		A4D 2	G9	2				
				16*	12	12	12	12
VA 76	OCEANA	A4D 2	A1	12	12	12	12	12
				12*	12	12	12	12
CVG 7								
VF 41	OCEANA	F3H 2	A1	12	14	14	14	14
		F3H 2	G9	4				
				16*	14	14	14	14
VF 84	OCEANA	F8U 2	A1	13	14	14	14	14
				13*	14	14	14	14
VA 75	OCEANA	AD 6	A1	12	12	12	12	12
				12*	12	12	12	12
VA 86	OCEANA	A4D 2	A1	12	12	12	12	12
				12*	12	12	12	12
VA 72	OCEANA	A4D 2	A1	13	12	12	12	12
				13*	12	12	12	12
VAH 1	SANFORD	A3D 2	A1	11	12	12	12	12
		A3D 2	G9	1				
				12*	12	12	12	12

DECLASSIFIED

TOTAL PROGRAM & NON-PROGRAM AIRCRAFT

TABLE 2 LOCATION OF AIRCRAFT INVENTORY AND PLANNED OPERATING ASSIGNMENTS

BY COMMAND AND UNIT

LANT UNIT	LOCATION	MODEL	INVENTORY STATUS	INVENTORY NO. ON BOARD	PLANNED ASSIGNMENTS 31 DEC 1959	31 MAR 1960	30 JUN 1960	30 SEP 1960
CVG 8								
VF 102	OCEANA	F4D 1	A1	8	14	14	14	14
				8*	14	14	14	14
VA 81	OCEANA	A4D 2	A1	12	12	12	12	12
				12*	12	12	12	12
VF 103	OCEANA	F8U 2	A1	14	14	14	14	14
		F8U 2	G9	1				
		F8U 1	A1	1				
		F8U 1	G6	1				
				17*	14	14	14	14
VA 83	OCEANA	A4D 2	A1	12	12	12	12	
		A4D 2N	A1					12
				12*	12	12	12	12
VA 85	OCEANA	AD 6	A1	11	12	12	12	12
				11*	12	12	12	12
VAH 5	SANFORD	A3D 2	A1	10	10	10	10	10
		A3D 2	G6	1				
				11*	10	10	10	10
CVG 10								
VA 12	CECIL FIELD	A4D 2	A1	12	12			
		A4D 2N	A1			12	12	12
				12*	12	12	12	12
VF 102	OCEANA	F4D 1	A1	7				
				7*				
VF 13	ABD ESSEX	F4D 1	A1	12	12	12	12	12
				12*	12	12	12	12
VF 62	ABD ESSEX	F8U 1	A1			14	14	14
		FJ 3M	A1	12	12			
				12*	12	14	14	14
VA 106	CECIL FIELD	A4D 2	A1	12	12	12	12	12
				12*	12	12	12	12
VA 176	ABD ESSEX	AD 6	AJ	3				
		AD 6	A1	7	12	12	12	12
		AD 6	H6	1				
				11*	12	12	12	12
VAH 7	SANFORD	A3D 2	A1	5	8	10	10	10
		A3D 2	G9	1				
				6*	8	10	10	10
PHOTOGRAPHIC SQDNS								
VFP 62	JACKSONVILLE	F8U 1P	A1	16	24	24	24	24
		F8U 1P	G6	1				
		F8U 1P	G9	1				
				18*	24	24	24	24
DET 42	ABD FORRESTL	F8U 1P	A1	3				
				3*				
DET 43	ABD SARATOGA	F8U 1P	A1	3				
				3*				
DET 45	ABD ESSEX	F9F 8P	A1	3				
				3*				
VAP 62	JACKSONVILLE	A3D 2P	A1	4	6	6	6	6
		AJ 2P	A1	4				
		SNB 5P	A4	1				
				9*	6	6	6	6
AIR EARLY WARNING SQDNS								
VAW 12	QUONSET PNT	AD 5	A4	2				
		AD 5	A5		2	2	2	2
		WF 2	A1		9	12	16	18
		WF 2	G5	6				
		AD 5W	A1	23	35	32	28	26
		AD 5W	EJ	1				
		AD 5W	Y	1				
		S2F 2	A1	1				
		S2F 1	A5		1			
				34*	47	46	46	46
VAW 12 DET 38	ABD TARAWA	AD 5W	A1	4				
				4*				
DET 43	ABD SARATOGA	AD 5W	A1	1				
				1*				
DET 45	ABD ESSEX	AD 5W	AJ	1				
		AD 5W	A1	2				
				3*				
DET 52	ABD VALY FRG	AD 5W	A1	4				
				4*				
VAW 33	QUONSET PNT	AD 5Q	A1	7	12	12	12	12
		AD 5Q	B	4				
		TF 1Q	A1	2	2	2	2	2
				13*	14	14	14	14
DET 43	ABD SARATOGA	AD 5Q	A1	3				
				3*				
GUIDED MISSLE SERVICE SQDN								
GMSRON 2	ROOSEVLT RDS	FJ 3D2	A1	6				
		FJ 3D2	A8		7	7	7	7
		FJ 3D2	G9	1				
		P2V 5FD	A8	1	1	2	2	2
		JD 1D	A8	1	1			
		T 28BD	A2	2				
		T 28BD	A8		2	2	2	2
		HUS 1A	A8	1	1	1	1	1
		F9F 6K	A8	8				
				20*	12	12	12	12
ELECTRONIC COUNTER MEASURE SQDNS								
VQ 2	ROTA	A3D 2Q	A1	1	3	7	8	8
		A3D 1Q	A1	1	1	1	1	1
		A3D 1	A1	1				
		P4M 1Q	AJ	1				
		P4M 1Q	A1	2	3			
		P2V 5F	A1	3	1			
		WV 2Q	A1		2	4	4	4
				9*	10	12	13	13
CARRIER ANTI SUBMARINE SQDNS								
VS 27	ABD VALY FRG	S2F 3	A1				2	2
		S2F 2	A1	3	3	3	3	2
		S2F 2	B	1				
		S2F 1	A1	17	17	17	15	16
		S2F 1	G9	1				
				22*	20	20	20	20
VS 30	NORFOLK	S2F 3	A1					2
		S2F 2	A1	5	3	3	3	2
		S2F 1	A1	14	17	17	17	16
		S2F 1	G9	2				
				21*	20	20	20	20
VS 31	QUONSET PNT	S2F 2	A1	2	2	2	2	2
		S2F 1	A1	18	18	18	18	18
		S2F 1	B	3				
		S2F 1	G9	1				
				24*	20	20	20	20
VS 32	QUONSET PNT	S2F 2	A1	5	2	2	2	2
		S2F 1	A1	14	18	18	18	18
		S2F 1	B	1				
		S2F 1	G9	2				
				22*	20	20	20	20
VS 36	NORFOLK	S2F 2	A1	1	2	2	2	2
		S2F 1	A1	21	18	18	18	18
		S2F 1	G9	1				
				23*	20	20	20	20
VS 39	ABD TARAWA	S2F 3	A1					1
		S2F 2	A1	3	3	3	3	2
		S2F 1	A1	17	17	17	17	17
		S2F 1	G5	1				
				21*	20	20	20	20
HELICOPTER ANTI SUBMARINE SQDNS								
HS 1	KEY WEST	HSS 1	A1	8	9	9	6	4
		HSS 1N	AJ	1				
		HSS 1N	A1	4	5	5	8	11
				13*	14	14	14	15
HS 3	ABD VALY FRG	HSS 1	AJ	1				
		HSS 1	A1	13	14	14	14	14
				14*	14	14	14	14
HS 5	QUONSET PNT	HSS 1	A1	11	9	9	6	3
		HSS 1N	A1	3	5	5	8	11
				14*	14	14	14	14

DECLASSIFIED

[redacted]

TOTAL PROGRAM & NON-PROGRAM AIRCRAFT

TABLE 2 LOCATION OF AIRCRAFT INVENTORY AND PLANNED OPERATING ASSIGNMENTS

BY COMMAND AND UNIT

LANT UNIT	LOCATION	MODEL	INVENTORY STATUS	INVENTORY NO. ON BOARD	PLANNED ASSIGNMENTS 31 DEC 1959	31 MAR 1960	30 JUN 1960	30 SEP 1960
HS 7	NORFOLK	H6S 1	A1	13	9	9	6	3
		HSS 1N	A1	3	5	5	8	11
				16*	14	14	14	14
HS 9	ABD TARAWA	HSS 2	A1				2	4
		HSS 1	A1	14	14	14	12	10
				14*	14	14	14	14
HS 11	QUONSET PNT	HSS 1	A1	8	8	8	7	4
		HSS 1N	A1	6	5	5	7	10
				14*	13	13	14	14
PATROL SQDNS LAND PLANE								
VP 5	JACKSONVILLE	P2V 5F	A1	11	12	12	12	12
		P2V 5F	G9	1				
				12*	12	12	12	12
VP 7	KEFLAVIK	P2V 5F	A1	16	12	12	12	12
				16*	12	12	12	12
VP 8	NORFOLK	P2V 5F	AJ	2				
		P2V 5F	A1	11	12	12	12	12
				13*	12	12	12	12
VP 10	ROTA	P2V 5F	AJ	1				
		P2V 5F	A1	11	12	12	12	12
				12*	12	12	12	12
VP 11	BRUNSWICK	P2V 7	A1	11	12	12	12	12
		P2V 7	G9	2				
				13*	12	12	12	12
VP 16	JACKSONVILLE	P2V 5F	A1	12	12	12	12	12
				12*	12	12	12	12
VP 18	KEFLAVIK	P2V 7	A1	12	12	12	12	12
				12*	12	12	12	12
VP 21	BRUNSWICK	P2V 7	A1	12	12	12	12	12
				12*	12	12	12	12
VP 23	ICELAND	P2V 7	A1	13	12	12	12	12
				13*	12	12	12	12
VP 24	NORFOLK	P2V 7	A1	6	12	12	12	12
		P2V 5F	A1	7				
				13*	12	12	12	12
VP 26	BRUNSWICK	P2V 5F	A1	12	12	12	12	12
				12*	12	12	12	12
PATROL SQDNS SEA PLANE								
VP 44	NORFOLK	P5M 2	A1	13	11	11	11	12
		P5M 1	A1		1	1	1	
				13*	12	12	12	12
VP 45	BERMUDA	P5M 1	AJ	1				
		P5M 1	A1	12	12	12	12	12
				13*	12	12	12	12
VP 49	BERMUDA	P5M 1	AJ	1				
		P5M 1	A1	11	12	12	12	12
				12*	12	12	12	12
VP 56	NORFOLK	P5M 2	A1	7	12	12	12	12
		P5M 1	A1	6				
				13*	12	12	12	12
PATROL SQDNS AIRSHIP								
ZP 2	GLYNCO	SNB 5	A4	1				
				1*				
ZP 3	LAKEHURST	SNB 5	A4		1	1	1	1
		SNB 5	G5	1				
		ZPG 2	A1	3	4	4	4	4
		ZPG 2	G5	1				
				5*	5	5	5	5
FLEET AIR EARLY WARNING SQDNS								
VW 2	PTXNT RIVER	WV 2	A2	8	12	12	12	6
		WV 2	D9	2				
				10*	12	12	12	6
DET B	SIGONELLA	WV 2	A2	2				
				2*				
VW 4	JACKSONVILLE	WV 3	A2	6	6	6	6	6
		WV 3	D9	1				
		WV 2	B	1				
		R7V 1	A5		1	1	1	1
		R7V 1	D9	1				
				9*	7	7	7	7
BARRIER SQDNS DISTANT WARNING								
VW 11	ARGENTIA	WV 2	A2	12	12	12	12	12
		WV 2	D9	2				
		WV 2	G5	1				
		R7V 1	A5	1	1	1	1	1
				16*	13	13	13	13
VW 13	PTXNT RIVER	WV 2	A2	6	6	6	6	6
		WV 2	B	1				
		WV 2	D9	2				
		WV 2	G5	1				
		R7V 1	A5	1	1	1	1	1
				11*	7	7	7	7
VW 15	PTXNT RIVER	WV 2	A2	6	6	6	6	6
		WV 2	B	3				
		WV 2	G6	1				
		R7V 1	A5		1	1	1	1
		R7V 1	D9	1				
				11*	7	7	7	7
BARRIER SQDNS CONTIGUOUS								
ZW 1	LAKEHURST	SNB 5	A4	2	2	2	2	2
		ZPG 3W	A2		4	4	4	4
		ZPG 2W	A2	4				
				6*	6	6	6	6
HELICOPTER RECONNAISSANCE SAR SQDNS								
HU 2	LAKEHURST	SNB 5	A4	1	1	1	1	1
		HO4S 3	A2	1	1	1	1	1
		HRS 3	A2	5	11	11	11	11
		HRS 3	G6	1				
		HU2K 1	A2					1
		HUK 1	AK	2				
		HUK 1	A2	4	10	10	10	10
		HUS 1A	A2	1	3	2	2	2
		HUL 1	A2	3	6	6	6	7
		HUP 3	A2			1	6	13
		HUP 2	AK	1				
		HUP 2	A2	16	23	20	13	3
		HTL 7	A2		2	4	7	7
		HTL 5	A2	2	1			
		HTL 4	A2	2	2			
				39*	60	56	57	56
DET 1	NORFOLK	HUS 1	A2	1				
		HUK 1	A2	1				
		HUS 1A	A2	1				
		HUP 2	A2	2				
				5*				
DET 23	ABD DESMOINS	HUP 2	A2	1				
				1*				
DET 41	ABD INDEPEND	HUP 2	A2	2				
				2*				
DET 43	ABD SARATOGA	HUP 2	A2	2				
				2*				
DET 45	ABD ESSEX	HUP 2	A2	2				
				2*				
DET 52	ABD VALY FRG	HUK 1	A2	1				
				1*				
DET 69	ABD GLACIER	HO4S 3	A2	1				
		HUL 1	A2	1				
				2*				
DET 70	ABD ATKA	HRS 3	A2	1				
		HUL 1	A2	1				
				2*				
DET 73	ABD EASTWIND	HRS 3	A2	1				
		HUL 1	A2	1				
				2*				
DET 93	ABD TACONIC	HUP 2	A2	1				
				1*				
DET 95	ABD LST 1162	HRS 3	A2	1				
				1*				

[redacted]

[redacted]

DECLASSIFIED

TOTAL PROGRAM & NON-PROGRAM AIRCRAFT

TABLE 2 LOCATION OF AIRCRAFT INVENTORY AND PLANNED OPERATING ASSIGNMENTS

BY COMMAND AND UNIT

LANT UNIT	LOCATION	MODEL	INVENTORY STATUS	INVENTORY NO. ON BOARD	PLANNED ASSIGNMENTS 31 DEC 1959	31 MAR 1960	30 JUN 1960	30 SEP 1960
FLEET TACTICAL SUPPORT SQDNS								
VR 1	PTXNT RIVER	R6D 1	A2	2	2*	2	2	2
		R6D 1Z	A2	4	3	3	3	3
		R5D Z	A2		1	1	1	1
		R4Y 1	A2	8	12	12	12	12
				14*	18	18	18	18
VR 24	PORT LYAUTEY	R5D 5	A2	6	6	6	6	6
		R5D 5	B	1				
		R5D 5	G5	1				
		TF 1	A2		6	6	6	6
				8*	12	12	12	12
DET	NAPLES	TF 1	A2	4				
		TF 1	F6	2				
		TF 1	G5	2				
		TF 1	G9	1				
				9*				
MARINE HEADQUARTERS SQDNS								
MARS MWSG 27	CHERRY POINT	FJ 3M	B	1				
		F4D 1	B	1				
		F4D 1	G6	1				
		F4D 1	G9	3				
		A4D 2	B	1				
		AD 5	A1		3	2		
		AD 5	A2	3				
		AD 5N	A2	1				
		R5D 5	A2	1	2	2	2	2
		R5D 3	A2	1				
		R4D 8	A2	3	2	2	2	2
		R4D 6	B	2				
		TV 2	A4		2	2		
		TV 2	A6	3				
		F9F 8T	A4		2	2	4	4
		SNB 5	A6	1	1	1	1	1
				22*	12	11	9	9
H6MS 14	CHERRY POINT	A4D 2	A1		8			
		R4D 5 6	A2		1	1	1	1
		R4D 5	A2	1				
		TV 2	A2	3	2	1		
		F9F 8T	A2		1	2	2	2
				4*	12	4	3	3
H6MS 24	CHERRY POINT	F3D 2T2	A1		3	3	3	
		F3D 2T2	A2	3				
		F3D 2T2	B	1				
		R4D 8	A2		1	1	1	1
		R4D 6	AK	1				
				5*	4	4	4	1
H6MS 26	NEW RIV JAX	R4D 8	A2	1	2	2	2	2
				1*	2	2	2	2
H6MS 32	CHERRY POINT	R4D 8	A2	1				
		R4D 5 6	A2		1	1	1	1
		TV 2	A2	3	2	2		
		F9F 8T	A2		1	1	3	3
				4*	4	4	4	4
MARINE FIGHTER SQDNS								
VMF 122	BEAUFORT	F8U 1	A1	19	20	20	20	20
		F8U 1	G6	2				
		F8U 1	G9	1				
				22*	20	20	20	20
VMF 235	BEAUFORT	F8U 1	A1	5	20	20	20	20
		F8U 1E	A1	13				
		F8U 1E	G9	5				
				23*	20	20	20	20
VMF 333	BEAUFORT	F8U 2	A1	9	3	20	20	20
		FJ 3M	A1	11	17			
		FJ 3M	B	2				
		FJ 3M	G9	6				
				28*	20	20	20	20
VMF 312	LEEWARD PNT	F8U 1	A1	17	20	20	20	20
		F8U 1	G6	2				
		F8U 1	G9	2				
		F8U 1E	A1	2				
		F8U 1E	G9	2				
				25*	20	20	20	20
MARINE FIGHTER ALL WEATHER SQDNS								
VMFAW 114	CHERRY POINT	F4D 1	A1	11	20	20	20	20
		F4D 1	G9	3				
				14*	20	20	20	20
VMFAW 115	CHERRY POINT	F4D 1	A1	20	20	20	20	20
		F4D 1	G9	2				
				22*	20	20	20	20

LANT UNIT	LOCATION	MODEL	INVENTORY STATUS	INVENTORY NO. ON BOARD	PLANNED ASSIGNMENTS 31 DEC 1959	31 MAR 1960	30 JUN 1960	30 SEP 1960
MARINE ATTACK SQDNS								
VMA 224	CHERRY POINT	A4D 2	A1	20	20	20	20	20
		A4D 2	B	3				
				23*	20	20	20	20
VMA 225	ABD ESSEX	A4D 2	A1	11	12	20	20	20
				11*	12	20	20	20
DET A	CHERRY PNT	A4D 2	A1	5				
		A4D 2	G9	3				
				8*				
VMA 324	ABD ANTIETAM	A4D 2	A1	20	20	20	20	20
		A4D 2	B	1				
		A4D 2	G9	2				
				23*	20	20	20	20
VMA 331	BEAUFORT	A4D 2	A1	20	20	20	20	20
				20*	20	20	20	20
VMA 533	CHERRY POINT	F9F 8	B	2				
		A4D 2	A1	13	20	20	20	20
		A4D 2	A2	2				
		A4D 2	B	4				
		F9F 8B	A1	5				
		F9F 8B	B	4				
				30*	20	20	20	20
MARINE COMPOSITE PHOTOGRAPHIC SQDNS								
VMCJ 2	CHERRY POINT	F8U 1P	A1	9	9	9	9	9
		F8U 1P	B	1				
		F3D 2Q	A1	9	8	6	6	6
				19*	17	15	15	15
MARINE TRANSPORT SQDNS								
VMR 252	CHERRY POINT	R4Q 2	A2	15	20	20	20	20
				15*	20	20	20	20
DET	PORT LYAUTEY	R4Q 2	A2	2				
				2*				
VMR 353	CHERRY POINT	R4Q 2	A2	11	9	9	9	9
				11*	9	9	9	9
MARINE HELICOPTER TRANSPORT SQDNS								
HMRL 162	NEW RIV JAX	HUS 1	A1	17	20	18		
				17*	20	18		
HMRL 264	NEW RIV JAX	HRS 3	AJ	1				
		HRS 3	A1	8	6	2	2	2
		HUS 1	AJ	3				
		HUS 1	A1	10	11	18	18	18
				22*	17	20	20	20
HMRL 261	NEW RIV JAX	HUS 1	A1				18	18
				*			18	18
HMRL 262	NEW RIV JAX	HUS 1	AJ	1				
		HUS 1	A1	21	18	18	18	18
		HUS 1A	A		1			
		HUS 1A	AJ	2				
				24*	19	18	18	18
HMRC 263	NEW RIV JAX	HOK 1	AJ	3				
		HOK 1	A1	9				
		HOK 1	A2		12	12	12	12
		HRS 3	A1	12	12	12	12	12
				24*	24	24	24	24
HMRM 461	ABD CHMPLAIN	HR2S 1	A1	16				
		HR2S 1	A2		18	16	16	14
				16*	18	16	16	14
MARINE OBSERVATION SQDNS								
VMO 1	NEW RIV JAX	OE 2	A1	4				
		OE 2	A2		5	5	5	5
		OE 1	A1	8				
		OE 1	A2		7	7	7	7
		OE 1	B	1				
				13*	12	12	12	12

[redacted]

DECLASSIFIED

TOTAL PROGRAM & NON-PROGRAM AIRCRAFT

[redacted]

TABLE 2 LOCATION OF AIRCRAFT INVENTORY AND PLANNED OPERATING ASSIGNMENTS

BY COMMAND AND UNIT

LANT UNIT	LOCATION	MODEL	INVENTORY STATUS	INVENTORY NO. ON BOARD	PLANNED ASSIGNMENTS 31 DEC 1959	31 MAR 1960	30 JUN 1960	30 SEP 1960
OPERATIONAL TEST AND EVALUATION FORCE								
VX 1	KEY WEST	S2F 1	A9	4	3	3	3	3
		P2V 7	A9	3	3	3	3	3
		P5M 2	A9	1	2	2	2	2
		P5M 1	A9	1				
		SNB 5	A6		1	1	1	1
		SNB 5	A9	1				
		HSS 1	A9	2	3	3	3	3
				12*	12	12	12	12
VX 3	OCEANA	F8U 2	A9	5	6			
		F8U 2	G9	1				
		F8U 1	A9	2	2			
		F4D 1	B	2				
		R4D 8	A8	1				
		R4D 8	A9		1	1	1	1
		F9F 8T	A9	1	1			
				12*	10	1	1	1
VX 6	QUONSET PNT	P2V 7	A8	3	3	3	3	
		R7V 1	A8	1	1	1	1	1
		R5D 5	A8		1	1	1	
		R5D 3	A8	1				
		C 130BL	A8					2
		R4D 8	A8	4	4	4	4	4
		R4D 5 6	A8		2	2	2	2
		R4D 5	A8	1				
		UC 1	AQ	1				
		UC 1	A8	4	6	6	6	6
		HUS 1A	AQ	2				
		HUS 1A	A8	2	4	4	4	4
				19*	21	21	21	19
FLEET AIRCRAFT SERVICE SQDNS								
FASRON 3	NORFOLK	F11F 1	B	1				
		F3H 2	G6	1				
		S2F 2	A5	1	1	1		
		S2F 1	A2	1				
		S2F 1	A5		1	1		
		TF 1	A2	5	5	5		
		SNB 5	A6	10	10	10		
		SNB 5	B	8				
				27*	17	17		
FASRON 5	OCEANA	R4D 5	A2	2				
		TV 2	G5	1				
		SNB 5	A6	2				
				5*				
FASRON 9	CECIL FIELD	FJ 3M	G5	1				
		F3H 2	B	2				
		F3H 2	G6	1				
		F3H 2	G9	1				
		R4D 5 6	A2		1			
		R4D 6	A2	1				
		SNB 5	A6	2	2			
				8*	3			
FASRON 51	SANFORD	R4D 5 6	A2		1			
		R4D 6	A2	1				
		SNB 5	A6	2	2			
				3*	3			
FASRON 102	NORFOLK	WV 2	A2		1	1		
		WV 2	A9	1				
		R5D 4R	A9	1	1	1		
		R4Y 1	A1	1				
		R4Y 1	A2	2	3	3		
		UF 1	A8	1	1	1		
		SNB 5	A6	2	2	2		
				8*	8	8		
FASRON 104	ROTA	FJ 3M	B	1				
		F3H 2	B	1				
		F4D 1	G5	1				
		F8U 1P	B	1				
		F9F 8P	H5	1				
		A4D 2	B	1				
		A4D 2	G5	2				
		AD 6	G5	1				
		AD 5W	G5	1				
		SNB 5	A6	2	2	2	2	2
				12*	2	2	2	2
FASRON 105	ROOSEVLT RDS	UF 2	A2	1	1			
				1*	1			
FASRON 106	ARGENTIA	R5D 5	A2	1	1	1	1	
		SNB 5	A6	1	1	1	1	
				2*	2	2	2	
FASRON 107	ICELAND	R5D 5	A2		1	1	1	1
		R5D 5	G6	1				
		R5D 3	A2	1				
				2*	1	1	1	1
FASRON 108	BRUNSWICK	R4D 5	A2	1				
		SNB 5	A6	1				
				2*				
FASRON 111	BERMUDA	UF 2	A2	1	1	1	1	1
				1*	1	1	1	1
FASRON SPC 200	LONDON	R4D 8	A2	2	2	2	2	2
		R4D 5 6	A2		1	1	1	1
		R4D 5	A2	1				
		R4Y 1	A2	1	1	1	1	1
		SNB 5	A6	3	3	3	3	3
				7*	7	7	7	7
FLEET UTILITY AND DRONE CONTROL SQDNS								
VU 2	QUONSET PNT	FJ 3	A8	10	10	10	10	10
		JD 1	A8	3	3	3	3	3
				13*	13	13	13	13
VU 4	OCEANA	FJ 3	A8	10	8	7	7	7
		FJ 3M	A8		2	3	3	3
		JD 1	A8	3	3	3	3	3
				13*	13	13	13	13
VU 10	GTMO BAY	FJ 3	A8	5	6	4	4	4
		FJ 3M	A8		3	3	3	3
		FJ 3D	A8	1				
		FJ 3D2	A8	1				
		JD 1	A8	2	5	5	5	5
				9*	14	12	12	12
DET	JACKSONVILLE	JD 1	A8	2				
				2*				
AIRCRAFT FERRY SQUADRONS								
VRF 31	NORFOLK	R4D 8	A2	2	2	2	2	2
		SNB 5	A2	1	1	1	1	1
				3*	3	3	3	3
FLEET BASES OVERSEAS								
NAVSTA	ARGENTIA	R5D 5	A2	1	1	1	1	2
		UF 2	A2				1	1
		UF 1 1T	A2		1	1		
		UF 1	A2	1				
		HO4S 3	A2	1	1	1	1	1
		HUS 1A	A2	1	1	1	1	1
				4*	4	4	4	5
NAF	NAPLES	F11F 1	G6	1				
		F3H 2	G6	1				
		F4D 1	G6	1				
		A3D 2	G6	1				
		AD 6	G6	2				
		AD 5	A2	4	4	4	4	4
		R5D 2	A2		1	1	1	1
		R5D 2Z	A2	1				
		R4D 8	A2	2	2	2	2	2
		R4Y 1	A2	1	1	1	1	1
		UF 2	A2			1	1	1
		UF 1 1T	A2		1			
		UF 1	A2	1				
		SNB 5	A6	5	5	5	5	5
				20*	14	14	14	14
NAF	SIGONELLA	P2V 5F	G9	1				
		R4D 8	A2	1	1	1	1	1
		SNB 5	A2	1				
		SNB 5	A6		1	1	1	1
				3*	2	2	2	2
NAF	LAJES	UF 2	A2			1	1	1
		UF 1	A2		1			
		UF 1	A6	1				
				1*	1	1	1	1
HDQTRS CMEF	DHAHRAN AFB	R4D 8	A2		1	1	1	1
		R4D 8	A8	1				
				1*	1	1	1	1
NAF ADV BASE	PORT LYAUTEY	R4D 5 6	A2		1	1	1	1
		R4D 5	A2	1				
		UF 2	A2					1
		UF 1	A2	1	1	1	1	
		SNB 5	A6	1	1	1	1	1
		HUP 2	A2	1	1	1	1	1
				4*	4	4	4	4
NAVSTA	ROTA	R4D 8	A2	1	1	1	1	1
		R4D 5 6	A6		1	1	1	1
		R4D 6	A2	1				
		R4D 5	C	1				
		SNB 5	A6	1	1	1	1	1
		HUP 2	A2	1	1	1	1	1
				5*	4	4	4	4

[redacted]

DECLASSIFIED

[redacted]

TOTAL PROGRAM & NON-PROGRAM AIRCRAFT

TABLE 2 **LOCATION OF AIRCRAFT INVENTORY AND PLANNED OPERATING ASSIGNMENTS**

BY COMMAND AND UNIT

LANT UNIT	LOCATION	MODEL	INVENTORY STATUS	INVENTORY NO. ON BOARD	PLANNED ASSIGNMENTS 31 DEC 1959	31 MAR 1960	30 JUN 1960	30 SEP 1960
TENTH NAVAL DISTRICT								
COM FIFTEEN	PANAMA	R4Y 1	A2		1	1	1	1
		R4Y 1	A8	1				
				1*	1	1	1	1
NAVSTA	TRINIDAD	UF 2	A2	1	1	1	1	1
				1*	1	1	1	1
NAS 10 NAVDST	GTMO BAY	A4D 1	EN	1				
		R4D 5 6	A2		1	1	1	1
		R4D 6	A8	1				
		UF 2	A2	2	1	2	2	2
		UF 1	A2		1			
		SNB 5	A6	1	1	1	1	1
		T 34B	A8	1	1	1	1	
		HUP 2	A2	1	1	1	1	1
				7*	6	6	6	5
NAVSTA	ROOSEVLT RDS	R4D 8	A2		2	2	2	2
		R4D 8	A8	2				
		UF 2	A1	1				
		UF 2	A2		1	2	2	2
		UF 1	AK	1				
		UF 1	A2		1			
		SNB 5	A6	1	1	1	1	1
		HUP 2	A2	1	1	1	1	1
				6*	6	6	6	6
CV AND AV UTILITY AIRCRAFT								
CVA 9 ESSEX	NORFOLK	TF 1	A2	1	1	1	1	1
				1*	1	1	1	1
CVA 11 INTREPD	QUONSET PNT	TF 1	A2	1	1	1	1	1
				1*	1	1	1	1
CVS15 RANDOLPH	NORFOLK	TF 1	A2	1	1	1	1	1
				1*	1	1	1	1
LPH 4 BOXER	NORFOLK	HTL 7	A2			1	1	1
		HTL 5	A2	1	1			
				1*	1	1	1	1
CVS 36 ANTETAM	NEW YORK	TF 1	A2	1	1	1	1	1
				1*	1	1	1	1
CVS 39 CHMPLAN	MAYPORT	TF 1	A2	1	1	1	1	1
				1*	1	1	1	1
CVS 40 TARAWA	NEWPORT	TF 1	A2	1	1	1	1	1
		TF 1	G9	1				
				2*	1	1	1	1
CVA 42 FDR	MAYPORT	TF 1	A2	1	1	1	1	1
				1*	1	1	1	1
CVA 59 FORSTAL	NORFOLK	TF 1	A2	1	1	1	1	1
				1*	1	1	1	1
CVA 60 SARATOG	NEW YORK	TF 1	A2	1	1	1	1	1
				1*	1	1	1	1
CVS 45 VALYFRG	NORFOLK	TF 1	A2	1	1	1	1	1
				1*	1	1	1	1
CVS 18 WASP	NORFOLK	TF 1	A2	1	1	1	1	1
				1*	1	1	1	1
CVA 62 INDPEND	NORFOLK	TF 1	A2		1	1	1	1
		TF 1	G5	2				
				2*	1	1	1	1
USS ALBERMARLE	NORFOLK	UF 1	A2	1	1	1	1	1
				1*	1	1	1	1
MARINE AIR FMF & FORCE AVIATION HDQTR SQDNS								
H6HS AFMFLNT	NORFOLK	F9F 8P	A1	2				
		R5D 5R	A2	1	1	1	1	1
		R4Y 1	A2	1	1	1	1	1
		TV 2	A6	2				
		F9F 8T	A4		2	2	2	2
		F9F 8T	A6	2				
		SNB 5	A6	2	2	2	2	2
				10*	6	6	6	6
MARINE FLEET TRAINING SQDNS								
VMT 1	CHERRY POINT	F9F 8T	AK	2				
		F9F 8T	A2	18	20	20	20	20
		F9F 8T	B	1				
				21*	20	20	20	20
MARINE CORPS AIR STATIONS								
MCAS	CHERRY PNT	F3H 2	G5	2				
				2*				
NAVAL ATTACHES AND MISSIONS LANT								
ATT ATHENS	GREECE	UF 2	A2		1	1	1	1
		UF 1	A8	1				
				1*	1	1	1	1
ATT CAIRO	EGYPT	R4D 5 6	A8		1	1	1	1
		R4D 6	A8	1				
				1*	1	1	1	1
ATT MEXICO CTY	MEXICO	R4D 5 6	A8		1	1	1	1
		R4D 5	A8	1				
				1*	1	1	1	1
ATT NEW DELHI	INDIA	R4D 5 6	A8		1	1	1	1
		R4D 6	A8	1				
				1*	1	1	1	1
ATT OSLO	NORWAY	UF 2	A2		1	1	1	1
		UF 2	A8	1				
				1*	1	1	1	1
ATT PRETORIA	SO AFRICA	R4D 5 6	A8		1	1	1	1
		R4D 6	A8	1				
				1*	1	1	1	1
ATT TEHRAN	IRAN	R4D 5 6	A8		1	1	1	1
		R4D 6	A8	1				
				1*	1	1	1	1
MISSION ANKARA	TURKEY	R4D 5 6	A8		1	1	1	1
		R4D 5	A8	1				
				1*	1	1	1	1
MISSION BOGOTA	COLOMBIA	R4D 5 6	A8		1	1	1	1
		R4D 6	A8	1				
				1*	1	1	1	1
MISSION PTAUPR	HAITI	HRS 3	A8	1	1	1	1	1
				1*	1	1	1	1
MISSION LIMA	PERU	R4D 5 6	A8		1	1	1	1
		R4D 5	A8	1				
				1*	1	1	1	1
MISSION QUITO	ECUADOR	R4D 5 6	A8		1	1	1	1
		R4D 6	A8	1				
				1*	1	1	1	1
MISSION RIO DJ	BRAZIL	R4D 6R	A8	1	1	1	1	1
				1*	1	1	1	1
MISSION VLPRSO	CHILE	R4D 5 6	A8		1	1	1	1
		R4D 6	A8	1				
				1*	1	1	1	1
NAV ADV GROUP	BUENOS AIRES	R4D 5 6	A8		1	1	1	1
		R4D 6	A8	1				
				1*	1	1	1	1
MISSION CUITRU	DOM REP	SNB 5	A8	1	1	1	1	1
				1*	1	1	1	1
PROGRAM OPERATING				1875	1902	1883	1861	1841
OPERATIONAL POOL				269				
TOTAL PROGRAM				2144				
NON PROGRAM (INCLUDING DRONES)				8				
TOTAL INVENTORY				2152				

[redacted]

DECLASSIFIED

TOTAL PROGRAM & NON-PROGRAM AIRCRAFT

TABLE 2 LOCATION OF AIRCRAFT INVENTORY AND PLANNED OPERATING ASSIGNMENTS

BY COMMAND AND UNIT

PAC UNIT	LOCATION	MODEL	INVENTORY STATUS	INVENTORY NO. ON BOARD	PLANNED ASSIGNMENTS 31 DEC 1959	31 MAR 1960	30 JUN 1960	30 SEP 1960
CARRIER AIR GROUPS								
CVG 2								
VA 23	ATSUGI	A4D 2N	A1			12	12	12
		FJ 4B	A1	11	12			
		FJ 4B	I9	1				
				12*	12	12	12	12
VF 24	ATSUGI	F8U 2	A1			4	14	14
		F8U 1	A1	12	14	10		
				12*	14	14	14	14
VA 22	ABD MIDWAY	A4D 2N	A1			12	12	12
		FJ 4B	A1	10	12			
		FJ 4B	B	1				
		FJ 4B	G6	2				
				13*	12	12	12	12
VF 21	ABD MIDWAY	F3H 2	A1	11	14	14	14	14
				11*	14	14	14	14
VA 25	ABD MIDWAY	AD 7	A1	12	12	12	12	12
				12*	12	12	12	12
VAH 8	ABD MIDWAY	A3D 2	A1	9	9	9	9	9
				9*	9	9	9	9
CVG 5								
CVG 5		F9F 8T	A6		2	2	2	2
				*	2	2	2	2
VF 51	MIRAMAR	F4D 1	A		14	12	12	12
		F4D 1	A1	19				
		F4D 1	G9	3				
				22*	14	12	12	12
VA 52	MIRAMAR	AD 6	A1	11	12	12	12	12
				11*	12	12	12	12
VF 53	MIRAMAR	F3H 2	A1	15	14	14	14	14
				15*	14	14	14	14
VA 55	MIRAMAR	A4D 2	A1	10	12	12	12	12
		A4D 2	G9	2				
				12*	12	12	12	12
VA 56	MIRAMAR	A4D 2	A1	10	12	12	12	12
		A4D 2	B	1				
		A4D 2	G6	2				
				13*	12	12	12	12
VAH 4	WHDBY ISLAND	A3D 2	A1	8	15	12	12	12
		A3D 2	G9	1				
				9*	15	12	12	12
CVG 9								
CVG 9		F9F 8T	A6		1	1	1	1
				*	1	1	1	1
VF 91	ALAMEDA	F8U 2	A1	14	14	14	14	14
				14*	14	14	14	14
VF 92	ALAMEDA	F3H 2	A1	13	14	14	14	14
		F3H 2	G9	1				
				14*	14	14	14	14
VA 93	ALAMEDA	A4D 2	A1	11	12	12	12	6
		A4D 2	B7	1				
		A4D 2	G9	1				
		A4D 2N	A1					6
				13*	12	12	12	12
VA 94	ALAMEDA	A4D 2	A1	12	12	12	12	6
		A4D 2	B7	1				
		A4D 2N	A1					6
				13*	12	12	12	12
VA 95	ALAMEDA	AD 7	A1	12	12	12	12	12
		AD 7	HO	1				
		AD 5	A1	1	1			
				14*	13	12	12	12
VAH 6	WHDBY ISLAND	A3D 2	A1	8	12	12	12	12
		A3D 2	G5	2				
		A3D 2	G6	2				
		A3D 2	G9	2				
				14*	12	12	12	12
CVG 11								
VF 111	MIRAMAR	F11F 1	A1	9	14	14	14	14
		F11F 1	G9	3				
				12*	14	14	14	14
VA 112	MIRAMAR	A4D 2	A1	6	12	12	12	12
		A4D 2	G9	1				
		A4D 1	A1	3				
		A4D 1	G9	1				
		A4D 1	H9	1				
				12*	12	12	12	12
VA 113	MIRAMAR	A4D 2	A1	9	12	12	12	12
		A4D 2	G9	3				
				12*	12	12	12	12
VA 114	MIRAMAR	F3H 2	A1	10	14	14	14	14
		F3H 2N	A1	3				
				13*	14	14	14	14
VA 115	MIRAMAR	AD 7	A1	12	12	12	12	12
				12*	12	12	12	12
CVG 12								
VF 121	MIRAMAR	F11F 1	B	5				
		F3H 2M	A4		6			
		F3H 2M	B	4				
		F3H 2M	B7	2				
		F3H 2M	G9	2				
		F3H 2	A4	30	24	30	30	25
		F3H 2	B	2				
		F3H 2	G9	2				
		F4H 1	A4					5
		F3D 2T2	A4	1				
		F9F 8T	A1	1				
		F9F 8T	A4	22	21	21	21	21
				71*	51	51	51	51
VA 122	NORTH ISLAND	AD 7	A1		7	7	7	7
		AD 7	A4	7				
		AD 6	A1		13	12	12	11
		AD 6	A4	15				
		AD 5	A1		2	2		
		AD 5	A4	2				
		AD 5N	A1	1				
		AD 5N	A4	6				
		T 28B	AM	1				
		T 28B	A4	9	10	10	10	10
		T 28B	G6	1				
				42*	32	31	29	28
VF 124	MOFFETT FLD	F8U 2	A4		2	2	12	12
		F8U 2	B7	2				
		F8U 1	A4	20	26	26	26	20
		F8U 1	B	2				
		F8U 1	B7	2				
		F8U 1	G6	4				
		F8U 1E	A4	4				
		F8U 1E	G9	5				
		F8U 2N	A4					3
		F9F 8T	A1	1				
		F9F 8T	A4	31	26	26	26	26
				71*	54	54	64	61
VA 125	MOFFETT FLD	A4D 2	A4					6
		A4D 2	B7	1				
		A4D 2N	A4		2	2	10	15
		A4D 1	A1		28	28	18	2
		A4D 1	A4	20				
		A4D 1	G6	1				
		A4D 1	G9	3				
		A4D 1	H6	2				
				27*	30	30	28	23
VA 126	MIRAMAR	FJ 4	B	10				
		FJ 4	B7	4				
		FJ 4	G5	1				
		FJ 4	G6	2				
		FJ 4	G9	1				
		FJ 4	HR	2				
		FJ 4	H6	1				
		A4D 2	A4					6
		A4D 2N	A4		2	8	10	15
		A4D 1	A1	1				
		A4D 1	A4	9	15	15	5	
		FJ 4B	A4	10	15	15	10	5
		FJ 4B	A8	1				
		FJ 4B	Y	1				
				43*	32	38	25	26
VAH 123	WHDBY ISLAND	A3D 2P	A4	1				
		A3D 2T	A5		2	4	4	4
		A3D 2	G9	2				
		A3D 1	A4	6				
		A3D 1	A5	2	10	10	10	10
		P2V 3B	A5	3	3			
		F9F 8T	A4	4	4	4	4	4
				18*	19	18	18	18

[redacted]

24

DECLASSIFIED

TOTAL PROGRAM & NON-PROGRAM AIRCRAFT

TABLE 2 LOCATION OF AIRCRAFT INVENTORY AND PLANNED OPERATING ASSIGNMENTS

BY COMMAND AND UNIT

PAC UNIT	LOCATION	MODEL	INVENTORY STATUS	INVENTORY NO. ON BOARD	PLANNED ASSIGNMENTS 31 DEC 1959	31 MAR 1960	30 JUN 1960	30 SEP 1960
CVG 14								
VF 141	MIRAMAR	F3H 2	A1	14	14	14	14	14
				14*	14	14	14	14
VF 142	MIRAMAR	F8U 2	A1	14	14	14	14	14
		F8U 1	G9	2				
				16*	14	14	14	14
VA 144	MIRAMAR	FJ 4B	A1	13	12	12	12	12
		FJ 4B	G6	1				
		FJ 4B	G9	1				
				15*	12	12	12	12
VA 145	MIRAMAR	AD 6	A1	10	12	12	12	12
				10*	12	12	12	12
VA 146	ABD RANGER	FJ 4B	A1	9	12	12	12	12
		FJ 4B	G9	6				
				15*	12	12	12	12
CVG 15								
VF 151	ABD HANCOCK	F3H 2	A1	11	14	14	14	14
				11*	14	14	14	14
VA 152	ABD HANCOCK	AD 6	A1	11	12	12	12	12
				11*	12	12	12	12
VA 153	ABD HANCOCK	A4D 2	A1	12	12	12	12	12
				12*	12	12	12	12
VF 154	ABD HANCOCK	F8U 1	A1		14	14	14	14
		F8U 1E	A1	11				
				11*	14	14	14	14
VA 155	ABD HANCOCK	A4D 2	A1	12	12	12	12	12
				12*	12	12	12	12
VAH 4 D	ABD HANCOCK	A3D 2	A1	3				
				3*				
VAH 2	WHDBY ISLAND	A3D 2	A1	5	7	9	9	9
		A3D 2	G9	3				
				8*	7	9	9	9
CVG 19								
CVG 19		F9F 8T	A6		2	2	2	2
				*	2	2	2	2
VF 191	ABD RICHARD	F8U 1	A1				14	14
		F11F 1	A1	11	14	14		
				11*	14	14	14	14
VA 192	ABD RICHARD	A4D 2	A1	12	12	12	12	12
				12*	12	12	12	12
VF 193	ABD RICHARD	F3H 2	A1	12	14	14	14	14
				12*	14	14	14	14
VF 195	ABD RICHARD	A4D 2	A1	12	12	12	12	12
				12*	12	12	12	12
VA 196	ABD RICHARD	AD 6	A1	10	12	12	12	12
				10*	12	12	12	12
VAH 4 E	ABD RICHARD	A3D 2	A1	3				
				3*				
VAH 7	ABD KITTYHWK	A3D 2	A1					5
				*				5
CVG 21								
VF 211	ABD LEXINGTN	F8U 1	A1		14	14	14	14
		F11F 1	A1	13				
				13*	14	14	14	14
VA 212	ABD LEXINGTN	FJ 4B	A1	10	12	12	12	12
				10*	12	12	12	12
VF 213	ABD LEXINGTN	F3H 2	A1		14	14	14	14
		F4D 1	A1	11				
				11*	14	14	14	14
VA 215	MOFFETT FLD	AD 6	A1	12	12	12	12	12
				12*	12	12	12	12
VA 216	MOFFETT FLD	FJ 4B	A1	7	12	12	12	12
		FJ 4B	G9	6				
				19*	12	12	12	12
VAH 4 L	WHDBY ISLAND	A3D 2	A1	4				
				4*				

PAC UNIT	LOCATION	MODEL	INVENTORY STATUS	INVENTORY NO. ON BOARD	PLANNED ASSIGNMENTS 31 DEC 1959	31 MAR 1960	30 JUN 1960	30 SEP 1960
COMPOSITE PHOTOGRAPHIC SQDNS								
VCP 61	AGANA	F8U 1P	A1	6	9	12	12	12
		A3D 2P	A1	5	6	6	6	6
		AJ 2P	A1	5	5	2		
		TV 2	A4	1				
		F9F 8T	A4		1	1	1	1
		SNB 5P	A4	1	1	1	1	1
				18*	22	22	20	20
VCP 63	MIRAMAR	F8U 1P	A1	19	23	20	20	20
		F8U 1P	B	3				
		F8U 1P	G6	1				
		A3D 2P	A1	1	1	4	4	4
		F9F 8T	A4	1	3	3	3	3
		SNB 5P	A4	1	1	1		
				26*	28	28	27	27
DET E	ABD RICHARD	F8U 1P	A1	3				
				3*				
DET L	ABD LEXINGTN	F9F 8P	A1	3				
				3*				
DET M	MIRAMAR	F8U 1P	A1	3				
				3*				
AIR EARLY WARNING SQDNS								
VAW 11	NORTH ISLAND	AD 5	A1	1	1	1		
		AD 5Q	AJ	1				
		AD 5Q	A1	16	10	8	8	8
		TF 1Q	A1	2	2	2	2	2
		WF 2	A1		9	13	15	16
		AD 5W	A1	31	32	30	24	21
		S2F 1	A1	1				
				52*	54	54	49	47
DET E	ABD RICHARD	AD 5Q	A1	2				
				2*				
DET LN	ABD LEXINGTN	AD 5N	AJ	1				
				1*				
DET LW	ATSUGI	AD 5W	A1	1				
				1*				
VAW 13	AGANA	AD 5Q	A1		6	8	8	8
		WF 2	A1				3	3
		AD 5W	AJ	1				
		AD 5W	A1	4	9	9	9	9
				5*	15	17	20	20
DET A	ABD KEARSAGE	AD 5W	A1	3				
				3*				
INTERCEPTOR SQDN								
VFAW 3	NORTH ISLAND	F3D 2	A4	1				
		F3D 2T2	A1	2				
		F4D 1	A1	19	25	25	25	25
		F4D 1	B	6				
		F4D 1	B7	1				
		F4D 1	G6	1				
		F4D 1	G9	5				
		SNB 5	A8	1	1			
				36*	26	25	25	25
GUIDED MISSLE SERVICE SQDN								
GMSRON 1	BARBERS PNT	FJ 3D	A1	5	8	8	8	8
		F9F 5KD	A1	5	2	2	2	2
		TV 2D	A2	3	3	3	3	3
				13*	13	13	13	13
DET S	NAHA	F9F 5KD	A1	2	2			
				2*	2			
DET Z	POINT MUGU	FJ 4	A1	1	1	1	1	1
		FJ 3D	A1	4	4	4	4	4
		F9F 5KD	A1	2	2	2	2	2
		TV 2D	A2	3	3	3	3	3
				10*	10	10	10	10

[redacted]

DECLASSIFIED

TOTAL PROGRAM & NON-PROGRAM AIRCRAFT

[redacted]

TABLE 2 LOCATION OF AIRCRAFT INVENTORY AND PLANNED OPERATING ASSIGNMENTS

BY COMMAND AND UNIT

PAC UNIT	LOCATION	MODEL	INVENTORY STATUS	INVENTORY NO. ON BOARD	PLANNED ASSIGNMENTS 31 DEC 1959	31 MAR 1960	30 JUN 1960	30 SEP 1960
ELECTRONIC COUNTER MEASURE SQDNS								
VQ 1	IWAKUNI	A3D 2Q	A1		2	7	8	8
		A3D 1Q	A1	1	1	1	1	1
		P4M 1Q	A1	4	4			
		P2V 5F	A1	2	2	2	2	
		WV 2Q	A1		1	3	3	3
		TV 2	A4	2				
		F9F 8T	A6		1	1	1	1
				9*	11	14	15	13
CARRIER ANTI SUBMARINE SQDNS								
VS 21	ABD KEARSRGE	S2F 3	A1				1	2
		S2F 2	A1	4	4	2	1	
		S2F 1	A1	16	16	16	16	16
		S2F 1	B	2				
				22*	20	18	18	18
VS 23	LOS ALAMITOS	S2F 2	A1	4				
		S2F 1	A1	16	18	18	18	18
		S2F 1	B	3				
		S2F 1	B7	4				
				27*	18	18	18	18
VS 37	LOS ALAMITOS	S2F 2	A1	3	4	4	4	4
		S2F 2	B	2				
		S2F 2	B7	1				
		S2F 1	A1	14	16	16	16	16
		S2F 1	B	1				
		S2F 1	G9	1				
				22*	20	20	20	20
VS 38	NORTH ISLAND	S2F 2	A1	4	4	4	4	4
		S2F 1	A1	12	16	16	16	16
		S2F 1	G9	6				
				22*	20	20	20	20
HELICOPTER ANTI SUBMARINE SQDNS								
HS 2	REAM FLD	SNB 5	A4	1	1	1		
		HSS 2	A1				1	3
		HSS 1	A1	16	14	14	14	12
				17*	15	15	15	15
HS 4	REAM FLD	SNB 5	A4	1	1	1		
		HSS 1N	A1	13	14	14	14	15
		HSS 1N	Y	1				
				15*	15	15	14	15
HS 6	ABD KEARSRGE	HSS 1	A1	12	12	10	10	10
		HSS 1N	A1	3	2	4	4	5
				15*	14	14	14	15
HS 8	REAM FLD	SNB 5	A4		1	1		
		HSS 1	A1	11	14	14	12	6
		HSS 1N	A1				2	9
				11*	15	15	14	15
PATROL SQDNS LAND PLANE								
VP 1	IWAKUNI	P2V 7	A1	12	12	12	12	12
				12*	12	12	12	12
VP 2	KODIAK	P2V 7	A1	12	12	12	12	12
				12*	12	12	12	12
VP 4	NAHA	P2V 5F	A1	12	12	12	12	12
		P2V 5F	G9	2				
				14*	12	12	12	12
VP 6	BARBERS PNT	P2V 5F	AJ	2				
		P2V 5F	A1	10	12	12	12	12
				12*	12	12	12	12
VP 9	ALAMEDA	P2V 7	A1	12	12	12	12	12
				12*	12	12	12	12
VP 17	WHDBY ISLAND	P2V 7	A1					4
		P2V 5F	AJ	1				
		P2V 5F	A1	11	12	12	12	8
				12*	12	12	12	12
VP 19	ALAMEDA	P2V 7	A1	13	12	12	12	12
				13*	12	12	12	12
VP 22	BARBERS PNT	P2V 5F	A1	10	12	12	12	12
				10*	12	12	12	12
VP 28	BARBERS PNT	P2V 5F	AJ	1				
		P2V 5F	A1	11	12	12	12	12
				12*	12	12	12	12
PATROL SQDNS SEA PLANE								
VP 40	SANGLEY PNT	P5M 2	A1					3
		P5M 1	A1	11	12	12	12	9
		P5M 1	HO	1				
				12*	12	12	12	12
VP 42	NORTH ISLAND	P5M 1	A1	12	12	12	12	12
				12*	12	12	12	12
VP 46	NORTH ISLAND	P5M 1	A1	12	12	12	12	12
				12*	12	12	12	12
VP 47	ALAMEDA	P5M 2	A1	12	12	12	12	12
				12*	12	12	12	12
VP 48	NORTH ISLAND	P5M 2	A1	12	12	12	12	12
		P5M 2	HO	1				
				13*	12	12	12	12
VP 50	WHDBY ISLAND	P5M 2	A1	10	12	12	12	12
		P5M 2	F1	2				
				12*	12	12	12	12
FLEET AIR EARLY WARNING SQDNS								
VW 1	AGANA	WV 2	A2	9	9	9	9	9
		R7V 1	A5	1				
				10*	9	9	9	9
VW 3	AGANA	WV 2	A2	6	9	9	9	9
		WV 2	D9	3				
		R7V 1	A5	1				
				10*	9	9	9	9
BARRIER SQUADRONS DISTANT WARNING								
AIRBARSRON 2	BARBERS PNT	WV 2	A2	27	25	25	25	25
(VW 12 AND VW 14 INCLUDED)		WV 2	D9	7				
		R7V 1	A5	3	5	5	5	5
		R7V 1	D9	2				
		SNB 5	A5	2	1	1		
				41*	31	31	30	30
HELICOPTER RECONNAISSANCE SAR SQDNS								
HU 1	REAM FLD	SNB 5	A4	1	1			
		HO4S 3	A2	1	1	1	1	1
		HR5 3	A2	6	6	4	2	2
		HU2K 1	A2				1	1
		HUS 1A	A2	2	2			
		HUL 1	A2	4	6	6	7	7
		HUP 3	A2			2	6	13
		HUP 2	A2	15	32	31	24	18
		HUP 2	Q1	1				
		HTL 7	AK	1				
		HTL 7	A2	4				
		HTL 7	A4		4	5	6	6
				35*	52	49	47	48
DET 1	OPPAMA	HUP 2	A2	13	2	2	2	2
				13*	2	2	2	2
FLEET TACTICAL SUPPORT SQDNS								
VR 21	BARBERS PNT	R6D 1	A2	10	12	12	12	12
		R6D 1Z	A2	2	2	2	2	2
		R5D Z	A2		1	1	1	1
				12*	15	15	15	15
DET	NORTH ISLAND	R5D 5Z	A2		1	1	1	1
		R5D 5Z	G6	1				
		R5D 2Z	A2	1				
		R4Y 1	A2	3	3	3	3	3
		TF 1	A2	3	4	4	4	4
		TF 1	G9	1				
				9*	8	8	8	8
DET	ATSUGI	R5D Z	A2		1	1	1	1
		R5D 2Z	A2	1				
		TF 1	A2	8	7	7	7	7
		TF 1	G9	1				
				10*	8	8	8	8

[redacted]

[redacted]

DECLASSIFIED

TOTAL PROGRAM & NON-PROGRAM AIRCRAFT

TABLE 2 LOCATION OF AIRCRAFT INVENTORY AND PLANNED OPERATING ASSIGNMENTS

BY COMMAND AND UNIT

PAC UNIT	LOCATION	MODEL	INVENTORY STATUS	INVENTORY NO ON BOARD	PLANNED ASSIGNMENTS 31 DEC 1959	31 MAR 1960	30 JUN 1960	30 SEP 1960
MARINE HEADQUARTERS SQDNS								
MARS 17	IWAKUNI	FJ 4	B7	1				
		A4D 1	B	1				
		A4D 1	B7	3				
		R5D 2 3	A2		2	2	2	2
		R5D 3	A2	2				
		R4D 8	A2	4	3	3	3	3
		TV 2	A4	3				
		F9F 8T	A6		3	3	3	3
		SNB 5	A4	3				
		HOK 1	A1		2	2	2	2
		HUK 1	A2	2	2	2	2	2
				19*	12	12	12	12
H&MS 11	ATSUGI	F8U 1	G6	1				
		F4D 1	A	1				
		F4D 1	G6	2				
		F4D 1	G9	2				
		R4D 8	A2	1	1	1	1	1
		TV 2	A4	4				
		TV 2	A6		2	2		
		F9F 8T	A2		3	3	3	3
				11*	6	6	4	4
H&MS 12	IWAKUNI	A4D 2	B	3				
		R4D 8	A2	1	1	1	1	1
		TV 2	A2		2			
		TV 2	A4	3				
		TV 2	EJ	1				
		F9F 8T	A2		3	3	3	3
				8*	6	4	4	4
H&MS 13	KANEOHE	F8U 1E	B	1				
		FJ 4	B7	6				
		AD 5	A1	1				
		R5D 4R	A2	1				
		R4D 5 6	A2		1	1	1	1
		R4D 6-	A8	1				
		F9F 8T	AM	1				
		F9F 8T	A2		3	3	3	3
		F9F 8T	A4	2				
				13*	4	4	4	4
H&MS 15	EL TORO	F4D 1	B	2				
		A4D 2	B	1				
		A4D 2	G9	1				
		R4D 5 6	A2		1	1	1	1
		R4D 5	A2	1				
		F9F 8T	A2	3	3	3	3	3
				8*	4	4	4	4
H&MS 16	OPPAMA	HOK 1	AJ	1				
		HOK 1	A4	1				
		HUS 1	AJ	1				
		HUS IA	A2	3				
				6*				
MARS 37	EL TORO	R5D 5	A2	1				
		R5D 4R	A2		1	1	1	1
		R4D 8	A2	2	2	2	2	2
		R4D 5 6	A2		1	1	1	1
		R4D 6	A2	1				
		R4D 5	A2	1				
		TV 2	A6	6	3	3	3	3
		F9F 8T	A6		4	4	4	4
		SNB 5	A6	1	1	1		
				12*	12	12	11	11
H&MS 33	EL TORO	F8U 2	B7	8				
		F8U 1P	B	3				
		R4D 5 6	A2		1	1	1	1
		R4D 6	A2	1				
		F9F 8T	A2	3	3	3	3	3
				15*	4	4	4	4
MARINE FIGHTER SQDNS								
VMF 232	KANEOHE	F8U 1	A1		20	20	20	20
		F8U 1E	AI	18				
				18*	20	20	20	20
VMF 251	ATSUGI	F8U 1	A1		20	20	20	20
		F8U 1E	A1	19				
		F8U 1E	HO	1				
				20*	20	20	20	20
VMF 323	EL TORO	F8U 1	A1	19	20	20	20	20
		F8U 1	B	3				
		F8U 1	B7	2				
		F8U 1	G5	1				
				25*	20	20	20	20
VMF 334	EL TORO	F8U 1	A1	17	20	20	20	20
		F8U 1	G5	3				
		F8U 1E	G6	1				
				21*	20	20	20	20
VMF 451	EL TORO	F8U 2	A1	3	8	20	20	20
				3*	8	20	20	20
MARINE ALL WEATHER FIGHTER SQDNS								
VMFAW 314	ATSUGI	F4D 1	A1	16	20	20	20	20
		F4D 1	B	2				
		F4D 1	G9	3				
				21*	20	20	20	20
VMFAW 513	EL TORO	F4D 1	A1	18	20	20	20	20
		F4D 1	B	1				
		F4D 1	G9	4				
				23*	20	20	20	20
VMFAW 531	ATSUGI	F4D 1	A1	15	20	20	20	20
		F4D 1	G9	3				
				18*	20	20	20	20
VMFAW 542	ATSUGI	F4D 1	A1	16	20	20	20	20
		F4D 1	G9	3				
				19*	20	20	20	20
MARINE ATTACK SQDNS								
VMA 121	EL TORO	A4D 2	A1	19	20	20	20	20
		A4D 2	G9	1				
				20*	20	20	20	20
VMA 211	IWAKUNI	A4D 2N	A1			2	20	20
		A4D 1	A1	19	20	15		
				19*	20	17	20	20
VMA 212	KANEOHE	FJ 4B	A1	19	20	20	20	20
		FJ 4B	G9	3				
				22*	20	20	20	20
VMA 214	KANEOHE	FJ 4B	A1	17	20	20	20	20
		FJ 4B	G9	2				
		FJ 4B	I9	1				
				20*	20	20	20	20
VMA 223	EL TORO	FJ 4	B	4				
		FJ 4B	A1	12	20	20	20	20
		FJ 4B	G5	3				
		FJ 4B	HO	1				
				20*	20	20	20	20
VMA 311	EL TORO	A4D 2	A1	17	20	20	20	20
		A4D 2	G9	3				
				20*	20	20	20	20
VMA 332	IWAKUNI	A4D 2	A1	20	20	20	20	20
				20*	20	20	20	20
MARINE COMPOSITE PHOTOGRAPHIC SQDNS								
VMCJ 1	IWAKUNI	F8U 1P	AI	6	6	6	6	6
		F3D 2Q	A1	8	9	9	9	9
		F3D 2Q	HO	1				
				15*	15	15	15	15
VMCJ 3	EL TORO	F8U 1P	A1	11	12	12	12	12
		F3D 2Q	AJ	4				
		F3D 2Q	A1	5	7	5	5	5
				20*	19	17	17	17

[redacted]

DECLASSIFIED

TABLE 2 LOCATION OF AIRCRAFT INVENTORY AND PLANNED OPERATING ASSIGNMENTS

BY COMMAND AND UNIT

PAC UNIT	LOCATION	MODEL	INVENTORY STATUS	INVENTORY NO. ON BOARD	PLANNED ASSIGNMENTS 31 DEC 1959	31 MAR 1960	30 JUN 1960	30 SEP 1960
MARINE TRANSPORT SQDNS								
VMR 253	IWAKUNI	R5D 2 3	A2		10	10	10	10
		R5D 3	A2	4				
		R5D 3	D3	2				
		R5D 2	A2	4				
		R4Q 2	A1		8	8	8	8
		R4Q 2	A2	8				
		R4Q 2	D3	2				
				20*	18	18	18	18
VMR 352	EL TORO	R5D 2 3	A2		14	12	12	12
		R5D 5	A2		2	5	5	5
		R5D 3	A2	11				
		R5D 2	A2	4				
		R5D 2	G6	1				
		R4Q 2	A2	5	5	5	5	5
		GV 1	A2					1
				21*	21	22	22	23
MARINE HELICOPTER TRANSPORT SQDNS								
HMRL 161	KANEOHE	OE 1	A2	3				
		HRS 3	A1		15	15	15	15
		HRS 3	A2	14				
		HUS 1	A1				2	6
				17*	15	15	17	21
HMRL 163	SANTA ANA	HUS 1	A1	23	25	25	25	25
				23*	25	25	25	25
HMRL 261	FUTEMA	HUS 1	AJ	1				
		HUS 1	A1	18	25	25	25	25
				19*	25	25	25	25
HMRL 361	SANTA ANA	HUS 1	A1	23	25	25	25	25
		HUS 1A	A1	1				
				24*	25	25	25	25
HMRL 362	SUKIRON	HUS 1	AJ	2				
		HUS 1	A1	18	25	25	25	25
				20*	25	25	25	25
HMRC 363	EL TORO	HOK 1	A1	12	12	12	12	12
		HOK 1	HO	1				
		HRS 3	A1	11	12	12	12	12
				24*	24	24	24	24
HMRM 462	SANTA ANA	HR2S 1	AJ	1				
		HR2S 1	A1	16	18	18	16	13
		HR2S 1	HO	1				
				18*	18	18	16	13
MARINE OBSERVATION SQDNS								
VMO 2	SUKIRON	OE 1	A1		12	12	12	12
		OE 1	A2	11				
		SNB 5	A6	2	1	1		
		HOK 1	AK	2				
		HOK 1	A1		12	12	12	12
		HOK 1	A2	6				
				21*	25	25	24	24
VMO 6	CAMP PENDLET	OE 2	AJ	2				
		OE 2	A1	9	12	12	12	12
				11*	12	12	12	12
OPERATIONAL TEST AND EVALUATION FORCE								
VX 4	POINT MUGU	F8U 2N	A4					2
		F3H 2	A9	3	3	3	2	
		F4H 1	A9				2	3
		F3D 2T2	A1		1	1	1	1
		F3D 2T2	A9	1				
		F4D 1	A1		3	3	2	
		F4D 1	A9	2				
		F4D 1	B7	1				
		A4D 2	A9	2	1	1	1	1
		A4D 1	A9	1	1	1	1	1
		F9F 8T	A6	1	1	1	1	1
		SNB 5	A6	1	1			
		F9F 6K	A8	9				
				21*	11	10	10	9
VX 5	CHINA LAKE	A4D 2	A9	5	2	2	2	2
		A4D 2N	A9		4	4	4	4
		FJ 4B	A9	2	2	2	2	2
		A3J 1	A9			1	1	1
		A3D 2	A9	1	1	1	1	1
		F9F 8T	A6	1	1	1	1	1
		SNB 5	A6	1	1			
				10*	11	11	11	11
FLEET AIRCRAFT SERVICE SQDNS								
FASRON 4	NORTH ISLAND	F3H 2	G9	3				
		F4D 1	A	1				
		F4D 1	G5	1				
		AD 6	B	4				
		AD 5	A6	1	1	1		
		R4D 8	A2	1	1	1	1	1
		TF 1	A2	4				
		TV 2	A6	3	3	3	3	
		F9F 8T	A6	3				
		SNB 5	A6	7	4	4	4	4
		SNB 5P	A6	1				
				29*	9	9	8	5
DET A	LOS ALAMITOS	TF 1	A2	1				
		SNB 5	A6	2	1	1	1	1
				3*	1	1	1	1
FASRON 10	MOFFETT FLD	F11F 1	B	3				
		F11F 1	G6	1				
		F11F 1	G9	4				
		F2H 3	H6	1				
		F3H 2	B	9				
		F3H 2	G9	2				
		AD 5	A6	1				
		TF 1	A2	1				
		TV 2	A6	1	2			
		F9F 8T	A6	2				
				25*	2			
FASRON 11	ATSUGI	FJ 4	B	5				
		FJ 4	G5	2				
		FJ 4	G9	11				
		FJ 4	H5	2				
		FJ 4	H9	5				
		F3H 2	G9	1				
		A4D 2	G6	1				
		FJ 4B	A	3				
		FJ 4B	H9	1				
		TV 2	A6	5	5			
		F9F 8T	A6		5			
		SNB 5	A6	6	6			
		SNB 5	B	1				
				43*	16			
FASRON 12	MIRAMAR	F11F 1	G6	1				
		AD 5	A6	1	1	1		
		TF 1	A6	1				
		TV 2	A6	1	3	3		
		F9F 8T	A6	3				
				7*	4	4		
FASRON 110	NORTH ISLAND	P5M 1	B	3				
		P5M 1	H6	1				
		SNB 5	A6	2	2	2	2	2
				6*	2	2	2	2
FASRON 114	KODIAK	UF 2	A2	1	1	1	1	1
				1*	1	1	1	1
FASRON 117	BARBERS PNT	F8U 1E	HO	2				
		F9F 8P	A8	1				
		R4D 6	F6	1				
		TF 1	A2	2				
		JD 1	F6	1				
		F9F 8T	A6	3	3	3	3	
		SNB 5	A6	5	5	5	5	5
				15*	8	8	8	5
FASRON 118	NAHA	UF 1	A2	1	1			
		SNB 5	A6	3	3			
		HUS 1	F6	2				
				6*	4			
FASRON 120	IWAKUNI	F3H 2	HO	1				
		UF 1	A2	1	1			
		SNB 5	A6	2	2			
				4*	3			

DECLASSIFIED

TOTAL PROGRAM & NON-PROGRAM AIRCRAFT

TABLE 2 LOCATION OF AIRCRAFT INVENTORY AND PLANNED OPERATING ASSIGNMENTS

BY COMMAND AND UNIT

PAC UNIT	LOCATION	MODEL	INVENTORY STATUS	INVENTORY NO. ON BOARD	PLANNED ASSIGNMENTS 31 DEC 1959	31 MAR 1960	30 JUN 1960	30 SEP 1960
FLEET UTILITY AND DRONE CONTROL SQDNS								
VU 1	BARBERS PNT	F9F 6D	AQ	1				
		F9F 6D	A8	1				
		FJ 3D2	A8	1	2	2	2	2
		AD 5	A2		6	6	6	6
		AD 5	A6	5				
		JD 1	A8	1				
		F9F 8T	A4		1	1	1	1
		F9F 8T	A8	1				
		SNB 5P	A8	1	1	1	1	1
		HUK 1	A8	1	1	1	1	1
		HUP 2	A8	1	1	1	1	1
		F6F 5K	A8	4				
				17*	12	12	12	12
VU 3	BROWN FIELD	FJ 3D2	A8	6	6	6	6	7
		P2V 5FD	A8	1	1	1	1	1
		JD 1D	A8	7	3	3	3	3
		F9F 8T	A8	2				
		SNB 5'	A8	1	1	1	1	1
		T 28BD	A8	2	2	2	2	2
				19*	13	13	13	14
VU 5	ATSUGI	FJ 4	A8	4	5	5	5	5
		FJ 3D2	A8	4	4	4	4	5
		P2V 5FD	A8	1	1	1	1	1
		JD 1	AQ	1				
		JD 1	A8	2	4	4	4	4
		SNB 5P	A8	2	2	2	2	2
		HUS 1A	A8	1				
				15*	16	16	16	17
DET A	CUBI PNT	AD 5	A2		3	3	3	3
		AD 5	A8	1				
		JD 1	A8	3				
				4*	3	3	3	3
VU 7	BROWN FIELD	FJ 4	A8	12	12	12	12	12
		FJ 4	B	2				
		FJ 4	G9	1				
		FJ 4	HO	1				
		R4D 5 6	A8		1	1	1	1
		R4D 5	A8	1				
		JD 1	AQ	1				
		JD 1	A8	10	10	10	10	10
		SNB 5P	A8	2	1			
				30*	24	23	23	23
AIRCRAFT FERRY SQUADRONS								
VRF 32	NORTH ISLAND	R4D 8	A2	1	1	1	1	1
		R4D 5 6	A2		1	1	1	1
		R4D 6	A2	1				
		SNB 5	A2	1	1	1	1	1
				3*	3	3	3	3
FLEET AIR GUNNERY SCHOOL								
FL AIR GUN SCH	YUMA	F8U 1	A4	7	8			
		F8U 1E	A4	2				
		FJ 4	A4	4	4			
		F4D 1	A4	8	8			
		F4D 1	G5	1				
		A4D 2	A4	3				
		A4D 2	G9	2				
		FJ 4B	A4	2				
		FJ 4B	G5	1				
		FJ 4B	H5	1				
		AD 5	A2	1	1			
		SNB 5	A4	1	1			
				33*	22			
FLEET BASES OVERSEAS								
NAS	AGANA	R5D 2 3	A2		1	1	1	1
		R5D 3	A2	1				
		UF 2	A2	1	2	3	3	3
		UF 1	A2	1	1			
		UF 1	HO	1				
		SNB 5	A6	1	1	1	1	1
		HUK 1	A2	2	2	2	2	2
		HUP 2	F6	1				
				8*	7	7	7	7
NAS	ATSUGI	R4D 8	A2	1	1	1	1	1
		TV 2	A6		2	5	5	5
		F9F 8T	A6			5	5	5
		SNB 5	A6	1	1	7	7	7
		HUP 2	A2	1	2	2	2	2
				3*	6	20	20	20
NAS CUBI PNT	CUBI PNT	F8U 1E	G6	2				
		F11F 1	B	2				
		F3H 2	G6	1				
		A4D 2	G6	2				
		AD 6	A6	1				
		AD 6	B	4				
		AD 6	G6	1				
		AD 5W	B	1				
		UF 2	A2	1	1	1	1	1
		TV 2	A6	2	2			
		F9F 8T	A6		2	2	2	2
		SNB 5	A6	4	3	3	3	3
		HUK 1	A2	2	2	2	2	2
				23*	10	8	8	8
NAF	NAHA	UF 1	A2	1	1	2	2	2
		SNB 5	A6			3	3	3
				1*	1	5	5	5
NAF	OPPAMA	F8U 1	G6	1				
		FJ 4	B	4				
		FJ 4	Y	1				
		F3H 2	G6	2				
		F4D 1	B	2				
		F4D 1	G6	2				
		F9F 8P	C9	1				
		A4D 2	G6	2				
		A4D 1	G6	1				
		FJ 4B	G6	1				
		AD 5N	C9	1				
		OE 1	D1	2				
		UF 1	A2	3	3	3	3	3
		UF 1	D1	1				
		TV 2	EJ	1				
		SNB 5	D1	3				
		HOK 1	B	1				
		HOK 1	D1	3				
		HUS 1	D1	5				
		HUK 1	D1	1				
		HUP 2	B	1				
		HUP 2	D1	4				
		HUP 2	F1	1				
				44*	3	3	3	3
NAVSTA	SANGLEY PNT	R5D 2 3	A2		1	1	1	1
		R5D 2	A8	1				
		R4D 5 6	A2		1	1	1	1
		R4D 6	A8	1				
		UF 1	A2	1	1	1	1	1
		SNB 5	A6	2	2	2	2	2
		HUK 1	AK	1				
		HUK 1	A2		1	1	1	1
				6*	6	6	6	6
COMTAIWANDEF	TAIWAN	R4D 8Z	A2	1	1	1	1	1
				1*	1	1	1	1
COMNAVFORJAPAN	YOKOSUKA	R4D 8	A2	1	1	1	1	1
				1*	1	1	1	1
FL AIR DET	IWAKUNI	UF 2	A2					1
		UF 1	A2			1	1	
		SNB 5	A6			2	2	2
				*		3	3	3

DECLASSIFIED

[redacted]

TOTAL PROGRAM & NON-PROGRAM AIRCRAFT

TABLE 2 LOCATION OF AIRCRAFT INVENTORY AND PLANNED OPERATING ASSIGNMENTS

BY COMMAND AND UNIT

PAC UNIT	LOCATION	MODEL	INVENTORY STATUS	INVENTORY NO. ON BOARD	PLANNED ASSIGNMENTS 31 DEC 1959	31 MAR 1960	30 JUN 1960	30 SEP 1960
NAVAL BASES AND NAVAL AIR STATIONS								
NAS ALAMEDA	ALAMEDA	F8U 1	C9	1				
		F8U 1	G5	1				
		F8U 1	I9	1				
		F11F 1	G6	1				
		F2H 3	A	1				
		F8U 1P	C9	4				
		F9F 8P	A	1				
		FJ 3D2	C9	1				
		FJ 4B	A	2				
		FJ 4B	G9	1				
		FJ 4B	H9	1				
		AD 6	A	4				
		AD 5	C9	1				
		P2V 5F	A	3				
		UF 2	C9	1				
		JD 1	A	1				
		F9F 8T	C9	13				
				38*				
NAS NORTH ISL	NORTH ISLAND	F3H 2	G6	1				
		F3H 2N	G9	3				
		F4D 1	B	2				
				6*				
FOURTEENTH NAVAL DISTRICT								
NAVSTA 14 ND	KWAJALEIN	UF 2	A2		1	3	4	4
		UF 1	A2	4	3	1		
				4*	4	4	4	4
NAS 14 NAVDST	BARBERS PNT	R5D 2 3	A2		1	1	1	1
		R5D 3	A2	1				
		R4D 8	A2	1	1	1	1	1
		SNB 5	A6	2	2	2	2	2
		HUK 1	A2	2	2	2	2	2
				6*	6	6	6	6
NAVSTA 14 ND	MIDWAY	UF 2	A2	1	3	3	3	3
		UF 1	A2	2				
				3*	3	3	3	3
NAS 14 NAVDST	PEARL HARBOR	SNB 5	A6	1	1	1	1	1
				1*	1	1	1	1
SEVENTEENTH NAVAL DISTRICT								
NAVSTA 17 ND	ADAK	UF 2	A2	2	2	2	2	2
				2*	2	2	2	2
NAVSTA 17 ND	KODIAK	R5D 2 3	A2		2	2	2	2
		R5D 3	A8	2				
		R5D 3	G6	1				
				3*	2	2	2	2
CV AND AV UTILITY AIRCRAFT								
CVA 61 RANGER	ALAMEDA	TF 1	A2	1	1	1	1	1
				1*	1	1	1	1
LPH 5 PRINCETN	PT HUENEME	HRS 3	A2	1				
				1*				
LPH 6 THETIS B	LOS ANGELES	HRS 3	A6	1				
				1*				
CVA 31 RICHARD	ALAMEDA	TF 1	A2		1	1	1	1
				*	1	1	1	1
CVS 33 KERSRGE	LONG BEACH	TF 1	A2	1	1	1	1	1
				1*	1	1	1	1
CVS 12 HORNET	BREMERTON	TF 1	A2	1	1	1	1	1
				1*	1	1	1	1
CVA 20 BENNING	SAN DIEGO	TF 1	A2	1	1	1	1	1
				1*	1	1	1	1
CVS 10 YORKTWN	BREMERTON	TF 1	A2	1	1	1	1	1
				1*	1	1	1	1
CVA 14 TCNDRGA	ALAMEDA	TF 1	A2		1	1	1	1
				*	1	1	1	1
CVA 16 LEXIGTN	LOS ANGELES	TF 1	A2	1	1	1	1	1
				1*	1	1	1	1
CVA 19 HANCOCK	SAN DIEGO	TF 1	A2	1	1	1	1	1
				1*	1	1	1	1
CVA 34 ORISKNY	ALAMEDA	TF 1	A2		1	1	1	1
				*	1	1	1	1
CVA 38 SHANGRL	SAN DIEGO	TF 1	A2	1	1	1	1	1
				1*	1	1	1	1
CVA 41 MIDWAY	ALAMEDA	TF 1	A2	1	1	1	1	1
				1*	1	1	1	1

PAC UNIT	LOCATION	MODEL	INVENTORY STATUS	INVENTORY NO. ON BOARD	PLANNED ASSIGNMENTS 31 DEC 1959	31 MAR 1960	30 JUN 1960	30 SEP 1960
MARINE AIR FMF & FORCE AVIATION HQTRS SQDN								
HHS AFMFPAC	EL TORO	R5D 4R	A2		1	1	1	1
		R5D 4R	A8	1				
		R4D 8	A2		1	1	1	1
		R4D 8	A6	1				
		R4Y 1	A2		1	1	1	1
		R4Y 1	A8	1				
		TV 2	A6	2	2	2	2	2
		F9F 8T	A6		2	2	2	2
		SNB 5	A6	2	1			
				7*	8	7	7	7
MARINE FLEET TRAINING SQDNS								
VMT 2	EL TORO	F9F 8T	A2		20	20	20	20
		F9F 8T	A4	25				
				25*	20	20	20	20
FLT BASES OVERSEAS USMC								
MCAS 14 ND	KANEOHE	R4D 5 6	A8		1	1	1	1
		R4D 6	A2	1				
		F9F 8T	A6	2	2	2	2	2
		SNB 5	A6	2	2	2	1	1
		HRS 3	A2	1	2	2	2	2
				6*	7	7	6	6
MCAF IWAKUNI	IWAKUNI	HRS 3	A2	1				
		HUP 2	A2	2				
				3*				
NAVAL ATTACHES AND MISSIONS PAC								
ATT DJAKARTA	JAVA	UF 1	A8	1	1			
				1*	1			
ATT MELBOURNE	AUSTRALIA	R4D 5 6	A8		1	1	1	1
		R4D 6	A8	1				
				1*	1	1	1	1
MAAG BANGKOK	THAILAND	SNB 5	A8	2	1	1	1	1
				2*	1	1	1	1
MAAG SAIGON	VIETNAM	R4D 5 6	A8		1	1	1	1
		R4D 5	A8	1				
				1*	1	1	1	1
MAAG TSO YING	TAIWAN	R4D 5 6	A8		1	1	1	1
		R4D 5	A8	1				
				1*	1	1	1	1
NAVSECMAAGTAIP	TAIWAN	TF 1	A8	1	1	1	1	1
				1*	1	1	1	1
PROGRAM OPERATING				2195	2305	2276	2253	2247
OPERATIONAL POOL				432				
TOTAL PROGRAM				2627				
NON PROGRAM (INCLUDING DRONES)				13				
TOTAL INVENTORY				2640				

[redacted]

DECLASSIFIED

[redacted]

30

TOTAL PROGRAM & NON-PROGRAM AIRCRAFT

TABLE 2 LOCATION OF AIRCRAFT INVENTORY AND PLANNED OPERATING ASSIGNMENTS

BY COMMAND AND UNIT

NABS UNIT	LOCATION	MODEL	INVENTORY STATUS	INVENTORY NO. ON BOARD	PLANNED ASSIGNMENTS 31 DEC 1959	31 MAR 1960	30 JUN 1960	30 SEP 1960
FIRST NAVAL DISTRICT								
NAS 1 NAV DST	QUONSET PNT	R4D 8	A8	1	1	1	1	1
		R4Y 1	A8	1	1	1	1	1
		TF 1	A2	2				
		TF 1	A8		2	2	2	2
		UF 2	A8	1	1	1	1	1
		T2V 1	A6		6	6	6	6
		TV 2	A6	4				
		JRB 6	A6	2	1	1		
		SNB 5	A6	11	10	10	11	11
		SNB 5P	A8	1	1	1	1	1
		HUP 2	A8	2	3	3	3	3
				25*	26	26	26	26
NAS 1 NAV DST	BRUNSWICK	R4D 5 6	A8		1	1	1	1
		UF 1	A8	1	1	1	1	1
		SNB 5	A6	1	1	1	1	1
		HUP 2	A6	1				
		HUP 2	A8	[illegible]	1	1	1	1
				3*	4	4	4	4
NADU	SO WEYMOUTH	R4D 8	A8	1				
		SNB 5	A8	1	1	1	1	1
				2*	1	1	1	1
THIRD NAVAL DISTRICT								
NTDC	PORT WASHNGT	SNB 5	A6	1				
		SNB 5	A8		1	1	1	1
				1*	1	1	1	1
FOURTH NAVAL DISTRICT								
NAS 4 NAV DST	JOHNSVILLE	R4D 6	A6	1	1	1	1	1
		SNB 5	A6	7	5	5	5	5
				8*	6	6	6	6
NAS 4 NAV DST	LAKEHURST	R4D 6	A8	1	1	1	1	1
		SNB 5	A6	2	2	2	2	2
				3*	3	3	3	3
FIFTH NAVAL DISTRICT								
NAS 5 NAV DST	NORFOLK	R5D 3	A8	1				
		R5D 4R	A8					1
	(INCLUDING BAMR)	R4D 8	A8	2	2	2	2	2
		R4D 8Z	A8	1	1	1	1	1
		R4Y 1	A8					3
		TF 1	A8	1	6	6	6	6
		SNB 5	A6	5	5	5	5	5
		SNB 5P	A8	1	1	1	1	1
		T 28B	A8	6	6	6	6	6
				17*	21	21	21	25
NAS 5 NAV DST	OCEANA	R4D 8	A8	1	1	1	1	1
		R4D 5 6	A8			1	1	1
		T2V 1	A6		5	7	7	8
		TV 2	A6	4	2			
		SNB 5	A8	4	2	4	4	4
		HUP 2	A8	1	2	2	2	2
				10*	12	15	15	16
SIXTH NAVAL DISTRICT								
NAS 6 NAV DST	JACKSONVILLE	R4D 8	A8	1	1	1	1	1
		R4D 5 6	A8		3	3	3	3
		R4D 6	A8	1				
		R4D 5	A8	1				
		R4Y 1	A8	1	1	1	1	1
		TF 1	A8	4	3	3	3	3
		UF 1	A8	1	1	1	1	1
		TV 2	A6	6	5	5	5	5
		SNB 5	A6	8	6	6	6	6
		HOK 1	A8	1	1	1	1	1
		HUP 2	A8	1	1	1	1	1
				25*	22	22	22	22
NAS 6 NAV DST	KEY WEST	AD 5	A6	1	1	1	1	1
		R5D 2 3	A8		1	1	1	1
		R5D 3	A8	1				
		UF 1	A8	1	1	1	1	1
		TV 2	A6	2	2	2	2	2
		JRB 6	A6	1	1	1		
		SNB 5	A6	1			1	1
		HUP 2	A2	1				
		HUP 2	A8		1	1	1	1
				8*	7	7	7	7
NAS 6 NAV DST	MAYPORT	AD 4B	A6	1				
		TV 2	A6	1	1	1	1	1
		SNB 5	A6		1	1	1	1
		HUP 2	A8	1	1	1	1	1
				3*	3	3	3	3
NAAS 6 NAV DST	SANFORD	R4D 5 6	A8		1	1	1	1
		R4D 5	A8	1				
		TV 2	A6	1	1	1	1	1
		SNB 5	A6				2	2
		SNB 5	A8	1				
		HUP 2	A8	1	1	1	1	1
				4*	3	3	5	5
NAS 6 NAV DST	CECIL FIELD	T2V 1	A6			3	5	5
		TV 2	A6	4	2	2		
		SNB 5	A6	2	1	1	2	2
		HUP 2	A8	1	1	1	1	1
				7*	4	7	8	8
NINTH NAVAL DISTRICT								
COMNAVCONAD	COLORADO SPR	R4D 8	A8	1	1	1	1	1
		R4Y 1	A8	1	1	1	1	1
		TV 2	A6	1				
		TV 2	A8		2	2	2	2
				3*	4	4	4	4
NAVCRUIT STA	DENVER	SNB 5	A6	2	2	2	2	2
				2*	2	2	2	2
ELEVENTH NAVAL DISTRICT								
PAC MISSLE RNG	POINT MUGU	F8U 1P	A8	1	1	1	1	1
		F8U 1D	A8	2	2	2	2	2
		F9F 6D	A8	5				
		FJ 3D2	A8	2	2	4	4	4
		AD 5Q	A8	2	2	2	2	2
		S2F 1	A8	2	2	2	2	2
		P2V 5FD	A8	1				
		WV 2	A8	2	3	3	3	3
		WV 2	A9	1				
		R7V 1	A8	1				
		R5D 2 3	A8		3	3	3	3
		R5D 3	A8	1				
		R5D 2	A8	2				
		R4D 5	A8	1	1	1	1	1
		JD 1D	A8	1				
		TV 2D	A8	2				
		TV 2KD	A8	1				
		SNB 5P	A6	1				
		SNB 5P	A8		1	1	1	1
		T 28BD	A8	3				
		HRS 3	A8		4	4	4	4
		HUS 1A	A8	1	1	1	1	1
		F9F 6K2	A8	1				
		F9F 6K	A8	11				
		F6F 5K	A8	4				
		P4Y 2K	A8	9				
				57*	22	24	24	24
NAF 11 NAV DST	CHINA LAKE	R4D 8	A8		1	1	1	1
		R4D 8	A9	1				
		R4D 5	A8		1	1	1	1
		R4D 5	A9	1				
		HRS 3	A8		1	1	1	1
		HRS 3	A9	1				
				3*	3	3	3	3
NAS 11 NAV DST	NORTH ISLAND	R4D 8	A8					1
		R4D 5 6	A8		1	1	1	1
		R4D 6	A8	1				
	(INCLUDING BAMR)	R4Y 1	A8	1	1	1	1	1
		TV 2	A6	3	3	3	3	3
		SNB 5	A6	3	3	3	3	3
		T 28B	A6	2	2	2	2	2
		HOK 1	AQ	1				
				11*	10	10	10	11
NAF 11 NAV DST	LITCHFLD PRK	R4D 6	A7	1				
		R4D 6	A8		1	1	1	1
		SNB 5	A6	1	1	1	1	1
				2*	2	2	2	2
NAS 11 NAV DST	MIRAMAR	R4D 8	A8	1	1	1	1	1
		T2V 1	A6			3	9	9
		TV 2	A6	3	3	3		
		SNB 5	A6	2	2	2	2	2
		HUP 2	A8	1	1	1	1	1
				7*	7	10	13	13
NAS 11 NAV DST	POINT MUGU	R4D 8	A8	1				
		TV 2	A8	3	4	4	4	4
		SNB 5	A6	5	6	6	6	6
		HUP 2	A8	2	2	2	2	2
				11*	12	12	12	12
NMF	PNT ARGUELLO	TV 2	A6	1				
		SNB 5	A8	1				
				2*				
NAAS 11 NAVDST	BROWN FIELD	SNB 5	A6	1	1	1	1	1
				1*	1	1	1	1
NAAS 11 NAVDST	REAM FLD	JRB 6	A6	1	1	1		
		SNB 5	A6				1	1
				1*	1	1	1	1

[redacted]

DECLASSIFIED

TOTAL PROGRAM & NON-PROGRAM AIRCRAFT

[redacted]

TABLE 2 LOCATION OF AIRCRAFT INVENTORY AND PLANNED OPERATING ASSIGNMENTS

BY COMMAND AND UNIT

NABS UNIT	LOCATION	MODEL	INVENTORY STATUS	INVENTORY NO. ON BOARD	PLANNED ASSIGNMENTS 31 DEC 1959	31 MAR 1960	30 JUN 1960	30 SEP 1960
TWELFTH NAVAL DISTRICT								
NAS 12 NAV DST	ALAMEDA	R5D 3	A2		1	1	1	1
		R5D 3	A8	1				
		R4D 8	A8	5	3	3	3	3
		TF 1	A2	4				
		TF 1	A8		4	4	4	4
		UF 1	A8	1	1	1	1	1
		TV 2	A6	8	7	7	7	7
		SNB 5	A6	7	7	7	7	7
		SNB 5P	A8	1	1	1	1	1
		HUP 2	AQ	1				
		HUP 2	A8		1	1	1	1
				28*	25	25	25	25
NAAS 12 NAVDST	FALLON	R5D 3	A8	1	1	1	1	1
		TV 2	A6	1	2	2	2	2
		HO4S 3	A8	3	2	2	2	2
				5*	5	5	5	5
NAS 12 NAV DST	MOFFETT FLD	T2V 1	A6			3	6	6
		TV 2	A6	3	3	3		
		SNB 5	A6	6	4	4	4	4
		HUP 2	A6	1				
		HUP 2	A8	1	2	2	2	2
				11*	9	12	12	12
NAF 12 NAVDST	MONTEREY	AD 5	A4	4				
		AD 5	A6		4	4	4	4
		JRB 6	A6	3	3	2		
		SNB 5	A6	24	25	26	28	28
		T 28B	A6	11	11	11	11	11
		HUP 2	A8	1	1	1	1	1
				43*	44	44	44	44
THIRTEENTH NAVAL DISTRICT								
NAS 13 NAV DST	WHDBY ISLAND	R5D 2 3	A8		2	2	2	2
		R5D 2	A2	1				
		R4D 8	A8	1	1	1	1	1
		R4D 5 6	A8		2	2	2	2
		R4D 6	A2	1				
		R4D 5	A2	1				
		TF 1	A2	1				
		UF 2	A2	1				
		UF 2	A8		1	1	1	1
		TV 2	A6	2	2	2	2	2
		SNB 5	A6	3	3	3	3	3
		SNB 5P	A8	1				
		HO4S 3	A2	2				
		HO4S 3	A8		2	2	2	2
				14*	13	13	13	13
POTOMAC RIVER NAVAL COMMAND								
NAS ANACOSTIA	ANACOSTIA	R5D 5	A8	1	1	1	1	1
		R5D 4R	A8	1	1	1	1	1
		R5D 2	A8		1	1	1	1
		R5D 3Z	A8	1				
		R4Y 2	A8	1	1	1	1	1
		R4Y 1	A8	4	4	4	4	4
		R4Y 1Z	A8	1	1	1	1	1
		T2V 1	A6	6	8	8	8	8
		T2V 1	G9	1				
		JRB 6	A6	14	7	7		
		SNB 5	AO	1				
		SNB 5	A6	40	41	41	45	45
		SNB 5P	A6	1				
		SNB 5P	A8	1	2	2	2	2
		T 28B	A6	11	11	11	11	11
				84*	78	78	75	75
NAF	DAHLGREN	SNB 5	A6		1	1	1	1
		SNB 5	A8	1				
				1*	1	1	1	1
NAS PTXNT RIV	PTXNT RIVER	R4D 5	A8	1				
		UF 1	A2	1				
		UF 1	A8		1	1	1	1
		T2V 1	A6			7	7	7
		TV 2	A6	3	3			
		F9F 8T	A6	1	1	1	1	1
		SNB 5	A6	7	3	3	3	3
		HOK 1	A8		1	1	1	1
		HUP 2	A2	1				
				14*	9	13	13	13
SEVERN RIVER NAVAL COMMAND								
NAF ANNAPOLIS	ANNAPOLIS	UF 1	A3		10	8	8	8
		UF 1	A6	5				
		UF 1T	A6	5				
		HUP 2	A8	1	1	1	1	1
				11*	11	9	9	9

NABS UNIT	LOCATION	MODEL	INVENTORY STATUS	INVENTORY NO. ON BOARD	PLANNED ASSIGNMENTS 31 DEC 1959	31 MAR 1960	30 JUN 1960	30 SEP 1960
BUAER INSPECTORS AND REPRESENTATIVES								
BAGR CEN DIST	DAYTON	R4D 8	A8	1	1	1	1	1
		R4D 5	A8	1				
		SNB 5	A6	2				
		SNB 5	A8		2	2	2	2
				4*	3	3	3	3
BAGR WSTRN DST	LOS ANGELES	R4D 8	A8	1	1	1	1	1
		SNB 5	A8	1	1	1	1	1
				2*	2	2	2	2
BAR AKRON	AKRON	SNB 5	A8	1	1	1	1	1
				1*	1	1	1	1
BAR BALTIMORE	BALTIMORE	SNB 5	A8	1	1	1	1	1
				1*	1	1	1	1
BAR BUFFALO	BUFFALO	SNB 5	A6	1				
		SNB 5	A8		1	1	1	1
				1*	1	1	1	1
BAR BURBANK	BURBANK	SNB 5	A8	1	1	1	1	1
				1*	1	1	1	1
BAR COLUMBUS	COLUMBUS	SNB 5	A6	2				
		SNB 5	A8		2	2	2	2
				2*	2	2	2	2
BAR EST HRTFRD	EST HARTFORD	SNB 5	A8	1	1	1	1	1
				1*	1	1	1	1
BAR EL SEGUNDO	EL SEGUNDO	SNB 5	A8	1	1	1	1	1
				1*	1	1	1	1
BAR INDIANPLIS	INDIANAPOLIS	SNB 5	A8	1	1	1	1	1
				1*	1	1	1	1
BAR ST LOUIS	ST LOUIS	SNB 5	A8	1	1	1	1	1
				1*	1	1	1	1
BAR TETERBORO	TETERBORO	SNB 5	A8	1	1	1	1	1
				1*	1	1	1	1
MARINE CORPS BASES AND AIR STATIONS								
HMX 1	QUANTICO	HOK 1	AR	1				
		HOK 1	A9	3	4	4	4	4
		HRS 3	A9	4	4	4	2	2
		HUS 1	AR	1				
		HUS 1	A9	11	12	12	12	12
		HUS 1Z	A9	3	4	4	4	4
		HR2S 1	A9	2	2	2	2	2
		HUS 1A	AR	1				
		HUS 1A	A9	1				
				27*	26	26	24	24
MCAAS	YUMA	R4D 8	A8	1	1	1	1	1
		R4D 5	A8	1	1	1	1	1
		TV 2	A6	2	3	3	3	3
		TV 2	A8	1				
		SNB 5	A6	2	1	1	1	1
		HRS 3	A8	2	2	2	2	2
				9*	8	8	8	8
MCAS SO&ES	EL TORO	R5D 2 3	A8		1	1	1	1
		R4D 8	A8	2	2	2	2	1
		TV 2	A6	1	1	1	1	1
		SNB 5	A6	4	2	2	1	1
		HOK 1	A8	1	1			
		HRS 3	A8	1	1	2	2	2
				9*	8	8	7	6
MCAS SO&ES	CHERRY POINT	AD 5	A6	1				
		R5D 5	A8		1	1	1	1
		R5D 3	A8	2	1	1	1	1
		R4D 8	A8	2	2	2	2	2
		R4D 6	A8	1				
		R4D 5	A8	1				
		TV 2	A6	3	3	2	2	2
		SNB 5	A6	2	2	2	1	1
		HOK 1	A6	1				
		HRS 3	A8	1	2	2	2	2
				14*	11	10	9	9
MCAS AES 12	QUANTICO	AD 6	A6	7				
		AD 6	A8		7	7	7	7
		AD 5	A6	4				
		AD 5	A8		2			
		R4D 8	A8	2	2	2	2	2
		JRB 6	A6	1	1	1		
		SNB 5	A6	6	6	6	6	6
		SNB 5P	A6	1				
		SNB 5P	A8		1	1	1	1
		T 34B	A3	9				
				30*	19	17	16	16

[redacted]

DECLASSIFIED

TOTAL PROGRAM & NON-PROGRAM AIRCRAFT

TABLE 2 LOCATION OF AIRCRAFT INVENTORY AND PLANNED OPERATING ASSIGNMENTS

BY COMMAND AND UNIT

NABS UNIT	LOCATION	MODEL	INVENTORY STATUS	INVENTORY NO. ON BOARD	PLANNED ASSIGNMENTS 31 DEC 1959	31 MAR 1960	30 JUN 1960	30 SEP 1960
MCAF	NEW RIV JAX	R4D 6	A8		1	1	1	1
		R4D 5	A8	1				
		JRB 6	A6	1				
		SNB 5	AO	1				
		SNB 5	A6	3	4	4	3	3
				6*	5	5	4	4
MCAF	SANTA ANA	SNB 5	AO	1				
		SNB 5	A6	1	2	2	1	1
				2*	2	2	1	1
HQ MC FLT SECT	ANACOSTIA	R4D 8	A8	2	2	2	2	2
		R4Y 2	A8	1	1	1	1	1
		SNB 5	A6	5	5	4	3	3
		T 28B	A6	7	6	6	6	6
				15*	14	13	12	12
MCAAS	BEAUFORT	R4D 8	A8	1	1	1	1	1
		R4D 5	A8	1				
		TV 2	A6	2	2	1	1	1
		SNB 5	A6		1	1	1	1
		SNB 5	A8	1				
		HRS 3	A8	2	2	2	2	2
				7*	6	5	5	5
PROGRAM OPERATING				537	487	498	493	498
OPERATIONAL POOL				1				
TOTAL PROGRAM				538				
NON PROGRAM (INCLUDING DRONES)				25				
TOTAL INVENTORY				563				

NATRA

NAVAL AIR BASIC TRAINING COMMAND

NABS UNIT	LOCATION	MODEL	INVENTORY STATUS	INVENTORY NO. ON BOARD	PLANNED ASSIGNMENTS 31 DEC 1959	31 MAR 1960	30 JUN 1960	30 SEP 1960
BTG 7	MEMPHIS	T2J 1	A3				29	29
		T2J 1	A4	5				
		T2V 1	A3	52	55	55	55	55
		T2V 1	G9	5				
		SNB 5	A6	2	2	2	2	2
		T 28B	A3	32	45	45	24	24
		T 28B	A6	2	2	2	2	2
				98*	104	104	112	112
NAAS NABTC	SAUFLEY FLD	TT 1	A3	9	10			
		TT 1	G6	2				
		SNB 5	A6	2	2	2	2	2
		SNB 5	G6	1				
		T 34B	AL	25				
		T 34B	A3	125	156	156	156	156
		T 34B	B	12				
		T 34B	G6	1				
		T 28B	A6	8	6	6	6	6
		T 28C	A3	53	50	50	50	50
		T 28C	G6	2				
				240*	224	214	214	214
NAAS NABTC	WHITING FLD	SNB 5	A6	5	5	4	4	4
		T 28B	A3	225	193	184	199	199
		T 28B	A6	1	4	4	4	4
		T 28B	G6	5				
		T 28B	H6	1				
		T 28C	A3	101	100	100	100	100
				338*	302	292	307	307
NAS NABTC	PENSACOLA	F11F 1	A4	7	6	6	6	6
		AD 5	A8	1				
	(INCLUDING BAMR)	R5D 2 3	A8		1	1	1	1
		R5D 2	A8	1				
		R5D 4R	A8	2	1	1	1	1
		R5D Z	A8		1	1	1	1
		R5D 3Z	A8	1				
		R4D 8	A8	2	2	2	2	2
		R4Y 1	A8	1	1	1	1	1
		UF 1 1T	A8		2	2	2	2
		UF 1	A8	2				
		T2J 1	A3	34	71	100	100	100
		T2J 1	A4	3				
		T2V 1	A3	62	46	41	12	12
		T2V 1	G9	3				
		F9F 8T	A4	2	1	1	1	1
		SNB 5	A3	31	26			
		SNB 5	A6	9	6	5	4	4
		SNB 5	A8	5	8	5	*	*
		SNB 5P	A8	1	1	1	1	1
		T 34B	A4	4	2	2	2	2
		T 28B	A3	10				
		T 28B	A4	2	4	4	4	4
		T 28B	A6	8	4	4	4	4
		HO4S 3	G6	1				
		HRS 3	A8	2	2	2	2	2
		HUP 2	A8	2	1	1	1	1
				196*	184	180	149	149
HTG 1	ELLYSON FLD	SNB 5	A6	3	3	2	2	2
		T 28B	A6	2	2	2	2	2
		HO4S 3	A4	18	19	19	19	19
		HUP 2	A4	12	19	19	17	17
		HTL 7	A4	9	8	4		
		HTL 6	A4	27	31	33	35	35
				71*	82	79	75	75
CVS 36ANTETAM	PENSACOLA	SNB 5	A6	1	1			
				1*	1			

NATRA

NAVAL AIR ADVANCED TRAINING COMMAND

NABS UNIT	LOCATION	MODEL	INVENTORY STATUS	INVENTORY NO. ON BOARD	PLANNED ASSIGNMENTS 31 DEC 1959	31 MAR 1960	30 JUN 1960	30 SEP 1960
NAAS NAATC	KINGSVILLE	F11F 1	A3	39	54	64	74	74
		F11F 1	G9	11				
		F9F 8	AL	8				
		F9F 8	A3	7				
		F9F 8	G6	1				
		F9F 8B	AL	19				
		F9F 8B	A3	35	26	26	26	26
		F9F 8B	Y	1				
		S2F 1	A3	4				
		S2F 1T	A3	30				
		S2F 1T	G9	1				
		R4D 8	A8	1	1	1	1	1
		R4D 6	A8	1	1	1	1	1
		R4D 5	A8		1	1	1	1
		F9F 8T	AL	1				
		F9F 8T	A3	53	50	50	50	50
		SNB 5	A6	2	2	2	2	2
		HRS 3	A8	2	2	2	2	2
		HUP 2	A8	1	1	1	1	1
				217*	138	148	158	158
NAS NAATC	CRPS CHRISTI	AD 6	AL	3				
		AD 6	A3	29	24	22	21	21
		AD 5	A3	4	5	5	5	5
		AD 5	G6	1				
		AD 5N	A3	7				
		AD 5N	B	4				
		S2F 1	A3	15				
		S2F 1T	A3	37				
		S2F 1T	G9	1				
		S2F 1 1T	A3		47	47	47	47
		P2V6M 6T	A3		12	13	15	
		P2V 6T	A3	12				
		P2V 3	A3	10	6	3	2	
		P5M 1	B	7				
		R5D 2	A8		1	1	1	1
		R5D Z	A8		1	1	1	1
		R5D 1Z	A8	1				
		R4D 8	A8	1	1	1	6	6
		TV 2	A6	5	2			
		SNB 5	A3	40	35	34	30	30
		SNB 5	A6	6	6	5	4	4
		SNB 5P	A8		1	1	1	1
		R4D 7	A5	5	3	3	3	3
		HRS 3	A8	2	2	2	2	2
				190*	146	138	138	121
NAAS NAATC	CHASE	F9F 8	AL	9				
		F9F 8	A3	8	35	29	14	14
		F9F 8	B	8				
		F9F 8B	AL	46				
		F9F 8B	A3	31	66	74	88	88
		F9F 8B	B	10				
		F9F 8B	G6	1				
		R4D 8	A8	1	1	1	1	1
		R4D 6	A8	1	1	1	1	1
		F9F 8T	AL	1				
		F9F 8T	A3	50	50	50	50	50
		F9F 8T	G6	1				
		F9F 8T	Y	1				
		SNB 5	A6	2	2	2	2	2
		HRS 3	A8	1	1	1	1	1
		HUP 2	A8	1	1	1	1	1
				172*	157	159	158	158
JTTU	OLATHE	TV 2	AN	1				
				1*				
NAAS NAATC	PORT ISABEL	SNB 5	A8	1	1	1	1	1
		HRS 3	A8	1	1	1	1	1
		HUP 2	A8		1	1	1	1
				2*	3	3	3	3

DECLASSIFIED

TABLE 2 LOCATION OF AIRCRAFT INVENTORY AND PLANNED OPERATING ASSIGNMENTS

BY COMMAND AND UNIT

NATRA UNIT	LOCATION	MODEL	INVENTORY STATUS	INVENTORY NO. ON BOARD	PLANNED ASSIGNMENTS 31 DEC 1959	31 MAR 1960	30 JUN 1960	30 SEP 1960
NAAS NAATC	NEW IBERIA	S2F 1	A3		30	30	30	30
		SNB 5	A6				1	1
		T 34B	A5	1				
		HRS 3	A8				2	2
				1*	30	30	33	33
NAVAL AIR TECHNICAL TRAINING COMMAND								
NATECHTRAU	LAKEHURST	R4D 7	A4		1	1	1	1
				*	1	1	1	1
NATECHTRAU	OLATHE	T2V 1	A5			5	5	5
		TV 2	A5	4	5			
		SNB 5	A5	4	4	4	4	4
		T 34B	A5	7	7	7	7	7
				15*	16	16	16	16
NATECHTRAU	PENSACOLA	F9F 8P	A4	4	9	9	9	9
		F9F 6P	A4	3				
		F9F 8T	A4	2				
		SNB 5P	A5	8	8	8	8	8
		SNB 5P	B	1				
		T 28B	A6	2	2	2	2	2
				20*	19	19	19	19
NATECHTRAU	PHILADELPHIA	SNB 5	A6	1	1	1	1	1
				1*	1	1	1	1
NAS	GLYNCO	R4D 8	A8	1	1	1	1	1
		SNB 5	AQ	1				
		SNB 5	A8	6	6	6	6	6
		HRS 3	A8	1	1	1	1	1
				9*	8	8	8	8

NATRA UNIT	LOCATION	MODEL	INVENTORY STATUS	INVENTORY NO. ON BOARD	PLANNED ASSIGNMENTS 31 DEC 1959	31 MAR 1960	30 JUN 1960	30 SEP 1960
NAVCICOFFSCOL	GLYNCO	FJ 4	A4			18	32	32
		F2H 3	A4	40	42	24	10	10
		F2H 3	B	2				
		AD 5N	A4		4	4	4	4
		WV 2	A4	5	5	4	4	4
		WV 2	D9	1				
		T2V 1	A4	3	4	4	4	4
				51*	55	54	54	54
NAS	MEMPHIS	R4D 8	A8	2	2	2	2	2
		R4Y 1	A8	1	1	1	1	1
		TV 2	AQ	1				
		TV 2	A6		3			
		SNB 5	A6	9	9	9	9	9
		SNB 5P	A6	1	1	1	1	1
		T 28B	A6	3	3	3	3	3
		HRS 3	A8	1	1	1	1	1
				18*	20	17	17	17
PROGRAM OPERATING				1556	1491	1463	1463	1446
OPERATIONAL POOL				85				
TOTAL PROGRAM				1641				
NON PROGRAM (INCLUDING DRONES)								
TOTAL INVENTORY				1641				

NART

USNR AIRCRAFT FOR RESERVE TRANS POOL

NART UNIT	LOCATION	MODEL	INVENTORY STATUS	INVENTORY NO. ON BOARD	PLANNED ASSIGNMENTS 31 DEC 1959	31 MAR 1960	30 JUN 1960	30 SEP 1960
NAS NRT TRS PL	GLENVIEW	AD 5	A8	1				
		R5D 4R	A8	2				
		R4D 8	A8	1				
		R4Y 1	A8	1				
		SNB 5	A8	1				
				6*				
U S NAVAL RESERVE AIRCRAFT								
NARTU	ANACOSTIA	AD 5	AM	1				
		AD 5	A4	7	11	11	11	11
		AD 5N	A4	3	3	3	3	3
		AD 5N	B	1				
		S2F 1	A4	9	9	9	9	9
		P2V 5F	A4	5	5	5	5	5
		R4D 5 6	A4		3	3	2	2
		R4D 6	A4	2				
		R4D 5	A4	1				
		R4D 6R	A4		1	1	1	1
		SNB 5	A4	3	3	3	3	3
				32*	35	35	34	34
NAS NART	ATLANTA	AD 5	A4	10	12	12	12	12
		AD 5N	A4	4	2	2	2	2
		P2V 5F	A4	5	5	5	5	5
		R4D 8	A4	3	3	3	3	3
		SNB 5	A4	2	2	2	2	2
				24*	24	24	24	24
NAS NART	DALLAS	FJ 4	A4		9	9	9	9
		FJ 3	A4	4				
		FJ 3M	A4	28	16	6		
		P2V 4	A4	5	5	5	4	4
		R5D 2 3	A4		2	2	2	2
		R5D 3	A4	1				
		R5D 2	A4	1				
		R5D 2	G6	1				
		R5D 4R	A4	1	1	1	1	1
		TV 2	AM	1				
		TV 2	A4	4	5	6	6	7
		SNB 5	A4	2	2	2	2	2
		SNB 5P	A4	1				
		SNB 5P	A8		1	1	1	1
		HUP 2	A4	3	5	5	5	5
		HTL 5	A4	1				
				53*	46	37	30	31

NART

NART UNIT	LOCATION	MODEL	INVENTORY STATUS	INVENTORY NO. ON BOARD	PLANNED ASSIGNMENTS 31 DEC 1959	31 MAR 1960	30 JUN 1960	30 SEP 1960
NAS NART	GLENVIEW	F9F 8	A4	1				
		F9F 6	A4	10				
		F9F 8B	A4	7		14	13	16
		AD 5	A8		1	1	1	1
		S2F 1	A4	9	10	10	10	9
		S2F 1	G5	1				
		P2V 6	AM	1				
		P2V 6	A4	7				
		P2V 6 6F	A4		10	8	8	8
		P2V 5F	A4		1	2	2	2
		R5D 2 3	A4		4	5	5	5
		R5D 3	A4	3				
		R5D 2	A4	1				
		R5D 4R	A8		2	2	2	2
		R4D 8	A8		1	1	1	1
		R4Y 1	A8		1	1	1	1
		TV 2	A4		1	1	1	1
		F9F 8T	A4	4	4	4	4	4
		SNB 5	A4	4	4	4	4	4
		SNB 5	A8		1	1	1	1
		SNB 5P	A4	1				
		SNB 5P	A8		1	1	1	1
		HSS 1	AM	2				
		HSS 1	A4	2	4	4	4	4
				53*	45	59	58	60
NAS NART	GROSSE ILE	AD 5	A4	10	12	12	12	12
		AD 5N	A4	4	2	2	2	2
		S2F 1	A4	9	9	9	9	9
		P2V 5F	A4	4	5	5	5	5
		P2V 5F	G9	1				
		R4D 8	A4	3	3	3	3	3
		SNB 5	A4	3	3	3	3	3
		HUP 2	A4	5	7	8	8	8
				39*	41	42	42	42
NARTU	JACKSONVILLE	FJ 3	A4			15	12	12
		FJ 3M	A4				4	4
		F9F 8B	A4	16	14			
		S2F 1	A4	9	9	9	9	9
		P2V 5F	A4	5	5	5	5	5
		R5D 2 3	A4		2	2	2	2
		R5D 3	A4	2				
		R5D 2	A4	1				
		R5D 4R	A4		1	1		
		R4D 6	A4	1				
		F9F 8T	A4	2	2	2	2	2
		HSS 1	A4	4	3	3	3	3
				40*	36	37	37	37
NARTU	LAKEHURST	S2F 1	A4	9	9	9	9	9
		R4D 5 6	A4		1	1		
		SNB 5	A4	1	1	1	1	1
		HUP 2	A4	3	4	4	4	4
				13*	15	15	14	14

DECLASSIFIED

[redacted]

TOTAL PROGRAM & NON-PROGRAM AIRCRAFT

TABLE 2 LOCATION OF AIRCRAFT INVENTORY AND PLANNED OPERATING ASSIGNMENTS

BY COMMAND AND UNIT

NART UNIT	LOCATION	MODEL	INVENTORY STATUS	INVENTORY NO. ON BOARD	PLANNED ASSIGNMENTS 31 DEC 1959	31 MAR 1960	30 JUN 1960	30 SEP 1960
NAS NART	LOS ALAMITOS	F9F 8	AM	4				
		F9F 8	A4	1				
		F9F 6	EJ	3				
		F9F 6	EN	1				
		F9F 8P	AM	4				
		F9F 8B	AM	11				
		F9F 8B	A4	13	36	23	23	16
		S2F 1	A4	21	27	27	27	24
		S2F 1	G5	1				
		S2F 1	G9	4				
		P2V 5F	AM	1				
		P2V 5F	A4	8	10	10	10	10
		R5D 2 3	A4		3	3	3	3
		R5D 3	A4	3				
		TV 2	A4	4	4			
		F9F 8T	A4	5	5	6	6	6
		SNB 5	A4	4	4	4	4	4
		R4D 5S6S	A4		1	1	1	1
		HSS 1	A4	4	4	4	4	4
				92*	94	78	78	68
NARTU	MEMPHIS	F9F 6	EJ	2				
		FJ 4	AM	1				
		FJ 4	A4	12	16	16	16	16
		P2V 4	A4	5	5	5	4	4
		R5D 2 3	A4		3	3	3	3
		R5D 3	A4	1				
		R5D 2	A4	1				
		R4D 6	A4	1				
		TV 2	AM	1				
		TV 2	A4	3	4	4	4	5
		SNB 5	A4	1	1	1	1	1
				28*	29	29	28	29
NAS NART	MINNEAPOLIS	AD 5	A4	11	12	12	12	12
		AD 5N	A4	2	2	2	2	2
		P2V 4	AM	2				
		P2V 4	A4	10	10	9	9	8
		R5D 3	A4	1				
		R5D 2	A4	1				
		R4D 5 6	A4		3	3	3	3
		R4D 5	A4	1				
		SNB 5	A4	2	2	2	2	2
		HUP 2	A4	4	5	5	5	5
				34*	34	33	33	32
NAS NART	NEW ORLEANS	FJ 3	A4					15
		F9F 8P	AM	1				
		F9F 8P	A4	3				
		F9F 8B	AM	1				
		F9F 8B	A4	9	14	15	14	
		F9F 8B	G5	1				
		S2F 1	A4	9	9	9	9	9
		R4D 8	A4	3	3	3	3	3
		TV 2	A4	4	4	4	4	4
		SNB 5	A4	2	2	2	2	2
		HSS 1	A4	2	3	3	3	3
		HSS 1	G6	1				
				36*	35	36	35	36
NAS NART	NEW YORK	FJ 3	A4	25	32	20	8	
		FJ 3M	A4			12	8	
		S2F 1	A4	17	18	18	18	18
		S2F 1	G9	1				
		P2V 5F	A4	8	11	10	10	10
		R5D 2 3	A4		3	3	3	3
		R5D 3	A4	2				
		R5D 4R	A4	1	1	1	1	1
		TF 1	A8	1				
		TV 2	A4	5	5	5	5	5
		SNB 5	A4	4	6	6	6	6
		SNB 5	A8	2				
		HSS 1	A4	5	4	4	4	4
				71*	80	79	63	47
NARTU	NORFOLK	F2H 4	A4	12	12	12	10	12
		S2F 1	A4	10	10	10	10	9
		R5D 2 3	A4		2	3	3	3
		R5D 2	A4	2				
		R4D 5	A4	1				
		TV 2	A4	3	3	5	5	6
		SNB 5	A4	1	1	1	1	1
				29*	28	31	29	31
NAS NART	OAKLAND	F2H 4	A4	28	30	25	25	8
		F2H 3	A4	12	11	10	10	6
		A4D 1	A4					16
		S2F 1	A4	15	18	18	18	18
		S2F 1	G9	2				
		P2V 5F	AM	1				
		P2V 5F	A4	8	11	10	10	10
		P2V 5JF	AM	1				
		R5D 2 3	A4		2	2	2	2
		R5D 3	A4	1				
		R5D 2	A4	1				
		R5D 4R	A4		1	1	1	1
		TV 2	A4	5	6	8	8	6
		SNB 5	A4	1	1	1	1	1
		SNB 5P	A4	1				
		SNB 5P	A8		1	1	1	1
		HSS 1	A4	4	3	3	3	3
				80*	84	79	79	72
NAS NART	OLATHE	F9F 8	A4	1				
		F9F 6	A4	6				
		F9F 8P	A4			4		1
		F9F 8B	A4	12		12	14	16
		P2V 6	A4	5				
		P2V 6 6F	A4		5	5	4	4
		P2V 5F	A4			1	1	1
		R5D 2 3	A4		3	3	3	3
		R5D 3	A4	1				
		R5D 2	A4	2				
		TV 2	A4					4
		F9F 8T	A4	4	4	3	3	3
		SNB 5	A4	2	2	2	2	2
				33*	14	30	27	34
NAS NART	SEATTLE	AD 5	AM	1				
		AD 5	A4	9	11	11	11	11
		AD 5N	A4	3	2	2	2	2
		S2F 1	A4	8	9	9	9	9
		S2F 1	G9	1				
		P2V 5F	A4	4	5	5	5	5
		P2V 5F	G9	1				
		R5D 2 3	A4		2	2	2	3
		R5D 3	A4	1				
		R5D 3	G5	1				
		R5D 2	A4	1				
		SNB 5	A4	3	3	3	3	3
		HSS 1	A4	3	3	3	3	3
		HUP 2	A4	1				
				37*	35	35	35	36
NAS NART	SO WEYMOUTH	F9F 6	AM	1				
		F9F 6	A4	11				
		FJ 3	A4	10	16			
		FJ 3M	A4			14	11	11
		S2F 1	A4	17	18	18	18	18
		S2F 1	G6	1				
		P2V 5F	A4	4	5	5	5	5
		P2V 5F	G9	1				
		R5D 2 3	A4		3	3	3	3
		R5D 3	A4	1				
		R5D 2	A4	1				
		R5D 4R	A4	1				
		TV 2	A4	3	3	4	4	4
		SNB 5	A4	2	2	2	2	2
		HSS 1	A4	3	1	3	3	3
				56*	48	49	46	46
NAS NART	WILLOW GROVE	FJ 3	A4	12	30	14	14	
		FJ 3	G9	4				
		FJ 3	NX	1				
		S2F 1	A4	19	19	19	19	18
		P2V 6F	A4	2				
		P2V 5F	A4	4	5	5	5	5
		R5D 2 3	A4		3	3	3	3
		R5D 3	A4	1				
		R5D 2	A4	1				
		R5D 2	G6	1				
		TV 2	A4	3	5	3	3	4
		TV 2	G5	1				
		SNB 5	A4	2	2	2	2	2
		SNB 5P	A4	1				
		SNB 5P	A8		1	1	1	1
		R4D 5S6S	A4		1	1	1	1
		HUP 2	A4	3	4	5	5	5
		HUP 2	EN	1				
				56*	70	53	53	39
PROGRAM OPERATING				779	793	781	745	712
OPERATIONAL POOL				33				
TOTAL PROGRAM				812				
NON PROGRAM (INCLUDING DRONES)								
TOTAL INVENTORY				812				

[redacted]

DECLASSIFIED

[redacted]

TOTAL PROGRAM & NON-PROGRAM AIRCRAFT

TABLE 2 LOCATION OF AIRCRAFT INVENTORY AND PLANNED OPERATING ASSIGNMENTS

BY COMMAND AND UNIT

R&D UNIT	LOCATION	MODEL	INVENTORY STATUS	INVENTORY NO. ON BOARD	PLANNED ASSIGNMENTS 31 DEC 1959	31 MAR 1960	30 JUN 1960	30 SEP 1960
R&D AIRCRAFT								
		F8U 2	A9	4	6	6	6	6
		F8U 2	T	1				
				5*	6	6	6	6
		F8U 1	A9	3	6	6	6	6
		F8U 1	T	4				
				7*	6	6	6	6
		F8U 1E	A9	1				
				1*				
		F11F 1	A9	7	5	5	5	5
		F11F 1	T	3				
		F11F 1	U	1				
				11*	5	5	5	5
		F11F 1F	T	1				
				1*				
		F9F 8	A9	3	3	3	2	2
				3*	3	3	2	2
		F9F 6	A9	1				
				1*				
		F3H 2M	A9	1	1	1	1	
				1*	1	1	1	
		F2H 2	T	1				
				1*				
		FJ 4	A9	2	3	3	3	2
		FJ 4	T	1				
				3*	3	3	3	2
		FJ 3	A9	4	4	4	4	4
				4*	4	4	4	4
		F8U 2N	A9					4
				*				4
		F3H 2	A9	4	10	10	13	13
		F3H 2	T	4				
				8*	10	10	13	13
		F3H 2N	A9	5	8	8	4	
		F3H 2N	TR	1				
				6*	8	8	4	
		F4H 1	A9				2	4
		F4H 1	T	9				
				9*			2	4
		F3D 2	A9	4				
		F3D 2	T	2				
				[illegible]				
		F3D 2T2	AR	1				
		F3D 2T2	A9	4				
				5*				
		F3D 2M	A9	2				
		F3D 2M	T	2				
				4*				
		F3D 1	T	1				
		F3D 1	U	1				
				2*				
		F4D 1	A9	9	10	10	10	10
		F4D 1	T	2				
				11*	10	10	10	10
		F8U 1P	A9	1	2	2	2	2
				1*	2	2	2	2
		F9F 8P	A9	1				
				1*				
		F9F 6D	AR	3				
		F9F 6D	A9	1	5	5	5	5
				4*	5	5	5	5
		FJ 3D2	A9	1	2	3	3	3
				1*	2	3	3	3
		F8U 1KD	T	1				
				1*				
		A4D 2	A9	3	4	4	4	4
		A4D 2	T	1				
				4*	4	4	4	4
		A4D 2N	T	3				
				3*				
		A4D 1	A9	6	5	5	5	5
		A4D 1	T	1				
				7*	5	5	5	5
		FJ 4B	A9	3	2	2	2	2
		FJ 4B	G6	1				
		FJ 4B	G9	1				
		FJ 4B	T	1				
				6*	2	2	2	2
		F9F 8B	A9	2	3	3	3	3
				2*	3	3	3	3
		A3J 1	A9		1	1	1	1
		A3J 1	T	8				
				8*	1	1	1	1
		A3D 2P	T	3				
				3*				
		A3D 1P	A9	1				
				1*				
		A3D 2Q	A9	1				
		A3D 2Q	T	4				
				5*				
		A3D 2	A9	4	1	1	1	1
		A3D 2	T	2				
				6*	1	1	1	1
		A3D 1	A9	2	1	1	1	1
		A3D 1	T	1				
				3*	1	1	1	1
		AD 7	A9		2	2	2	2
				*	2	2	2	2
		AD 6	A9	1	2	2	2	2
				1*	2	2	2	2
		AD 5	A9	3	3	3	3	3
				3*	3	3	3	3
		AD 5N	A9	4	1	1	1	1
				4*	1	1	1	1
		AD 5Q	A9		1	1	1	1
				*	1	1	1	1
		WF 2	A9	1				
		WF 2	T	3				
				4*				
		AD 5W	A9	1	2	2	2	2
				1*	2	2	2	2
		AJ 1	T	1				
				1*				
		S2F 3	T	5				
				5*				
		S2F 2	A9		2	2	2	2
				*	2	2	2	2
		S2F 1	A9	2	5	5	5	5
		S2F 1	T	1				
				3*	5	5	5	5
		P2V 7	AR	1				
		P2V 7	A9	1	2	2	2	2
		P2V 7	T	1				
				3*	2	2	2	2
		P2V 6M	A9	1	1	1	1	1
				1*	1	1	1	1
		P2V 5F	AR	1				
		P2V 5F	A9	5	6	7	7	7
		P2V 5F	G9	1				
				7*	6	7	7	7
		P2V 4	A9	3	3	2	2	2
				3*	3	2	2	2
		P2V 5FD	A9		1	1	1	1
				*	1	1	1	1
		P5M 1	A9	1				
				1*				
		WV 2	A9	6	6	6	6	6
				6*	6	6	6	6
		WV 2E	T	1				
				1*				
		R5D 2 3	A9		2	2	2	2
				*	2	2	2	2
		R5D 3	A9	1				
				1*				
		R5D 4R	A9	1	1	1	1	1
				1*	1	1	1	1

[redacted]

[redacted]

DECLASSIFIED

TOTAL PROGRAM & NON-PROGRAM AIRCRAFT

TABLE 2 **LOCATION OF AIRCRAFT INVENTORY AND PLANNED OPERATING ASSIGNMENTS**

BY COMMAND AND UNIT

R&D UNIT	LOCATION	MODEL	INVENTORY STATUS	INVENTORY NO. ON BOARD	PLANNED ASSIGNMENTS 31 DEC 1959	31 MAR 1960	30 JUN 1960	30 SEP 1960
		R4D 8	AR	1				
		R4D 8	A9	1	4	4	3	3
				2*	4	4	3	3
		R4D 5 6	A9		6	6	3	3
				*	6	6	3	3
		R4D 6	A9	1				
		R4D 6	T	1				
		R4D 6	U	2				
				4*				
		R4D 5	A9	1				
		R4D 5	U	1				
				2*				
		R4D 6R	T	1				
				1*				
		R4Y 1 Z	A9		2	2	2	2
				*	2	2	2	2
		R4Y 1	AR	2				
		R4Y 1	A9	1				
				3*				
		TF 1	A9	1	1	1	2	2
		TF 1	T	2				
				3*	1	1	2	2
		JD 1	A9	1	1	1	1	1
				1*	1	1	1	1
		JD 1D	A9	2	3	3	3	3
				2*	3	3	3	3
		T2J 1	A9	1	1	1	2	2
		T2J 1	T	2				
				3*	1	1	2	2
		T2V 1	AR	1				
		T2V 1	A9	3	4	3	3	3
				4*	4	3	3	3
		TV 2	U	1				
				1*				
		F9F 8T	A9	5				
		F9F 8T	T	3				
				8*				
		SNB 5	A9		1	1	1	1
				*	1	1	1	1
		T 34B	A9	1	1	1	1	1
				1*	1	1	1	1
		T 28B	A9	3	3	3	3	3
				3*	3	3	3	3
		T 28BD	AR	1				
		T 28BD	A9	1	5	4	4	4
				2*	5	4	4	4
		HSS 2	T	4				
				4*				
		HSS 1	A9	3	6	6	6	6
		HSS 1	T	7				
		HSS 1	TR	1				
				11*	6	6	6	6
		HSS 1N	AR	1				
		HSS 1N	A9		1	2	2	2
				1*	1	2	2	2
		HOK 1	T	1				
				1*				
		HRS 3	AR	1				
		HRS 3	A9		1	1	1	1
				1*	1	1	1	1
		HUS 1	A9		1	2	2	2
				*	1	2	2	2
		HU2K 1	T	2				
				2*				
		HUK 1	A9	1	1			
				1*	1			
		HUL 1	T	1				
				1*				
		HUP 2	A9	1				
		HUP 2	T	1				
				2*				
		HUP 1	T	1				
				1*				

R&D UNIT	LOCATION	MODEL	INVENTORY STATUS	INVENTORY NO. ON BOARD	PLANNED ASSIGNMENTS 31 DEC 1959	31 MAR 1960	30 JUN 1960	30 SEP 1960
		HTK 1	T	2				
		HTK 1	TR	1				
				3*				
		HTL 7	T	1				
				1*				
		ZS2G 1	A9	1				
				1*				
		ZSG 4	A9		1	1	1	1
				*	1	1	1	1
		ZPG 2	A9	1	1	1	1	1
				1*	1	1	1	1
		ZPG 1	A9		1	1	1	1
				*	1	1	1	1
		ZPG 2W	A9		1	1		
				*	1	1		
		Y/F8U 1	A9	2				
				2*				
		Y/F11F 1	A9	5				
				5*				
		Y/FJ 4	A9	1				
				1*				
		Y/F3H 2N	A9	1				
				1*				
		Y/F3D 1	A9	1				
				1*				
		Y/F4D 1	A9	7				
				7*				
		Y/A4D 2	A9	3				
				3*				
		XA4D 1	T	1				
				1*				
		Y/FJ 4B	A9	1				
				1*				
		Y/A3D 2	A9	1				
				1*				
		Y/A3D 1	A9	1				
				1*				
		Y/WF 2	A9	1				
				1*				
		Y/S2F 1	A9	1				
				1*				
		Y/P2V 3W	A9	1				
				1*				
		Y/PBM5S2	AR	1				
				1*				
		Y/T2J 1	A9	3				
				3*				
		Y/T2V 1	A9	1				
				1*				
		Y/TV 2	A9	1				
				1*				
		Y/T 34B	A9	1				
				1*				
		Y/HSS 1	A9	1				
				1*				
		Y/HSS 1N	A9	1				
				1*				
		Y/HSL 1	A9	1				
				1*				
		Y/HR2S 1	A9	1				
				1*				
		YF8U 2	A9	5				
				5*				
		YA4D 2N	A9	2				
				2*				

[redacted]

DECLASSIFIED

DECLASSIFIED

TABLE 2 LOCATION OF AIRCRAFT INVENTORY AND PLANNED OPERATING ASSIGNMENTS

BY COMMAND AND UNIT

R&D UNIT	LOCATION	MODEL	INVENTORY STATUS	INVENTORY NO. ON BOARD	PLANNED ASSIGNMENTS 31 DEC 1959	31 MAR 1960	30 JUN 1960	30 SEP 1960
		YA3D 2P	A9	2				
				2*				
		YA3D 2Q	A9	2				
				2*				
		YA3D 2T	A9	1				
				1*				
		YWF 2	A9	4				
				4*				
		YWV 2Q	A9	1				
				1*				
		YT2J 1	A9	1				
				1*				
		YZPG 3W	A9	2				
				2*				
		F9F 6K2	A9	1				
				1*				
		F9F 6K	A9	24				
				24*				
		F6F 5K	A9	9				
				9*				
PROGRAM OPERATING				159	168	168	165	165
OPERATIONAL POOL				3				
TOTAL PROGRAM				156				
NON PROGRAM (INCLUDING DRONES)				91				
TOTAL INVENTORY				247				
NAS R&D	ANACOSTIA	R5D 4R	A9	1				
		Y/S2F 1	A9	1				
				2*				
INM	BOSTON	F3H 2N	TR	1				
		F4H 1	T	1				
		F3D 2	T	1				
		F3D 2M	T	1				
		F3D 1	U	1				
		F4D 1	T	1				
				6*				
ONR	BOSTON	R4D 6R	T	1				
				1*				
NASA	CLEVELAND	R4D 6	U	1				
				1*				
NLO	EDWARDS AFB	F8U 1	T	1				
		F11F 1	T	1				
		A4D 1	T	1				
		R4D 5	U	1				
				4*				
NPF	EL CENTRO	F3D 2	A9	2				
		A4D 1	A9	2				
		AD 5N	A9	1				
		P2V 4	A9	1				
		R4D 6	A9	1				
		F9F 8T	A9	2				
		Y/TV 2	A9	1				
				10*				

R&D UNIT	LOCATION	MODEL	INVENTORY STATUS	INVENTORY NO ON BOARD	PLANNED ASSIGNMENTS 31 DEC 1959	31 MAR 1960	30 JUN 1960	30 SEP 1960
NAF R&D	CHINA LAKE	F8U 1	A9	1				
		F9F 8	A9	1				
		FJ 4	A9	1				
		F3D 2	A9	1				
		F3D 2T2	AR	1				
		F3D 2T2	A9	3				
		F4D 1	A9	1				
		F9F 6D	AR	3				
		F9F 6D	A9	1				
		FJ 3D2	A9	1				
		A4D 1	A9	1				
		A3D 2	A9	1				
		AD 5N	A9	1				
		P2V 4	A9	1				
		JD 1D	A9	2				
		T 28BD	AR	1				
		T 28BD	A9	1				
		Y/F8U 1	A9	1				
		Y/P2V 3W	A9	1				
		F9F 6K	A9	16				
		F6F 5K	A9	8				
				48*				
NASWF	KIRTLAND AFB	F3H 2N	A9	2				
		A4D 2	A9	1				
		FJ 4B	G9	1				
		A3D 2	A9	1				
		AD 5	A9	1				
		P2V 5F	A9	1				
		R4D 8	A9	1				
		F9F 8T	A9	1				
		Y/T2V 1	A9	1				
				10*				
NADC	JOHNSVILLE	F9F 8	A9	1				
		F8U 1P	A9	1				
		F9F 8P	A9	1				
		A4D 2	A9	1				
		A3D 1P	A9	1				
		P2V 7	AR	1				
		P2V 7	A9	1				
		P2V 5F	AR	1				
		WV 2	A9	1				
		R4D 8	AR	1				
		R4Y 1	AR	1				
		Y/HSS 1	A9	1				
		F9F 6K2	A9	1				
		F9F 6K	A9	4				
		F6F 5K	A9	1				
				18*				
NATFSI	LAKEHURST	F3H 2M	A9	1				
		FJ 4	A9	1				
		F3D 2	A9	1				
		F4D 1	A9	1				
		F9F 8B	A9	1				
		A3D 1	A9	1				
		AD 5N	A9	1				
				7*				
NAS	LAKEHURST	ZS2G 1	A9	1				
		YZPG 3W	A9	2				
				3*				
NASA	LANGLEY FLD	F11F 1	U	1				
		TV 2	U	1				
				2*				
NASA	MOFFETT FLD	R4D 6	U	1				
				1*				
MINEDEFDEVU	PANAMA CITY	HSS 1	A9	1				
		Y/HSL 1	A9	1				
		Y/HR2S 1	A9	1				
				3*				
NAMC	PHILADELPHIA	F3D 2M	A9	1				
		AD 5N	A9	1				
		T2J 1	A9	1				
		Y/T 34B	A9	1				
				4*				

DECLASSIFIED

[redacted]

TOTAL PROGRAM & NON PROGRAM AIRCRAFT

DECLASSIFIED

TABLE 2 LOCATION OF AIRCRAFT INVENTORY AND PLANNED OPERATING ASSIGNMENTS

BY COMMAND AND UNIT

R&D UNIT	LOCATION	MODEL	INVENTORY STATUS	INVENTORY NO. ON BOARD	PLANNED ASSIGNMENTS 31 DEC 1959	31 MAR 1960	30 JUN 1960	30 SEP 1960
NATC R&D	PTXNT RIVER	F8U 2	A9	4				
		F8U 1	A9	2				
		F8U 1E	A9	1				
		F11F 1	A9	7				
		F9F 8	A9	1				
		F9F 6	A9	1				
		FJ 3	A9	4				
		F3H 2	A9	2				
		F3H 2	T	1				
		F3H 2N	A9	3				
		F4D 1	A9	5				
		A4D 2	A9	1				
		A4D 1	A9	1				
		FJ 4B	A9	2				
		FJ 4B	G6	1				
		F9F 8B	A9	1				
		A3J 1	T	1				
		A3D 2Q	A9	1				
		A3D 2	A9	2				
		AD 6	A9	1				
		AD 5	A9	1				
		WF 2	A9	1				
		AD 5W	A9	1				
		S2F 3	T	1				
		S2F 1	A9	1				
		P2V 5F	A9	2				
		P2V 5F	G9	1				
		P2V 4	A9	1				
		P5M 1	A9	1				
		WV 2	A9	2				
		R5D 3	A9	1				
		R4D 5	A9	1				
		R4Y 1	AR	1				
		TF 1	A9	1				
		T2V 1	AR	1				
		T2V 1	A9	3				
		F9F 8T	A9	2				
		T 28B	A9	3				
		HSS 1	A9	1				
		HSS 1N	AR	1				
		HRS 3	AR	1				
		HU2K 1	T	1				
		HUK 1	A9	1				
		HUP 2	A9	1				
		Y/F8U 1	A9	1				
		Y/F11F 1	A9	5				
		Y/FJ 4	A9	1				
		Y/F3H 2N	A9	1				
		Y/F3D 1	A9	1				
		Y/F4D 1	A9	5				
		Y/A4D 2	A9	2				
		Y/FJ 4B	A9	1				
		Y/WF 2	A9	1				
		Y/PBM5S2	AR	1				
		Y/T2J 1	A9	3				
		Y/HSS 1N	A9	1				
		YF8U 2	A9	5				
		YA4D 2N	A9	2				
		YA3D 2P	A9	2				
		YA3D 2Q	A9	2				
		YA3D 2T	A9	1				
		YWF 2	A9	4				
		YWV 2Q	A9	1				
		YT2J 1	A9	1				
		F9F 6K	A9	4				
				118*				
USNMC R&D	POINT MUGU	F3H 2	A9	2				
		F3H 2	T	2				
		F3D 2M	A9	1				
		F8U 1KD.	T	1				
		A4D 1	A9	1				
		FJ 4B	A9	1				
		A3D 1	A9	1				
		AD 5	A9	1				
		P2V 6M	A9	1				
		R4Y 1	A9	1				
		Y/F4D 1	A9	1				
		Y/A4D 2	A9	1				
		Y/A3D 2	A9	1				
		Y/A3D 1	A9	1				
				16*				
MCAS AES 12	QUANTICO	T 34B	A9	1				
				1*				
NATU	QUONSET PNT	A4D 1	A9	1				
		S2F 1	A9	1				
		P2V 5F	A9	1				
		HSS 1	A9	1				
				4*				
INSMAT	SCHENECTADY	HSS 1	T	1				
				1*				
NADU	SO WEYMOUTH	F3D 2T2	A9	1				
		F4D 1	A9	2				
		P2V 5F	A9	1				
		WV 2	A9	3				
		JD 1	A9	1				
		ZPG 2	A9	1				
		Y/F4D 1	A9	1				
				10*				
BUREAU OF AERONAUTICS REPRESENTATIVES								
BAR R&D	BALTIMORE	F2H 2	T	1				
		F3D 2	T	1				
		R4D 6	T	1				
				3*				
BAR R&D	BETHPAGE	F11F 1	T	2				
		F11F 1F	T	1				
		A3D 1	T	1				
		WF 2	T	3				
		S2F 3	T	4				
		S2F 1	T	1				
		TF 1	T	2				
		F9F 8T	T	3				
				17*				
BAR R&D	BLOOMFIELD	HOK 1	T	1				
		HU2K 1	T	1				
		HTK 1	T	2				
		HTK 1	TR	1				
				5*				
BAR R&D	BUFFALO	F3D 1	T	1				
				1*				
BAR R&D	BURBANK	P2V 7	T	1				
		WV 2E	T	1				
				2*				
BAR R&D	COLUMBUS	FJ 4	T	1				
		FJ 4B	T	1				
		A3J 1	T	7				
		AJ 1	T	1				
		T2J 1	T	2				
				12*				
BAR R&D	DALLAS	F8U 2	T	1				
		F8U 1	T	3				
		F3D 2M	T	1				
				5*				
BAR R&D	EST HARTFORD	HSS 2	T	4				
		HSS 1	T	6				
		HSS 1	TR	1				
				11*				
BAR R&D	EL SEGUNDO	F4D 1	T	1				
		A4D 2	T	1				
		A4D 2N	T	3				
		A3D 2P	T	3				
		A3D 2Q	T	4				
		A3D 2	T	2				
		XA4D 1	T	1				
				15*				
BAR R&D	FORT WORTH	HUL 1	T	1				
		HTL 7	T	1				
				2*				
BAR R&D	MORTON	HUP 2	T	1				
		HUP 1	T	1				
				2*				
BAR R&D	ST LOUIS	F3H 2	T	1				
		F4H 1	T	8				
				9*				
PROGRAM OPERATING				153	168	168	165	165
OPERATIONAL POOL				3				
TOTAL PROGRAM				156				
NON PROGRAM (INCLUDING DRONES)				91				
TOTAL INVENTORY				247				

[redacted]

TABLE 2 LOCATION OF AIRCRAFT INVENTORY AND PLANNED OPERATING ASSIGNMENTS

BY COMMAND AND UNIT

BUAER UNIT	LOCATION	MODEL	INVENTORY STATUS	INVENTORY NO. ON BOARD	PLANNED ASSIGNMENTS 31 DEC 1959	31 MAR 1960	30 JUN 1960	30 SEP 1960
OVERHAUL & REPAIR ACTIVITIES								
O&R BUAER M&S	ALAMEDA	F8U 1	B	1				
		F11F 1	B1	1				
		F11F 1	D1	1				
		F11F 1	HP	1				
		F9F 6	NX	1				
		FJ 4	D1	2				
		FJ 4	E1	5				
		FJ 4	E6	1				
		FJ 3	E1	2				
		FJ 3	E6	17				
		FJ 3	Y	2				
		FJ 3M	E1	2				
		FJ 3M	E6	6				
		F8U 1P	B	2				
		F9F 8P	NX	10				
		F9F 6D	NX	1				
		F9F 6D	Y	1				
		FJ 3D	B	3				
		FJ 3D	D1	1				
		FJ 3D	E1	5				
		FJ 3D	E6	1				
		A4D 2	D1	1				
		A4D 2	G6	1				
		A4D 2	HO	1				
		A4D 2	H7	2				
		A4D 1	E1	2				
		A4D 1	E6	3				
		A4D 1	HP	1				
		A4D 1	H7	3				
		FJ 4B	D1	1				
		FJ 4B	E6	1				
		FJ 4B	G6	2				
		FJ 4B	HO	3				
		FJ 4B	HP	5				
		FJ 4B	H7	1				
		FJ 4B	Y	1				
		A3D 2	D1	1				
		AD 7	D1	1				
		AD 7	E1	1				
		AD 7	E6	1				
		AD 7	H7	1				
		AD 6	E1	49				
		AD 6	E6	11				
		AD 6	H7	1				
		AD 5	D1	2				
		AD 5	E6	2				
		AD 5N	E1	22				
		AD 5N	E6	1				
		AD 5N	H7	2				
		AD 5Q	D1	1				
		AD 5Q	H7	1				
		AD 5W	D1	1				
		AD 5W	E1	5				
		AD 5W	E6	1				
		AD 5W	H7	1				
		AJ 2P	NX	1				
		AJ 2	NX	4				
		P2V 7	B1	2				
		P2V 7	DA	1				
		P2V 7	D1	10				
		P2V 7	E1	7				
		P2V 6	D1	2				
		P2V 6	E1	3				
		P2V 6	G9	1				
		P2V 6M	E1	2				
		P2V 6M	E4	1				
		P2V 6M	E9	1				
		P2V 6TX	E9	1				
		P2V 6TX	NY	2				
		P2V 5F	B	1				
		P2V 5F	B1	3				
		P2V 5F	DA	3				
		P2V 5F	D1	16				
		P2V 5F	E1	6				
		P2V 5F	G6	1				
		P2V 5F	G9	3				
		P2V 5F	H5	2				
		P2V 5F	I	1				
		P2V 5JF	E1	2				
		P2V 5FDX	D4	1				
		R4D 6	EJ	1				
		R4D 5	EJ	1				
		UF 1	EJ	1				
		UF 1	F1	1				
		UF 1	NX	2				
		JD 1	EJ	2				
		F9F 8T	B	2				
		TV 2D	NX	1				
		SNB 5	NX	2				
				289*				
O&R BUAER M&S	CHERRY POINT	F3H 2M	E6	1				
		F3H 2M	G9	1				
		F3H 2M	MX	6				
		F3H 2M	NX	1				
		F3H 2M	OX	1				
		FJ 4	EJ	1				
		FJ 3	D1	2				
		FJ 3	E1	7				
		FJ 3	E6	6				
		FJ 3	G9	3				
		FJ 3	NX	1				
		FJ 3M	E1	38				
		FJ 3M	E6	6				
		F2H 4	E1	6				
		F2H 4	E6	1				
		F2H 4	P4	2				
		F2H 3	E1	5				
		F2H 3	P4	3				
		F2H 3	WF	2				
		F3H 2	B	5				
		F3H 2	D1	2				
		F3H 2	E1	1				
		F3H 2	E6	2				
		F3H 2	G5	5				
		F3H 2X	D4	3				
		F3H 2X	G4	1				
		F3H 2X	G9	1				
		F3H 2N	D1	1				
		F3H 2N	E1	3				
		F3H 2N	E6	3				
		F3H 2N	G4	1				
		F3H 2N	MX	11				
		F3D 2	P4	1				
		F9F 8P	NX	1				
		FJ 3D	B	3				
		FJ 3D	D1	1				
		FJ 3D	E1	9				
		FJ 3D2	B	2				
		FJ 3D2	E1	2				
		FJ 3D2	G9	1				
		FJ 3D2X	D4	1				
		FJ 3D2X	G9	1				
		A4D 2	F6	1				
		OE 2	B	2				
		OE 2	D1	3				
		OE 2	E1	1				
		OE 1	D1	1				
		OE 1	E6	1				
		R4Q 2	D9	9				
		R4Q 2	E9	1				
		TV 2	S3	1				
				168*				
O&R BUAER M&S	CRPS CHRISTI	F9F 2	.R	4				
				4*				
O&R BUAER M&S	JACKSONVILLE	FJ 3	NX	2				
		F2H 3	G7	1				
		F4D 1	B	4				
		F4D 1	D1	3				
		F4D 1	E1	1				
		F4D 1	E6	1				
		F4D 1	G9	1				
		F4D 1	H9	1				
		A3D 2P	B	2				
		A3D 2	D1	1				
		A3D 2	G7	1				
		A3D 1	B	1				
		A3D 1	D1	3				
		A3D 1	G5	1				
		AD 6	NX	2				
		AJ 2P	NX	2				
		AJ 2P	OX	1				
		P2V 3B	NX	1				
		R4D 8	E6	1				
		R4D 6	G7	1				
		TV 2	D1	1				
		TV 2	E6	1				
		TV 2	NX	1				
		HSS 1	B	3				
		HSS 1	C	1				
		HSS 1	D1	10				
		HSS 1	E1	1				
		HOK 1	B1	6				
		HOK 1	D1	5				
		HOK 1	E1	1				
		HOK 1	G6	1				
		HO4S 3	B	1				
		HO4S 3	D1	3				
		HO4S 3	E1	1				
		HO4S 3	E6	1				
		HRS 3	D1	2				
		HRS 3	E1	9				
		HUS 1	B	1				
		HUS 1	D1	5				
		HUS 1	E1	3				
		HUS 1	E6	2				
		HUS 1A	D1	2				

DECLASSIFIED

[redacted]

TOTAL PROGRAM & NON-PROGRAM AIRCRAFT

TABLE 2 LOCATION OF AIRCRAFT INVENTORY AND PLANNED OPERATING ASSIGNMENTS

BY COMMAND AND UNIT

BUAER UNIT	LOCATION	MODEL	INVENTORY STATUS	INVENTORY NO. ON BOARD	PLANNED ASSIGNMENTS 31 DEC 1959	31 MAR 1960	30 JUN 1960	30 SEP 1960
		HUL 1	D1	3				
		HUL 1	E1	2				
		HUP 2	D1	5				
		HUP 2	E1	4				
		HTL 6	D1	3				
		HTL 6	E1	3				
		HTL 6	E6	1				
		HTL 6	NX	8				
		HTL 5	NX	1				
		HTL 4	RD	2				
				124*				
O&R BUAER M&S	LAKEHURST	ZS2G 1	MW	4				
		ZS2G 1	MX	1				
		ZS2G 1	MZ	4				
		ZSG 4	MX	3				
		ZSG 4	MY	2				
		ZPG 2	D1	2				
		ZPG 2	MX	1				
		ZPG 2	MY	1				
		ZPG 2	NX	1				
		ZPG 1	MY	1				
				20*				
O&R BUAER M&S	NORFOLK	F8U 2	D1	1				
		F8U 1	E6	1				
		F8U 1E	D1	2				
		F11F 1	B	2				
		F11F 1	DA	2				
		F11F 1	D1	1				
		F11F 1	E6	1				
		F11F 1	G7	7				
		F11F 1	MY	1				
		F9F 8	D1	1				
		F9F 8	MW	21				
		F9F 8	MX	4				
		F9F 8	NX	6				
		F9F 8	OX	1				
		F9F 7	MW	11				
		F4D 1	EN	1				
		F8U 1P	D1	1				
		F9F 8P	MW	9				
		F9F 8P	MX	11				
		F9F 8P	NX	5				
		F9F 6D	H5	1				
		F9F 6D	NX	3				
		F9F 5KD	MW	2				
		F9F 8B	B	6				
		F9F 8B	C	7				
		F9F 8B	DA	6				
		F9F 8B	D1	6				
		F9F 8B	E1	4				
		F9F 8B	E6	1				
		F9F 8B	MX	7				
		F9F 8B	P4	2				
		AD 6	WB	3				
		AD 4NA	R	3				
		P2V 5F	E6	1				
		P2V 5FD	EJ	1				
		P5M 1	EJ	1				
		R5D 3	B	2				
		R5D 3	D3	3				
		R5D 2	D3	1				
		R5D 2	E3	1				
		R5D 4R	D3	2				
		R5D 2Z	DC	1				
		R5D 2Z	D3	1				
		JD 1	MX	12				
		JD 1	NX	1				
		JD 1D	DA	1				
		JD 1D	D1	9				
		JD 1D	E1	1				
		TV 2	G6	1				
		TV 2	NX	1				
		TV 2	OX	1				
		F9F 8T	C	5				
		F9F 8T	D1	4				
		F9F 8T	E6	1				
		F9F 8T	MX	1				
		SNB 5	EN	1				
		SNB 5	NX	1				
		HUP 3	MW	49				
		HTL 5	NX	1				
		HTL 5	S4	3				
		HTL 4	MW	2				
		F9F 6K2X	D4	2				
		F9F 6K	B	7				
		F9F 6K	B3	10				
		F9F 6K	G5	1				
		F9F 6K	M9	18				
		F9F 6KX	D4	25				
		F9F 6KX	E4	61				
		F9F 6KX	E9	5				
		F9F 6KX	MW	57				
				429*				
O&R BUAER M&S	PENSACOLA	S2F 2	E1	6				
		S2F 2	E6	1				
		S2F 2	G9	4				
		S2F 1X	G9	1				
		S2F 1X	H9	6				
		S2F 1	B	3				
		S2F 1	DA	3				
		S2F 1	D1	4				
		S2F 1	E1	16				
		S2F 1	G6	1				
		S2F 1	G7	1				
		S2F 1	G9	11				
		S2F 1	H9	17				
		S2F 1T	B	1				
		S2F 1T	H9	1				
		S2F 1TX	DA	1				
		S2F 1TX	D4	7				
		S2F 1TX	E4	1				
		S2F 1TX	G9	6				
		S2F 1TX	H9	7				
		TF 1	E1	3				
		TF 1	E6	1				
		UF 2	D1	2				
		UF 2	E1	2				
		UF 1	B	1				
		UF 1	D1	4				
		UF 1	E1	2				
		T2J 1	B	2				
		T2V 1	D1	6				
		SNB 5	B	4				
		SNB 5	DA	1				
		SNB 5	E1	2				
		SNB 5	E6	4				
		SNB 5P	E1	1				
		SNB 5P	E6	1				
		T 34B	D1	4				
		T 34B	E1	18				
		T 34B	E6	1				
		T 34B	G7	7				
		T 34B	MW	175				
		T 28B	B	3				
		T 28B	DA	1				
		T 28B	D1	22				
		T 28B	E1	4				
		T 28B	E6	1				
		T 28B	G6	1				
		T 28C	B	1				
		T 28C	D1	23				
		T 28C	E1	19				
		SNJ 5	S4	1				
		T 28BD	D1	1				
		HO4S 3	EJ	1				
		HO4S 3	F6	1				
		HUP 2	EJ	1				
		HTL 6	EJ	1				
				420*				
O&R BUAER M&S	QUONSET PNT	F2H 4	NX	1				
		F3D 2T2	NX	2				
		A4D 2	DA	1				
		A4D 2	D1	1				
		A4D 2	E6	1				
		A4D 1	B	1				
		A4D 1	D1	2				
		A4D 1	E1	3				
		AD 7	DA	2				
		AD 7	D1	3				
		AD 7	E1	2				
		AD 6	B	7				
		AD 6	DA	2				
		AD 6	D1	27				
		AD 6	E1	4				
		AD 6	E6	3				
		AD 6	G7	3				
		AD 6	WB	1				
		AD 6	WF	1				
		AD 5	B	1				
		AD 5	DA	3				
		AD 5	D1	24				
		AD 5	E1	11				
		AD 5	P4	1				
		AD 5N	E1	13				
		AD 5N	E6	4				
		AD 5Q	DA	1				
		AD 5Q	D1	6				
		AD 5Q	E1	4				
		AD 5Q	E6	1				
		AD 5W	B	1				
		AD 5W	D1	5				
		AD 5W	E1	7				
		AD 5W	G6	1				
		AD 5W	G7	2				
		P2V 5F	D1	1				
		UC 1	D1	2				
		XHO3S 2	P3	1				
				156*				

[redacted]

DECLASSIFIED

[redacted]

TOTAL PROGRAM & NON-PROGRAM AIRCRAFT

TABLE 2 LOCATION OF AIRCRAFT INVENTORY AND PLANNED OPERATING ASSIGNMENTS

BY COMMAND AND UNIT

BUAER UNIT	LOCATION	MODEL	INVENTORY STATUS	INVENTORY NO. ON BOARD	PLANNED ASSIGNMENTS 31 DEC 1959	31 MAR 1960	30 JUN 1960	30 SEP 1960
O&R BUAER M&S	SAN DIEGO	F8U 1	B	1				
		F8U 1	D1	3				
		F9F 6	F9	1				
		F3H 2M	HO	1				
		F3H 2M	MY	3				
		F2H 4	MY	2				
		F2H 4	Y	3				
		F2H 3	E1	4				
		F2H 3	E6	3				
		F2H 3	MO	1				
		F2H 3	NX	1				
		F2H 3	Y	1				
		F3H 2	B	3				
		F3H 2	D1	1				
		F3H 2	Y	1				
		F3H 2X	DD	1				
		F3H 2X	D4	1				
		F3H 2X	E4	1				
		F3H 2X	G8	1				
		F3H 2X	G9	2				
		F3H 2X	H4	2				
		F3H 2N	E4	1				
		F3H 2N	G9	1				
		F3H 2N	H4	9				
		F3H 2N	NY	1				
		F3D 2	P3	1				
		F3D 2T2	E1	3				
		F3D 2T2	E6	1				
		F3D 2T2	P4	1				
		F3D 2T2	S4	2				
		F4D 1	D1	4				
		F4D 1	G6	2				
		F4D 1	G9	1				
		F4D 1	H9	1				
		F8U 1P	D1	2				
		F9F 2KD	NX	1				
		F3D 2Q	D1	1				
		F3D 2Q	Y	1				
		F9F 8B	EN	1				
		AD 6	EJ	1				
		AD 5	C	1				
		S2F 2	EJ	2				
		S2F 2	G9	1				
		S2F 1	B	1				
		S2F 1	D1	1				
		S2F 1	E1	7				
		S2F 1	H9	2				
		P5M 2	B	1				
		P5M 2	D1	1				
		P5M 1	D1	3				
		P5M 1	E1	4				
		P5M 1	G5	1				
		P5M 1	MY	8				
		P5M 1	NX	1				
		R4D 8	EN	1				
		JD 1	EJ	1				
		JD 1	OX	1				
		TV 2	DA	1				
		TV 2	D1	3				
		TV 2	E1	27				
		TV 2	E6	7				
		TV 2	NX	2				
		TV 2D	B	2				
		TV 2D	E6	1				
		HSS 1	B	2				
		HSS 1	DA	2				
		HSS 1	D1	8				
		HSS 1	E1	1				
		HOK 1	B	2				
		HRS 3	B	3				
		HRS 3	C	1				
		HRS 3	DA	2				
		HRS 3	D1	8				
		HRS 3	E1	2				
		HRS 3	E6	4				
		HUS 1	D1	1				
		HR2S 1	G6	1				
		HUL 1	F1	1				
		HUP 2	B	1				
		HUP 2	D1	3				
		HUP 2	E6	1				
		HTL 4	S4	1				
		YF2Y 1	P3	1				
				197*				

BUAER UNIT	LOCATION	MODEL	INVENTORY STATUS	INVENTORY NO. ON BOARD	PLANNED ASSIGNMENTS 31 DEC 1959	31 MAR 1960	30 JUN 1960	30 SEP 1960
BUREAU OF AERONAUTICS REPRESENTATIVES								
BAR M&S	BALTIMORE	P5M 2	D1	24				
		WV 2Q	G4	6				
		R6D 1	D3	5				
		R4Y 1	D3	3				
		YP6M 1	P3	1				
				39*				
BAR M&S	BETHPAGE	F11F 1F	Q1	1				
		WF 2	G5	4				
		WF 2	H5	6				
		S2F 1	C	1				
		S2F 1	V	2				
		UF 2	B	1				
		UF 2X	G4	9				
		F9F 8T	B	7				
		F9F 8T	C	1				
				32*				
BAR M&S	BURBANK	P2V 7	G5	11				
		P2V 5F	B	1				
		P2V 5F	G5	26				
		WV 4X	G5	2				
		T2V 1	G5	1				
				41*				
BAR M&S	COLUMBUS	T2J 1	B	13				
		T2J 1	G5	14				
				27*				
BAR M&S	DALLAS	F8U 2	B	3				
		F8U 1	B	11				
		F8U 1	G5	33				
		F8U 1P	B	1				
		F8U 1P	G5	2				
		F8U 1P	HO	1				
		F8U 1D	G5	1				
				52*				
BAR M&S	EL SEGUNDO	F4D 1	G5	1				
		A4D 2	G5	1				
		A4D 2N	B	2				
		A4D 2N	V	36				
		A3D 2P	B	1				
		A3D 2P	G5	1				
		A3D 2Q	B	2				
		A3D 2T	B	1				
		A3D 2	G5	4				
				49*				
BAR M&S	EST HARTFORD	HSS 2	V	2				
		HSS 1N	R	2				
		HUS 1	V	4				
		HR2S 1	G5	1				
		HR2S 1	V	2				
				11*				
BAR M&S	ONTARIO	WV 2Q	D9	1				
		R4D 8	D1	8				
		R4D 6	D1	4				
		R4D 5	D1	6				
		R4D 8Z	D1	1				
		R4D 6S	D1	1				
		R4D 5S	D1	1				
				22*				
BAR M&S	ST LOUIS	F3H 2	B	4				
		F3H 2N	G5	1				
		F4H 1	B	8				
				13*				

[redacted]

DECLASSIFIED

TOTAL PROGRAM & NON-PROGRAM AIRCRAFT

TABLE 2 **LOCATION OF AIRCRAFT INVENTORY AND PLANNED OPERATING ASSIGNMENTS**

BY COMMAND AND UNIT

BUAER UNIT	LOCATION	MODEL	INVENTORY STATUS	INVENTORY NO. ON BOARD	PLANNED ASSIGNMENTS 31 DEC 1959	31 MAR 1960	30 JUN 1960	30 SEP 1960
MISCELLANEOUS BUAER ACTIVITIES								
POOL BUAER M&S	BRUNSWICK	A3D 1	EN	1				
		ZS2G 1	MW	2				
		ZSG 4	MW	2				
				5*				
POOL BUAER M&S	OCEANA	F9F 8T	B5	1				
				1*				
POOL BUAER M&S	SO WEYMOUTH	ZPG 2W	MX	1				
				1*				
ACFT ON LOAN BUAER M&S								
ATOM ENER COMM		R4D 6R	U	1				
				1*				
BLATZ AIRLINES		R4D 6R	U	1				
				1*				
CAL AIR CHARTR		R4D 5R	U	1				
				1*				
CAL CEN AIRLNE		R4D 6R	MX	1				
				1*				
CEN AIRLNE INC		R4D 6R	U	2				
		R4D 5R	U	1				
				3*				
DEPT OF AGRI		SNB 5	U	1				
		R4D 6S	U	1				
				2*				
DEPT OF INT		R4D 6Q	U	1				
				1*				
DEPT OF JUSTCE		R4D 5	U	2				
				2*				
FED AVN AGENCY		F9F 8P	U	2				
		R4D 5	U	1				
		R4D 6R	U	15				
		R4D 5R	U	11				
		R4D 6Z	U	3				
		R4D 5Z	U	1				
		F9F 8T	U	1				
		JRB 4	U	1				
		R4D 6Q	U	2				
		R4D 5Q	U	2				
		R4D 6S	U	10				
				39*				
GEN ELEC CO		XF4D 1	U	1				
				1*				
LAKE CEN AIRLN		R4D 6R	U	1				
		R4D 5R	U	1				
				2*				
NO CEN AIRLNS		R4D 6R	U	2				
				2*				
OZARK AIR INC		R4D 5R	U	3				
				3*				
TRANS TEX AIRW		R4D 5R	U	2				
				2*				
U S ARMY		A4D 1	U	1				
		R4D 6Q	U	4				
		R4D 5Q	U	1				
		R4D 6S	U	1				
		R4D 5S	U	1				
				8*				
USAF		F8U 1D	U	1				
		TV 2D	U	1				
		TV 2KD	U	1				
				3*				
U S CG		R5D 4R	U	1				
				1*				
STORAGE FACILITIES								
STORAGE FACLTY	LITCHFLD PRK	F8U 1	MX	1				
		F9F 8	MX	75				
		F9F 7	MX	35				
		F9F 6	MX	150				
		F9F 6	P4	1				
		F3H 2M	MX	37				
		F3H 2M	MY	2				
		FJ 3	MX	63				
		FJ 3M	MX	10				
		F2H 4	MX	5				
		F2H 4	P4	3				
		F2H 4	WB	7				
		F2H 3	MX	13				
		F2H 3	P4	3				
		F2H 3	WB	6				
		F3H 2N	MX	2				
		F3D 2T2	MX	10				
		F3D 2T2	P4	10				
		F8U 1P	MX	1				
		F9F 8P	MX	35				
		F9F 6D	MX	8				
		F9F 6D	S4	1				
		F8U 2KD	MX	1				
		F9F 5KD	MX	2				
		F9F 2KD	MX	1				
		F9F 2KD	S4	1				
		F9F 8B	MX	42				
		F9F 8B	P4	4				
		F9F 8B	WB	1				
		AD 6	MX	80				
		AD 6	MY	4				
		AD 6	P4	13				
		AD 6	WB	19				
		AD 5	MX	14				
		AD 5	P4	2				
		AD 5	WB	1				
		AD 4NA	R	100				
		AD 5N	MX	20				
		AD 5N	P4	2				
		AD 5W	MX	63				
		AD 5W	MY	2				
		AJ 2P	MX	2				
		AJ 2P	S4	1				
		AJ 2	MX	32				
		AJ 2	S4	1				
		P2V 6	MX	3				
		P2V 6M	MX	5				
		P2V 4	MX	17				
		P2V 3B	MX	8				
		P2V 3B	P4	1				
		P2V 3W	MX	5				
		WV 2	MX	8				
		R4Q 1	MX	32				
		R4Q 1	MY	1				
		R4D 8	MX	1				
		R4D 6	MX	5				
		R4D 5	MX	5				
		R4D 6R	MX	2				
		R4D 5R	MX	7				
		R4D 6Z	MX	3				
		UF 1	MX	9				
		JD 1	MX	22				
		JD 1	S4	1				
		JD 1X	EM	1				
		JD 1X	MX	10				
		TV 2	MX	226				
		TV 2	P4	7				
		TV 2	S4	13				
		TV 2D	MX	3				
		TV 2KD	MX	6				
		TV 2KD	P4	1				
		JRB 6	MX	46				
		JRB 6	P4	3				
		SNB 5	MX	197				
		SNB 5	MY	14				
		SNB 5	P4	3				
		SNB 5	S4	1				
		SNB 5P	MX	5				
		T 34B	MX	1				
		T 28B	MX	24				
		T 28C	MX	65				
		R4D 6Q	WB	1				
		R4D 5Q	MX	1				
		R4D 5Q	WB	1				
		R4D 6S	MX	5				
		R4D 5S	MX	9				
		R4D 7	MX	1				
		HTL 5	MX	7				
		HTL 5-	P4	-1				
		F9F 6K	MY	33				
		P4Y 2K	MY	11				
				1717*				
NON OPERATIONAL SUPPORT				1440				
RESERVE STOCK				1898				
TOTAL PROGRAM				3338				
NON PROGRAM (INCLUDING DRONES)				552				
TOTAL INVENTORY				3890				

DECLASSIFIED

CONFIDENTIAL

TABLE 3

PROGRAM AIRCRAFT

PROGRAM INVENTORY BY STATUS AND PLANNED OPERATING ASSIGNMENTS

BY COMMAND, CLASS AND MODEL

CLASS AND MODEL	COMMAND	TOTAL	BUAER (M & S)		OPERATING COMMANDS				PLANNED ASSIGNMENTS			
					OPERATIONAL POOL							
						NOT READY FOR ISSUE						
			NON OPERATIONAL SUPPORT	RESERVE STOCK	READY FOR ISSUE	UNDG. INT. REWK AIRLINE & PROG. MAINT.	OTHER	ON BOARD OPERATING INV.	31 DEC 1959	31 MAR 1960	30 JUN 1960	30 SEP 1960
	LANT	2144			104	90	75	1875	1902	1883	1861	1841
	PAC	2627			170	146	116	2195	2305	2276	2253	2247
	NABS	538				1		537	487	498	493	498
	NATRA	1641			44	22	19	1556	1491	1463	1463	1446
	NART	812			1	15	17	779	793	781	745	712
	R&D	156				2	1	153	168	168	165	165
	BUAER	3338	1440	1898								
		11256	1440	1898	319	276	228	7095	7146	7069	6980	6909
		11256	1440	1898	319	276	228	7095	7146	7069	6980	6909
FIGHTER JET	LANT	520			43	45	19	413	424	414	414	410
	PAC	799			113	71	46	569	616	602	612	610
	NABS	10						10	5	7	7	7
	NATRA	147			10	11	1	125	146	150	145	145
	NART	198				4	7	187	172	157	127	94
	R&D	62						62	65	66	66	66
	BUAER	901	330	571								
		2637	330	571	166	131	73	1366	1428	1396	1371	1332
ATTACK JET	LANT	404			15	23	14	352	353	365	369	365
	PAC	499			13	48	28	410	470	483	472	473
	NATRA	143			10		2	131	92	100	114	114
	NART	70					1	69	64	64	64	64
	R&D	24				1	1	22	17	17	17	17
	BUAER	177	128	49								
		1317	128	49	38	72	46	984	996	1029	1036	1033
ATTACK PROP	LANT	181			8		18	155	160	156	154	154
	PAC	223			11		2	210	209	201	193	190
	NABS	20						20	16	14	14	14
	NATRA	49			4		1	44	33	31	30	30
	NART	67			1			66	70	70	70	70
	R&D	10						10	11	11	11	11
	BUAER	480	253	227								
		1030	253	227	24		21	505	499	483	472	469
ANTI SUBMARINE	LANT	140			5	7	1	127	126	125	123	123
	PAC	94			13	7		74	78	76	76	76
	NABS	2						2	2	2	2	2
	NATRA	88				2		86	77	77	77	77
	NART	172				8	3	161	174	174	174	168
	R&D	2						2	7	7	7	7
	BUAER	115	115									
		613	115		18	24	4	452	464	461	459	453
PATROL	LANT	208				4		204	193	190	190	187
	PAC	196			3	2	5	186	187	184	184	182
	NABS	1						1				
	NATRA	29			7			22	18	16	17	
	NART	98				3		95	103	100	97	96
	R&D	14				1		13	13	13	13	13
	BUAER	196	146	50								
		742	146	50	10	10	5	521	514	503	501	478
WARNING	LANT	56			5	7	3	41	45	47	46	40
	PAC	52				10		42	44	46	46	46
	NABS	3						3	3	3	3	3
	NATRA	6				1		5	5	4	4	4
	R&D	6						6	6	6	6	6
	BUAER	17	9	8								
		140	9	8	5	18	3	97	103	106	105	99
OBSERVATION	LANT	13			1			12	12	12	12	12
	PAC	27					2	25	24	24	24	24
	BUAER	8	8									
		48	8		1		2	37	36	36	36	36
TRANSPORT	LANT	150			4	4	8	134	142	140	131	132
	PAC	138				8	4	126	123	124	124	124
	NABS	84						84	80	81	81	85
	NATRA	17						17	18	18	23	23
	NART	58					3	55	57	59	56	57
	R&D	10						10	16	16	13	13
	BUAER	114	57	57								
		571	57	57	4	12	15	426	436	438	428	434
UTILITY	LANT	31						31	33	31	30	30
	PAC	51			1		3	47	39	38	38	38
	NABS	18						18	17	15	15	15
	NATRA	2						2	2	2	2	2
	R&D	3						3	4	4	4	4
	BUAER	91	34	57								
		196	34	57	1		3	101	95	90	89	89

CONFIDENTIAL

DECLASSIFIED

TABLE 3

PROGRAM AIRCRAFT

PROGRAM INVENTORY BY STATUS AND PLANNED OPERATING ASSIGNMENTS

BY COMMAND, CLASS AND MODEL

CLASS AND MODEL	COMMAND	TOTAL	BUAER (M & S)		OPERATING COMMANDS				PLANNED ASSIGNMENTS			
					OPERATIONAL POOL							
						NOT READY FOR ISSUE						
			NON OPERATIONAL SUPPORT	RESERVE STOCK	READY FOR ISSUE	UNDG. INT. REWK AIRLINE & PROG. MAINT.	OTHER	ON BOARD OPERATING INV.	31 DEC 1959	31 MAR 1960	30 JUN 1960	30 SEP 1960
TRAINING JET	LANT	100			11		9	80	91	90	89	89
	PAC	166			13		2	151	152	144	139	133
	NABS	70				1		69	71	82	85	86
	NATRA	300				8	4	288	297	306	306	306
	NART	52					1	51	55	55	55	61
	R&D	10						10	5	4	5	5
	BUAER	343	101	242								
		1041	101	242	24	9	16	649	671	681	679	680
TRAINING PROP	LANT	71			12		1	58	59	55	43	41
	PAC	86			1		4	81	68	61	53	53
	NABS	268						268	228	229	223	223
	NATRA	779			13		10	756	712	670	658	658
	NART	46						46	48	48	48	48
	R&D	6						6	10	9	9	9
	BUAER	668	122	546								
		1924	122	546	26		15	1215	1125	1072	1034	1032
ROTARY WING	LANT	262					1	261	256	250	252	250
	PAC	296			2		20	274	295	293	292	297
	NABS	62						62	65	65	63	63
	NATRA	81					1	80	91	89	87	87
	NART	51					2	49	50	54	54	54
	R&D	7						7	10	11	11	11
	BUAER	203	135	68								
		962	135	68	2		24	733	767	762	759	762
AIRSHIPS	LANT	8					1	7	8	8	8	8
	R&D	2						2	4	4	3	3
	BUAER	25	2	23								
		35	2	23			1	9	12	12	11	11
		11256	1440	1898	319	276	228	7095	7146	7069	6980	6909
FIGHTER JET												
VF DAY	LANT	265			19	27	9	210	221	213	213	209
	PAC	354			73	36	31	214	250	244	254	248
	NATRA	98			8	11	1	78	95	117	126	126
	NART	138				4	7	127	119	106	82	67
	R&D	26						26	28	28	27	25
	BUAER	609	177	432								
		1490	177	432	100	78	48	655	713	708	702	675
VF AW	LANT	192			18	16	8	150	155	155	155	155
	PAC	330			28	35	13	254	270	266	266	268
	NATRA	42			2			40	42	24	10	10
	NART	52						52	53	47	45	26
	R&D	29						29	28	28	29	31
	BUAER	163	115	48								
		808	115	48	48	51	21	525	548	520	505	490
VF P	LANT	45			6	1	2	36	33	33	33	33
	PAC	65			11		1	53	50	50	50	50
	NABS	1						1	1	1	1	1
	NATRA	7						7	9	9	9	9
	NART	8						8		4		1
	R&D	2						2	2	2	2	2
	BUAER	81	9	72								
		209	9	72	17	1	3	107	95	99	95	96
VF D	LANT	9				1		8	7	7	7	7
	PAC	23			1			22	24	24	24	26
	NABS	9						9	4	6	6	6
	R&D	5						5	7	8	8	8
	BUAER	39	27	12								
		85	27	12	1	1		44	42	45	45	47
VF KD	PAC	9						9	6	4	4	4
	BUAER	7		7								
		16		7				9	6	4	4	4
VF Q	LANT	9						9	8	6	6	6
	PAC	18					1	17	16	14	14	14
	BUAER	2	2									
		29	2				1	26	24	20	20	20
		2637	330	571	166	131	73	1366	1428	1396	1371	1332

DECLASSIFIED

TABLE 3

PROGRAM AIRCRAFT

PROGRAM INVENTORY BY STATUS AND PLANNED OPERATING ASSIGNMENTS

BY COMMAND, CLASS AND MODEL

CLASS AND MODEL	COMMAND	TOTAL	BUAER (M & S)		OPERATING COMMANDS				PLANNED ASSIGNMENTS			
					OPERATIONAL POOL							
						NOT READY FOR ISSUE						
			NON OPERATIONAL SUPPORT	RESERVE STOCK	READY FOR ISSUE	UNDG. INT. REWK AIRLINE & PROG. MAINT.	OTHER	ON BOARD OPERATING INV.	31 DEC 1959	31 MAR 1960	30 JUN 1960	30 SEP 1960
ATTACK JET												
VA DAY	LANT	326			15	14	9	288	280	280	280	279
	PAC	430			13	40	24	353	404	407	395	391
	NATRA	143			10		2	131	92	100	114	114
	NART	70					1	69	64	64	64	64
	R&D	16				1	1	14	14	14	14	14
	BUAER	157	108	49								
		1142	108	49	38	55	37	855	854	865	867	862
VA AW	LANT										3	6
	PAC									1	1	1
	R&D								1	1	1	1
									1	2	5	8
VA P	LANT	4						4	7	10	10	10
	PAC	7						7	7	10	10	10
	R&D	1						1				
	BUAER	4	4									
		16	4					12	14	20	20	20
VA Q	LANT	2						2	4	8	9	9
	PAC	1						1	3	8	9	9
	R&D	1						1				
	BUAER	2	2									
		6	2					4	7	16	18	18
VA HT	LANT								1	4	4	4
	PAC								2	4	4	4
	BUAER	1	1									
		1	1						3	8	8	8
VA H	LANT	72				9	5	58	61	63	63	57
	PAC	61				8	4	49	54	53	53	58
	R&D	6						6	2	2	2	2
	BUAER	13	13									
		152	13			17	9	113	117	118	118	117
		1317	128	49	38	72	46	984	996	1029	1036	1033
ATTACK PROP												
VA DAY	LANT	113			4		9	100	99	98	96	96
	PAC	143			9		2	132	132	129	124	123
	NABS	18						18	14	12	12	12
	NATRA	38					1	37	29	27	26	26
	NART	50						50	59	59	59	59
	R&D	4						4	7	7	7	7
	BUAER	263	163	100								
		629	163	100	13		12	341	340	332	324	323
VA AW	LANT	17			4			13	14	14	14	14
	PAC	30			1			29	18	18	18	18
	NABS	2						2	2	2	2	2
	NATRA	11			4			7	4	4	4	4
	NART	17			1			16	11	11	11	11
	R&D	4						4	2	2	2	2
	BUAER	76	56	20								
		157	56	20	10			71	51	51	51	51
VA W	LANT	44					9	35	44	44	44	44
	PAC	41			1			40	50	52	51	49
	R&D	2						2	2	2	2	2
	BUAER	99	34	65								
		186	34	65	1		9	77	96	98	97	95
VA P	LANT	4						4				
	PAC	5						5	5	2		
	BUAER	6		6								
		15		6				9	5	2		
VA Q	LANT	3						3	3			
	PAC	4						4	4			
		7						7	7			
VA H	BUAER	36		36								
		36		36								
		1030	253	227	24		21	505	499	483	472	469

DECLASSIFIED

TABLE 3

PROGRAM AIRCRAFT

PROGRAM INVENTORY BY STATUS AND PLANNED OPERATING ASSIGNMENTS

BY COMMAND, CLASS AND MODEL

CLASS AND MODEL	COMMAND	TOTAL	BUAER (M & S) NON OPERATIONAL SUPPORT	BUAER (M & S) RESERVE STOCK	OPERATING COMMANDS OPERATIONAL POOL READY FOR ISSUE	OPERATING COMMANDS OPERATIONAL POOL NOT READY FOR ISSUE UNDG. INT. REWK AIRLINE & PROG. MAINT.	OPERATING COMMANDS OPERATIONAL POOL NOT READY FOR ISSUE OTHER	OPERATING COMMANDS ON BOARD OPERATING INV.	PLANNED ASSIGNMENTS 31 DEC 1959	PLANNED ASSIGNMENTS 31 MAR 1960	PLANNED ASSIGNMENTS 30 JUN 1960	PLANNED ASSIGNMENTS 30 SEP 1960
ANTI SUBMARINE												
VS	LANT	140			5	7	1	127	126	125	123	123
	PAC	94			13	7		74	78	76	76	76
	NABS	2						2	2	2	2	2
	NATRA	88				2		86	77	77	77	77
	NART	172				8	3	161	174	174	174	168
	R&D	2						2	7	7	7	7
	BUAER	115	115									
		613	115		18	24	4	452	464	461	459	453
		613	115		18	24	4	452	464	461	459	453
PATROL												
VP L	LANT	154				4		150	142	138	138	135
	PAC	117				2		115	113	110	110	108
	NATRA	22						22	18	16	17	
	NART	98				3		95	103	100	97	96
	R&D	13				1		12	12	12	12	12
	BUAER	150	109	41								
		554	109	41		10		394	388	376	374	351
VP LD	LANT	1						1	1	2	2	2
	PAC	2						2	2	2	2	2
	NABS	1						1				
	R&D								1	1	1	1
	BUAER	2	2									
		6	2					4	4	5	5	5
VP S	LANT	53						53	50	50	50	50
	PAC	77			3		5	69	72	72	72	72
	NATRA	7			7							
	R&D	1						1				
	BUAER	44	35	9								
		182	35	9	10		5	123	122	122	122	122
		742	146	50	10	10	5	521	514	503	501	478
WARNING												
VW WEA	LANT	7				1		6	6	6	6	6
		7				1		6	6	6	6	6
VW AEW	LANT	49			5	6	3	35	37	37	36	30
	PAC	52				10		42	43	43	43	43
	NABS	3						3	3	3	3	3
	NATRA	6				1		5	5	4	4	4
	R&D	6						6	6	6	6	6
	BUAER	10	2	8								
		126	2	8	5	17	3	91	94	93	92	86
VW Q	LANT								2	4	4	4
	PAC								1	3	3	3
	BUAER	7	7									
		7	7						3	7	7	7
		140	9	8	5	18	3	97	103	106	105	99
OBSERVATION												
VO	LANT	13			1			12	12	12	12	12
	PAC	27					2	25	24	24	24	24
	BUAER	8	8									
		48	8		1		2	37	36	36	36	36
		48	8		1		2	37	36	36	36	36
TRANSPORT												
VR H	LANT	29			1	2	2	24	26	26	25	26
	PAC	59				4	3	52	57	58	58	58
	NABS	14						14	14	14	14	15
	NATRA	5						5	5	5	5	5
	NART	39					3	36	38	40	39	40
	R&D	2						2	3	3	3	3
	BUAER	16	16									
		164	16		1	6	8	133	143	146	144	147

DECLASSIFIED

TABLE 3 PROGRAM AIRCRAFT

PROGRAM INVENTORY BY STATUS AND PLANNED OPERATING ASSIGNMENTS

BY COMMAND, CLASS AND MODEL

CLASS AND MODEL	COMMAND	TOTAL	BUAER (M & S)		OPERATING COMMANDS				PLANNED ASSIGNMENTS			
					OPERATIONAL POOL							
						NOT READY FOR ISSUE						
			NON OPERATIONAL SUPPORT	RESERVE STOCK	READY FOR ISSUE	UNDG. INT REWK AIRLINE & PROG. MAINT.	OTHER	ON BOARD OPERATING INV	31 DEC 1959	31 MAR 1960	30 JUN 1960	30 SEP 1960
VR M	LANT	93			3			90	93	91	88	88
	PAC	47				2	1	44	42	42	42	42
	NABS	58						58	51	52	52	55
	NATRA	12						12	13	13	18	18
	NART	18						18	19	19	17	17
	R&D	7						7	12	12	8	8
	BUAER	94	37	57								
		329	37	57	3	2	1	229	230	229	225	228
VR C	LANT	28				2	6	20	23	23	18	18
	PAC	32				2		30	24	24	24	24
	NABS	12						12	15	15	15	15
	NART	1						1				
	R&D	1						1	1	1	2	2
	BUAER	4	4									
		78	4			4	6	64	63	63	59	59
		571	57	57	4	12	15	426	436	438	428	434
UTILITY												
VU SAR	LANT	20						20	21	20	19	19
	PAC	24			1		2	21	22	21	21	21
	NABS	17						17	17	15	15	15
	NATRA	2						2	2	2	2	2
	BUAER	36	25	11								
		99	25	11	1		2	60	62	58	57	57
VU TOW	LANT	10						10	11	11	11	11
	PAC	20					1	19	14	14	14	14
	R&D	1						1	1	1	1	1
	BUAER	50	4	46								
		81	4	46			1	30	26	26	26	26
VU T&D	LANT	1						1	1			
	PAC	7						7	3	3	3	3
	NABS	1						1				
	R&D	2						2	3	3	3	3
	BUAER	5	5									
		16	5					11	7	6	6	6
		196	34	57	1		3	101	95	90	89	89
TRAINING JET												
VT	LANT	100			11		9	80	91	90	89	89
	PAC	160			13		2	145	146	138	133	127
	NABS	67				1		66	71	82	85	86
	NATRA	300				8	4	288	297	306	306	306
	NART	52					1	51	55	55	55	61
	R&D	10						10	5	4	5	5
	BUAER	330	98	232								
		1019	98	232	24	9	16	640	665	675	673	674
VT D	PAC	6						6	6	6	6	6
	NABS	2						2				
	BUAER	7	3	4								
		15	3	4				8	6	6	6	6
VT KD	NABS	1						1				
	BUAER	6		6								
		7		6				1				
		1041	101	242	24	9	16	649	671	681	679	680
TRAINING PROP												
VT ME	LANT	54			8		1	45	42	38	26	25
	PAC	65			1		3	61	50	44	37	37
	NABS	211						211	185	186	180	180
	NATRA	131					1	130	117	84	78	78
	NART	42						42	42	42	42	42
	R&D								1	1	1	1
	BUAER	272	12	260								
		775	12	260	9		5	489	437	395	364	363

[redacted]

DECLASSIFIED

[redacted]

TABLE 3

PROGRAM AIRCRAFT

PROGRAM INVENTORY BY STATUS AND PLANNED OPERATING ASSIGNMENTS

BY COMMAND, CLASS AND MODEL

CLASS AND MODEL	COMMAND	TOTAL	BUAER (M & S)		OPERATING COMMANDS				PLANNED ASSIGNMENTS			
					OPERATIONAL POOL							
						NOT READY FOR ISSUE						
			NON OPERATIONAL SUPPORT	RESERVE STOCK	READY FOR ISSUE	UNDG. INT. REWK AIRLINE & PROG. MAINT.	OTHER	ON BOARD OPERATING INV.	31 DEC 1959	31 MAR 1960	30 JUN 1960	30 SEP 1960
VT MEP	LANT	1						1				
	PAC	8						8	6	5	4	4
	NABS	8						8	7	7	7	7
	NATRA	11			1			10	11	11	11	11
	NART	4						4	4	4	4	4
	BUAER	7	2	5								
		39	2	5	1			31	28	27	26	26
VT SE	LANT	14			4			10	15	15	15	14
	PAC	11					1	10	10	10	10	10
	NABS	46						46	36	36	36	36
	NATRA	632			12		9	611	580	571	565	565
	R&D	4						4	4	4	4	4
	BUAER	370	105	265								
		1077	105	265	16		10	681	645	636	630	629
VT E	NART								2	2	2	2
	BUAER	17	2	15								
		17	2	15					2	2	2	2
VT NAV	NATRA	5						5	4	4	4	4
	BUAER	1		1								
		6		1				5	4	4	4	4
VT D	LANT	2						2	2	2	2	2
	PAC	2						2	2	2	2	2
	NABS	3						3				
	R&D	2						2	5	4	4	4
	BUAER	1	1									
		10	1					9	9	8	8	8
		1924	122	546	26		15	1215	1125	1072	1034	1032
ROTARY WING												
HS	LANT	87						87	86	86	87	88
	PAC	56					1	55	56	56	57	60
	NART	30					1	29	25	27	27	27
	R&D	4						4	7	8	8	8
	BUAER	30	30									
		207	30				2	175	174	177	179	183
HO	LANT	15						15	14	14	14	14
	PAC	28			1		4	23	27	27	27	27
	NABS	13						13	11	10	10	10
	NATRA	19					1	18	19	19	19	19
	BUAER	23	23									
		98	23		1		5	69	71	70	70	70
HR L	LANT	84					1	83	79	80	80	80
	PAC	128					7	121	135	133	133	137
	NABS	26						26	32	33	31	31
	NATRA	10						10	10	10	12	12
	R&D	1						1	2	3	3	3
	BUAER	47	47									
		296	47				8	241	258	259	259	263
HR M	LANT	16						16	18	16	16	14
	PAC	18					1	17	18	18	16	13
	NABS	2						2	2	2	2	2
	BUAER	4	4									
		40	4				1	35	38	36	34	29
HU	LANT	55						55	53	49	47	46
	PAC	61			1		7	53	55	54	53	54
	NABS	21						21	20	20	20	20
	NATRA	16						16	23	23	21	21
	NART	20					1	19	25	27	27	27
	R&D	2						2	1			
	BUAER	72	23	49								
		247	23	49	1		8	166	177	173	168	168
HT	LANT	5						5	6	5	8	8
	PAC	5						5	4	5	6	6
	NATRA	36						36	39	37	35	35
	NART	1						1				
	BUAER	27	8	19								
		74	8	19				47	49	47	49	49
		962	135	68	2		24	733	767	762	759	762

[redacted]

DECLASSIFIED

TABLE 3 PROGRAM AIRCRAFT

PROGRAM INVENTORY BY STATUS AND PLANNED OPERATING ASSIGNMENTS

BY COMMAND, CLASS AND MODEL

CLASS AND MODEL	COMMAND	TOTAL	BUAER (M & S)		OPERATING COMMANDS				PLANNED ASSIGNMENTS			
					OPERATIONAL POOL							
						NOT READY FOR ISSUE						
			NON OPERATIONAL SUPPORT	RESERVE STOCK	READY FOR ISSUE	UNDG. INT. REWK AIRLINE & PROG. MAINT.	OTHER	ON BOARD OPERATING INV.	31 DEC 1959	31 MAR 1960	30 JUN 1960	30 SEP 1960
AIRSHIPS												
ZP	LANT	4					1	3	4	4	4	4
	R&D	2						2	3	3	3	3
	BUAER	24	2	22								
		30	2	22			1	5	7	7	7	7
ZW	LANT	4						4	4	4	4	4
	R&D	[illegible]		[illegible]					[illegible]	[illegible]		
	BUAER	1		1								
		5		1				4	5	5	4	4
		35	2	23			1	9	12	12	11	11
FIGHTER JET												
VF DAY												
* F8U 2	LANT	48			4	2		42	42	55	55	55
	PAC	41			10			31	38	54	74	74
	R&D	4						4	6	6	6	6
	BUAER	4	4									
		97	4		14	2		77	86	115	135	135
* F8U 1	LANT	92			7	8	5	72	103	113	113	109
	PAC	99			10	2	12	75	156	144	148	142
	R&D	3						3	6	6	6	6
	BUAER	51	50	1								
		245	50	1	17	10	17	150	265	263	267	257
* F8U 1E	LANT	42			1	7	2	32				
	PAC	66			1	5	6	54				
	R&D	1						1				
	BUAER	2	2									
		111	2		2	12	8	87				
* F11F 1	LANT	22			1	4	1	16	18	18	18	18
	PAC	53			10	7	3	33	28	28	14	14
	NATRA	57				11		46	60	70	80	80
	R&D	7						7	5	5	5	5
	BUAER	17	16	1								
		156	16	1	11	22	4	102	111	121	117	117
F9F 8	LANT	2			2							
	NATRA	41			8		1	32	35	29	14	14
	NART	7						7				
	R&D	3						3	3	3	2	2
	BUAER	108	1	107								
		161	1	107	10		1	42	38	32	16	16
F9F 7	BUAER	46		46								
		46		46								
F9F 6	NART	34					6	28				
	R&D	1						1				
	BUAER	152	1	151								
		187	1	151			6	29				
F3H 2M	PAC	8			6	2			6			
	R&D	1						1	1	1	1	
	BUAER	53	3	50								
		62	3	50	6	2		1	7	1	1	
FJ 4	PAC	87			36	20	10	21	22	18	18	18
	NATRA									18	32	32
	NART	13						13	25	25	25	25
	R&D	2						2	3	3	3	2
	BUAER	9	9									
		111	9		36	20	10	36	50	64	78	77
FJ 3	LANT	25						25	24	21	21	21
	NART	56				4	1	51	78	49	34	27
	R&D	4						4	4	4	4	4
	BUAER	105	39	66								
		190	39	66		4	1	80	106	74	59	52
FJ 3M	LANT	34			4	6	1	23	34	6	6	6
	NART	28						28	16	32	23	15
	BUAER	62	52	10								
		124	52	10	4	6	1	51	50	38	29	21
		1490	177	432	100	78	48	655	713	708	702	675

* COMBAT FIRST LINE MODELS.

TABLE 3 PROGRAM AIRCRAFT

PROGRAM INVENTORY BY STATUS AND PLANNED OPERATING ASSIGNMENTS

BY COMMAND, CLASS AND MODEL

CLASS AND MODEL	COMMAND	TOTAL	BUAER (M & S)		OPERATING COMMANDS				PLANNED ASSIGNMENTS			
					OPERATIONAL POOL							
						NOT READY FOR ISSUE						
			NON OPERATIONAL SUPPORT	RESERVE STOCK	READY FOR ISSUE	UNDG. INT. REWK AIRLINE & PROG. MAINT.	OTHER	ON BOARD OPERATING INV.	31 DEC 1959	31 MAR 1960	30 JUN 1960	30 SEP 1960
VF AW												
F8U 2N	LANT											4
	PAC											5
	R&D											4
												13
F2H 4	NART	40						40	42	37	35	20
	BUAER	18	10	8								
		58	10	8				40	42	37	35	20
F2H 3	PAC	2					1	1				
	NATRA	42			2			40	42	24	10	10
	NART	12						12	11	10	10	6
	BUAER	29	15	14								
		85	15	14	2		1	53	53	34	20	16
* F3H 2	LANT	76			5	5	5	61	53	53	53	53
	PAC	144			11	9	5	119	139	145	144	137
	R&D	4						4	10	10	13	13
	BUAER	24	24									
		248	24		16	14	10	184	202	208	210	203
* F3H 2X	BUAER	13	13									
		13	13									
* F3H 2N	PAC	6				3		3				
	R&D	5						5	8	8	4	
	BUAER	34	20	14								
		45	20	14		3		8	8	8	4	
* F4H 1	PAC										2	8
	R&D										2	4
	BUAER	8	8									
		8	8								4	12
F3D 2	PAC	1						1				
	R&D	4						4				
		5						5				
F3D 2T2	LANT	12			9			3	11	11	11	7
	PAC	4						4	1	1	1	1
	R&D	5						5				
	BUAER	16	4	12								
		37	4	12	9			12	12	12	12	8
F3D 2M	R&D	2						2				
		2						2				
F4D 1	LANT	104			4	11	3	86	91	91	91	91
	PAC	173			17	23	7	126	130	120	119	117
	R&D	9						9	10	10	10	10
	BUAER	21	21									
		307	21		21	34	10	221	231	221	220	218
		808	115	48	48	51	21	525	548	520	505	490
VF P												
* F8U 1P	LANT	39			6	1	1	31	33	33	33	33
	PAC	59			10		1	48	50	50	50	50
	NABS	1						1	1	1	1	1
	R&D	1						1	2	2	2	2
	BUAER	10	9	1								
		110	9	1	16	1	2	81	86	86	86	86
F9F 8P	LANT	6					1	5				
	PAC	6			1			5				
	NATRA	4						4	9	9	9	9
	NART	8						8		4		1
	R&D	1						1				
	BUAER	71		71								
		96		71	1		1	23	9	13	9	10
F9F 6P	NATRA	3						3				
		3						3				
		209	9	72	17	1	3	107	95	99	95	96
VF D												
* F8U 1D	NABS	2						2	2	2	2	2
	BUAER	1	1									
		3	1					2	2	2	2	2
F9F 6D	PAC	2						2				
	NABS	5						5				
	R&D	4						4	5	5	5	5
	BUAER	14	2	12								
		25	2	12				11	5	5	5	5

* COMBAT FIRSTLINE MODELS.

DECLASSIFIED

CONFIDENTIAL

TABLE 3 PROGRAM AIRCRAFT

PROGRAM INVENTORY BY STATUS AND PLANNED OPERATING ASSIGNMENTS

BY COMMAND, CLASS AND MODEL

CLASS AND MODEL	COMMAND	TOTAL	BUAER (M & S)		OPERATING COMMANDS				PLANNED ASSIGNMENTS			
					OPERATIONAL POOL							
						NOT READY FOR ISSUE						
			NON OPERATIONAL SUPPORT	RESERVE STOCK	READY FOR ISSUE	UNDG. INT. REWK AIRLINE & PROG. MAINT.	OTHER	ON BOARD OPERATING INV.	31 DEC 1959	31 MAR 1960	30 JUN 1960	30 SEP 1960
FJ 3D	LANT	1						1				
	PAC	9						9	12	12	12	12
	BUAER	17	17									
		27	17					10	12	12	12	12
FJ 3D2	LANT	8				1		7	7	7	7	7
	PAC	12			1			11	12	12	12	14
	NABS	2						2	2	4	4	4
	R&D	1						1	2	3	3	3
	BUAER	5	5									
		28	5		1	1		21	23	26	26	28
FJ 3D2X	BUAER	2	2									
		2	2									
		85	27	12	1	1		44	42	45	45	47
VF KD												
* F8U 1KD	BUAER	1		1								
		1		1								
F9F 5KD	PAC	9						9	6	4	4	4
	BUAER	4		4								
		13		4				9	6	4	4	4
F9F 2KD	BUAER	2		2								
		2		2								
		16		7				9	6	4	4	4
VF Q												
F3D 2Q	LANT	9						9	8	6	6	6
	PAC	18					1	17	16	14	14	14
	BUAER	2	2									
		29	2				1	26	24	20	20	20
ATTACK JET		29	2				1	26	24	20	20	20
VA DAY												
* A4D 2	LANT	281			10	13	4	254	244	237	232	208
	PAC	201			8	14	7	172	183	183	183	183
	R&D	3						3	4	4	4	4
	BUAER	10	10									
		495	10		18	27	11	429	431	424	419	395
* A4D 2N	LANT								3	18	42	66
	PAC								8	40	68	90
	BUAER	38	38									
		38	38						11	58	110	156
A4D 1	LANT	36			1	1	5	29	33	25	6	5
	PAC	66			4	5	4	53	64	59	24	3
	NART											16
	R&D	6						6	5	5	5	5
	BUAER	15	15									
		123	15		5	6	9	88	102	89	35	29
* FJ 4B	PAC	163			1	21	13	128	149	125	120	115
	R&D	5				1	1	3	2	2	2	2
	BUAER	14	14									
		182	14		1	22	14	131	151	127	122	117
F9F 8B	LANT	9			4			5				
	NATRA	143			10		2	131	92	100	114	114
	NART	70					1	69	64	64	64	48
	R&D	2						2	3	3	3	3
	BUAER	80	31	49								
		304	31	49	14		3	207	159	167	181	165
		1142	108	49	38	55	37	855	854	865	867	862
VA AW												
A3J 1	LANT										3	6
	PAC									1	1	1
	R&D								1	1	1	1
									1	2	5	8
									1	2	5	8
VA P												
* A3D 2P	LANT	4						4	7	10	10	10
	PAC	7						7	7	10	10	10
	BUAER	4	4									
		15	4					11	14	20	20	20
A3D 1P	R&D	1						1				
		1						1				
		16	4					12	14	20	20	20

* COMBAT FIRST LINE MODELS.

CONFIDENTIAL

DECLASSIFIED

[redacted]

TABLE 3 PROGRAM AIRCRAFT

PROGRAM INVENTORY BY STATUS AND PLANNED OPERATING ASSIGNMENTS

BY COMMAND, CLASS AND MODEL

CLASS AND MODEL	COMMAND	TOTAL	BUAER (M & S)		OPERATING COMMANDS				PLANNED ASSIGNMENTS			
					OPERATIONAL POOL							
						NOT READY FOR ISSUE						
			NON OPERATIONAL SUPPORT	RESERVE STOCK	READY FOR ISSUE	UNDG. INT. REWK AIRLINE & PROG. MAINT.	OTHER	ON BOARD OPERATING INV.	31 DEC 1959	31 MAR 1960	30 JUN 1960	30 SEP 1960
VA Q												
* A3D 2Q	LANT	1						1	3	7	8	8
	PAC								2	7	8	8
	R&D	1						1				
	BUAER	2	2									
		4	2					2	5	14	16	16
A3D 1Q	LANT	1						1	1	1	1	1
	PAC	1						1	1	1	1	1
		2						2	2	2	2	2
		6	2					4	7	16	18	18
VA HT												
A3D 2T	LANT								1	4	4	4
	PAC								2	4	4	4
	BUAER	1	1									
		1	1						3	8	8	8
		1	1						3	8	8	8
VA H												
* A3D 2	LANT	56				6	4	46	51	53	53	46
	PAC	53				8	4	41	44	43	43	48
	R&D	4						4	1	1	1	1
	BUAER	7	7									
		120	7			14	8	91	96	97	97	95
A3D 1	LANT	16				3	1	12	10	10	10	11
	PAC	8						8	10	10	10	10
	R&D	2						2	1	1	1	1
	BUAER	6	6									
		32	6			3	1	22	21	21	21	22
		152	13			17	9	113	117	118	118	117
ATTACK PROP												
VA DAY												
AD 7	PAC	44					1	43	43	43	43	43
	R&D								2	2	2	2
	BUAER	11	11									
		55	11				1	43	45	45	45	45
AD 6	LANT	100			4		9	87	90	90	90	90
	PAC	83			8		1	74	73	72	72	71
	NABS	7						7	7	7	7	7
	NATRA	32						32	24	22	21	21
	R&D	1						1	2	2	2	2
	BUAER	194	108	86								
		417	108	86	12		10	201	196	193	192	191
AD 5	LANT	13						13	9	8	6	6
	PAC	16			1			15	16	14	9	9
	NABS	10						10	7	5	5	5
	NATRA	6					1	5	5	5	5	5
	NART	50						50	59	59	59	59
	R&D	3						3	3	3	3	3
	BUAER	58	44	14								
		156	44	14	1		1	96	99	94	87	87
AD 4B	NABS	1						1				
		1						1				
		629	163	100	13		12	341	340	332	324	323
VA AW												
AD 5N	LANT	1						1				
	PAC	9			1			8				
	NATRA	11			4			7	4	4	4	4
	NART	17			1			16	11	11	11	11
	R&D	4						4	1	1	1	1
	BUAER	62	42	20								
		104	42	20	6			36	16	16	16	16
AD 5Q	LANT	14			4			10	12	12	12	12
	PAC	19						19	16	16	16	16
	NABS	2						2	2	2	2	2
	R&D								1	1	1	1
	BUAER	14	14									
		49	14		4			31	31	31	31	31

* COMBAT [redacted]T LINE MODELS.

[redacted]

DECLASSIFIED

TABLE 3 PROGRAM AIRCRAFT

PROGRAM INVENTORY BY STATUS AND PLANNED OPERATING ASSIGNMENTS

BY COMMAND, CLASS AND MODEL

CLASS AND MODEL	COMMAND	TOTAL	BUAER (M & S)		OPERATING COMMANDS				PLANNED ASSIGNMENTS			
					OPERATIONAL POOL							
						NOT READY FOR ISSUE						
			NON OPERATIONAL SUPPORT	RESERVE STOCK	READY FOR ISSUE	UNDG. INT. REWK AIRLINE & PROG. MAINT.	OTHER	ON BOARD OPERATING INV	31 DEC 1959	31 MAR 1960	30 JUN 1960	30 SEP 1960
TF 1Q	LANT	2						2	2	2	2	2
	PAC	2						2	2	2	2	2
		4						4	4	4	4	4
		157	56	20	10			71	51	51	51	51
VA W												
* WF 2	LANT	6					6		9	12	16	18
	PAC								9	13	18	19
	R&D	1						1				
	BUAER	10	10									
		17	10				6	1	18	25	34	37
AD 5W	LANT	38					3	35	35	32	28	26
	PAC	41			1			40	41	39	33	30
	R&D	1						1	2	2	2	2
	BUAER	89	24	65								
		169	24	65	1		3	76	78	73	63	58
		186	34	65	1		9	77	96	98	97	95
VA P												
AJ 2P	LANT	4						4				
	PAC	5						5	5	2		
	BUAER	6		6								
		15		6				9	5	2		
		15		6				9	5	2		
VA Q												
P4M 1Q	LANT	3						3	3			
	PAC	4						4	4			
		7						7	7			
		7						7	7			
VA H												
AJ 2	BUAER	36		36								
		36		36								
		36		36								
ANTI SUBMARINE												
VS												
S2F 3	LANT										2	5
	PAC										1	2
											3	7
* S2F 2	LANT	22			1			21	16	16	15	12
	PAC	18			3			15	12	10	9	8
	R&D								2	2	2	2
	BUAER	14	14									
		54	14		4			36	30	28	26	22
* S2F 1X	BUAER	7	7									
		7	7									
* S2F 1	LANT	118			4	7	1	106	110	109	106	106
	PAC	76			10	7		59	66	66	66	66
	NABS	2						2	2	2	2	2
	NATRA	19						19	30	30	30	30
	NART	172				8	3	161	174	174	174	168
	R&D	2						2	5	5	5	5
	BUAER	70	70									
		459	70		14	22	4	349	387	386	383	377
* S2F 1T	NATRA	69				2		67				
	BUAER	2	2									
		71	2			2		67				
* S2F 1TX	BUAER	22	22									
		22	22									
S2F 1 1T	NATRA								47	47	47	47
									47	47	47	47
		613	115		18	24	4	452	464	461	459	453
PATROL												
VP L												
* P2V 7	LANT	62				2		60	66	66	66	63
	PAC	49						49	48	48	48	52
	R&D	2						2	2	2	2	2
	BUAER	31	31									
		144	31			2		111	116	116	116	117
P2V 6	NART	13						13				
	BUAER	9	6	3								
		22	6	3				13				

* COMBAT FIRST LINE MODELS.

[redacted]

DECLASSIFIED

TABLE 3

PROGRAM AIRCRAFT

PROGRAM INVENTORY BY STATUS AND PLANNED OPERATING ASSIGNMENTS

BY COMMAND, CLASS AND MODEL

CLASS AND MODEL	COMMAND	TOTAL	BUAER (M & S)		OPERATING COMMANDS				PLANNED ASSIGNMENTS			
					OPERATIONAL POOL							
						NOT READY FOR ISSUE						
			NON OPERATIONAL SUPPORT	RESERVE STOCK	READY FOR ISSUE	UNDG. INT. REWK AIRLINE & PROG. MAINT.	OTHER	ON BOARD OPERATING INV.	31 DEC 1959	31 MAR 1960	30 JUN 1960	30 SEP 1960
P2V6M 6T	NATRA								12	13	15	
									12	13	15	
P2V 6F	NART	2						2				
		2						2				
P2V 6 6F	NART								15	13	12	12
									15	13	12	12
P2V 6M	R&D	1						1	1	1	1	1
	BUAER	9	4	5								
		10	4	5				1	1	1	1	1
P2V 6T	NATRA	12						12				
		12						12				
P2V 6TX	BUAER	3	1	2								
		3	1	2								
* P2V 5F	LANT	88				2		86	73	72	72	72
	PAC	65				2		63	62	62	62	56
	NART	60				3		57	68	68	68	68
	R&D	7				1		6	6	7	7	7
	BUAER	65	65									
		285	65			8		212	209	209	209	203
* P2V 5JF	NART	1						1				
	BUAER	2	2									
		3	2					1				
P2V 4	NART	22						22	20	19	17	16
	R&D	3						3	3	2	2	2
	BUAER	17		17								
		42		17				25	23	21	19	18
P2V 3	NATRA	10						10	6	3	2	
		10						10	6	3	2	
P2V 3B	LANT	4						4	3			
	PAC	3						3	3			
	BUAER	9		9								
		16		9				7	6			
P2V 3W	BUAER	5		5								
		5		5								
		554	109	41		10		394	388	376	374	351
VP LD												
* P2V 5FD	LANT	1						1	1	2	2	2
	PAC	2						2	2	2	2	2
	NABS	1						1				
	R&D								1	1	1	1
	BUAER	1	1									
		5	1					4	4	5	5	5
* P2V 5FDX	BUAER	1	1									
		1	1									
		6	2					4	4	5	5	5
VP S												
* P5M 2	LANT	21						21	25	25	25	26
	PAC	37					3	34	36	36	36	39
	BUAER	26	26									
		84	26				3	55	61	61	61	65
P5M 1	LANT	32						32	25	25	25	24
	PAC	40			3		2	35	36	36	36	33
	NATRA	7			7							
	R&D	1						1				
	BUAER	18	9	9								
	" "	98	9	9	10		2	68	61	61	61	57
		182	35	9	10		5	123	122	122	122	122

* COMBAT FIRST LINE MODELS.

[redacted]

DECLASSIFIED

TABLE 3

PROGRAM AIRCRAFT

PROGRAM INVENTORY BY STATUS AND PLANNED OPERATING ASSIGNMENTS

BY COMMAND, CLASS AND MODEL

CLASS AND MODEL	COMMAND	TOTAL	BUAER (M & S)		OPERATING COMMANDS				PLANNED ASSIGNMENTS			
					OPERATIONAL POOL							
						NOT READY FOR ISSUE						
			NON OPERATIONAL SUPPORT	RESERVE STOCK	READY FOR ISSUE	UNDG. INT. REWK AIRLINE & PROG. MAINT.	OTHER	ON BOARD OPERATING INV.	31 DEC 1959	31 MAR 1960	30 JUN 1960	30 SEP 1960
WARNING												
VW WEA												
* WV 3	LANT	7				1		6	6	6	6	6
		7				1		6	6	6	6	6
		7				1		6	6	6	6	6
VW AEW												
* WV 4X	BUAER	2	2									
		2	2									
WV 2	LANT	49			5	6	3	35	37	37	36	30
	PAC	52				10		42	43	43	43	43
	NABS	3						3	3	3	3	3
	NATRA	6				1		5	5	4	4	4
	R&D	6						6	6	6	6	6
	BUAER	8		8								
		124		8	5	17	3	91	94	93	92	86
		126	2	8	5	17	3	91	94	93	92	86
VW Q												
* WV 2Q	LANT								2	4	4	4
	PAC								1	3	3	3
	BUAER	7	7									
		7	7						3	7	7	7
		7	7						3	7	7	7
OBSERVATION												
VO												
OE 2	LANT	4						4	5	5	5	5
	PAC	11						11	12	12	12	12
	BUAER	6	6									
		21	6					15	17	17	17	17
OE 1	LANT	9			1			8	7	7	7	7
	PAC	16					2	14	12	12	12	12
	BUAER	2	2									
		27	2		1		2	22	19	19	19	19
		48	8		1		2	37	36	36	36	36
TRANSPORT												
VR H												
R6D 1	LANT	2						2	2	2	2	2
	PAC	10						10	12	12	12	12
	BUAER	5	5									
		17	5					12	14	14	14	14
R7V 1	LANT	5				2		3	5	5	5	5
	PAC	7				2		5	5	5	5	5
	NABS	1						1				
		13				4		9	10	10	10	10
R5D 2 3	PAC								31	29	29	29
	NABS								7	7	7	7
	NATRA								1	1	1	1
	NART								32	34	34	35
	R&D								2	2	2	2
									73	73	73	74
R5D 5	LANT	12			1		2	9	12	12	12	11
	PAC	1						1	2	5	5	5
	NABS	1						1	2	2	2	2
		14			1		2	11	16	19	19	18
R5D 3	LANT	3						3				
	PAC	24				2	1	21				
	NABS	7						7	3	3	3	3
	NART	19					1	18				
	R&D	1						1				
	BUAER	5	5									
		59	5			2	2	50	3	3	3	3

* COMBAT FIRST LINE MODELS.

DECLASSIFIED

[redacted]

TABLE 3 PROGRAM AIRCRAFT

PROGRAM INVENTORY BY STATUS AND PLANNED OPERATING ASSIGNMENTS

BY COMMAND, CLASS AND MODEL

CLASS AND MODEL	COMMAND	TOTAL	BUAER (M & S)		OPERATING COMMANDS				PLANNED ASSIGNMENTS			
					OPERATIONAL POOL							
						NOT READY FOR ISSUE						
			NON OPERATIONAL SUPPORT	RESERVE STOCK	READY FOR ISSUE	UNDG. INT. REWK AIRLINE & PROG. MAINT.	OTHER	ON BOARD OPERATING INV.	31 DEC 1959	31 MAR 1960	30 JUN 1960	30 SEP 1960
R5D 2	PAC	10					1	9				
	NABS	3						3				
	NATRA	1						1	1	1	1	1
	NART	15					2	13				
	BUAER	2	2									
		31	2	-			3	26	1	1	1	1
R5D 5R	LANT	1						1	1	1	1	1
		1						1	1	1	1	1
R5D 4R	LANT	1						1	1	1		
	PAC	2						2	2	2	2	2
	NABS	1						1	1	1	1	2
	NATRA	2						2	1	1	1	1
	NART	5						5	6	6	5	5
	R&D	1						1	1	1	1	1
	BUAER	2	2									
		14	2					12	12	12	10	11
R6D 1Z	LANT	4						4	3	3	3	3
	PAC	2						2	2	2	2	2
		6						6	5	5	5	5
R5D Z	LANT								2	2	2	2
	PAC								2	2	2	2
	NABS								1	1	1	1
	NATRA								2	2	2	2
									7	7	7	7
R5D 5Z	PAC	1					1		1	1	1	1
		1					1		1	1	1	1
R5D 3Z	NABS	1						1				
	NATRA	1						1				
		2						2				
R5D 2Z	LANT	1						1				
	PAC	2						2				
	BUAER	2	2									
		5	2					3				
R5D 1Z	NATRA	1						1				
		1						1				
C 130BL	LANT											2
												2
		164	16		1	6	8	133	143	146	144	147
VR M												
R4Q 2	LANT	28						28	29	29	29	29
	PAC	15				2		13	13	13	13	13
	BUAER	10	10									
		53	10			2		41	42	42	42	42
R4Q 1	BUAER	33		33								
		33		33								
R4Q 8	LANT	21						21	21	21	21	21
	PAC	14						14	13	13	13	13
	NABS	28						28	24	24	24	24
	NATRA	8						8	8	8	13	13
	NART	10						10	10	10	10	10
	R&D	2						2	4	4	3	3
	BUAER	11	10	1								
		94	10	1				83	80	80	84	84

[redacted]

DECLASSIFIED

CONFIDENTIAL

TABLE 3

PROGRAM AIRCRAFT

PROGRAM INVENTORY BY STATUS AND PLANNED OPERATING ASSIGNMENTS

BY COMMAND, CLASS AND MODEL

CLASS AND MODEL	COMMAND	TOTAL	BUAER (M & S)		OPERATING COMMANDS				PLANNED ASSIGNMENTS			
					OPERATIONAL POOL							
						NOT READY FOR ISSUE						
			NON OPERATIONAL SUPPORT	RESERVE STOCK	READY FOR ISSUE	UNDG. INT. REWK AIRLINE & PROG. MAINT.	OTHER	ON BOARD OPERATING INV.	31 DEC 1959	31 MAR 1960	30 JUN 1960	30 SEP 1960
R4D 5 6	LANT								23	21	21	21
	PAC								11	11	11	11
	NABS								8	9	9	9
	NART								7	7	5	5
	R&D								6	6	3	3
									55	54	49	49
R4D 6	LANT	16			2			14				
	PAC	8					1	7				
	NABS	7						7	4	4	4	4
	NATRA	2						2	2	2	2	2
	NART	4						4				
	R&D	1						1				
	BUAER	11	6	5								
		49	6	5	2		1	35	6	6	6	6
R4D 5	LANT	12			1			11				
	PAC	5						5				
	NABS	11						11	3	3	3	3
	NATRA								1	1	1	1
	NART	3						3				
	R&D	1						1				
	BUAER	12	7	5								
		44	7	5	1			31	4	4	4	4
R4D 6R	LANT	1						1	1	1	1	1
	NART								1	1	1	1
	BUAER	3		3								
		4		3				1	2	2	2	2
R4D 5R	BUAER	7		7								
		7		7								
R4D 8Z	PAC	1						1	1	1	1	1
	NABS	1						1	1	1	1	1
	BUAER	1	1									
		3	1					2	2	2	2	2
R4D 6Z	BUAER	3		3								
		3		3								
R4Y 1 2	R&D								2	2	2	2
									2	2	2	2
R4Y 2	NABS	2						2	2	2	2	2
		2						2	2	2	2	2
R4Y 1	LANT	15						15	19	19	16	16
	PAC	4						4	4	4	4	4
	NABS	8						8	8	8	8	11
	NATRA	2						2	2	2	2	2
	NART	1						1	1	1	1	1
	R&D	3						3				
	BUAER	3	3									
		36	3					33	34	34	31	34
R4Y 1Z	NABS	1						1	1	1	1	1
		1						1	1	1	1	1
		329	37	57	3	2	1	229	230	229	225	228
VR C												
TF 1	LANT	28				2	6	20	23	23	18	18
	PAC	32				2		30	24	24	24	24
	NABS	12						12	15	15	15	15
	NART	1						1				
	R&D	1						1	1	1	2	2
	BUAER	4	4									
		78	4			4	6	64	63	63	59	59
		78	4			4	6	64	63	63	59	59

CONFIDENTIAL

[redacted]

DECLASSIFIED

TABLE 3

PROGRAM AIRCRAFT

PROGRAM INVENTORY BY STATUS AND PLANNED OPERATING ASSIGNMENTS

BY COMMAND, CLASS AND MODEL

CLASS AND MODEL		COMMAND	TOTAL	BUAER (M & S) NON OPERATIONAL SUPPORT	BUAER (M & S) RESERVE STOCK	OPERATING COMMANDS OPERATIONAL POOL READY FOR ISSUE	OPERATING COMMANDS OPERATIONAL POOL NOT READY FOR ISSUE UNDG. INT. REWK AIRLINE & PROG. MAINT.	OPERATING COMMANDS OPERATIONAL POOL NOT READY FOR ISSUE OTHER	OPERATING COMMANDS ON BOARD OPERATING INV	PLANNED ASSIGNMENTS 31 DEC 1959	PLANNED ASSIGNMENTS 31 MAR 1960	PLANNED ASSIGNMENTS 30 JUN 1960	PLANNED ASSIGNMENTS 30 SEP 1960
UTILITY													
VU SAR													
	UF 2	LANT	7						7	7	10	11	12
		PAC	7			1			6	10	13	14	15
		NABS	2						2	2	2	2	2
		BUAER	5	5									
			21	5		1			15	19	25	27	29
	UF 2X	BUAER	9	9									
			9	9									
	UF 1 1T	LANT								2	1		
		NATRA								2	2	2	2
										4	3	2	2
	UF 1	LANT	8						8	6	3	2	1
		PAC	17					2	15	12	8	7	6
		NABS	10						10	15	13	13	13
		NATRA	2						2				
		BUAER	20	9	11								
			57	9	11			2	35	33	24	22	20
	UF 1T	NABS	5						5				
			5						5				
	UC 1	LANT	5						5	6	6	6	6
		BUAER	2	2									
			7	2					5	6	6	6	6
			99	25	11	1		2	60	62	58	57	57
VU TOW													
	JD 1	LANT	10						10	11	11	11	11
		PAC	20					1	19	14	14	14	14
		R&D	1						1	1	1	1	1
		BUAER	39	3	36								
			70	3	36			1	30	26	26	26	26
	JD 1X	BUAER	11	1	10								
			11	1	10								
			81	4	46			1	30	26	26	26	26
VU T&D													
	JD 1D	LANT	1						1	1			
		PAC	7						7	3	3	3	3
		NABS	1						1				
		R&D	2						2	3	3	3	3
		BUAER	5	5									
			16	5					11	7	6	6	6
			16	5					11	7	6	6	6

[redacted]

DECLASSIFIED

CONFIDENTIAL

TABLE 3 PROGRAM AIRCRAFT

PROGRAM INVENTORY BY STATUS AND PLANNED OPERATING ASSIGNMENTS

BY COMMAND, CLASS AND MODEL

CLASS AND MODEL		COMMAND	TOTAL	BUAER (M & S)		OPERATING COMMANDS				PLANNED ASSIGNMENTS			
						OPERATIONAL POOL							
							NOT READY FOR ISSUE						
				NON OPERATIONAL SUPPORT	RESERVE STOCK	READY FOR ISSUE	UNDG. INT. REWK AIRLINE & PROG. MAINT.	OTHER	ON BOARD OPERATING INV.	31 DEC 1959	31 MAR 1960	30 JUN 1960	30 SEP 1960
TRAINING JET													
VT													
	T2J 1	NATRA	42						42	71	100	129	129
		R&D	1						1	1	1	2	2
		BUAER	29	29									
			72	29					43	72	101	131	131
	T2V 1	NABS	7				1		6	19	37	48	49
		NATRA	125				8		117	105	105	76	76
		R&D	4						4	4	3	3	3
		BUAER	7	7									
			143	7			9		127	128	145	127	128
	TV 2	LANT	20			6		1	13	13	12	7	7
		PAC	35					2	33	26	18	13	10
		NABS	59						59	51	44	36	36
		NATRA	11						11	10			
		NART	37					1	36	40	40	40	46
		BUAER	272	41	231								
			434	41	231	6		4	152	140	114	96	99
	TT 1	NATRA	11					2	9	10			
			11					2	9	10			
	F9F 8T	LANT	80			5		8	67	78	78	82	82
		PAC	125			13			112	120	120	120	117
		NABS	1						1	1	1	1	1
		NATRA	111					2	109	101	101	101	101
		NART	15						15	15	15	15	15
		R&D	5						5				
		BUAER	22	21	1								
			359	21	1	18		10	309	315	315	319	316
			1019	98	232	24	9	16	640	665	675	673	674
VT D													
	TV 2D	PAC	6						6	6	6	6	6
		NABS	2						2				
		BUAER	7	3	4								
			15	3	4				8	6	6	6	6
			15	3	4				8	6	6	6	6
VT KD													
	TV 2KD	NABS	1						1				
		BUAER	6		6								
			7		6				1				
			7		6				1				

CONFIDENTIAL

[redacted]

DECLASSIFIED

TABLE 3

PROGRAM AIRCRAFT

PROGRAM INVENTORY BY STATUS AND PLANNED OPERATING ASSIGNMENTS

BY COMMAND, CLASS AND MODEL

CLASS AND MODEL		COMMAND	TOTAL	BUAER (M & S)		OPERATING COMMANDS				PLANNED ASSIGNMENTS			
						OPERATIONAL POOL							
							NOT READY FOR ISSUE						
				NON OPERATIONAL SUPPORT	RESERVE STOCK	READY FOR ISSUE	UNDG. INT. REWK AIRLINE & PROG. MAINT.	OTHER	ON BOARD OPERATING INV.	31 DEC 1959	31 MAR 1960	30 JUN 1960	30 SEP 1960
TRAINING PROP													
VT ME													
	JRB 6	NABS	23						23	14	13		
		BUAER	46		46								
			69		46				23	14	13		
	SNB 5	LANT	54			8		1	45	42	38	26	25
		PAC	65			1		3	61	50	44	37	37
		NABS	188						188	171	173	180	180
		NATRA	131					1	130	117	84	78	78
		NART	42						42	42	42	42	42
		R&D								1	1	1	1
		BUAER	226	12	214								
			706	12	214	9		5	466	423	382	364	363
			775	12	260	9		5	489	437	395	364	363
VT MEP													
	SNB 5P	LANT	1						1				
		PAC	8						8	6	5	4	4
		NABS	8						8	7	7	7	7
		NATRA	11			1			10	11	11	11	11
		NART	4						4	4	4	4	4
		BUAER	7	2	5								
			39	2	5	1			31	28	27	26	26
			39	2	5	1			31	28	27	26	26
VT SE													
	T 34B	LANT	1						1	1	1	1	
		NABS	9						9				
		NATRA	175			12		1	162	165	165	165	165
		R&D	1						1	1	1	1	1
		BUAER	206	30	176								
			392	30	176	12		1	173	167	167	167	166
	T 28B	LANT	13			4			9	14	14	14	14
		PAC	11					1	10	10	10	10	10
		NABS	37						37	36	36	36	36
		NATRA	301					6	295	265	256	250	250
		R&D	3						3	3	3	3	3
		BUAER	56	32	24								
			421	32	24	4		7	354	328	319	313	313
	T 28C	NATRA	156					2	154	150	150	150	150
		BUAER	108	43	65								
			264	43	65			2	154	150	150	150	150
			1077	105	265	16		10	681	645	636	630	629

[redacted]

DECLASSIFIED

[redacted]

TABLE 3 PROGRAM AIRCRAFT

PROGRAM INVENTORY BY STATUS AND PLANNED OPERATING ASSIGNMENTS

BY COMMAND, CLASS AND MODEL

CLASS AND MODEL		COMMAND	TOTAL	BUAER (M & S)		OPERATING COMMANDS				PLANNED ASSIGNMENTS			
						OPERATIONAL POOL							
							NOT READY FOR ISSUE						
				NON OPERATIONAL SUPPORT	RESERVE STOCK	READY FOR ISSUE	UNDG. INT. REWK AIRLINE & PROG. MAINT.	OTHER	ON BOARD OPERATING INV.	31 DEC 1959	31 MAR 1960	30 JUN 1960	30 SEP 1960
VT E													
	R4D 5Q	BUAER	1		1								
			1		1								
	R4D 5S6S	NART								2	2	2	2
										2	2	2	2
	R4D 6S	BUAER	6	1	5								
			6	1	5								
	R4D 5S	BUAER	10	1	9								
			10	1	9								
			17	2	15					2	2	2	2
VT NAV													
	R4D 7	NATRA	5						5	4	4	4	4
		BUAER	1		1								
			6		1				5	4	4	4	4
			6		1				5	4	4	4	4
VT D													
	T 28BD	LANT	2						2	2	2	2	2
		PAC	2						2	2	2	2	2
		NABS	3						3				
		R&D	2						2	5	4	4	4
		BUAER	1	1									
			10	1					9	9	8	8	8
			10	1					9	9	8	8	8
ROTARY WING													
HS													
	* HSS 2	LANT										2	4
		PAC										1	3
		BUAER	2	2									
			2	2								3	7
	* HSS 1	LANT	70						70	66	66	54	41
		PAC	39						39	40	38	36	28
		NART	30					1	29	25	27	27	27
		R&D	3						3	6	6	6	6
		BUAER	28	28									
			170	28				1	141	137	137	123	102
	* HSS 1N	LANT	17						17	20	20	31	43
		PAC	17					1	16	16	18	20	29
		R&D	1						1	1	2	2	2
			35					1	34	37	40	53	74
			207	30				2	175	174	177	179	183
HO													
	* HOK 1	LANT	12						12	12	12	12	12
		PAC	27			1		4	22	26	26	26	26
		NABS	8						8	7	6	6	6
		BUAER	15	15									
			62	15		1		4	42	45	44	44	44
	HO4S 3	LANT	3						3	2	2	2	2
		PAC	1						1	1	1	1	1
		NABS	5						5	4	4	4	4
		NATRA	19					1	18	19	19	19	19
		BUAER	8	8									
			36	8				1	27	26	26	26	26
			98	23		1		5	69	71	70	70	70

* COMBAT FIRST LINE MODELS.

[redacted]

[redacted]

DECLASSIFIED

TABLE 3

PROGRAM AIRCRAFT

PROGRAM INVENTORY BY STATUS AND PLANNED OPERATING ASSIGNMENTS

BY COMMAND, CLASS AND MODEL

CLASS AND MODEL	COMMAND	TOTAL	BUAER (M & S)		OPERATING COMMANDS				PLANNED ASSIGNMENTS			
					OPERATIONAL POOL							
						NOT READY FOR ISSUE						
			NON OPERATIONAL SUPPORT	RESERVE STOCK	READY FOR ISSUE	UNDG. INT. REWK AIRLINE & PROG. MAINT.	OTHER	ON BOARD OPERATING INV.	31 DEC 1959	31 MAR 1960	30 JUN 1960	30 SEP 1960
HR L												
HRS 3	LANT	31					1	30	30	26	26	26
	PAC	35						35	35	33	31	31
	NABS	11						11	16	17	15	15
	NATRA	10						10	10	10	12	12
	R&D	1						1	1	1	1	1
	BUAER	31	31									
		119	31				1	87	92	87	85	85
* HUS 1	LANT	53						53	49	54	54	54
	PAC	93					7	86	100	100	102	106
	NABS	12						12	12	12	12	12
	R&D								1	2	2	2
	BUAER	16	16									
		174	16				7	151	162	168	170	174
* HUS 1Z	NABS	3						3	4	4	4	4
		3						3	4	4	4	4
		296	47				8	241	258	259	259	263
HR M												
* HR2S 1	LANT	16						16	18	16	16	14
	PAC	18					1	17	18	18	16	13
	NABS	2						2	2	2	2	2
	BUAER	4	4									
		40	4				1	35	38	36	34	29
		40	4				1	35	38	36	34	29
HU												
HU2K 1	LANT											1
	PAC										1	1
											1	2
* HUK 1	LANT	8						8	10	10	10	10
	PAC	11					1	10	10	10	10	10
	R&D	1						1	1			
		20					1	19	21	20	20	20
* HUS 1A	LANT	10						10	10	8	8	8
	PAC	7						7	2			
	NABS	3						3	1	1	1	1
	BUAER	2	2									
		22	2					20	13	9	9	9
HUL 1	LANT	6						6	6	6	6	7
	PAC	4						4	6	6	7	7
	BUAER	6	6									
		16	6					10	12	12	13	14
HUP 3	LANT									1	6	13
	PAC									2	6	13
	BUAER	49		49								
		49		49						3	12	26
HUP 2	LANT	31						31	27	24	17	7
	PAC	39			1		6	32	37	36	29	23
	NABS	18						18	19	19	19	19
	NATRA	16						16	23	23	21	21
	NART	20					1	19	25	27	27	27
	R&D	1						1				
	BUAER	15	15									
		140	15		1		7	117	131	129	113	97
		247	23	49	1		8	166	177	173	168	168

[redacted] LINE MODELS.

[redacted]

DECLASSIFIED

[redacted]

TABLE 3 PROGRAM AIRCRAFT

PROGRAM INVENTORY BY STATUS AND PLANNED OPERATING ASSIGNMENTS

BY COMMAND, CLASS AND MODEL

CLASS AND MODEL	COMMAND	TOTAL	BUAER (M & S)		OPERATING COMMANDS				PLANNED ASSIGNMENTS			
					OPERATIONAL POOL							
						NOT READY FOR ISSUE						
			NON OPERATIONAL SUPPORT	RESERVE STOCK	READY FOR ISSUE	UNDG. INT. REWK AIRLINE & PROG. MAINT.	OTHER	ON BOARD OPERATING INV	31 DEC 1959	31 MAR 1960	30 JUN 1960	30 SEP 1960
HT												
HTL 7	LANT								2	5	8	8
	PAC	5						5	4	5	6	6
	NATRA	9						9	8	4		
		14						14	14	14	14	14
HTL 6	NATRA	27						27	31	33	35	35
	BUAER	16	8	8								
		43	8	8				27	31	33	35	35
HTL 5	LANT	3						3	2			
	NART	1						1				
	BUAER	9		9								
		13		9				4	2			
HTL 4	LANT	2						2	2			
	BUAER	2		2								
		4		2				2	2			
		74	8	19				47	49	47	49	49
AIRSHIPS												
ZP												
ZS2G 1	R&D	1						1				
	BUAER	11		11								
		12		11				1				
ZSG 4	R&D								1	1	1	1
	BUAER	7		7								
		7		7					1	1	1	1
* ZPG 2	LANT	4					1	?	4	4	4	4
	R&D	1						1	1	1	1	1
	BUAER	5	2	3								
		10	2	3			1	4	5	5	5	5
ZPG 1	R&D								1	1	1	1
	BUAER	1		1								
		1		1					1	1	1	1
		30	2	22			1	5	7	7	7	7
ZW												
ZPG 3W	LANT								4	4	4	4
									4	4	4	4
* ZPG 2W	LANT	4						4				
	R&D								1	1		
	BUAER	1		1								
		5		1				4	1	1		
		5		1				4	5	5	4	4

* COMBAT FIRST LINE MODELS.

[redacted]

DECLASSIFIED

[redacted]

04

TOTAL PROGRAM AND NON-PROGRAM AIRCRAFT

TABLE 4 LOCATION OF AIRCRAFT INVENTORY BY ORGANIZATIONAL UNIT

LOCATION	UNIT	NO. OF A/C	COMMAND
ABD ANTIETAM	VMA 324	23	19
ABD ATKA	HU 2 DET 70	2	11
ABD CHMPLAIN	HMRM 461	16	19
ABD DESMOINS	HU 2 DET 23	1	11
ABD EASTWIND	HU 2 DET 73	2	11
ABD ESSEX	VF 13	12	11
	VF 62	12	11
	VA 176	11	11
	VFP 62 DET 45	3	11
	VAW 12 DET 45	3	11
	HU 2 DET 45	2	11
	VMA 225	11	19
ABD FORRESTL	VFP 62 DET 42	3	11
ABD GLACIER	HU 2 DET 69	2	11
ABD HANCOCK	VF 151	11	21
	VA 152	11	21
	VA 153	12	21
	VF 154	11	21
	VA 155	12	21
	VAH 4 D	3	21
ABD INDEPEND	HU 2 DET 41	2	11
ABD KEARSAGE	VAW 13 DET A	3	21
	VS 21	22	21
	HS 6	15	21
ABD LEXINGTN	VF 211	13	21
	VA 212	10	21
	VF 213	11	21
	VCP 63 DET L	3	21
	VAW 11 DET LN	1	21
ABD LST 1162	HU 2 DET 95	1	11
ABD MIDWAY	VA 22	13	21
	VF 21	11	21
	VA 25	12	21
	VAH 8	9	21
ABD RANGER	VA 146	15	21
ABD RICHARD	VF 191	11	21
	VA 192	12	21
	VF 193	12	21
	VF 195	12	21
	VA 196	10	21
	VAH 4 E	3	21
	VCP 63 DET E	3	21
	VAW 11 DET E	2	21
ABD SARATOGA	VF 31	14	11
	VF 32	16	11
	VA 34	13	11
	VA 35	12	11
	VA 36	12	11
	VAH 9	12	11
	VFP 62 DET 43	3	11
	VAW 12 DET 43	1	11
	VAW 33 DET 43	3	11
	HU 2 DET 43	2	11
ABD TACONIC	HU 2 DET 93	1	11
ABD TARAWA	VAW 12 DET 38	4	11
	VS 39	21	11
	HS 9	14	11
ABD VALY FRG	VAW 12 DET 52	4	11
	VS 27	22	11
	HS 3	14	11
	HU 2 DET 52	1	11
ADAK	NAVSTA 17 ND	2	21
AGANA	VCP 61	18	21
	VAW 13	5	21
	VW 1	10	21
	VW 3	10	21
	NAS	8	21
AKRON	BAR AKRON	1	31
ALAMEDA	VF 91	14	21
	VF 92	14	21
	VA 93	13	21
	VA 94	13	21
	VA 95	14	21
	VP 9	12	21
	VP 19	13	21
	VP 47	12	21
	NAS ALAMEDA	38	21
	CVA 61 RANGER	1	21
	CVA 41 MIDWAY	1	21
	NAS 12 NAV DST	28	31
	O&R BUAER M&S	289	88
ANACOSTIA	NAS ANACOSTIA	84	31
	HQ MC FLT SECT	15	39
	NARTU	32	50
	NAS R&D	2	70
ANNAPOLIS	NAF ANNAPOLIS	11	31
ARGENTIA	VW 11	16	11
	FASRON 106	2	11
	NAVSTA	4	11
ATLANTA	NAS NART	24	50
ATSUGI	VA 23	12	21
	VF 24	12	21
	VAW 11 DET LW	1	21
	VR 21 DET	10	21
	H&MS 11	11	29
	VMF 251	20	29
	VMFAW 314	21	29
	VMFAW 531	18	29
	VMFAW 542	19	29
	FASRON 11	43	21
	VU 5	15	21
	NAS	3	21
AUSTRALIA	ATT MELBOURNE	1	21
BALTIMORE	BAR BALTIMORE	1	31
	BAR R&D	3	70
	BAR M&S	39	88
BARBERS PNT	GMSRON 1	13	21
	VP 6	12	21
	VP 22	10	21
	VP 26	12	21
	AIRBARSRON 2	41	21
	VR 21	12	21
	FASRON 117	15	21
	VU 1	17	21
	NAS 14 NAVDST	6	21
BEAUFORT	VMF 122	22	19
	VMF 235	23	19
	VMF 333	28	19
	VMA 331	20	19
	MCAAS	7	39
BERMUDA	VP 45	13	11
	VP 49	12	11
	FASRON 111	1	11
BETHPAGE	BAR R&D	17	70
	BAR M&S	32	88
BLOOMFIELD	BAR R&D	5	70
BOSTON	INM	6	70
	ONR	1	70
BRAZIL	MISSION RIO DJ	1	11
BREMERTON	CVS 12 HORNET	1	21
	CVS 10 YORKTWN	1	21
BROWN FIELD	VU 3	19	21
	VU 7	30	21
	NAAS 11 NAVDST	1	31
BRUNSWICK	VP 11	13	11
	VP 21	12	11
	VP 26	12	11
	FASRON 108	2	11
	NAS 1 NAV DST	3	31
	POOL BUAER M&S	5	88
BUENOS AIRES	NAV ADV GROUP	1	11
BUFFALO	BAR BUFFALO	1	31
	BAR R&D	1	70
BURBANK	BAR BURBANK	1	31
	BAR R&D	2	70
	BAR M&S	41	88
CAMP PENDLET	VMO 6	11	29
CECIL FIELD	VF 14	14	11
	VF 11	15	11
	VA 46	17	11
	VA 172	16	11
	VF 174	40	11
	VA 12	12	11
	VA 106	12	11
	FASRON 9	8	11
	NAS 6 NAV DST	7	31
CHASE	NAAS NAATC	172	43
CHERRY POINT	MARS MWSG 27	22	19
	H&MS 14	4	19
	H&MS 24	5	19
	H&MS 32	4	19
	VMFAW 114	14	19
	VMFAW 115	22	19
	VMA 224	23	19
	VMA 225 DET A	8	19
	VMA 533	30	19
	VMCJ 2	19	19
	VMR 252	15	19
	VMR 353	11	19
	VMT 1	21	19
	MCAS	2	19
	MCAS SO&ES	14	39
	O&R BUAER M&S	168	88
CHILE	MISSION VLPRSO	1	11
CHINA LAKE	VX 5	10	21
	NAF 11 NAV DST	3	31
	NAF R&D	48	70
CLEVELAND	NASA	1	70
COLORADO SPR	COMNAVCONAD	3	31
COLOMBIA	MISSION BOGOTA	1	11
COLUMBUS	BAR COLUMBUS	2	31
	BAR R&D	12	70
	BAR M&S	27	88
CRPS CHRISTI	NAS NAATC	190	43
	O&R BUAER M&S	4	88
CUBI PNT	VU 5 DET A	4	21
	NAS CUBI PNT	23	21
DAHLGREN	NAF	1	31
DALLAS	NAS NART	53	50
	BAR R&D	5	70
	BAR M&S	52	88
DAYTON	BAGR CEN DIST	4	31
DENVER	NAVCRUIT STA	2	31
DHAHRAN AFB	HDQTRS CMEF	1	11
DOM REP	MISSION CUITRU	1	11
EDWARDS AFB	NLO	4	70
	DEPT OF AGRI	2	88
EST HARTFORD	BAR EST HRTFRD	1	31
	BAR R&D	11	70
	BAR M&S	11	88
ECUADOR	MISSION QUITO	1	11

[redacted]

[redacted]

DECLASSIFIED

TOTAL PROGRAM AND NON-PROGRAM AIRCRAFT

TABLE 4 LOCATION OF AIRCRAFT INVENTORY BY ORGANIZATIONAL UNIT

LOCATION	UNIT	NO. OF A/C	COMMAND
EGYPT	ATT CAIRO	1	11
EL CENTRO	NPF	10	70
EL SEGUNDO	BAR EL SEGUNDO	1	31
	BAR R&D	15	70
	BAR M&S	49	88
EL TORO	H&MS 15	8	29
	MARS 37	12	29
	H&MS 33	15	29
	VMF 323	25	29
	VMF 334	21	29
	VMF 451	3	29
	VMFAW 513	23	29
	VMA 121	20	29
	VMA 223	20	29
	VMA 311	20	29
	VMCJ 3	20	29
	VMR 352	21	29
	HMRC 363	24	29
	HHS AFMFPAC	7	29
	VMT 2	25	29
	MCAS SO&ES	9	39
ELLYSON FLD	HTG 1	71	41
FALLON	NAAS 12 NAVDST	5	31
FORT WORTH	BAR R&D	2	70
FUTEMA	HMRL 261	19	29
GLENVIEW	NAS NRT TRS PL	6	50
	NAS NART	53	50
GLYNCO	ZP 2	1	11
	NAS	9	44
	NAVCICOFFSCOL	51	44
GREECE	ATT ATHENS	1	11
GROSSE ILE	NAS NART	39	50
GTMO BAY	VU 10	9	11
	NAS 10 NAVDST	7	11
HAITI	MISSION PTAUPR	1	11
ICELAND	VP 23	13	11
	FASRON 107	2	11
INDIA	ATT NEW DELHI	1	11
INDIANAPOLIS	BAR INDIANPLIS	1	31
IRAN	ATT TEHRAN	1	11
IWAKUNI	VQ 1	9	21
	VP 1	12	21
	MARS 17	19	29
	H&MS 12	8	29
	VMA 211	19	29
	VMA 332	20	29
	VMCJ 1	15	29
	VMR 253	20	29
	FASRON 120	4	21
	MCAF IWAKUNI	3	29
JACKSONVILLE	VA 15	13	11
	VA 44	77	11
	VFP 62	18	11
	VAP 62	9	11
	VP 5	12	11
	VP 16	12	11
	VW 4	8	11
	VU 10 DET	2	11
	NAS 6 NAV DST	25	31
	NARTU	40	50
	O&R BUAER M&S	124	88
JAVA	ATT DJAKARTA	1	21
JOHNSVILLE	NAS 4 NAV DST	8	31
	NADC	18	70
KANEOHE	H&MS 13	13	29
	VMF 232	18	29
	VMA 212	22	29
	VMA 214	20	29
	HMRL 161	17	29
	MCAS 14 ND	6	29
KEFLAVIK	VP 7	16	11
	VP 18	12	11
KEY WEST	VF 101	50	11
	HS 1	13	11
	VX 1	12	11
	NAS 6 NAV DST	8	31
KINGSVILLE	NAAS NAATC	217	43
KIRTLAND AFB	NASWF	10	70
KODIAK	VP 2	12	21
	FASRON 114	1	21
	NAVSTA 17 ND	3	21
KWAJALEIN	NAVSTA 14 ND	4	21
LAJES	NAF	1	11
LAKEHURST	ZP 3	5	11
	ZW 1	6	11
	HU 2	39	11
	NAS 4 NAV DST	3	31
	NARTU	13	50
	NATFSI	7	70
	NAS	3	70
	O&R BUAER M&S	20	88
LANGLEY FLD	NASA	2	70
LEEWARD PNT	VMF 312	25	19
LITCHFLD PRK	NAF 11 NAV DST	2	31
	STORAGE FACLTY	1717	88
LONDON	FASRON SPC 200	7	11
LONG BEACH	CVS 33 KERSRGE	1	21
LOS ALAMITOS	VS 23	27	21
	VS 37	22	21
	FASRON 4 DET A	3	21
	NAS NART	92	50
LOS ANGELES	LPH 6 THETIS B	1	21
	CVA 16 LEXIGTN	1	21
	BAGR WSTRN DST	2	31
MAYPORT	CVS 39 CHMPLAN	1	11
	CVA 42 FDR	1	11
	NAS 6 NAV DST	3	31
MEMPHIS	BTG 7	98	41
	NAS	18	44
	NARTU	28	50
MEXICO	ATT MEXICO CTY	1	11
MIDWAY	NAVSTA 14 ND	3	21
MINNEAPOLIS	NAS NART	34	50
MIRAMAR	VF 51	22	21
	VA 52	11	21
	VF 53	15	21
	VA 55	12	21
	VA 56	13	21
	VF 111	12	21
	VA 112	12	21
	VA 113	12	21
	VA 114	13	21
	VA 115	12	21
	VF 121	71	21
	VA 126	43	21
	VF 141	14	21
	VF 142	16	21
	VA 144	15	21
	VA 145	10	21
	VCP 63	26	21
	VCP 63 DET M	3	21
	FASRON 12	7	21
	NAS 11 NAV DST	7	31
MOFFETT FLD	VF 124	71	21
	VA 125	27	21
	VA 215	12	21
	VA 216	13	21
	FASRON 10	25	21
	NAS 12 NAV DST	11	31
	NASA	1	70
MONTEREY	NAF 12 NAVDST	43	31
MORTON	BAR R&D	2	70
NAHA	GMSRON 1 DET S	2	21
	VP 4	14	21
	FASRON 118	6	21
	NAF	1	21
NAPLES	VR 24 DET	9	11
	NAF	20	11
NEW IBERIA	NAAS NAATC	1	43
NEWPORT	CVS 40 TARAWA	2	11
NEW ORLEANS	NAS NART	36	50
NEW RIV JAX	H&MS 26	1	19
	HMRL 162	17	19
	HMRL 264	22	19
	HMRL 262	24	19
	HMRC 263	24	19
	VMO 1	13	19
	MCAF	6	39
NEW YORK	CVS 36 ANTETAM	1	11
	CVA 60 SARATOG	1	11
	NAS NART	71	50
NORFOLK	VS 30	21	11
	VS 36	23	11
	HS 7	16	11
	VP 8	13	11
	VP 24	13	11
	VP 44	13	11
	VP 56	13	11
	HU 2 DET 1	5	11
	FASRON 3	27	11
	FASRON 102	8	11
	VRF 31	3	11
	CVA 9 ESSEX	1	11
	CVS15 RANDOLPH	1	11
	LPH 4 BOXER	1	11
	CVA 59 FORSTAL	1	11
	CVS 45 VALYFRG	1	11
	CVS 18 WASP	1	11
	CVA 62 INDPEND	2	11
	USS ALBERMARLE	1	11
	H&HS AFMFLNT	10	19
	NAS 5 NAV DST	17	31
	NARTU	29	50
	O&R BUAER M&S	429	88
NORTH ISLAND	VA 122	42	21
	VAW 11	52	21
	VFAW 3	36	21
	VS 38	22	21
	VP 42	12	21
	VP 46	12	21
	VP 48	13	21
	VR 21 DET	9	21
	FASRON 4	29	21
	FASRON 110	6	21
	VRF 32	3	21
	NAS NORTH ISL	6	21
	NAS 11 NAV DST	11	31
NORWAY	ATT OSLO	1	11
OAKLAND	NAS NART	80	50
OCEANA	VA 43	52	11
	VA 42	21	11
	VF 33	16	11
	VF 74	18	11
	VA 65	12	11
	VA 66	16	11
	VA 74	12	11
	VF 41	16	11
	VF 84	13	11
	VA 75	12	11
	VA 86	12	11
	VA 72	13	11
	VF 102	8	11
	VA 81	12	11
	VF 103	17	11
	VA 83	12	11
	VA 85	11	11
	VF 102	7	11
	VX 3	12	11
	FASRON 5	5	11
	VU 4	13	11
	NAS 5 NAV DST	10	31
	POOL BUAER M&S	1	88

DECLASSIFIED

[redacted]

TOTAL PROGRAM AND NON-PROGRAM AIRCRAFT

TABLE 4 LOCATION OF AIRCRAFT INVENTORY BY ORGANIZATIONAL UNIT

LOCATION	UNIT	NO. OF A/C	COM-MAND
OLATHE	JTTU	1	43
	NATECHTRAU	15	44
	NAS NART	33	50
ONTARIO	BAR M&S	22	88
OPPAMA	HU 1 DET 1	13	21
	H&MS 16	6	29
	NAF	44	21
PANAMA	COM FIFTEEN	1	11
PANAMA CITY	MINEDEFDEVU	3	70
PT HUENEME	LPH 5 PRINCETN	1	21
PORT ISABEL	NAAS NAATC	2	43
PTXNT RIVER	VW 2	10	11
	VW 13	11	11
	VW 15	11	11
	VR 1	14	11
	NAS PTXNT RIV	14	31
	NATC R&D	118	70
PEARL HARBOR	NAS 14 NAVDST	1	21
PENSACOLA	NAS NABTC	196	41
	CVS 36ANTETAM	1	41
	NATECHTRAU	20	44
	O&R BUAER M&S	420	88
PERU	MISSION LIMA	1	11
PHILADELPHIA	NATECHTRAU	1	44
	NAMC	4	70
PNT ARGUELLO	NMF	2	31
POINT MUGU	GMSRON 1 DET Z	10	21
	VX 4	21	21
	PAC MISSLE RNG	57	31
	NAS 11 NAV DST	11	31
	USNMC R&D	16	70
PORT LYAUTEY	VR 24	8	11
	VMR 252 DET	2	19
	NAF ADV BASE	4	11
PORT WASHNGT	NTDC	1	31
QUANTICO	HMX 1	27	39
	MCAS AES 12	30	39
	MCAS AES 12	1	70
QUONSET PNT	VAW 12	34	11
	VAW 33	13	11
	VS 31	24	11
	VS 32	22	11
	HS 5	14	11
	HS 11	14	11
	VX 6	19	11
	VU 2	13	11
	CVA 11 INTREPD	1	11
	NAS 1 NAV DST	25	31
	NATU	4	70
	O&R BUAER M&S	156	88
REAM FLD	HS 2	17	21
	HS 4	15	21
	HS 8	11	21
	HU 1	35	21
	NAAS 11 NAVDST	1	31
ROOSEVLT RDS	GMSRON 2	20	11
	FASRON 105	1	11
	NAVSTA	6	11
ROTA	VQ 2	9	11
	VP 10	12	11
	FASRON 104	12	11
	NAVSTA	5	11
SAN DIEGO	CVA 20 BENNING	1	21
	CVA 19 HANCOCK	1	21
	CVA 38 SHANGRL	1	21
	O&R BUAER M&S	197	88
SANFORD	VAH 11	14	11
	VAH 3	24	11
	VAH 1	12	11
	VAH 5	11	11
	VAH 7	6	11
	FASRON 51	3	11
	NAAS 6 NAV DST	4	31
SANGLEY PNT	VP 40	12	21
	NAVSTA	6	21
SANTA ANA	HMRL 163	23	29
	HMRL 361	24	29
	HMRM 462	18	29
	MCAF	2	39
SAUFLEY FLD	NAAS NABTC	240	41
SCHENECTADY	INSMAT	1	70
SEATTLE	NAS NART	37	50
SIGONELLA	VW 2 DET B	2	11
	NAF	3	11
SO WEYMOUTH	NADU	2	31
	NAS NART	56	50
	NADU	10	70
	POOL BUAER M&S	1	88
SO AFRICA	ATT PRETORIA	1	11
ST LOUIS	BAR ST LOUIS	1	31
	BAR R&D	9	70
	BAR M&S	13	88
SUKIRON	HMRL 362	20	29
	VMO 2	21	29
TETERBORO	BAR TETERBORO	1	31
TAIWAN	COMTAIWANDEF	1	21
	MAAG TSO YING	1	21
	NAVSECMAAGTAIP	1	21
THAILAND	MAAG BANGKOK	2	21
TRINIDAD	NAVSTA	1	11
TURKEY	MISSION ANKARA	1	11
WHDBY ISLAND	VAH 4	9	21
	VAH 6	14	21
	VAH 123	18	21
	VAH 2	8	21
	VAH 4 L	4	21
	VP 17	12	21
	VP 50	12	21
	NAS 13 NAV DST	14	31
WHITING FLD	NAAS NABTC	338	41
VIETNAM	MAAG SAIGON	1	21
WILLOW GROVE	NAS NART	56	50
YOKOSUKA	COMNAVFORJAPAN	1	21
YUMA	FL AIR GUN SCH	33	21
	MCAAS	9	39
	ATOM ENER COMM	1	88
	BLATZ AIRLINES	1	88
	CAL AIR CHARTR	1	88
	CAL CEN AIRLNE	1	88
	CEN AIRLNE INC	3	88
	DEPT OF INT	1	88
	DEPT OF JUSTCE	2	88
	FED AVN AGENCY	39	88
	GEN ELEC CO	1	88
	LAKE CEN AIRLN	2	88
	NO CEN AIRLNS	2	88
	OZARK AIR ING	8	88
	TRANS TEX AIRW	2	88
	U S ARMY	8	88
	USAF	3	88
	U S CG	1	88
		11953	

[redacted]

DECLASSIFIED

CONFIDENTIAL

SECTION II
AIRCRAFT INVENTORY, END OF MONTH

PROGRAM AND NON-PROGRAM AIRCRAFT

TABLE PAGE

5...MAJOR PROGRAM CLASSIFICATION BY COMBAT AND NON-COMBAT TYPE AIRCRAFT 71

6...STATUS DISTRIBUTION BY CLASS AND COMMAND 72

7...STATUS DISTRIBUTION, 1949 TO DATE 73

8...NON-PROGRAM AIRCRAFT, STATUS DISTRIBUTION BY MODEL 74

9...PROGRAM AIRCRAFT, TYPE OF ORGANIZATIONAL UNIT BY CLASS 76

10...PROGRAM AIRCRAFT, ATLANTIC FLEET, TYPE OF ORGANIZATIONAL UNIT BY CLASS 78

11...PROGRAM AIRCRAFT, PACIFIC FLEET, TYPE OF ORGANIZATIONAL UNIT BY CLASS 79

SPECIAL TABLES

12...MAN-CARRYING DRONES BY COMMAND AND STATUS DISTRIBUTION BY MODEL 80

13...AIRCRAFT ON LOAN TO NAVY 80

CHARTS

1...AIRCRAFT INVENTORY AND PLANNED ASSIGNMENT DATA 69

2...MONTH-END INVENTORY OF PROGRAM AIRCRAFT BY STATUS, JUNE 1955 TO DATE 71

3...TOTAL NAVY PROGRAM AIRCRAFT BY ORGANIZATIONAL UNITS 77

CONFIDENTIAL

STATUS OF NAVY AIRCRAFT INVENTORY

SCOPE OF SECTION II

Navy aircraft "inventory" is comprised of all aircraft which have been accepted, but not stricken, by the Navy. An aircraft is accepted when legal custody is assumed by the Navy, and is stricken when officially separated from Navy custody by the signature of the Deputy Chief of Naval Operations (Air) to the monthly notice "Separations From and Reinstatements To the Navy list of aircraft".

Navy aircraft are presented under three basic classifications: STATUS, KIND OR CLASS and CONFIGURATION, and CUSTODY. "Status" refers to the classification of the functional employment or condition of aircraft; that is, generally, either undergoing, awaiting, or enroute to either operating, standard rework, special rework, storage, final disposition, or evaluation to determine next action. "Kind or Class and Configuration" refers to physical characteristics; as to general mission purpose of Navy aircraft design, e.g., fighter, attack, patrol, transport, etc. "Sub-Class" refers to the next lower level of classification into more specific mission purpose of design, e.g., all-weather, photographic, etc. "Custody" refers to organizational location; that is, administrative control of assignment, logistic support, and employment of aircraft; and, responsibility to account for and otherwise provide information about aircraft.

Included in Section II are selected inventory statistics for all Navy aircraft except non-man-carrying target drones and guided missiles. (Man-carrying drones and aircraft on loan to Navy are included in tables 13 and 14, but are excluded from all others in Section II.) Succeeding tables and listings represent successive breakdowns, in varying degree of detail, of current TOTAL INVENTORY.

GLOSSARY OF TERMS (AIRCRAFT)

TOTAL INVENTORY - Comprises all man-carrying Naval aircraft (including man-carrying drones) in the custody of all Navy and Marine organizations and units which have been accepted but not yet stricken. Total inventory may be divided into Program and Non-Program categories.

PROGRAM AIRCRAFT - Comprise all production aircraft in the physical custody of Navy and Marine units for which current or future operation within an authorized allowance is intended or can reasonably be expected. Stated differently, the program category includes operating, logistic support and reserve stock aircraft.

NON-PROGRAM AIRCRAFT - Comprise all aircraft of project development and service test (BIS) configuration, target drones (man-carrying), aircraft retired but not yet stricken (including contingency reserve), and aircraft on loan or on bailment contracts.

OPERATIONAL AIRCRAFT - This grouping includes all program aircraft in the controlling custody of the operating commands (COMNAVAIRLANT, COMNAVAIRPAC, CNATRA, CNARESTRA, NABS, and BUAER R&D) i.e., operating and operational pool aircraft.

OPERATING AIRCRAFT - are those aircraft in the custody of designated units for flight in performance of a Navy mission therefor, in accordance with, and in direct assignment against OPNAV planned operating assignments. Operating aircraft may be further classified by primary mission of unit having custody - "Combat", "Direct Combat Support", "Indirect Combat Support", "Air Training" and "Reserve (USNR-USMCR) Training".

LOGISTIC SUPPORT - Comprise aircraft in the Non-Operational Support and Operational Pool categories (see below).

OPERATIONAL POOL AIRCRAFT - are non-operating aircraft in custody of the operating command, i.e., pipeline aircraft in support of the operating program. Pool aircraft are often further classified as between "Ready For Issue" (those new or newly reworked aircraft awaiting issue to an operating unit) and "Not Ready For Issue" (aircraft in process of rework or return to BUAER).

NON-OPERATIONAL SUPPORT - aircraft are those in custody of BUAER (Maintenance and Support) for purposes of rework.

RESERVE STOCK - are program aircraft in the controlling custody of BUAER (M&S) which are not currently and actively engaged in any of the various logistic processes (i.e., In, awaiting or enroute to operating or to rework) required in normal transition through standard service life.

CONTINGENCY RESERVE - aircraft are those which have been retired from the program inventory as a consequence of completion of standard service life but which have been retained in the inventory to alleviate mobilization deficiencies. Only those aircraft are retained in contingency reserve for which spare part support is available for at least one more overhaul and one more service tour.

ACTIVE AIRCRAFT - Operating aircraft and aircraft currently engaged in logistic support of operating aircraft.

INACTIVE AIRCRAFT - Non-program and Reserve Stock aircraft.

DECLASSIFIED

CHART 1

AIRCRAFT INVENTORY AND PLANNED ASSIGNMENT DATA

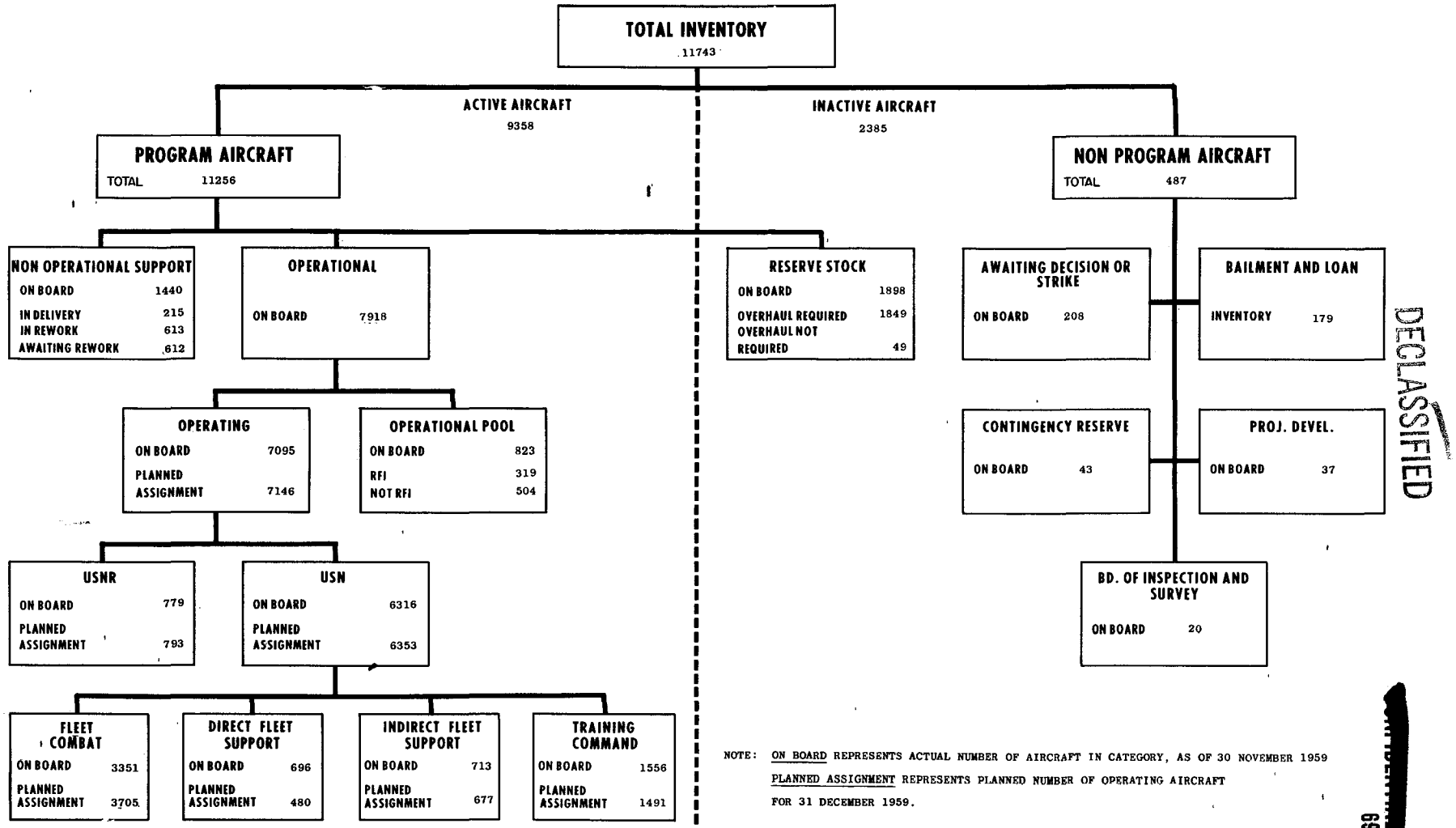

NOTE: ON BOARD REPRESENTS ACTUAL NUMBER OF AIRCRAFT IN CATEGORY, AS OF 30 NOVEMBER 1959
PLANNED ASSIGNMENT REPRESENTS PLANNED NUMBER OF OPERATING AIRCRAFT FOR 31 DECEMBER 1959.

DECLASSIFIED

DECLASSIFIED

[redacted]

TABLE 5

TOTAL AIRCRAFT INVENTORY
MAJOR PROGRAM CLASSIFICATIONS BY COMBAT AND NON-COMBAT TYPE
PROGRAM & NON-PROGRAM

PROGRAM CLASSIFICATION	30 NOVEMBER 1959					31 OCTOBER 1959				
	GRAND TOTAL	HEAVIER-THAN-AIR			LIGHTER THAN AIR	GRAND TOTAL	HEAVIER-THAN-AIR			LIGHTER THAN AIR
		TOTAL	COMBAT TYPE	NON-COMBAT TYPE			TOTAL	COMBAT TYPE	NON-COMBAT TYPE	
TOTAL INVENTORY	11,743	11,706	7,345	4,361	37	11,651	11,614	7,208	4,406	37
PROGRAM AIRCRAFT	11,256	11,221	7,005	4,216	35	11,260	11,225	6,965	4,260	35
Operational	7,918	7,908	5,054	2,854	10	7,946	7,936	5,043	2,893	10
Operating	7,095	7,086	4,370	2,716	9	7,151	7,141	4,403	2,738	10
U. S. Navy	6,316	6,307	3,763	2,544	9	6,346	6,336	3,774	2,562	10
U. S. Navy Reserve	779	779	607	172	-	805	805	629	176	-
Operational Pools	823	822	684	138	1	795	795	640	155	-
RFI	319	319	262	57	-	323	323	274	49	-
Not RFI	504	503	422	81	1	472	472	366	106	-
Non-Operational Support	1,440	1,438	1,046	392	2	1,445	1,443	1,013	430	2
Delivery	215	215	162	53	-	207	207	123	84	-
Rework	613	611	417	194	2	639	637	448	189	2
Awaiting Rework	612	612	467	145	-	599	599	442	157	-
Reserve Stock	1,898	1,875	905	970	23	1,869	1,846	909	937	23
Overhaul Required	1,849	1,834	880	954	15	1,837	1,820	885	935	17
Overhaul Not Required	49	41	25	16	8	32	26	24	2	6
NON-PROGRAM AIRCRAFT	487	485	340	145	2	391	389	243	146	2
Awaiting Decision or Strike	208	208	166	42	-	120	120	78	42	-
Contingency Reserve	43	43	41	2	-	26	26	24	2	-
Project Development	37	37	27	10	-	38	38	31	7	-
Bailment and Loan	179	179	89	90	-	193	193	99	94	-
Board of Inspection and Survey	20	18	17	1	2	14	12	11	1	2

CHART 2

TOTAL PROGRAM AIRCRAFT BY STATUS
30 JUNE 1955 TO DATE

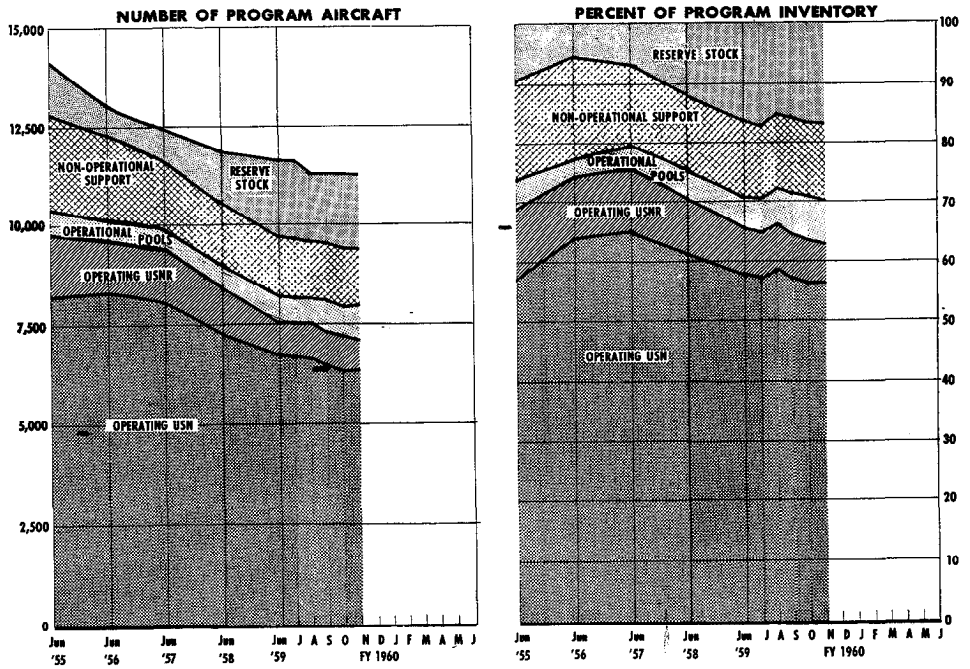

[redacted]

[redacted]

DECLASSIFIED

TABLE 6

TOTAL AIRCRAFT INVENTORY
STATUS DISTRIBUTION BY CLASS & COMMAND
PROGRAM & NON-PROGRAM

CLASS AND COMMAND	GRAND TOTAL	PROGRAM								NON - PROGRAM						
		TOTAL	OPERATIONAL			NON-OPERATIONAL SUPPORT			RESERVE STOCK	TOTAL	AWTG DE-CISION	AWTG. STRIKE	CONTIN-GENCY RESERVE	PRO-JECT DE-VELOP-MENT a/	BAIL-MENT & LOAN	BOARD OF INSPEC-TION & SURVEY
				LOGISTIC SUPPORT												
				OPT'L POOL												
			OPER-ATING	RFI	NOT RFI	IN DELIVERY	IN REWORK	AWTG. REWORK								
TOTAL	11,743	11,256	7,095	319	504	215	613	612	1,898	487	70	138	43	37	179	20
Fighter	2,748	2,637	1,366	166	204	54	106	170	571	111	27	8	15	17	39	5
VF(DAY)JET	1,532	1,490	655	100	126	19	59	99	432	42	3	4	-	17	13	5
VF(AW)JET	871	808	525	48	72	24	35	56	48	63	24	2	15	-	22	-
VF(P)JET	211	209	107	17	4	3	5	1	72	2	-	-	-	-	2	-
VF(D)JET	87	85	44	1	1	8	6	13	12	2	-	1	-	-	1	-
VF(KD)JET	18	16	9	-	-	-	-	-	7	2	-	1	-	-	1	-
VF(DAY)PROP	29	29	26	-	1	-	1	1	-	-	-	-	-	-	-	-
Attack	2,551	2,347	1,489	62	139	69	122	190	276	204	25	105	26	7	30	11
VA(DAY)JET	1,164	1,142	855	38	92	52	22	34	49	22	6	-	-	6	8	2
VA(AW)JET	9	-	-	-	-	-	-	-	-	9	-	-	1	-	8	-
VA(P)JET	21	16	12	-	-	3	1	-	-	5	-	-	-	-	3	2
VA(Q)JET	12	6	4	-	-	2	-	-	-	6	-	-	-	-	4	2
VA(HT)JET	2	1	-	-	-	1	-	-	-	1	-	-	-	-	-	1
VA(H)JET	155	152	113	-	26	1	11	1	-	3	-	-	-	-	3	-
VA(SM)JET	1	-	-	-	-	-	-	-	-	1	1	-	-	-	-	-
VA(DAY)PROP	774	629	341	13	12	9	67	87	100	145	16	103	25	1	-	-
VA(AW)PROP	159	157	71	10	-	-	8	48	20	2	2	-	-	-	-	-
VA(W)PROP	193	186	77	1	9	1	13	20	65	7	-	-	-	-	3	4
VA(P)PROP	16	15	9	-	-	-	-	-	6	1	-	1	-	-	-	-
VA(Q)PROP	7	7	7	-	-	-	-	-	-	-	-	-	-	-	-	-
VA(H)PROP	38	36	-	-	-	-	-	-	36	2	-	1	-	-	1	-
Anti-Submarine	620	613	452	18	28	8	41	66	-	7	-	-	-	1	6	-
VS	620	613	452	18	28	8	41	66	-	7	-	-	-	1	6	-
Patrol	746	742	521	10	15	8	105	33	50	4	1	-	-	2	1	-
VP(L)	558	554	394	-	10	7	75	27	41	4	1	-	-	2	1	-
VP(LD)	6	6	4	-	-	-	1	1	-	-	-	-	-	-	-	-
VP(S)	182	182	123	10	5	1	29	5	9	-	-	-	-	-	-	-
Warning	142	140	97	5	21	-	9	-	8	2	-	-	-	-	1	1
VW(WEA)	7	7	6	-	1	-	-	-	-	-	-	-	-	-	-	-
VW(AEW)	127	126	91	5	20	-	2	-	8	1	-	-	-	-	1	-
VW(Q)	8	7	-	-	-	-	7	-	-	1	-	-	-	-	-	1
Observation	48	48	37	1	2	2	4	2	-	-	-	-	-	-	-	-
VO	48	48	37	1	2	2	4	2	-	-	-	-	-	-	-	-
Transport	617	571	426	4	27	2	45	10	57	46	-	-	-	-	46	-
VR(H)	165	164	133	1	14	2	13	1	-	1	-	-	-	-	1	-
VR(M)	372	329	229	3	3	-	32	5	57	43	-	-	-	-	43	-
VR(C)	80	78	64	-	10	-	-	4	-	2	-	-	-	-	2	-
Utility	197	196	101	1	3	2	21	11	57	1	-	1	-	-	-	-
VU(SAR)	99	99	60	1	2	2	17	6	11	-	-	-	-	-	-	-
VU(TOW)	82	81	30	-	1	-	-	4	46	1	-	1	-	-	-	-
VU(T&D)	16	16	11	-	-	-	4	1	-	-	-	-	-	-	-	-
Training	3,038	2,965	1,864	50	40	41	93	89	788	73	14	16	2	6	34	1
VT(JET)	1,053	1,019	640	24	25	31	31	36	232	34	7	14	-	5	7	1
VT(D)(JET)	16	15	8	-	-	2	-	1	4	1	-	-	-	-	1	-
VT(KD)(JET)	9	7	1	-	-	-	-	-	6	2	1	-	-	-	1	-
VT(ME)(PROF)	785	775	489	9	5	4	1	7	260	10	6	1	-	1	2	-
VT(ME)(P)	39	39	31	1	-	-	-	2	5	-	-	-	-	-	-	-
VT(SE)(PROF)	1,078	1,077	681	16	10	4	58	43	265	1	-	1	-	-	-	-
VT(E)(PROP)	42	17	-	-	-	-	2	-	15	25	-	-	2	-	23	-
VT(NAV)(PROP)	6	6	5	-	-	-	-	-	1	-	-	-	-	-	-	-
VT(D)(PROP)	10	10	9	-	-	-	1	-	-	-	-	-	-	-	-	-
Rotary Wing	999	962	733	2	24	29	65	41	68	37	3	8	-	4	22	-
HS	225	207	175	-	2	8	20	2	-	18	-	2	-	4	12	-
HO	100	98	69	1	5	9	9	5	-	2	1	-	-	-	1	-
HR(L)	296	296	241	-	8	9	18	20	-	-	-	-	-	-	-	-
HR(M)	40	40	35	-	1	2	2	-	-	-	-	-	-	-	-	-
HU	253	247	166	1	8	1	13	9	49	6	1	-	-	-	5	-
HT	85	74	47	-	-	-	3	5	19	11	1	6	-	-	4	-
Airships	37	35	9	-	1	-	2	-	23	2	-	-	-	-	-	2
ZP	30	30	5	-	1	-	2	-	22	-	-	-	-	-	-	-
ZW	7	5	4	-	-	-	-	-	1	2	-	-	-	-	-	2
COMMAND																
LANT	2,144	2,144	1,875	104	165	-	-	-	-	-	-	-	-	-	-	-
PAC	2,628	2,627	2,195	170	262	-	-	-	-	1	1	-	-	-	-	-
NABS	538	538	537	-	1	-	-	-	-	-	-	-	-	-	-	-
NATRA	1,641	1,641	1,556	44	41	-	-	-	-	-	-	-	-	-	-	-
NART	812	812	779	1	32	-	-	-	-	-	-	-	-	-	-	-
R&D	320	156	153	-	3	-	-	-	-	164	-	-	-	37	107	20
BUAER	3,660	3,338	-	-	-	215	613	612	1,898	322	69	138	43	-	72	-

a/ Project Development - A new non-program aircraft category, established with 30 June 1958 data, [illegible] which includes [illegible] the Research and Development "X-Project" aircraft and Experimental aircraft.

[redacted]

DECLASSIFIED

TABLE 7

STATUS DISTRIBUTION BY CLASS & COMMAND
PROGRAM & NON-PROGRAM

CLASS AND COMMAND	GRAND TOTAL	PROGRAM								NON - PROGRAM						
		TOTAL	OPERATIONAL			NON-OPERATIONAL SUPPORT			RESERVE STOCK	TOTAL	AWTG. DECISION b/	AWTG. STRIKE	CONTINGENCY RESERVE	PROJECT DEVELOPMENT d/	BAILMENT & LOAN	BOARD OF INSPECTION & SURVEY
			OPER-ATING	LOGISTIC SUPPORT												
				OPT'L POOL a/												
				RFI	NOT RFI	IN DELIVERY	IN REWORK	AWTG. REWORK								
30 JUNE																
1949	14,116	13,965	7,695	483	-	602	1,463	868	2,854	151	85	-	-	66	-	-
1950	14,095	13,891	6,177	553	-	535	965	869	4,792	204	119	-	-	42	43	-
1951	13,532	13,174	7,369	797	-	610	1,053	877	2,468	358	269	-	-	43	46	-
1952	13,846	13,475	8,814	836	-	677	1,031	818	1,299	371	269	-	-	35	67	-
1953	14,723	14,012	9,946	1,167	-	685	835	675	704	711	574	-	-	33	104	-
1954																
31 March	15,172	14,019	9,712	958	-	629	727	1,013	950	1,153	965	-	-	24	119	45
30 June	15,536	14,151	9,733	1,025	-	588	847	880	1,078	1,385	1,197	-	-	24	118	46
30 September	15,734	14,129	9,701	897	-	557	908	894	1,172	1,605	1,399	-	-	18	139	49
31 December	16,052	14,311	9,707	829	-	563	912	1,036	1,264	1,741	123	-	1,397c/	16	156	49
1955																
31 March	16,318	14,080	9,559	851	-	624	1,010	937	1,099	2,238	581	-	1,428	16	159	54
30 June	16,504	14,140	9,761	644	23	612	924	857	1,319	2,364	126	503	1,508	18	163	46
30 September	16,780	14,159	9,715	543	31	598	1,036	774	1,462	2,621	126	831	1,431	13	170	50
31 December	17,079	13,710	9,578	460	26	626	1,038	775	1,207	3,369	148	2,145	817	11	191	57
1956																
31 March	17,067	13,554	9,692	442	46	539	1,063	718	1,054	3,513	125	2,527	590	8	200	63
30 June	15,761	13,003	9,687	371	32	482	981	764	686	2,758	131	1,591	734	9	236	57
30 September	14,714	12,752	9,596	350	15	369	943	745	734	1,962	201	602	829	8	266	56
31 December	14,253	12,573	9,553	364	18	391	892	618	737	1,680	158	336	853	8	265	60
1957																
31 March	13,933	12,566	9,557	400	17	380	767	604	841	1,367	103	169	760	7	275	53
30 June	13,958	12,434	9,421	471	21	362	718	624	817	1,524	196	137	870	5	270	46
30 September	12,748	12,065	9,338	180	295	348	776	444	684	683	58	160	145	5	272	43
31 December	12,786	12,140	9,275	100	354	373	756	422	860	646	66	133	150	3	252	42
1958																
31 March	12,865	12,214	9,039	112	390	391	758	464	1,060	651	93	149	150	-	223	36
30 June	12,573	11,924	8,424	198	373	259	764	515	1,391	649	59	221	56	58	226	29
30 September	12,087	11,629	8,415	124	412	242	678	395	1,363	458	27	121	4	49	230	27
31 December	12,098	11,659	8,147	116	455	290	661	479	1,511	439	40	94	4	44	237	20
1959																
31 January	12,104	11,658	7,965	106	472	248	711	529	1,627	446	55	92	4	42	232	21
28 February	12,034	11,618	7,726	152	468	242	751	582	1,697	416	52	58	9	42	236	19
31 March	12,048	11,607	7,657	170	452	221	690	563	1,854	441	66	77	9	35	235	19
30 April	12,059	11,597	7,674	136	464	198	679	568	1,878	462	85	81	9	33	234	20
31 May	12,034	11,569	7,676	143	436	193	649	575	1,897	465	91	87	14	31	221	21
30 June	12,067	11,597	7,562	145	462	274	617	589	1,948	470	104	84	14	32	212	24
31 July	12,001	11,594	7,505	182	464	224	640	589	1,990	407	111	22	14	32	201	27
31 August	11,708	11,323	7,506	190	456	188	661	581	1,741	385	51	49	27	32	201	25
30 September	11,700	11,296	7,277	323	498	207	624	590	1,777	404	73	57	27	35	197	15
31 October	11,651	11,260	7,151	323	472	207	639	599	1,869	391	104	16	26	38	193	14
30 November	11,743	11,256	7,095	319	504	215	613	612	1,898	487	70	138	43	37	179	20
31 December																

a/ Commencing with 30 April 1955 date, "Operational Pool" aircraft was broken by "For Use" and "For BUAER" until 30 June 1957. Commencing with 31 July 1957 date, "Operational Pool" aircraft is broken by "RFI" and "Not RFI".

b/ Includes aircraft both in "Awaiting Decision" and "Awaiting Strike" status for period June 1949 through 31 May 1957.

c/ Prior to September 1954 "Awaiting Decision" category included both "Contingency Reserve" aircraft and aircraft in process of final disposition. Commencing with October 1954 issue, the two categories are shown as separate classifications.

d/ Project Development - A new non-program aircraft category, established with 30 June 1958 data, which includes both the Research and Development "Y-Project" aircraft and Experimental aircraft.

[redacted]

DECLASSIFIED

DISTRIBUTION OF NON-PROGRAM AIRCRAFT BY MODEL

TABLE 8

CLASS & MODEL	GRAND TOTAL	AWTG. DECI-SION	AWTG. STRIKE	MAP	CONT. RE-SERVE	BAIL-MENT	LOAN	PROJ. DEV.	BRD. OF INSP. & SURVEY
TOTAL	487	70	27	111	43	101	78	37	20
Fighter	111	27	4	4	15	33	6	17	5
VF(DAY)JET	31	2		4		11	1	8	5
F8U-2	1					1			
YF8U-2	5								5
F8U-1	4					4			
Y/F8U-1	2							2	
F11F-1	4					3	1		
Y/F11F-1	5							5	
F11F-1F	2	1				1			
F9F-6	1	1							
F9F-2	4			4					
F2H-2	1					1			
FJ-4	1					1			
Y/FJ-4	1							1	
VF(AW)JET	74	25	2		15	21	2	9	
F2H-4	12	5			7				
F2H-3	14	6			8				
F3H-2	4					4			
F3H-2N	1					1			
Y/F3H-2N	1							1	
F4H-1	9					9			
F3D-2	4	2				2			
F3D-2T2	13	11	2						
F3D-2M	2					2			
F3D-1	2					1	1		
Y/F3D-1	1							1	
F4D-1	2					2			
Y/F4D-1	7							7	
XF4D-1	1						1		
YF2Y-1	1	1							
VF(P)JET	2						2		
F9F-8P	2						2		
VF(D)JET	2		1				1		
F8U-1D	1						1		
F9F-6D	1		1						
VF(KD)	2		1			1			
F8U-1KD	1					1			
F9F-2KD	1		1						
Attack	204	25	2	103	26	29	1	7	11
VA(DAY)JET	21	6			1	7	1	4	2
A4D-2	1					1			
Y/A4D-2	3							3	
A4D-2N	3					3			
YA4D-2N	2								2
A4D-1	2					1	1		
YA4D-1	1					1			
FJ-4B	1					1			
Y/FJ-4B	1							1	
F9F-8B	7	6			1				
VA(AW)JET	8					8			
A3J-1	8					8			
VA(P)JET	5					3			2
A3D-2P	3					3			
YA3D-2P	2								2
VA(Q)JET.....	6					4			2
A3D-2Q	4					4			
YA3D-2Q	2								2
VA(HT)JET.....	1								1
YA3D-2T	1								1
VA(H)JET	5					3		2	
A3D-2	2					2			
Y/A3D-2.....	1							1	
A3D-1.....	1					1			
Y/A3D-1.....	1							1	
VA(SM)JET	1	1							
YP6M-1	1	1							
VA(DAY)PROP	144	16		103	25				
AD-6	37	13			24				
AD-5	4	3			1				
AD-4NA	103			103					
VA(AW)PROP	2	2							
AD-5N	2	2							
VA(W)PROP	8					3		1	4
WF-2	3					3			
Y/WF-2	1							1	
YWF-2	4								4
VA(P)PROP	1		1						
AJ-2P	1		1						
VA(H)PROP	2		1			1			
AJ-2	1		1						
AJ-1	1					1			
Anti-Submarine	7					6		1	
VS	7					6		1	
S2F-3	5					5			
S2F-1	1					1			
Y/S2F-1....	1							1	
Patrol	4	1				1		2	
VP(L)	3	1				1		1	
P2V-7	1					1			
P2V-3B	1	1							
Y/P2V-3W ..	1							1	
VP(S)	1							1	
Y/PBM-5S2..	1							1	
Warning	2					1			1
VW(AEW)	1					1			
WV-2E.....	1					1			
VW(Q)	1								1
YWV-2Q.....	1								1
Transport	46					4	42		
VR(H)	1						1		
R5D-4R.....	1						1		
VR(M)	43					2	41		
R4D-6.....	3					1	2		
R4D-5.....	4						4		
R4D-6R.....	23					1	22		
R4D-5R.....	9						9		
R4D-6Z.....	3						3		
R4D-5Z.....	1						1		

[redacted]

[redacted]

DECLASSIFIED

DISTRIBUTION OF NON-PROGRAM AIRCRAFT BY MODEL

TABLE 8

CLASS & MODEL	GRAND TOTAL	AWTG. DECI-SION	AWTG. STRIKE	MAP	CONT. RE-SERVE	BAIL-MENT	LOAN	PROJ. DEV.	BRD. OF INSP. & SURVEY
VR(C)	2					2			
TF-1.....	2					2			
Utility	1		1						
VU(TOW)	1		1						
JD-1.....	1		1						
Training	73	14	16		2	5	29	6	1
VT(JET)	34	7	14			5	2	5	1
T2J-1.....	2					2			
Y/T2J-1....	3							3	
YT2J-1.....	1								1
Y/T2V-1....	1							1	
TV-2.....	22	7	14				1		
Y/TV-2.....	1							1	
F9F-8T.....	4					3	1		
VT(D)JET	1						1		
TV-2D.....	1						1		
VT(KD)JET	2	1					1		
TV-2KD.....	2	1					1		
VT(ME)PROP	9	6	1				2		
JRB-6.....	3	3							
JRB-4.....	1						1		
SNB-5.....	5	3	1				1		
VT(SE)PROP	2		1					1	
Y/T-34B....	1							1	
SNJ-5.....	1		1						
VT(E)PROP	25				2		23		
R4D-6Q.....	8				1		7		
R4D-5Q.....	4				1		3		
R4D-6S.....	12						12		
R4D-5S.....	1						1		

CLASS & MODEL	GRAND TOTAL	AWTG. DECI-SION	AWTG. STRIKE	MAP	CONT. RE-SERVE	BAIL-MENT	LOAN	PROJ. DEV.	BRD. OF INSP. & SURVEY
Rotary Wing	37	3	4	4		22		4	
HS	17			2		12		3	
HSS-2.....	4					4			
HSS-1.....	8					8			
Y/HSS-1....	1							1	
HSS-1N.....	2			2					
Y/HSS-1N...	1							1	
Y/HSL-1....	1							1	
HO	2	1				1			
HOK-1.....	1					1			
XHO3S-2....	1	1							
HR	1							1	
Y/HR2S-1...	1							1	
HU	6	1				5			
HU2K-1.....	2					2			
HUL-1.....	1					1			
HUP-2.....	2	1				1			
HUP-1.....	1					1			
HT	11	1	4	2		4			
HTK-1.....	3					3			
HTL-7.....	1					1			
HTL-5.....	4	1	3						
HTL-4.....	3		1	2					
Airships	2								2
ZP	2								2
YZPG-3W....	2								2

CONFIDENTIAL

[redacted]

[redacted]

DECLASSIFIED

PROGRAM AIRCRAFT INVENTORY
TYPE OF ORGANIZATIONAL UNIT BY CLASS

TABLE 9

UNIT TYPE	TOTAL	VF JET	VF PROP	VA JET	VA PROP	VS	VP	VW	VO	VR	VU	VT JET	VT PROP	H	Z
		CLASS OF AIRCRAFT													
TOTAL	11256	2637		1317	1030	613	742	140	48	571	196	1041	1924	962	35
OPERATING	7095	1366		984	505	452	521	97	37	426	101	649	1215	733	9
LOGISTIC SUPP	2263	700		284	298	161	171	35	11	88	38	150	163	161	3
RESERVE STOCK	1898	571		49	227		50	8		57	57	242	546	68	23
OPERATING UNITS															
FLEET COMBAT	3351	886		741	346	195	369	82	37	144		34	7	503	7
USN	2396	582		522	341	195	369	82		54				244	7
VF DAY	219	219													
VF AW	255	243		12											
VA JET	391	14		367	10										
VA PROP	226			23	203										
VA H	106			106											
VFP PHOTO	25	25													
VAW AEW	114				112	2									
VFAW	22	22													
GMGRU	25	25													
VQ ECM	16			4	7		5								
VAP PHOTO	8			4	4										
VCP PHOTO	45	34		6	5										
VS	193					193									
HS	140													140	
VP LAND	244						244								
VP SEA	120						120								
ZP	3														3
VW AEW WEA	33							31		2					
VW BARRIER	51							51							
ZW BARRIER	4														4
HU	104													104	
VR TAC SUPP	52									52					
USMC	955	304		219	5				37	90		34	7	259	
MAW HEDRONS	82	4			5					26		34	5	8	
VMF	152	152													
VMF AW	96	96													
VMA	219			219											
VMCJ	52	52													
VMR	64									64					
HMR	246								3					243	
VMO	44								34				2	8	
DIR FLEET SUPP	696	96		21	19	6	21	1		100	75	197	129	31	
USN	625	94		21	19	6	21	1		94	75	144	123	27	
OPDEVFOR	61	13		11		4	8			8	5	3	3	6	
FASRON	121	2		3	3	2		1		30	6	21	53		
VU	114	56			6		2			1	35	3	8	3	
FERRY SQDRNS	6									4			2		
FLEET TRNG	194	21		5	1		8			7	1	115	35	1	
FLEET BASES	105	2		2	9		3			24	27	2	22	14	
CV & AV UTIL	24									20	1			3	
USMC	71	2								6		53	6	4	
FMF & FAHG	17	2								5		6	4		
VMT	45											45			
FLFET BASES	9									1		2	2	4	
IND FLEET SUPP	713	72		22	30	4	14	9		110	24	79	277	70	2
NABS & NAS	401	10			8	2	1	3		63	18	60	209	27	
HMM	27													27	
BAGR & BAR	17									3			14		
R & D	153	62		22	10	2	13	6		10	3	10	6	7	2
ATT & MISS	23									16	3		3	1	
USMCAS	92				12					18		9	45	8	
NATRA	1556	125		131	44	86	22	5		17	2	288	756	80	
BASIC	911	7			1					7	2	167	657	70	
ADVANCED	535	71		131	43	86	22			6		111	57	8	
TECHNICAL	110	47						5		4		10	42	2	
NART	779	187		69	66	161	95			55		51	46	49	
NON-OPERATING UNITS															
LOGISTIC SUPP	2263	700		284	298	161	171	35	11	88	38	150	163	161	3
OPTL POOLS	823	370		156	45	46	25	26	3	31	4	49	41	26	1
RFI	319	166		38	24	18	10	5	1	4	1	24	26	2	
NOT RFI	504	204		118	21	28	15	21	2	27	3	25	15	24	1
NON OPTL SUPP	1440	330		128	253	115	146	9	8	57	34	101	122	135	2
DELIVERY	215	54		59	10	8	8		2	2	2	33	8	29	
REWORK	613	106		34	88	41	105	9	4	45	21	31	62	65	2
AWTG REWORK	612	170		35	155	66	33		2	10	11	37	52	41	
[redacted]	1898	571		49	227		50	8		57	57	242	546	68	23
O/H REQUIRED	1849	562		49	221		40	8		56	57	241	532	68	15
O/H NOT REQ	49	9			6		10			1		1	14		8

[redacted]

Chart 3

DECLASSIFIED

[redacted]

TYPE OF ORGANIZATIONAL UNIT

(OPERATING INVENTORY VS PLANNED ASSIGNMENT)

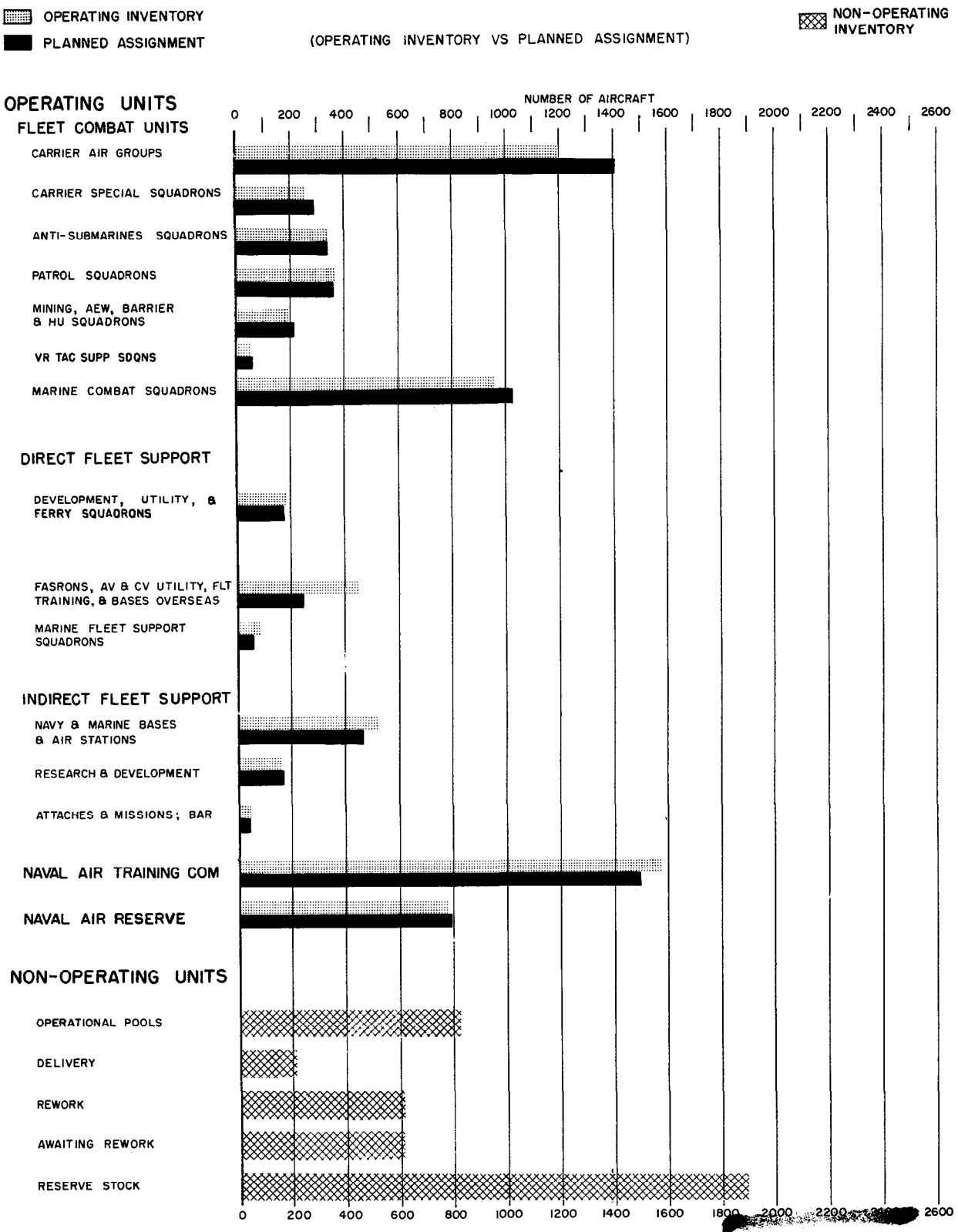

[redacted]

DECLASSIFIED

[redacted]

PROGRAM AIRCRAFT INVENTORY
TYPE OF ORGANIZATIONAL UNIT BY CLASS
NAVAL AIR FORCE, ATLANTIC FLEET

TABLE 10

UNIT TYPE	TOTAL	CLASS OF AIRCRAFT													
		VF JET	VF PROP	VA JET	VA PROP	VS	VP	VW	VO	VR	VU	VT JET	VT PROP	H	Z
TOTAL	2144	520		404	181	140	208	56	13	150	31	100	71	262	8
OPERATING	1875	413		352	155	127	204	41	12	134	31	80	58	261	7
OPERATIONAL POOLS	269	107		52	26	13	4	15	1	16		20	13	1	1
FLEET COMBAT	1568	377		352	151	121	191	40	12	61		9	1	246	7
USN	1178	249		256	147	121	191	40		24				143	7
VF DAY	92	92													
VF AW	123	123													
VA JET	182	3		169	10										
VA PROP	104			23	81										
VA H	57			57											
VFP PHOTO	25	25													
VAW AEW	50				49	1									
GMGRU	6	6													
VQ ECM	9			3	3		3								
VAP PHOTO	8			4	4										
VS	120					120									
HS	85													85	
VP LAND	137						137								
VP SEA	51						51								
ZP	3														3
VW AEW WEA	16							16							
VW BARRIER	24							24							
ZW BARRIER	4														4
HU	58													58	
VR TAC SUPP	24									24					
USMC	390	128		96	4				12	37		9	1	103	
MAW HEDRONS	26	3			4					9		9	1		
VMF	76	76													
VMF AW	31	31													
VMA	96			96											
VMCJ	18	18													
VMR	28									28					
HMR	103													103	
VMO	12								12						
DIR FLEET SUPP	291	36			4	6	13	1		61	29	71	56	14	
USN	261	34			4	6	13	1		59	29	47	54	14	
OPDEVFOR	40	7				4	8			8	5	1	1	6	
FASRON	51					2		1		20	3		25		
VU	37	27									10				
FERRY SQDRNS	3									2			1		
FLEET TRNG	73						5			4	1	46	16	1	
FLEET BASES	44				4					14	9		11	6	
CV & AV UTIL	13									11	1			1	
USMC	30	2								2		24	2		
FMF & FAHG	10	2								2		4	2		
VMT	20											20			
IND FLEET SUPP	16									12	2		1	1	
ATT & MISS	16									12	2		1	1	
OPTL POOLS	269	107		52	26	13	4	15	1	16		20	13	1	1
RFI	104	43		15	8	5		5	1	4		11	12		
NOT RFI	165	64		37	18	8	4	10		12		9	1	1	1

[redacted]

DECLASSIFIED

[redacted]

PROGRAM AIRCRAFT INVENTORY
TYPE OF ORGANIZATIONAL UNIT BY CLASS
NAVAL AIR FORCE, PACIFIC FLEET

TABLE 11

UNIT TYPE	TOTAL	CLASS OF AIRCRAFT													
		VF JET	VF PROP	VA JET	VA PROP	VS	VP	VW	VO	VR	VU	VT JET	VT PROP	H	Z
TOTAL	2627	799		499	223	94	196	52	27	138	51	166	86	296	
OPERATING	2195	569		410	210	74	186	42	25	126	47	151	81	274	
OPERATIONAL POOLS	432	230		89	13	20	10	10	2	12	4	15	5	22	
FLEET COMBAT	1783	509		389	195	74	178	42	25	83		25	6	257	
USN	1218	333		266	194	74	178	42		30				101	
VF DAY	127	127													
VF AW	132	120		12											
VA JET	209	11		198											
VA PROP	122				122										
VA H	49			49											
VAW AEW	64				63	1									
VFAW	22	22													
GMGRU	19	19													
VQ ECM	7			1	4		2								
VCP PHOTO	45	34		6	5										
VS	73					73									
HS	55													55	
VP LAND	107						107								
VP SEA	69						69								
VW AEW WEA	17							15		2					
VW BARRIER	27							27							
HU	46													46	
VR TAC SUPP	28									28					
USMC	565	176		123	1				25	53		25	6	156	
MAW HEDRONS	56	1			1					17		25	4	8	
VMF	76	76													
VMF AW	65	65													
VMA	123			123											
VMCJ	34	34													
VMR	36									36					
HMR	143								3					140	
VMO	32								22				2	8	
DIR FLEET SUPP	405	60		21	15		8			39	46	126	73	17	
USN	364	60		21	15		8			35	46	97	69	13	
OPDEVFOR	21	6		11								2	2		
FASRON	70	2		3	3					10	3	21	28		
VU	77	29			6		2			1	25	3	8	3	
FERRY SQDRNS	3									2			1		
FLEET TRNG	121	21		5	1		3			3		69	19		
FLEET BASES	61	2		2	5		3			10	18	2	11	8	
CV & AV UTIL	11									9				2	
USMC	41									4		29	4	4	
FMF & FAHG	7									3		2	2		
VMT	25											25			
FLEET BASES	9									1		2	2	4	
IND FLEET SUPP	7									4	1		2		
ATT & MISS	7									4	1		2		
OPTL POOLS	432	230		89	13	20	10	10	2	12	4	15	5	22	
RFI	170	113		13	11	13	3				1	13	1	2	
NOT RFI	262	117		76	2	7	7	10	2	12	3	2	4	20	

[redacted]

[redacted]

[redacted]

DECLASSIFIED

MAN-CARRYING DRONES
COMMAND AND STATUS DISTRIBUTION BY MODEL

TABLE 12

MODEL	COMMAND						STATUS			
	GRAND TOTAL	LANT	PAC	NABS	R&D	BUAER	OPERATING	OPERAT'L. POOL	NON OPERAT'L. SUPPORT	RESERVE STOCK
TOTAL	310	8	13	25	34	230	80	-	111	119
F9F-6K2	4	-	-	1	1	2	2	-	2	-
F9F-6K	121	8	9	11	24	69	52	-	18	51
F9F-6KX	148	-	-	-	-	148	-	-	91	57
F6F-5K	17	-	4	4	9	-	17	-	-	-
F4Y-2K	20	-	-	9	-	11	9	-	-	11

AIRCRAFT ON LOAN TO NAVY

TABLE 13

MODEL	TOTAL	CUSTODIAN	LOCATION
TOTAL	13		
B-45A	1	Research & Development	BAR, Kansas City
F-101A	2	Research & Development	BAR, Columbus
F-104A	1	Research & Development	BAR, Columbus
H-23D	1	Research & Development	BAR, Palo Alto
H-25A	1	Research & Development	BAR, Morton
H-37A	2	Research & Development	BAR, East Hartford
HU-1	1	Research & Development	BAR, Fort Worth
JRF-5G	1	Research & Development	BAR, Elmhurst
PBM-5G	1	Research & Development	BAR, San Diego
RB-66A	1	Research & Development	BAR, Inglewood
RB-66B	1	Research & Development	BAR, Columbus

[redacted]