DECLASSIFIED

~~CONFIDENTIAL~~

OPNAV

ALLOWANCES and LOCATION of NAVY AIRCRAFT

DECLASSIFIED by authority of Op-51 on 2 April 1975 by Blanche Snyder Op-511

OPNAV NOTICE P03110

May 1959 Date

31 MAY 1959

DEPARTMENT OF THE NAVY
OFFICE OF THE CHIEF OF NAVAL OPERATIONS

~~CONFIDENTIAL~~

DEPARTMENT OF THE NAVY
OFFICE OF THE CHIEF OF NAVAL OPERATIONS
WASHINGTON 25, D. C.

[redacted]
OP-502D
Ser 02540P50

CONFIDENTIAL

DECLASSIFIED

30 JUN 1959

OPNAV NOTICE P03110

From: Chief of Naval Operations
To: Distribution List

Subj: Allowance and Location of Navy Aircraft (U)

1. Purpose.

a. To indicate the following by units:

(1) The operating aircraft allowances (Table 1).
(2) The actual on hand aircraft inventories (Table 2), as of 31 May 1959.
(3) The planned assignments of operating aircraft (Table 2).

b. To show the actual on hand program and non-program aircraft inventory in various forms (Section II), as of 31 May 1959.

2. General Instructions.

a. This Notice establishes unit operating allowances of the Naval Aircraft Program within each major operating command. The allocation of naval aircraft by model (i. e. operating and operational pool) is reflected in OPNAV INSTRUCTION 03110.1, "U. S. Naval Aircraft Program (Gray Book), which establishes the operating and operational pool allocations for major operating commands in accordance with the approved planning factors and available inventory. In those instances where apparent inconsistencies between operating allowances and allocations occur, the "U. S. Naval Aircraft Program" shall be the controlling instruction, since it represents the planned implementation of aircraft programs which Congress approved and provided funds for. Actual on hand aircraft inventories are developed by the Navy Aircraft Accounting System, OPNAV INSTRUCTION 5442.2. The Naval Air Reserve Training Command as shown herein, has been established as a major command for aircraft logistics purposes only.

b. If the allowances as set forth are not deemed suitable for the mission which an activity or command has to support, the Chief of Naval Operations will consider recommendations for changes in types and allowances of aircraft. However, any requests for such changes that would result in an increase in a major command's total aircraft operating allowance should contain that command's recommendation for a compensatory reduction.

c. Major operating commands are authorized to shift operating assignments (Table 2) from one unit to another on a temporary basis; however, if it is expected that this shift will exceed three (3) months, the Chief of Naval Operations shall be requested to change the authorized operating allowance (Table 1).

d. Specific assignment of aircraft to individual officers is prohibited by the Secretary of the Navy. Aircraft for shore based activities not listed in Table 1 are provided within the allowances of Naval Air Bases, the Naval Air Reserve Training Command, the Naval Air Training Command, and the Bureau of Aeronautics (Research and Development).

e. Types, classes and models of aircraft listed herein are in conformance with BUAER INSTRUCTION 05030.4 of 17 October 1957.

f. Planned operating levels of target drones (capable of carrying a pilot) are contained in OPNAV INSTRUCTION 03110.1 (U. S. Naval Aircraft Program).

[redacted]

[redacted]

[redacted]

DECLASSIFIED

OPNAVNOTE P03110

3. The security classification of this publication and all previous editions thereof is automatically downgraded from Confidential to Unclassified five (5) years after the date of issue on the letter of promulgation. This action is in accordance with [redacted] of OPNAV INSTRUCTION 5510.1B. Upon downgrading, this publication will be marked "FOR OFFICIAL USE ONLY."

4. Cancellation. This Notice is cancelled and will be destroyed by burning when the next issue is received. No report of destruction is necessary. For record purposes cancel 15 September 1959.

F. Massey

F. MASSEY
By direction

DISTRIBUTION LIST:
SecDef(Comptroller)Budget (1)
Office of Progress, Report and Statistics (1)
Weapons System Evaluation Group (1)
COFS, USAF, (Attn: AFXPR-AM) Rm: 4E1029, Pentagon (1)
Chief, NavAdvGrp, AU Library 8464 Maxwell AFB, Montgomery, Ala. (1)
CINC MQ SAC, Offutt AFB, Omaha, Nebraska (Attn: DinC) (1)
Chief, Traffic Forecast Section, Airways Mod. Bd., Rm: 4B348, Pent. (DRD-GW) (1)
Senior Member BIS, PaxRiv (1)
CINC, Pacific Air Force, Hickam AFB, Pearl Harbor, T.H. (1)
Bureau of the Budget (Attn: Navy Section Chief) (1)
GAO (Defense Acct. & Audit Div.) Navy Audit Group, Wash.,D. C. (1)
Naval Aide to the President, (Attn: Capt. E. P. Aurand), The White House (1)
Directorate of Development Planning, DCS, Development, (Attn: RAND PROJ) (AFDAP-R), USAF, Rm: 5D462, Pentagon (1)
Record & Research Branch, J-3, The Joint Staff, Pentagon (2)
Seventh FLT NLO-130PP, MQ-13 AF (1)

OPNAV:

Op-001	(1)	Op-41	(1)	Op-501E	(1)	Op-007	(1)
Op-09B5	(3)	Op-404	(1)	Op-502	(20)	Op-82	(1)
Op-09B6	(1)	Op-411D	(1)	Op-503	(1)	Op-09	(1)
Op-03EG	(1)	Op-43	(1)	Op-504	(2)	Op-09D	(1)
Op-94	(1)	Op-05	(2)	Op-507	(3)	Op-704	(1)
Op-312	(1)	Op-05A5	(1)	Op-74	(3)	Op-92	(6)
Op-33	(5)	Op-50	(1)	Op-52	(4)	Op-923R	(1)
Op-34	(2)	Op-50C	(2)	Op-55	(5)	CNO Flag Plot	(1)
Op-09B84	(1)	Op-05B1	(1)	Op-56	(2)	Op-50S	(7)
Op-345	(1)	Op-501	(25)	Op-57	(1)	Op-09B1S(Dir.)	(11)

PART I SNDL:

21	(6)	
22	(4)	
23	(2)	
23A	(1)	
24A	(COMNAVAIRPAC only) (15)	
	(COMNAVAIRLANT) (10)	
24B	(2)	(less COMPHIBPAC)
24F	(3)	
24H	(2)	(less COMFLTRAPAC)
24J	(2)	
26F	(2)	(less OPDEVDET/DEVFOR NLondon)
26AA	(2)	
26CC	[redacted]	
27C	(1)	(less COMALSEAFRON)
28A	(1)	
29H	(1)	(less CVAs 16,20,59)
32HH	(1)	
32JJ	(1)	(less AVP-48)
42A	(3)	(COMFAIRALAMEDA (4))
42B	(FLTAIRSHIPWINGONE only (1))	
42C	(1)	
42D	(1)	(less FAETUPAC Dets 2&3-FAETULANT FAETULANT Det 2)
42H	(1)	
42EE	(2)	
42T	(1)	(less TACGRU 1)
46A	(2)	
46B	(2)	
46C	(1)	(less MAG-13)
46D	(1)	(less VMFRONS 232,312)

[redacted]

[redacted]

DECLASSIFIED

OPNAVNOTE P03110

PART II SNDL:

A1	ASTSECNAV(AIR) only (2)			
A2A	NavCompt (2)			
	ONM(M44) (1)			
	ONR (Logistics Research Proj (PP) (1)			
	OAR (1)			
A5	BUAER (92)			
	BUORD (9)			
	BUPERS (7)			
	BUSHIPS-241 (5)			
	BUSANDA-S-123 (1)			
	BUORD(Prog.&Reqt Br.) (PL3B) (1) REW 3A (1)			
B2	Dir NSA, Ft. George G. Meade, Md. (Attn: Cref-212) (1)			
B3	Comdt, Armed Forces Staff College, NorVa (2)			
B4	Sr Naval Officer, MATS, Scott AFB, Illinois (1)			
C1	Army War College, Carlisle Brks, Pa. (Attn: Library P-3) (1)			
E4	NRL, Attn: Code-1060, Wash 25, D. C. (1)			
E16	TDC, Port Wash. (2)			
F2	(1) (less 3ND, 15ND, SRNC)			
G1A	(2) (less Agana, Niagara, Denver, So. Weymouth)			
G1B	(1)	G8K	(6)	
G1D	(1) (less NAF Annapolis)	G13	(1)	
G1F	(1)	G14	(1)	
G1H	(1) (less NAB-8/NABPhil)	G16	(1)	
G2		G18	(1)	
G3A	(2)	G19	(1)	
G3B	(2)	G20	(1)	
G3C	(2)	G21	(1)	
G3D	(4)	J5	(1)	
G3E	(1)	J60	(2)	
G4A	(1)	J84	(2)	
G5A	(2)	J95	(2)	
G5B	(1)	K1	(2)	
G5C	(2)	K2A	(1)	(NAD, Code 4100, Crane, Ind. only)
G5D	(1)	K3	(1)	
G6A	(1)	M46	(2)	
G6B	(1) (BAR E. Hartford only)	M47	(2)	
G6C	(1)	P1	(5)	
G7A	(1)	R20	(1)	

[redacted]

DECLASSIFIED

CONFIDENTIAL

TABLE OF CONTENTS

SECTION I

STATUS CODES 6

ABBREVIATIONS 7

TABLE I PROGRAM OPERATING ALLOWANCES FOR FISCAL 1960 8

TABLE 2 LOCATION OF TOTAL PROGRAM AND NON-PROGRAM AIRCRAFT INVENTORY 17

TABLE 3 PROGRAM INVENTORY BY STATUS AND PLANNED OPERATING ASSIGNMENTS 43

TABLE 4 TOTAL PROGRAM AND NON-PROGRAM AIRCRAFT INVENTORY BY LOCATION AND ORGANIZATIONAL UNIT 64

GENERAL

The Navy Program aircraft inventory is presented herein in three arrangements:

TABLE 2 is by type of reporting custodian within each command showing, for each unit and model of aircraft, location, authorized operating allowance, and actual inventory.

TABLE 3 is a summary of the actual operating inventory by major commands for each class, configuration and model in the program.

TABLE 4 is in alphabetic order of geographic location except that carriers and other ships are listed first showing for each location the "reporting custodians" or "unit" based there, the total aircraft in custody of each, and a code designation of their respective "command". The column headed Command contains their code designations, which are translated as follows:

11.....LANT.....Atlantic Fleet (Navy)
19.....LANT.....Atlantic Fleet (Marine Corps)

21.....PAC.....Pacific Fleet (Navy)
29.....PAC.....Pacific Fleet (Marine Corps)

31.....NABS.....Naval Air Bases (Navy)
39.....NABS.....Naval Air Bases (Marine Corps)

41.....NABTC.....Naval Air Basic Training Command
43.....NAATC.....Naval Air Advanced Training Command
44.....NATTC.....Naval Air Technical Training Command

50.....NART.....Naval Air Reserve Training Command

70.....R&D.....Research & Development, BUAER

88.....BUAER.....Maintenance and Support, BUAER

The above classifications are for logistic purposes and statistical convenience and in no way alter any organizational structure or military command established elsewhere by the Navy.

SECTION II

STATUS OF NAVY AIRCRAFT INVENTORY 67

CONFIDENTIAL

DECLASSIFIED

STATUS CODES

Table two of this report includes a column headed "STATUS" which refers to aircraft status code classifications as defined in OPNAV INSTRUCTION NO. 5442.2 For full status code definitions, see reference.

AIRCRAFT STATUS CLASSIFICATIONS	AIRCRAFT STATUS CODES					
THE PROCESS	IF IN THE PROCESS		IF AWAITING THE PROCESS (OR AWAITING TRANSFER ELSEWHERE FOR THE PROCESS)		IF ENROUTE TO THE PROCESS	
					Flight	Surface Transport
OPERATING	A-number, aging in tour, A-letter, not aging in tour		If in operating command	If In BUAER		
Primary Use:						
Combat	A1	AJ	B	B if completely ready for issue; B # to indicate material lacking:	C	C9
Combat Services	A2	AK	B		C	C9
Student Pilot Training	A3	AL	B		C	C9
Post-Student Training	A4	AM	B	B1-Airborne Equipment	C	C9
Crew Training	A5	AN	B	B2-Armament	C	C9
Individual Proficiency	A6	AO	B	B3-Electronic	C	C9
Transport	A7	AP	B	B4-Photographic	C	C9
Utility (Including Administrative)	A8	AQ	B	B5-Power Plant	C	C9
Research and Development	A9	AR	B		C	C9
STANDARD REWORK	D-number, in rework D-letter, rework completed except for flight check		If to be reworked where now located	If to be transferred elsewhere for rework		
			Flyable	Non-Flyable	Flyable	Non-Flyable
Overhaul	D1	DA	E1	E6	EJ	EN	F1	F6
Progressive Maintenance-Conversion	D2	DB	E2	E7	EK	EP	F2	F7
Progressive Maintenance	D3	DC	E3	E8	EL	EQ	F3	F8
Overhaul-Conversion	D4	DD	E4	E9	EM	ER	F4	F9
Airline Maintenance	D9	-	E3	E8	EL	EQ	F3	F8
SPECIAL REWORK			If not in storage and if flyable, H - Number; but if nonflyable, H - Letter. If in storage, M - Number.			
				Not In Cans	In Cans	
Conversion	G4		H4 HM	-	-	I	I9
Modification	G5		H5 HN	-	-	I	I9
Repair	G6		H6 HO	-	-	I	I9
Modernization	G7		H7 HP	M7	M9	I	I9
Modernization-Conversion	G8		H8 HQ	M8	MQ	I	I9
Interim Rework	G9		H9 HR	-	-	I	I9
STORAGE						
Standard rework required . . . In cans	MW		NX		OX	
Not in cans	MX		NX		OX	
Standard rework not required . Not in cans	MY		NY		OY	
In cans	MZ		NY		OY	

RETIREMENT AND STRIKE		BASIS OF ELIGIBILITY FOR RETIREMENT AND STRIKE			
		Category 1 Damage	Category 2 Depreciation	Category 3 Administrative	Category 4 Service Life Ended
Awaiting decision to strike	Flyable	Q1	P2	P3	P4
	Nonflyable		Q2	Q3	Q4
Awaiting strike	Flyable		S2	S3	S4
	Nonflyable		SK	SL	SM
MAP . . No rework involved			R	R	R
Standard rework involved	In process		RD	RD	RD
	Awtg , enroute		RE	RE	RE
Special rework involved	In process		RG	RG	RG
	Awtg , enroute		RH	RH	RH

VARIOUS

Bailment . . On Contract	T
Contract pending	TR
Loan . . By the Navy	U
To the Navy	U5
Provisionally accepted	V#
Grounded, Structural	X
Disposition undetermined . . . . Awaiting	Y
Enroute	Z

Contingency Reserve:		If Enroute	If Not
Not stored . .	Flyable	WD	WF
	Nonflyable	WE	WN
Stored	In cans		WA
	Not in cans		WB

DECLASSIFIED

LOCATION OF NAVY AIRCRAFT
ABBREVIATIONS USED IN THIS REPORT
(Excluding "Status" Codes)

ABD - Aboard (name of ship follows)
ABMA - Army Ballistic Missile Agency
ADV - Advance
AER - Aeronautics, Bureau of
AES - Aircraft Engineering Squadron
AFB - Air Force Base
ASW - Anti-Submarine Warfare
ATT - Naval Attache
ATU - Advanced Training Unit
AV , AVP - Seaplane Tenders

BAGR - Bureau of Aeronautics General Representative
BAMR - Bureau of Aeronautics Maintenance Representative
BAR - Bureau of Aeronautics Representative
BARR - Bureau of Aeronautics Resident Representative
BIS - Board of Inspection and Survey ("Y" Prefix)
BUAER - Bureau of Aeronautics

CAA - Civil Aeronautics Authority
CD - Central District
CMEF - Commander of Middle East Forces
CNFE - Commander Naval Far East
CNFGER - Commander Naval Forces Germany
CVA - Attack Carrier
CVE - Escort Carrier
CVG - Carrier Air Group
CVL - Light Carrier
CVS - ASW Support Carrier

DET - Detachment
DST - District

F&M - Ferry and Maintenance
FAGU - Fleet Air Gunnery Unit
FAETU - Fleet Airborne Electronics Training Unit
FASRON - Fleet Air Service Squadron
FAWTU - Fleet All Weather Training Unit
FLTACSUPP - Fleet Tactical Support Squadrons
FORAVAHQGRU - Marine Force Aviation Headquarters Group

GMGRU - Guided Missile Group
GMSRON - Guided Missile Service Squadron

H&HS - Headquarters and Headquarters Squadron
H&MS - Headquarters and Maintenance Squadron
HATU - Heavy Attack Training Unit
HDQTRS - Headquarters
HEDRON - Marine Headquarters Squadron
HMR - Marine Helicopter Transport Squadron
HMX - Marine Helicopter Operational Development Squadron
HS - Helicopter Anti-Submarine Squadron
HTG - Helicopter Training Group
HU - Helicopter Utility Squadron

INM - Inspector of Naval Material

JOC - Joint Operations Center
JTTU - Jet Transitional Training Unit

LANT - Naval Air Force, Atlantic Fleet

M&S - Maintenance and Support, BUAER
MAAG - Military Assistance Advisory Group
MARS - Marine Aircraft Repair Squadron
MARTRAREPLGRU - Marine Training and Replacement Group
MATRON - AEW Barrier Maintenance Squadron
MATS - Military Air Transport Service
MCAF - Marine Corps Air Facility
MCALF - Marine Corps Auxiliary Landing Field
MCAS - Marine Corps Air Station
MINDEFDEVU - Mine Defense Development Unit
MISS - Naval Mission
MTG - Marine Training Group
MWSG - Marine Wing Service Group

NAAS - Naval Auxiliary Air Station
NAATC - Naval Air Advanced Training Command
NABS - Naval Air Bases
NABTC - Naval Air Basic Training Command
NADC - Naval Air Development Center
NADU - Naval Air Development Unit
NAF - Naval Air Facility
NAMC - Naval Air Material Center
NAOTS - Naval Aviation Ordnance Test Station
NART - Naval Air Reserve Training
NARTS - Naval Air Rocket Test Station
NARTU - Naval Air Reserve Training Unit
NAS - Naval Air Station
NASA - National Aeronautics and Space Administration
NASWF - Naval Air Special Weapons Facility
NATC - Naval Air Test Center
NATRA - Naval Air Training
NATECHTRACEN - Naval Air Technical Training Center
NATECHTRAU - Naval Air Technical Training Unit
NATTC - Naval Air Technical Training Command
NATTU - Naval Air Technical Training Unit
NATU - Naval Air Torpedo Unit
NAV - Naval
NAVCICOFFSCH - Combat Information Center Officers' School
NLO - Naval Liaison Officer
NOTS - Naval Ordnance Test Station
NPG - Naval Proving Ground
NPU - Naval Parachute Unit
NSAWF - Naval School All Weather Flight
NTDC - Naval Training Device Center

O&R - Overhaul and Repair, BUAER M&S
ONR - Office of Naval Research
OPDEVFOR - Operational Development Force

PAC - Naval Air Force, Pacific Fleet
PRNC - Potomac River Naval Command

R&D - Research and Development, BUAER

SDC - Special Devices Center
SO&ES - Station Operations and Engineering Squadron
SRNC - Severn River Naval Command

TRANS - Transportation

USMC - United States Marine Corps
USN - United States Navy
USNMC - United States Naval Missile Center
USNR - United States Naval Reserve

VA - Attack Squadron
VAAW - Carrier Special Squadron Night
VAH - Heavy Attack or Mining Squadron
VAHM - Mining Squadron
VAP - Photographic Squadron
VAW - Carrier Special Squadrons Air Early Warning
VF - Fighter Squadron
VFAW - Carrier Special Squadron
VFP - Composite Squadron Photographic
VMA - Marine Attack Squadron
VMAT - Marine Attack Training Squadron
VMC - Marine Composite Squadron
VMCJ - Marine Composite Photographic Squadron
VMFAW - Marine All-Weather Fighter Squadron
VMFT - Marine Fighter Training Squadron
VMFTAW - Marine All-Weather Fighter Training Squadron
VMIT - Marine Instrument Training Squadron
VMJ - Marine Photographic Squadron
VMO - Marine Observation Squadron
VMR - Marine Transport Squadron
VP - Patrol Squadron
VQ - Electronic Counter Measures Squadron
VR - Transport Squadron
VS - Anti-Submarine Squadron
VU - Utility Squadron
VW - Air Early Warning Squadron
VX - Air Operational Development Squadron

ZP - Airship Patrol Squadron
ZTG - Airship Training Group
ZW - Barrier Squadron (Contiguous)
ZX - Airship Operational Development Squadron

NOTE: For information as to abbreviations used to designate class, subclass and version of aircraft, see pages 58 and 64.

DECLASSIFIED

TABLE 1

PROGRAM OPERATING ALLOWANCES FOR FISCAL 1960

Table 2 reflects planned aircraft model assignments to meet the allowances shown in Table 1. In instances where the Naval Aircraft Inventory contains insufficient aircraft of the types shown in Table 1, Table 2 will indicate substituted models. The primary operating status code included in Table 1 reflects the primary reason or intent for the operating units having an authorized operating allowance therefore. Where inconsistencies appear between the status codes listed in Table 1 and Table 2, differences will be resolved in favor of those listed in Table 1. Revisions to the authorized allowances listed in Table 1 will be indicated by an appropriate symbol for subsequent periods; however, because of budgetary considerations such revision will normally not appear at intervals of less than four months.

UNIT	LOCATION	CLASS	PRIMARY OPTG. STATUS	FISCAL YEAR 1960 30 SEP 1959	31 DEC 1959	31 MAR 1960	30 JUN 1960
FLEET COMBAT UNITS							
USN							
AIR FORCE ATLANTIC FLEET							
CARRIER AIR GROUPS							
CVG 1							
CVG 1		VT JET	A4	2	2	2	2
VF 14	ABD ROOSEVLT	VF AW JET	A1	14	14	14	14
VF 11	GTMO BAY	VF AW JET	A1	14	14	14	14
VA 15	ABD ROOSEVLT	VA DAY	A1	12	12	12	12
VA 46	ABD INTREPID	VA DAY JET	A1	12	12	12	12
VA 172	ABD ROOSEVLT	VA DAY JET	A1	12	12	12	12
VAH 11	LEEWARD PNT	VA H JET	A1	12	12	12	12
CVG 3							
CVG 3		VT JET	A4	2	2	2	2
VF 31	ABD SARATOGA	VF AW JET	A1	14	14	14	14
VF 32	ABD SARATOGA	VF AW JET	A1	14	14	14	14
VA 34	LEEWARD PNT	VA DAY JET	A1	12	12	12	12
VA 35	ABD SARATOGA	VA DAY	A1	12	12	12	12
VA 36	ABD SARATOGA	VA DAY JET	A1	12	12	12	12
VAH 9	ABD SARATOGA	VA H JET	A1	12	12	12	12
CVG 4							
RCVG 4		VT JET	A4	4	4	4	4
VA 43	OCEANA	VA DAY JET	A4	19	19	19	19
		VT JET	A4	28	28	28	28
VF 101	KEY WEST	VF AW JET	A4	19	19	19	19
		VT JET	A4	4	4	4	4
VF 174	CECIL FIELD	VF AW JET	A4	20	20	20	20
		VT JET	A4	4	4	4	4
VA 42	OCEANA	VA DAY	A4	13	13	13	13
		VT SE	A4	3	3	3	3
VA 44	JACKSONVILLE	VA DAY JET	A4	19	19	19	19
		VT JET	A4	21	21	21	21
		VT SE	A4	7	7	7	7
VAH 3	SANFORD	VA HT JET	A4	4	4	4	4
		VA H JET	A4	10	10	10	10
		VT JET	A4	4	4	4	4
CVG 6							
CVG 6		VT JET	A4	2	2	2	2
VF 33	ABD INTREPID	VF AW JET	A1	14	14	14	14
VF 74	ABD INTREPID	VF AW JET	A1	14	14	14	14
VA 65	ABD INTREPID	VA DAY	A1	12	12	12	12
VA 66	ABD INTREPID	VA DAY JET	A1	12	12	12	12
VA 76	OCEANA	VA DAY JET	A1	12	12	12	12
CVG 7							
CVG 7		VT JET	A4	2	2	2	2
VF 41	ABD INDEPEND	VF AW JET	A1	14	14	14	14
VF 84	OCEANA	VF AW JET	A1	14	14	14	14
VA 75	ABD INDEPEND	VA DAY	A1	12	12	12	12
VA 86	ABD INDEPEND	VA DAY JET	A1	12	12	12	12
VA 72	OCEANA	VA DAY JET	A1	12	12	12	12
VAH 1	SANFORD	VA H JET	A1	12	12	12	12
CVG 8							
CVG 8		VT JET	A4	2	2	2	2
VF 102	OCEANA	VF AW JET	A1	14	14	14	14
VA 81	ABD INTREPID	VA DAY JET	A1	12	12	12	12
VF 103	OCEANA	VF AW JET	A1	14	14	14	14
VA 83	OCEANA	VA DAY JET	A1	12	12	12	12
VA 85	OCEANA	VA DAY	A1	12	12	12	12
VAH 5	SANFORD	VA H JET	A1	12	12	12	12
CVG 10							
CVG 10		VT JET	A4	2	2	2	2
VA 12	CECIL FIELD	VA DAY JET	A1	12	12	12	12
VF 13	CECIL FIELD	VF AW JET	A1	14	14	14	14
VF 62	CECIL FIELD	VF AW JET	A1	14	14	14	14
VA 106	CECIL FIELD	VA DAY JET	A1	12	12	12	12
VA 176	GTMO BAY	VA DAY	A1	12	12	12	12
VAH 7	SANFORD	VA H JET	A1	12			
CARRIER SPECIAL SQDNS PHOTOGRAHIC							
VFP 62	JACKSONVILLE	VF P JET	A1	24	24	24	24
CARRIER SPECIAL SQDNS AIR EARLY WARNING							
VAW 12	QUONSET PNT	VA W	A1	24	24	24	24
		VA Q	A1	12	12	12	12
VAW 33		VA W	A1	20	20	20	20
GUIDED MISSLE SERVICE SQDN							
GMSRON 2	ROOSEVLT RDS	VF D JET	A1	7	7	7	7
		VP L D	A2	2	2	2	2
		VT D	A2	3	3	3	3
		HU	A2	1	1	1	1
ELECTRONIC COUNTER MEASURE SQDNS							
VQ 2	ROTA	VA Q JET	A1	9	9	9	9
		VA Q	A1	3	3	3	3
PHOTOGRAPHIC SQDNS							
VAP 62	JACKSONVILLE	VA P JET	A1	12	12	12	12
CARRIER ANTI SUBMARINE SQDNS							
VS 27	ABD TARAWA	VS	A1	20	20	20	20
VS 30	ABD CHMPLAIN	VS	A1	20	20	20	20
VS 31	ABD WASP	VS	A1	20	20	20	20
VS 32	QUONSET PNT	VS	A1	20	20	20	20
VS 36	NORFOLK	VS	A1	20	20	20	20
VS 39	ABD LEYTE	VS	A1	20	20	20	20
HELICOPTER ANTI SUBMARINE SQDNS							
HS 1	KEY WEST	HS	A1	16	16	16	16
HS 3	NORFOLK	HS	A1	16	16	16	16
HS 5	KEY WEST	HS	A1	16	16	16	16
HS 7	NORFOLK	HS	A1	16	16	16	16
HS 9	ABD LEYTE	HS	A1	16	16	16	16
HS 11	QUONSET PNT	HS	A1	16	16	16	16
PATROL SQDNS LAND PLANE							
VP 5	JACKSONVILLE	VP L	A1	12	12	12	12
VP 7	BRUNSWICK	VP L	A1	12	12	12	12
VP 8	NORFOLK	VP L	A1	12	12	12	12
VP 10	BRUNSWICK	VP L	A1	12	12	12	12
VP 11	ROTA	VP L	A1	12	12	12	12
VP 16	JACKSONVILLE	VP L	A1	12	12	12	12
VP 18	JACKSONVILLE	VP L	A1	12	12	12	12
VP 21	BRUNSWICK	VP L	A1	12	12	12	12
VP 23	ICELAND	VP L	A1	12	12	12	12
VP 24	NORFOLK	VP L	A1	12	12	12	12
VP 26	ICELAND	VP L	A1	12	12	12	12
PATROL SQDNS SEA PLANE							
VP 44	NORFOLK	VP S	A1	12	12	12	12
VP 45	BERMUDA	VP S	A1	12	12	12	12
VP 49	BERMUDA	VP S	A1	12	12	12	12
VP 56	NORFOLK	VP S	A1	12	12	12	12
PATROL SQDNS AIRSHIP							
ZP 2	GLYNCO	VT ME	A4	1	1	1	1
		ZP	A1	4	4	4	4
ZP 3	LAKEHURST	VT ME	A4	1	1	1	1
		ZP	A1	4	4	4	4
ZP TRA UNIT	LAKEHURST	ZP	A3	2	2	2	2
FLEET AIR EARLY WARNING SQDNS							
VW 2	PTXNT RIVER	VW AEW	A1	12	12	12	12
VW 4	JACKSONVILLE	VW AEW	A1	6	6	6	6
BARRIER SQDNS DISTANT WARNING							
VW 11	ARGENTIA	VW AEW	A1	12	12	12	12
VW 13	PTXNT RIVER	VW AEW	A1	6	6	6	6
VW 15	PTXNT RIVER	VW AEW	A1	6	6	6	6
BARR TRA UNIT	PTXNT RIVER	VR H	A5	4	4	4	4
BARRIER SQDNS CONTIGUOUS							
ZW 1	LAKEHURST	VT ME	A4	2	2	2	2
		ZW	A1	6	6	6	6
HELICOPTER RECONNAISSANCE SAR SQDNS							
HU 2	LAKEHURST	HU	A1	60	60	60	60
FLEET TACTICAL SUPPORT SQDNS							
VR 1	PTXNT RIVER	VR H	A2	5	5	5	5
		VR M	A2	12	12	12	12
		VR C	A2	10	10	10	10
VR 24	PORT LYAUTEY	VR H	A2	6	6	6	6
		VR C	A2	6	6	6	6
USMC							
MARINE HEADQUARTERS SQDNS							
MARS MWSG 27	CHERRY POINT	VA DAY	A2	4	4	2	
		VR H	A2	2	2	2	2
		VR M	A2	2	2	2	2
		VT JET	A6	5	5	5	5
		VT ME	A6	1	1	1	
H&MS 14	CHERRY POINT	VR M	A2	1	1	1	1
		VT JET	A2	4	4	3	3
H&MS 24	CHERRY POINT	VR M	A2	1	1	1	1
		VT JET	A2	3	3	3	3
H&MS 26	NEW RIV JAX	VR M	A2	2	2	2	2
H&MS 32	CHERRY POINT	VR M	A2	1	1	1	1
		VT JET	A2	3	3	3	3
MARINE FIGHTER SQDNS							
VMF 122	BEAUFORT	VF DAY JET	A1	20	20	20	20
VMF 235	BEAUFORT	VF DAY JET	A1	20	20	20	20
VMF 333	ROOSEVLT RDS	VF DAY JET	A1	20	20	20	20
VMF 312	BEAUFORT	VF DAY JET	A1	20	20	20	20
VMF 451	BEAUFORT	VF DAY JET	A1		20	20	20
MARINE FIGHTER ALL WEATHER SQDNS							
VMFAW 114	ABD ROOSEVLT	VF AW JET	A1	20	20	20	20
VMFAW 115	CHERRY POINT	VF AW JET	A1	20	20	20	20

DECLASSIFIED

[redacted]

TABLE 1

PROGRAM OPERATING ALLOWANCES FOR FISCAL 1960

UNIT	LOCATION	CLASS	PRIMARY OPTG. STATUS	FISCAL YEAR 1960 30 SEP 1959	31 DEC 1959	31 MAR 1960	30 JUN 1960
MARINE ATTACK SQDNS							
VMA 211		VA DAY JET	A1				20
VMA 224	ROOSEVLT RDS	VA DAY JET	A1	20	20	20	20
VMA 225	CHERRY POINT	VA DAY JET	A1	20	20	20	20
VMA 324	ABD ANTIETAM	VA DAY JET	A1	20	20	20	
VMA 331	CHERRY POINT	VA DAY JET	A1	20	20	20	20
VMA 533	CHERRY POINT	VA DAY JET	A1	20	20	20	20
MARINE COMPOSITE PHOTOGRAPHIC SQDNS							
VMCJ 2	CHERRY POINT	VF P JET	A1	9	9	9	9
		VF Q JET	A1	9	9	9	9
MARINE TRANSPORT SQDNS							
VMR 252	CHERRY POINT	VR M	A2	20	20	20	20
VMR 353	MIAMI	VR M	A2	12	9	9	9
MARINE HELICOPTER TRANSPORT SQDNS							
HMRL 162	NEW RIV JAX	HR	A1	18	20	20	20
HMRL 264	NEW RIV JAX	HR	A1	18	18	20	20
HMRL 262	NEW RIV JAX	HR	A1	18	18	18	20
HMRC 263	NEW RIV JAX	HO	A1	12	12	12	12
		HR	A1	12	12	12	12
HMRM 461	ABD CHMPLAIN	HR	A1	18	18	18	18
MARINE OBSERVATION SQDNS							
VMO 1	NEW RIV JAX	VO	A1	12	12	12	12
DIRECT FLEET SUPPORT UNITS							
OPERATIONAL DEVELOPMENT SQDNS							
VX 1	KEY WEST	VS	A9	2	2	2	2
		VP L	A9	3	3	3	3
		VP S	A9	2	2	2	2
		VT ME	A6	1	1	1	1
		HS	A9	4	4	4	4
VX 3	OCEANA	VF AW JET	A9	9	9	9	9
		VA W	A9	1	1	1	1
		VR C	A8	1	1	1	1
		VT JET	A9	1	1	1	1
VX 6	QUONSET PNT	VP L	A8	3	3	3	3
		VR H	A8	2	2	2	2
		VR M	A8	6	6	6	6
		VU SAR	A8	6	6	6	6
		HU	A8	3	3	3	3
FLEET AIRCRAFT SERVICE SQDNS							
FASRON 3	NORFOLK	VT ME	A6	10	10	10	10
FASRON 5	OCEANA	VT ME	A6	2	2		
FASRON 9	CECIL FIELD	VT ME	A6	2	2	2	
FASRON 51	SANFORD	VR M	A2	1	1	1	
		VT ME	A6	2	2	2	
FASRON 102	NORFOLK	VW WEA	A2	1	1	1	1
		VR H	A2	1	1	1	1
		VR M	A2	3	3	3	3
		VU SAR	A8	1	1	1	1
		VT ME	A6	2	2	2	2
FASRON 104	ROTA	VR M	A2	1	1		
		VT ME	A6	2	2		
FASRON 105	ROOSEVLT RDS	VU SAR	A2	1	1		
FASRON 106	ARGENTIA	VR H	A2	1	1	1	1
		VT ME	A6	1	1	1	1
FASRON 107	ICELAND	VR H	A2	1	1	1	1
FASRON 108	BRUNSWICK	VT ME	A6	1	1		
FASRON 111	BERMUDA	VU SAR	A2	2	2	2	
FASRON SPC 200	LONDON	VR M	A2	4	4	4	
		VT ME	A6	3	3	3	
FLEET UTILITY AND DRONE CONTROL SQDNS							
VU 2	QUONSET PNT	VF DAY JET	A2	14	14	14	14
		VU TOW	A2	3	3	2	2
		VT ME	A8	1	1	1	1
VU 4	OCEANA	VF D JET	A2	6	6	6	6
		VU TOW D	A2	2	2	2	2
		VT ME	A8	1	1	1	1
VU 10	GTMO BAY	VF DAY JET	A2	5	5	5	5
		VF D JET	A2	6	6	6	6
		VU TOW	A2	7	7	7	7
		VT ME	A8	1	1	1	1
AIRCRAFT FERRY SQUADRONS							
VRF 31	NORFOLK	VR M	A2	2	2	2	2
		VT ME	A2	1	1	1	1
FLEET BASES OVERSEAS							
NAVSTA	ARGENTIA	VR H	A2	1	1	1	1
		VU SAR	A2	1	1	1	1
		HU	A2	2	2	2	2
NAF	NAPLES	VR M	A2	3	3	3	3
		VT ME	A6	5	5	5	5
NAF	SIGONELLA	VR M	A2	1	1	1	1
		VU SAR	A2			1	1
		VT ME	A6	1	1	1	1
NAF	LAGES	VU SAR	A2	1	1	1	1
HDQTRS CMEF	DHAHRAN AFB	VR M	A2	1	1	1	1
NAS	PORT LYAUTEY	VR M	A2	1	1	1	1
		VU SAR	A2	1	1	1	1
		VT ME	A6	1	1	1	1
		HU	A2	1	1	1	1
NAS	ROTA	VR M	A2	1	1	2	2
		VT ME	A6	1	1	3	3
		HU	A2	1	1	1	1

UNIT	LOCATION	CLASS	PRIMARY OPTG. STATUS	FISCAL YEAR 1960 30 SEP 1959	31 DEC 1959	31 MAR 1960	30 JUN 1960
TENTH NAVAL DISTRICT							
NAVSTA	TRINIDAD	VU SAR	A2	1	1	1	1
NAS 10 NAVDST	GTMO BAY	VU SAR	A2	2	2	2	2
		VT ME	A6	1	1	1	1
		HU	A2	1	1	1	1
NAVSTA	ROOSEVLT RDS	VR M	A2	2	2	2	2
		VU SAR	A2	2	2	2	2
		VT ME	A6	1	1	1	1
		HU	A2	1	1	1	1
FL AIR DET	LONDON	VR M	A2				4
		VT ME	A6				3
FL AIR DET	BERMUDA	VU SAR	A2				1
CV AND AV UTILITY AIRCRAFT							
CVA 9 ESSEX	NORFOLK	VA DAY	A2	1	1	1	1
		VR C	A2	1	1	1	1
CVA 11 INTREPD	QUONSET PNT	VA DAY	A2	1	1	1	1
		VR C	A2	1	1	1	1
CVS 15 RANDOLH	NORFOLK	VR C	A2	1	1	1	1
CVS 36 ANTETAM	NEW YORK	VR C	A2			1	1
CVS 39 CHMPLAN	MAYPORT	VR C	A2	1	1	1	1
CVS 40 TARAWA	NEWPORT	VR C	A2	1	1		
CVA 42 FDR	MAYPORT	VA DAY	A2	1	1	1	1
		VR C	A2	1	1	1	1
CVA 59 FORSTAL	NORFOLK	VA DAY	A2	1	1	1	1
		VR C	A2	1	1	1	1
CVA 60 SARATOG	NEW YORK	VA DAY	A2	1	1	1	1
		VR C	A2	1	1	1	1
CVS 45 VALYFRG	NORFOLK	VR C	A2	1	1	1	1
CVS 18 WASP	NORFOLK	VR C	A2	1	1	1	1
CVA 62 INDPEND	NORFOLK	VA DAY	A2	1	1	1	1
		VR C	A2	1	1	1	1
AV 5	NORFOLK	VU SAR	A2	1	1	1	1
MARINE AIR FMF & FORCE AVIATION HDQTR SQDNS							
H&HS AFMFLNT	NORFOLK	VR H	A2	1	1	1	1
		VR M	A2	1	1	1	1
		VT JET	A6	1	1	1	1
		VT ME	A6	2	2	2	2
MARINE FLEET TRAINING SQDNS							
VMT 1	CHERRY POINT	VT JET	A4	20	20	20	20
INDIRECT FLEET SUPPORT UNITS							
FIFTEENTH NAVAL DISTRICT							
NAVAL ATTACHES AND MISSIONS LANT							
ATT ATHENS	GREECE	VU SAR	A8	1	1	1	1
ATT CAIRO	EGYPT	VR M	A8	1	1	1	1
ATT MEXICO CTY	MEXICO	VR M	A8	1	1	1	1
ATT NEW DELHI	INDIA	VR M	A8	1	1	1	1
ATT OSLO	NORWAY	VU SAR	A8	1	1	1	1
ATT PRETORIA	SO AFRICA	VR M	A8	1	1	1	1
ATT TEHRAN	IRAN	VR M	A8	1	1	1	1
MISSION ANKARA	TURKEY	VR M	A8	1	1	1	1
MISSION BOGOTA	COLOMBIA	VR M	A8	1	1	1	1
MISSION PTAUPR	HAITI	HU	A8	1	1	1	1
MISSION LIMA	PERU	VR M	A8	1	1	1	1
MISSION QUITO	ECUADOR	VR M	A8	1	1	1	1
MISSION RIO DJ	BRAZIL	VR M	A8	1	1	1	1
MISSION VLPRSO	CHILE	VR M	A8	1	1	1	1
NAV ADV GROUP	BUENOS AIRES	VR M	A8	1	1	1	1
MISSION CUITRU	DOM REP	VT ME	A8	1	1	1	1
				16	16	16	16
FLEET COMBAT UNITS							
USN							
AIR FORCE PACIFIC FLEET							
CARRIER AIR GROUPS							
CVG 2							
CVG 2		VT JET	A6	2	2	2	2
VA 23	ALAMEDA	VA DAY JET	A1	12	12	12	12
VF 24	ALAMEDA	VF AW JET	A1	14	14	14	14
VA 22	ALAMEDA	VA DAY JET	A1	12	12	12	12
VF 21	ALAMEDA	VF AW JET	A1	14	14	14	14
VA 25	ALAMEDA	VA DAY	A1	12	12	12	12
VAH 8	WHDBY ISLAND	VA H JET	A1	9	9	9	9
CVG 5							
CVG 5		VT JET	A6	2	2	2	2
VF 51	MIRAMAR	VF AW JET	A1	14	14	14	14
VA 52	MIRAMAR	VA DAY	A1	12	12	12	12
VF 53	MIRAMAR	VF AW JET	A1	14	14	14	14
VA 55	MIRAMAR	VA DAY JET	A1	12	12	12	12
VA 56	MIRAMAR	VA DAY JET	A1	12	12	12	12
VAH 4 B	MIRAMAR	VA H JET	A1	3	3	3	3
CVG 9							
CVG 9		VT JET	A6	2	2	2	2
VF 91	ALAMEDA	VF AW JET	A1	14	14	14	14
VF 92	ALAMEDA	VF AW JET	A1	14	14	14	14
VA 93	ALAMEDA	VA DAY JET	A1	12	12	12	12
VA 94	ALAMEDA	VA DAY JET	A1	12	12	12	12
VA 95	ALAMEDA	VA DAY	A1	12	12	12	12
VAH 4 M	ALAMEDA	VA H JET	A1	3	3	3	3

[redacted]

[redacted]

DECLASSIFIED

TABLE 1

PROGRAM OPERATING ALLOWANCES FOR FISCAL 1960

UNIT	LOCATION	CLASS	PRIMARY OPTG. STATUS	FISCAL YEAR 1960 30 SEP 1959	31 DEC 1959	31 MAR 1960	30 JUN 1960
CVG 11							
CVG 11		VT JET	A6	2	2	2	2
VF 111	ABD SHANGRLA	VF AW JET	A1	14	14	14	14
VA 112	MIRAMAR	VA DAY JET	A1	12	12	12	12
VA 113	ABD SHANGRLA	VA DAY JET	A1	12	12	12	12
VF 114	ATSUGI	VF AW JET	A1	14	14	14	14
VA 115	ABD SHANGRLA	VA DAY	A1	12	12	12	12
VAH 4 C	MIRAMAR	VA H JET	A1	3			
VAH 7	MIRAMAR	VA H JET	A1		12	12	12
CVG 12							
RCVG 12		VT JET	A4	4	4	4	4
VF 121	MIRAMAR	VF AW JET	A4	30	30	30	30
		VT JET	A4	29	29	29	29
VA 122	NORTH ISLAND	VA DAY	A4	17	17	17	17
		VT SE	A4	10	10	10	10
VF 124	MOFFETT FLD	VF AW JET	A4	26	26	26	26
		VT JET	A4	29	29	29	29
VA 125	MOFFETT FLD	VA DAY JET	A4	24	24	24	24
		VT JET	A4	4	4	4	4
VA 126	MIRAMAR	VA DAY JET	A4	24	24	24	24
		VT JET	A4	4	4	4	4
VAH 123	WHDBY ISLAND	VA HT JET	A4	4	4	4	4
		VA H JET	A4	12	12	12	12
		VT JET	A4	4	4	4	4
CVG 14							
CVG 14		VT JET	A6	2	2	2	2
VF 141	ABD RANGER	VF AW JET	A1	14	14	14	14
VF 142	ABD RANGER	VF AW JET	A1	14	14	14	14
VA 144	ABD RANGER	VA DAY JET	A1	12	12	12	12
VA 145	ABD RANGER	VA DAY	A1	12	12	12	12
VA 146	ABD RANGER	VA DAY JET	A1	12	12	12	12
VAH 6	WHDBY ISLAND	VA H JET	A1	12	12	12	12
CVG 15							
CVG 15		VT JET	A6	2	2	2	2
VF 151	MOFFETT FLD	VF AW JET	A1	14	14	14	14
VA 152	MOFFETT FLD	VA DAY	A1	12	12	12	12
VA 153	MOFFETT FLD	VA DAY JET	A1	12	12	12	12
VF 154	MOFFETT FLD	VF AW JET	A1	14	14	14	14
VA 155	MOFFETT FLD	VA DAY JET	A1	12	12	12	12
VAH 4 D	MOFFETT FLD	VA H JET	A1	3	3	3	3
CVG 19							
CVG 19		VT JET	A6	2	2	2	2
VF 191	ABD RICHARD	VF AW JET	A1	14	14	14	14
VA 192	ABD RICHARD	VA DAY JET	A1	12	12	12	12
VF 193	ABD RICHARD	VF AW JET	A1	14	14	14	14
VA 195	ABD RICHARD	VA DAY JET	A1	12	12	12	12
VA 196	MOFFETT FLD	VA DAY	A1	12	12	12	12
VAH 2	WHDBY ISLAND	VA H JET	A1	3	3	3	3
CVG 21							
CVG 21		VT JET	A6	2	2	2	2
VF 211	ABD LEXINGTN	VF AW JET	A1	14	14	14	14
VA 212	ABD LEXINGTN	VA DAY JET	A1	12	12	12	12
VF 213	ABD LEXINGTN	VF AW JET	A1	14	14	14	14
VA 215	ABD LEXINGTN	VA DAY	A1	12	12	12	12
VA 216	MOFFETT FLD	VA DAY JET	A1	12	12	12	12
VAH 4 L		VA H JET	A1	3	3	3	3
CARRIER SPECIAL SQDNS PHOTOGRAPHIC							
VCP 63	MIRAMAR	VF P JET	A1	20	20	20	20
		VA P JET	A1	6	6	6	6
CARRIER SPECIAL SQDNS NIGHT							
CARRIER SPECIAL SQDNS AIR EARLY WARNING							
VAW 11	NORTH ISLAND	VA W	A1	48	32	32	32
		VA Q	A1	16	8	8	8
VAW 13	AGANA	VA W	A1		16	16	16
		VA Q	A1		8	8	8
CARRIER SPECIAL SQDNS							
VFAW 3	NORTH ISLAND	VF AW JET	A1	25	25	25	25
GUIDED MISSLE SERVICE SQDN							
GMSRON 1	BARBERS PNT	VF D JET	A1	18	18	18	18
		VT D JET	A2	7	7	7	7
ELECTRONIC COUNTER MEASURE SQDNS							
VQ 1	IWAKUNI	VA Q JET	A1	9	9	9	9
		VA Q	A1	3	3	3	3
PHOTOGRAPHIC SQDNS							
VCP 61	AGANA	VF P JET	A1	12	12	12	12
		VA P JET	A1	6	6	6	6
CARRIER ANTI SUBMARINE SQDNS							
VS 21	NORTH ISLAND	VS	A1	20	20	20	20
VS 23	LOS ALAMITOS	VS	A1	20	20	20	20
VS 37	ABD YORKTOWN	VS	A1	20	20	20	20
VS 38	ABD HORNET	VS	A1	20	20	20	20
HELICOPTER ANTI SUBMARINE SQDNS							
HS 2	ABD YORKTOWN	HS	A1	16	16	16	16
HS 4	REAM FLD	HS	A1	16	16	16	16
HS 6	REAM FLD	HS	A1	16	16	16	16
HS 8	ABD HORNET	HS	A1	16	16	16	16
PATROL SQDNS LAND PLANE							
VP 1	WHDBY ISLAND	VP L	A1	12	12	12	12
VP 2	WHDBY ISLAND	VP L	A1	12	12	12	12
VP 4	NAHA	VP L	A1	12	12	12	12
VP 6	BARBERS PNT	VP L	A1	12	12	12	12
VP 9	ALAMEDA	VP L	A1	12	12	12	12
VP 17	WHDBY ISLAND	VP L	A1	12	12	12	12
VP 19	IWAKUNI	VP L	A1	12	12	12	12
VP 22	KODIAK	VP L	A1	12	12	12	12
VP 28	BARBERS PNT	VP L	A1	12	12	12	12
PATROL SQDNS SEA PLANE							
VP 40	NORTH ISLAND	VP S	A1	12	12	12	12
VP 42	SANGLEY PNT	VP S	A1	12	12	12	12
VP 46	NORTH ISLAND	VP S	A1	12	12	12	12
VP 47	ALAMEDA	VP S	A1	12	12	12	12
VP 48	NORTH ISLAND	VP S	A1	12	12	12	12
VP 50	IWAKUNI	VP S	A1	12	12	12	12
FLEET AIR EARLY WARNING SQDNS							
VW 1	AGANA	VW AEW	A1	9	9	9	9
VW 3	AGANA	VW AEW	A1	9	9	9	9
BARRIER SQUADRONS DISTANT WARNING							
VW 12	BARBERS PNT	VW AEW	A1	12	12	12	12
VW 14	BARBERS PNT	VW AEW	A1	13	13	13	13
AIRBARSRON 2	BARBERS PNT	VR H	A5	5	5	5	5
HELICOPTER RECONNAISSANCE SAR SQDNS							
HU 1	REAM FLD	HU	A2	54	54	54	54
FLEET TACTICAL SUPPORT SQDNS							
VR 21	BARBERS PNT	VR H	A2	17	17	17	17
		VR M	A2	3	3	3	3
		VR C	A2	16	16	16	16
USMC							
MARINE HEADQUARTERS SQDNS							
MARS 17	IWAKUNI	VA DAY	A2	3	2		
		VR H	A2	2	2	2	2
		VR M	A2	4	4	4	3
		VT JET	A4	4	4	4	4
		VT ME	A6	1	1	1	
		HU	A2	2	2	2	2
H6MS 11	ATSUGI	VR M	A2	1	1	1	1
		VT JET	A4	3	3	3	3
H6MS 12	IWAKUNI	VR M	A2	1	1	1	1
		VT JET	A4	3	3	3	3
H6MS 13	KANEOHE	VR M	A2	1	1	1	1
		VT JET	A4	3	3	3	3
H6MS 15	EL TORO	VR M	A2	1	1	1	1
		VT JET	A4	3	3	3	3
MARS 37	EL TORO	VA DAY	A2	4	4	4	
		VR H	A2	2	2	2	2
		VR M	A2	4	4	4	4
		VT JET	A4	5	5	5	5
		VT ME	A6	1	1	1	
H6MS 33	EL TORO	VR M	A2	1	1	1	1
		VT JET	A4	3	3	3	3
MARINE FIGHTER SQDNS							
VMF 232	KANEOHE	VF DAY JET	A1	20	20	20	20
VMF 251	EL TORO	VF DAY JET	A1	20	20	20	20
VMF 323	EL TORO	VF DAY JET	A1	20	20	20	20
VMF 334	EL TORO	VF DAY JET	A1	20	20	20	20
VMF 451	ATSUGI	VF DAY JET	A1	20			
MARINE ALL WEATHER FIGHTER SQDNS							
VMFAW 314	ATSUGI	VF AW JET	A1	20	20	20	20
VMFAW 513	EL TORO	VF AW JET	A1	20	20	20	20
VMFAW 531	ATSUGI	VF AW JET	A1	20	20	20	20
VMFAW 542	EL TORO	VF AW JET	A1	20	20	20	20
MARINE ATTACK SQDNS							
VMA 121	EL TORO	VA DAY JET	A1	20	20	20	20
VMA 211	IWAKUNI	VA DAY JET	A1	20	20	20	
VMA 212	KANEOHE	VA DAY JET	A1	20	20	20	20
VMA 214	KANEOHE	VA DAY JET	A1	20	20	20	20
VMA 223	EL TORO	VA DAY JET	A1	20	20	20	20
VMA 311	EL TORO	VA DAY JET	A1	20	20	20	20
VMA 324	IWAKUNI	VA DAY JET	A1				20
VMA 332	IWAKUNI	VA DAY JET	A1	20	20	20	20
MARINE COMPOSITE PHOTOGRAPHIC SQDNS							
VMCJ 1	EL TORO	VF P JET	A1	9	9	9	9
		VF Q JET	A1	9	9	9	9
VMCJ 3	IWAKUNI	VF P JET	A1	9	9	9	9
		VF Q JET	A1	9	9	9	9

[redacted]

DECLASSIFIED

CONFIDENTIAL

TABLE 1

PROGRAM OPERATING ALLOWANCES FOR FISCAL 1960

UNIT	LOCATION	CLASS	PRIMARY OPTG. STATUS	FISCAL YEAR 1960 30 SEP 1959	31 DEC 1959	31 MAR 1960	30 JUN 1960
MARINE TRANSPORT SQDNS							
VMR 253	IWAKUNI	VR H	A2	8	8	8	8
		VR M	A2	8	8	8	8
VMR 352	EL TORO	VR H	A2	10	10	10	10
		VR M	A2	5	5	5	5
MARINE HELICOPTER TRANSPORT SQDNS							
HMRL 161	KANEOHE	HR	A1	18	18	20	20
HMRL 163	OPPAMA	HR	A1	18	20	22	24
HMRL 261	OPPAMA	HR	A1	24	24	24	24
HMRL 361	SANTA ANA	HR	A1	18	20	22	24
HMRL 362	SANTA ANA	HR	A1	24	24	24	24
HMRC 363	EL TORO	HO	A1	12	12	12	12
		HR	A1	12	12	12	12
HMRM 462	SANTA ANA	HR	A1	18	18	18	18
MARINE OBSERVATION SQDNS							
VMO 2	SUKIRON	VO	A1	12	12	12	12
		HO	A1	12	12	12	12
VMO 6	CAMP PENDLET	VO	A1	12	12	12	12
DIRECT FLEET SUPPORT UNITS							
OPERATIONAL DEVELOPMENT SQDNS							
VX 4	POINT MUGU	VF AW JET	A9	7	7	7	7
		VT JET	A6	1	1	1	1
VX 5	CHINA LAKE	VA DAY JET	A9	10	10	10	10
		VA H JET	A9	2	2	2	2
		VA DAY	A9	2	2	2	2
		VT JET	A6	1	1	1	1
FLEET AIRCRAFT SERVICE SQDNS							
FASRON 4	NORTH ISLAND	VR H	A2	1	1	1	1
		VT JET	A6	3	3	3	3
		VT ME	A6	3	3	3	3
FASRON 10	MOFFETT FLD	VT JET	A6	2	2		
FASRON 11	ATSUGI	VT JET	A6	5	5		
		VT ME	A6	5	5		
FASRON 12	MIRAMAR	VT JET	A6	3	3	3	3
FASRON 110	NORTH ISLAND	VT ME	A6	2	2	2	2
FASRON 113	CUBI PNT	VT JET	A6	2	2	2	
		VT ME	A6	2	2	2	
FASRON 114	KODIAK	VU SAR	A2	1	1	1	1
FASRON 117	BARBERS PNT	VT JET	A6	3	3	3	3
		VT ME	A6	5	5	5	5
FASRON 118	NAHA	VU SAR	A2	1	1		
		VT ME	A6	3	3		
FASRON 119	SANGLEY PNT	VT ME	A6	2	2	2	
FASRON 120	IWAKUNI	VU SAR	A2	1	1		
		VT ME	A6	2	2		
FLEET UTILITY AND DRONE CONTROL SQDNS							
VU 1	BARBERS PNT	VF P JET	A2	1	1	1	1
		VF D JET	A2	6	6	6	6
		HU	A2	2	2	2	2
VU 3	BROWN FIELD	VF D JET	A2	6	6	6	6
		VP L D	A2	2	2	2	2
		VU TOW D	A2	2	2	2	2
		VT ME	A8	1	1	1	1
		VT D	A2	3	3	3	3
VU 5	ATSUGI	VF DAY JET	A2	5	5	5	5
		VF P JET	A2	1	1	1	1
		VU TOW	A2	4	4	4	4
VU 7	BROWN FIELD	VF DAY JET	A2	12	12	12	12
		VR M	A2	1	1	1	1
		VU TOW	A2	10	10	10	10
AIRCRAFT FERRY SQUADRONS							
VRF 32	NORTH ISLAND	VR M	A2	2	2	2	2
		VT ME	A2	1	1	1	1
FLEET AIR GUNNERY SCHOOL							
FL AIR GUN SCH	EL CENTRO	VF DAY JET	A4	12	12		
		VF AW JET	A4	8	8		
		VA DAY JET	A4	12	12		
		VA DAY	A2	1	1		
		VT ME	A4	1	1		
FLEET BASES OVERSEAS							
NAS	AGANA	VR H	A2	1	1	1	1
		VU SAR	A2	3	3	3	3
		VT ME	A6	1	1	1	1
		HU	A2	2	2	2	2
NAS	ATSUGI	VR M	A2	1	1	1	1
		VT JET	A2	2	2	5	5
		VT ME	A6	1	1	7	7
		HU	A2	2	2	2	2
NAS CUBI PNT	CUBI PNT	VU SAR	A2	1	1	1	1
		VT JET	A2				3
		VT ME	A6	1	1	1	3
		HU	A2	2	2	2	2
NAF	NAHA	VU SAR	A2	1	1	2	2
		VT ME	A6			3	3
NAF	OPPAMA	VU SAR	A2	3	3	3	3
NAVSTA	SANGLEY PNT	VR H	A2	1	1	1	1
		VR M	A2	1	1	1	1
		VU SAR	A2	1	1	1	1
		VT ME	A6				2
		HU	A2	1	1	1	1
COMTAIWANDEF	TAIWAN	VR M	A2	1	1	1	1
COMNAVFORJAPAN	YOKOSUKA	VR M	A2	1	1	1	1
FL AIR DET	IWAKUNI	VU SAR	A2			1	1
		VT ME	A6			2	2

UNIT	LOCATION	CLASS	PRIMARY OPTG. STATUS	FISCAL YEAR 1960 30 SEP 1959	31 DEC 1959	31 MAR 1960	30 JUN 1960
NAVAL BASES AND NAVAL AIR STATIONS							
FOURTEENTH NAVAL DISTRICT							
NAVSTA 14 ND	KWAJALEIN	VU SAR	A2	4	4	4	4
NAS 14 NAVDST	BARBERS PNT	VR H	A2	1	1	1	1
		VR M	A2	1	1	1	1
		VT ME	A6	2	2	2	2
		HU	A2	2	2	2	2
MCAS 14 ND	KANEOHE	VR M	A8	1	1	1	1
		VT JET	A6	2	2	2	2
		VT ME	A6	2	2	2	1
		HU	A2	2	2	2	2
NAVSTA 14 ND	MIDWAY	VU SAR	A2	3	3	3	3
NAS 14 NAVDST	PEARL HARBOR	VT ME	A6	1	1	1	1
SEVENTEENTH NAVAL DISTRICT							
NAVSTA 17 ND	ADAK	VU SAR	A2	2	2	2	2
NAVSTA 17 ND	KODIAK	VR H	A2	2	2	2	2
CV AND AV UTILITY AIRCRAFT							
CVA 61 RANGER	ALAMEDA	VA DAY	A2	1	1	1	1
		VR C	A2	1	1	1	1
CVA 31 RICHARD	ALAMEDA	VA DAY	A2	1	1	1	1
		VR C	A2	1	1	1	1
CVS 33 KERSRGE	LONG BEACH	VR C	A2	1	1	1	1
CVS 12 HORNET	BREMERTON	VR C	A2	1	1	1	1
CVS 20 BENNING	SAN DIEGO	VR C	A2	1	1	1	1
CVS 10 YORKTWN	BREMERTON	VR C	A2	1	1	1	1
CVA 14 TCNDRGA	ALAMEDA	VA DAY	A2	1	1	1	1
		VR C	A2	1	1	1	1
CVA 16 LEXETON	LOS ANGELES	VA DAY	A2	1	1	1	1
		VR C	A2	1	1	1	1
CVA 19 HANCOCK	SAN DIEGO	VA DAY	A2	1	1	1	1
		VR C	A2	1	1	1	1
CVA 34 ORISKNY	ALAMEDA	VA DAY	A2	1	1	1	1
		VR C	A2	1	1	1	1
CVA 38 SHANGRL		VA DAY	A2	1	1		
		VR C	A2	1	1		
CVA 41 MIDWAY	ALAMEDA	VA DAY	A2	1	1	1	1
		VR C	A2	1	1	1	1
CVA 43 CRL SEA		VA DAY	A2			1	1
		VR C	A2			1	1
MARINE AIR FMF & FORCE AVIATION HQTRS SQDN							
HMS AFMFPAC	EL TORO	VR H	A2	1	1	1	1
		VR M	A2	2	2	2	2
		VT JET	A6	2	2	2	2
MARINE FLEET TRAINING SQDNS							
VMT 2	EL TORO	VT JET	A4	20	20	20	20
INDIRECT FLEET SUPPORT UNITS							
NAVAL ATTACHES AND MISSIONS PAC							
ATT DJAKARTA	JAVA	VR M	A8	1	1	1	1
ATT MELBOURNE	AUSTRALIA	VR M	A8	1	1	1	1
MAAG BANGKOK	THAILAND	VT ME	A8	1	1	1	1
MAAG SAIGON	VIETNAM	VR M	A8	1	1	1	1
MAAG TSO YING	TAIWAN	VR M	A8	1	1	1	1
NAVSECMAAGTAIP	TAIWAN	VR C	A8	1	1	1	1
				6	6	6	6
NAVAL AIR BASES							
MARINE HELICOPTER DEVELOPMENT SQDN							
HMX 1	QUANTICO	HO	A9	4	4	4	4
		HR L	A9	16	16	16	16
		HR M	A9	8	6	4	4
FIRST NAVAL DISTRICT							
NAS 1 NAV DST	QUONSET PNT	VR M	A8	2	2	2	2
		VU SAR	A8	1	1	1	1
		VT JET	A6	8	8	8	8
		VT ME	A6	11	11	11	11
		VT ME P	A8	1	1	1	1
		HU	A8	3	3	3	3
NAS 1 NAV DST	BRUNSWICK	VU SAR	A8	1	1	1	1
		VT ME	A6	1	1	1	1
		HU	A8	1	1	1	1
NADU	SO WEYMOUTH	VT ME	A6	1	1	1	1
THIRD NAVAL DISTRICT							
NTDC	FORT WASHNGT	VT ME	A6	1	1	1	1
FOURTH NAVAL DISTRICT							
NAS 4 NAV DST	JOHNSVILLE	VR M	A8	1	1	1	1
		VT ME	A6	6	6	6	6
NAS 4 NAV DST	LAKEHURST	VR M	A8	1	1	1	1
		VT ME	A6	2	2	2	2

CONFIDENTIAL

DECLASSIFIED

TABLE 1

PROGRAM OPERATING ALLOWANCES FOR FISCAL 1960

UNIT	LOCATION	CLASS	PRIMARY OPTG. STATUS	FISCAL YEAR 1960 30 SEP 1959	31 DEC 1959	31 MAR 1960	30 JUN 1960
FIFTH NAVAL DISTRICT							
NAS 5 NAV DST	NORFOLK	VR M	A8	4	4	4	4
		VR C	A8	1	1	1	1
		VT ME	A6	6	6	6	6
		VT SE	A6	6	6	6	6
		VT ME P	A8	1	1	1	1
NAS 5 NAV DST	OCEANA	VR M	A8	1	1	1	1
		VT JET	A6	4	4	7	7
		VT ME	A6	2	2	4	4
		HU	A8	2	2	2	2
SIXTH NAVAL DISTRICT							
NAS 6 NAV DST	JACKSONVILLE	VR M	A8	4	4	4	4
		VU SAR	A8	1	1	1	1
		VT JET	A6	5	5	5	5
		VT ME	A6	7	7	7	7
		HU	A8	1	1	1	1
NAS 6 NAV DST	KEY WEST	VA DAY	A6	1	1	1	1
		VR H	A8	1	1	1	1
		VU SAR	A8	1	1	1	1
		VT JET	A6	1	1	2	2
		VT ME	A6	1	1	1	1
		HU	A8	1	1	1	1
NAAS 6 NAV DST	MAYPORT	VT JET	A6	2	2	2	2
		HU	A8	1	1	1	1
NAAS 6 NAV DST	SANFORD	VR M	A8	1	1	1	1
		VT JET	A6	1	1	2	2
		VT ME	A6				2
		HU	A8	1	1	1	1
NAS 6 NAV DST	CECIL FIELD	VT JET	A6	2	2	2	5
		VT ME	A6	1	1	1	2
		HU	A8	1	1	1	1
NINTH NAVAL DISTRICT							
COMNAVCONAD	COLORADO SPR	VR M	A8	2	2	2	2
		VT JET	A6	3	3	3	3
NAVCRUIT STA	DENVER	VT ME	A6	2	2	2	2
ELEVENTH NAVAL DISTRICT							
PAC MISSLE RNG	POINT MUGU	VF P JET	A9	1	1	1	1
		VA AW	A9	2	2	2	2
		VS	A9	2	2	2	2
		VW WEA	A9	3	3	3	3
		VR H	A9	4	4	4	4
		VR M	A9	1	1	1	1
		VT ME	A9	1	1	1	1
		HU	A9	1	1	1	1
NAF 11 NAV DST	CHINA LAKE	HU	A8	1	1	1	1
NASWF	KIRTLAND AFB	VR M	A8	1	1	1	1
NAS 11 NAV DST	NORTH ISLAND	VR M	A8	2	2	2	2
		VT JET	A6	3	3	3	4
		VT ME	A6	3	3	3	3
		HU	A8	2	2	2	2
NAF 11 NAV DST	LITCHFLD PRK	VR M	A8	1	1	1	1
		VT ME	A6	1	1	1	1
NAS 11 NAV DST	MIRAMAR	VR M	A8	1	1	1	1
		VT JET	A6	3	3	3	7
		VT ME	A6	2	2	2	2
		HU	A8	1	1	1	1
NAS 11 NAV DST	POINT MUGU	VT JET	A6	1	2	3	3
		VT ME	A6	6	6	6	6
		HU	A8	2	2	2	2
NAAS 11 NAVDST	BROWN FIELD	VT ME	A6	1	1	1	1
NAAS 11 NAVDST	REAM FLD	VT ME	A6	1	1	1	1
TWELFTH NAVAL DISTRICT							
NAS 12 NAV DST	ALAMEDA	VR H	A8	1	1	1	1
		VR M	A8	3	3	3	3
		VU SAR	A8	1	1	1	1
		VT JET	A6	7	7	7	7
		VT ME	A6	7	7	7	7
		VT ME P	A8	1	1	1	1
		HU	A8	1	1	1	1
NAAS 12 NAVDST	FALLON	VR H	A8	1	1	1	1
		VT JET	A6	1	2	2	3
		HU	A8	2	2	2	2
NAS 12 NAV DST	MOFFETT FLD	VT JET	A6	3	3	5	5
		VT ME	A6	5	5	4	4
		HU	A8	2	2	2	2
NAF 12 NAVDST	MONTEREY	VA DAY	A4	4	4	4	4
		VT ME	A6	25	25	25	25
		VT SE	A6	11	11	11	11
		VT NAV	A4	1	1	1	1
		HU	A8	1	1	1	1
THIRTEENTH NAVAL DISTRICT							
NAS 13 NAV DST	WHDBY ISLAND	VR H	A2	1	1	1	1
		VR M	A8	3	3	3	3
		VU SAR	A8	1	1	1	1
		VT JET	A6	2	2	2	2
		VT ME	A6	3	3	3	3
		HU	A8	2	2	2	2

UNIT	LOCATION	CLASS	PRIMARY OPTG. STATUS	FISCAL YEAR 1960 30 SEP 1959	31 DEC 1959	31 MAR 1960	30 JUN 1960
POTOMAC RIVER NAVAL COMMAND							
NAS ANACOSTIA	ANACOSTIA	VR H	A8	2	2	2	2
		VR M	A8	6	6	6	6
		VT JET	A6	6	6	6	6
		VT ME	A6	55	55	55	55
		VT SE	A6	11	11	11	11
		VT ME P	A8	2	2	2	2
NAF	DAHLGREN	VT ME	A6	1	1	1	1
NAS PTXNT RIV	PTXNT RIVER	VR M	A8	1	1	1	1
		VU SAR	A8	1	1	1	1
		VT JET	A6	4	4	4	4
		VT ME	A8	5	5	5	5
		HU	A8	1	1	1	1
SEVERN RIVER NAVAL COMMAND							
NAF ANNAPOLIS	ANNAPOLIS	VU SAR	A6	11	11	11	11
		HU	A8	1	1	1	1
BUAER INSPECTORS AND REPRESENTATIVES							
BAGR CEN DIST	DAYTON	VR M	A8	1	1	1	1
		VT ME	A6	2	2	2	2
BAGR WSTRN DST	LOS ANGELES	VR M	A8	1	1	1	1
		VT ME	A6	1	1	1	1
BAR AKRON	AKRON	VT ME	A8	1	1	1	1
BAR BALTIMORE	BALTIMORE	VT ME	A8	1	1	1	1
BAR BUFFALO	BUFFALO	VT ME	A6	1	1	1	1
BAR BURBANK	BURBANK	VT ME	A8	1	1	1	1
BAR COLUMBUS	COLUMBUS	VT ME	A6	2	2	2	2
BAR EST HRTFRD	EST HARTFORD	VT ME	A8	1	1	1	1
BAR EL SEGUNDO	EL SEGUNDO	VT ME	A8	1	1	1	1
BAR INDIANPLIS	INDIANAPOLIS	VT ME	A8	1	1	1	1
BAR ST LOUIS	ST LOUIS	VT ME	A8	1	1	1	1
BAR TETERBORO	TETERBORO	VT ME	A8	1	1	1	1
MARINE CORPS BASES AND AIR STATIONS							
MCAS	YUMA	VR M	A8	2	2	2	2
		VT JET	A6	2	2	1	1
		VT ME	A6	1	1	1	1
		HU	A8	2	2	2	2
MCAS SO&ES	EL TORO	VR H	A8	1	1	1	1
		VR M	A8	2	2	1	1
		VT JET	A6	3	2	2	2
		VT ME	A6	4	3	2	1
		HU	A8	2	2	2	2
MCAS SO&ES	CHERRY POINT	VR H	A8	2	2	2	1
		VR M	A8	2	2	2	1
		VT JET	A6	3	3	2	2
		VT ME	A6	2	2	2	1
		HU	A8	2	2	2	2
MCAS AES 12	QUANTICO	VA DAY	A8	12	12	10	7
		VR M	A8	2	2	2	2
		VT ME	A6	7	7	6	5
		VT ME P	A8	1	1	1	1
MCAF	NEW RIV JAX	VR H	A8	1	1	1	1
		VT ME	A6	5	4	4	3
MCAF	SANTA ANA	VT ME	A6	2	2	2	1
HQ MC FLT SECT	ANACOSTIA	VR M	A8	3	3	3	3
		VT JET	A6	2	2	2	2
		VT ME	A6	5	5	4	3
		VT SE	A6	7	6	5	4
MCAAS	BEAUFORT	VR M	A8	2	2	2	2
		VT JET	A6	2	2	1	1
		VT ME	A6	1	1	1	1
		HU	A8	2	2	2	2
NAVAL AIR TRAINING COMMAND							
NAVAL AIR BASIC TRAINING COMMAND							
BTG 7	MEMPHIS	VT JET	A3	50	55	70	70
		VT ME	A6	2	1	1	
NAAS NABTC	SAUFLEY FLD	VT JET	A6	6	6	6	6
		VT ME	A6	3	2	1	1
		VT SE	A3	215	200	200	200
NAAS NABTC	WHITING FLD	VT JET	A6	6	6	6	6
		VT ME	A6	5	4	3	1
		VT SE	A3	421	396	378	355
NAS NABTC	PENSACOLA	VF DAY JET	A4	6	6	6	6
		VR H	A8	3	3	3	3
		VR M	A8	6	6	6	6
		VU SAR	A8	1	1	1	1
		VT JET	A3	88	95	99	102
		VT ME	A6	7	6	6	4
		VT ME	A3	32	32	32	32
		VT ME	A8	4	2		
		VT SE	A3	22	22	22	22
		VT ME P	A8	1	1	1	
		HU	A8	3	3	3	3
HTG 1	ELLYSON FLD	VT ME	A6	3	2	1	1
		HU	A4	38	37	36	36
		HT	A4	37	35	35	35

DECLASSIFIED

TABLE 1

PROGRAM OPERATING ALLOWANCES FOR FISCAL 1960

UNIT	LOCATION	CLASS	PRIMARY OPTG. STATUS	FISCAL YEAR 1960 30 SEP 1959	31 DEC 1959	31 MAR 1960	30 JUN 1960
NAVAL AIR ADVANCED TRAINING COMMAND							
NAAS NAATC	KINGSVILLE	VF DAY JET	A3	96	96	91	89
		VS	A3	31			
		VR M	A8	1	1	1	1
		VT JET	A3	50	50	50	50
		VT ME	A6	2	1	1	1
		HU	A8	2	2	2	2
NAS NAATC	CRPS CHRISTI	VA DAY	A3	34	34	30	30
		VS	A3	47	47	47	47
		VP L	A3	18	18	18	18
		VP S	A3	9	9	9	9
		VR H	A8	2	2	2	2
		VR M	A8	1	1	1	1
		VT JET	A6	6	6	6	6
		VT ME	A6	6	6	4	2
		VT ME	A3	42	42	42	42
		VT NAV	A5	3	3	3	3
		VT ME P	A8	1	1		
		HU	A8	2	2	2	2
NAAS NAATC	CHASE	VF DAY JET	A3	96	96	91	90
		VR M	A8	1	1	1	1
		VT JET	A3	50	50	50	50
		VT ME	A6	2	1	1	1
		HU	A8	2	2	2	2
JTTU	OLATHE	VF DAY JET	A4	20	20	20	20
		VT JET	A4	9	9	9	9
		VT ME	A6	1	1	1	1
NAAS NAATC	PORT ISABEL	VT ME	A6	1	1	1	1
		HU	A8	2	2	2	2
NAAS NAATC	NEW IBERIA	VS	A3		31	31	31
		VR M	A8		1	1	1
		VT JET	A6		2	2	2
		VT ME	A6		1	1	1
		HU	A8		2	2	2
NAVAL AIR TECHNICAL TRAINING COMMAND							
NATECHTRAU	LAKEHURST	VT NAV	A4	1	1	1	1
NATECHTRAU	OLATHE	VT JET	A5	5	5	5	5
		VT ME	A5	4	4	4	4
		VT SE	A5	7	7	7	7
NATECHTRAU	MEMPHIS	VR H	A8	1	1	1	1
		VR M	A8	2	2	2	2
		VT JET	A6	3	3	3	3
		VT ME	A8	9	9	7	7
		VT ME P	A8	1			
		HU	A8	2	2	2	2
NATECHTRAU	PENSACOLA	VF P JET	A4	4	4	4	4
		VT JET	A4	1	1	1	1
		VT ME P	A5	8	8	8	8
NATECHTRAU	PHILADELPHIA	VT ME	A6	1	1	1	
NAS	GLYNCO	VR M	A8	1	1	1	1
		VT ME	A8	6	3	3	3
		HU	A8	1	1	1	1
NAVCICOFFSCOL	GLYNCO	VF AW JET	A4	42	42	42	42
		VA AW	A4	4	4	4	4
		VW AEW	A4	6	6	4	4
		VT JET	A4	4	4	4	4

UNIT	LOCATION	CLASS	PRIMARY OPTG. STATUS	FISCAL YEAR 1960 30 SEP 1959	31 DEC 1959	31 MAR 1960	30 JUN 1960
NAVY AND MARINE CORPS RESERVE TRAINING							
NAV&MC RES TRA		VF DAY JET	A4	140	140	140	140
		VA DAY JET	A4	120	120	120	120
		VS	A4	160	160	160	160
		VP L	A4	132	132	132	132
		VR H	A4	51	51	51	51
		VR M	A4	12	12	12	12
		VT JET	A4	40	40	40	40
		VT ME	A4	41	41	41	41
		VT ME P	A4	4	4	4	4
		HS	A4	128	128	128	128
		ZP	A4	2	2	2	2
USNR AIRCRAFT FOR RESERVE TRANS POOL							
U S NAVAL RESERVE AIRCRAFT							
BUAER RESEARCH & DEVELOPMENT							
R&D AIRCRAFT							
R&D AIRCRAFT		VF DAY JET	A9	32	29	27	25
		VF AW JET	A9	31	33	33	31
		VF P JET	A9	2	2	2	2
		VF D JET	A9	10	10	10	10
		VA DAY JET	A9	17	16	16	17
		VA P JET	A9	1	1	1	1
		VA Q JET	A9	1	1	1	1
		VA H JET	A9	5	5	6	7
		VA DAY	A9	6	6	7	7
		VA AW	A9	2	2	2	2
		VA W	A9	2	3	3	4
		VS	A9	4	4	4	4
		VP L	A9	14	14	14	14
		VP L D	A9	1	1	2	2
		VW AEW	A9	7	7	7	6
		VR H	A9	3	3	3	3
		VR M	A9	6	6	6	6
		VR C	A9	2	2	2	2
		VU SAR	A9	1	1	1	1
		VU TOW	A9	4	3	1	1
		VU TOW D	A9	3	2		
		VT JET	A9	11	11	11	11
		VT ME	A9	2	2	2	2
		VT SE	A9	4	4	4	4
		VT D	A9	6	5	4	2
		HS	A9	6	7	8	8
		HR	A9	1	1	1	1
		HU	A9	2	2	2	2
		HT	A9	1			
		ZP	A9	3	3	3	3
		ZW	A9	1	1	1	1

[redacted]

DECLASSIFIED

TABLE 1A

PROGRAM OPERATING ALLOWANCES FOR FISCAL 1960

SUBCLASS	TOTAL	LANT USN	LANT USMC	PAC USN	PAC USMC	NABS USN	NABS USMC	BARS	NABTC	NAATC	NATTC	NART	R & D
	7198	1494	449	1626	634	374	82	16	890	519	104	830	180
VF DAY JET	586	19	100	17	80				6	199		140	25
VF AW JET	721	216	40	312	80						42		31
VF P JET	92	24	9	34	18	1					4		2
VF D JET	59	19		30									10
VF Q JET	27		9		18								
VA DAY JET	810	182	100	250	140	1						120	17
VA P JET	25	12		12									1
VA Q JET	19	9		9									1
VA HT JET	8	4		4									
VA H JET	127	58		62									7
VA DAY	262	91		123		4	7			30			7
VA AW	8					2					4		2
VA W	97	45		48									4
VA Q	34	15		19									
VS	446	122		80		2				78		160	4
VP L	410	138		108						18		132	14
VP S	131	50		72						9			
VP L D	6	2		2									2
VW WEA	4	1				3							
VW AEW	95	42		43							4		6
VO	36		12		24								
VR H	148	21	3	28	23	10	3		3	2	1	51	3
VR M	208	49	37	15	28	35	11	2	6	4	3	12	6
VR C	60	28		29		1							2
VU SAR	61	20		21		18			1				1
VU TOW	24	9		14									1
VU TOW D	4	2		2									
VT JET	717	78	35	109	48	74	8		184	117	13	40	11
VT D JET	7			7									
VT ME	411	38	2	34	1	161	16	14	39	49	14	41	2
VT SE	640	10		10		28	4		577		7		4
VT NAV	5					1				3	1		
VT D	8	3		3									2
VT ME P	18					5	1				8	4	
HS	300	100		64								128	8
HO	40		12		24		4						
HR	237		90		146								1
HU	230	71		65	4	28	8		39	10	3		2
HT	35								35				
HR L	16						16						
HR M	4						4						
ZP	15	10										2	3
ZW	7	6											1

[redacted]

[redacted]

DECLASSIFIED

CONFIDENTIAL

TABLE 1B

PROGRAM OPERATING ALLOWANCES FOR FISCAL 1960

LANT

SUBCLASS	TOTAL	NAVY COMBAT	FLT. TRNG.	O'SEAS BASES	FASRONS	VURONS	OPDEVFOR	CV UTILITY	ATT. & MISS.	FLTACSUPPRON	MARINE COMBAT	H & HS	VMT-1
	1943	1200	101	46	21	45	44	18	16	3	424	5	20
VF DAY JET	119					19					100		
VF AW JET	256	207					9				40		
VF P JET	33	24									9		
VF D JET	19	7				12							
VF Q JET	9										9		
VA DAY JET	282	182									100		
VA P JET	12	12											
VA Q JET	9	9											
VA HT JET	4	4											
VA H JET	58	58											
VA DAY	91	85						6					
VA W	45	44					1						
VA Q	15	15											
VS	122	120					2						
VP L	138	132					6						
VP S	50	48					2						
VP L D	2		2										
VW WEA	1				1								
VW AEW	42	42											
VO	12										12		
VR H	24	11	4	1	3		2				2	1	
VR M	86	12		14	3		6		12	2	36	1	
VR C	28	16					1	11					
VU SAR	20			10	1		6	1	2				
VU TOW	9					9							
VU TOW D	2					2							
VT JET	113		77				1				14	1	20
VT ME	40		4	15	13	3	1		1	1		2	
VT SE	10		10										
VT D	3		3										
HS	100	96					4						
HO	12										12		
HR	90										90		
HU	71	60	1	6			3		1				
ZP	10	10											
ZW	6	6											

CONFIDENTIAL

DECLASSIFIED

TABLE 1C

PROGRAM OPERATING ALLOWANCES FOR FISCAL 1960

PAC

SUBCLASS	TOTAL	NAVY COMBAT	FLT. TRNG.	O'SEAS BASES	FASRONS	VURONS	OPDEVFOR	CV UTILITY	ATT. & MISS	FLTACSUPPRON	MARINE COMBAT	H & HS	VMT-2
	2260	1317	112	74	21	56	23	20	6	3	603	5	20
VF DAY JET	97					17					80		
VF AW JET	392	305					7				80		
VF P JET	52	32				2					18		
VF D JET	30	18				12							
VF Q JET	18										18		
VA DAY JET	390	240					10				140		
VA P JET	12	12											
VA Q JET	9	9											
VA HT JET	4	4											
VA H JET	62	60					2						
VA DAY	123	113					2	8					
VA W	48	48											
VA Q	19	19											
VS	80	80											
VP L	108	108											
VP S	72	72											
VP L D	2					2							
VW AEW	43	43											
VO	24										24		
VR H	51	17	5	5	1						22	1	
VR M	43	3		6		1			4	2	25	2	
VR C	29	16						12	1				
VU SAR	21			20	1								
VU TOW	14					14							
VU TOW D	2					2							
VT JET	157		90	10	9		2				24	2	20
VT D JET	7		7										
VT ME	35			22	10	1			1	1			
VT SE	10		10										
VT D	3					3							
HS	64	64											
HO	24										24		
HR	146										146		
HU	69	54		11		2					2		

DECLASSIFIED

[redacted]

TABLE 2 LOCATION OF AIRCRAFT INVENTORY AND PLANNED OPERATING ASSIGNMENTS

BY COMMAND AND UNIT

LANT UNIT	LOCATION	MODEL	INVENTORY STATUS	INVENTORY NO. ON BOARD	PLANNED ASSIGNMENTS 30 JUN 1959	30 SEP 1959	31 DEC 1959	31 MAR 1960
CARRIER AIR GROUPS								
CVG 1								
VF 14	ABD ROOSEVLT	F3H 2	A1	12	14	14	14	14
				12*	14	14	14	14
VF 11	GTMO BAY	F8U 1	A1	13	14	14	14	14
				13*	14	14	14	14
VA 15	ABD ROOSEVLT	AD 6	A1	12	12	12	12	12
				12*	12	12	12	12
VA 46	ABD INTREPID	F9F 8	AJ	1				
		A4D 2	A1	12	12	12	12	12
				13*	12	12	12	12
VA 172	ABD ROOSEVLT	A4D 2	A1	11	12	12	12	12
				11*	12	12	12	12
VAH 11	LEEWARD PNT	A3D 2	A1	12	12	9	9	9
				12*	12	9	9	9
CVG 3								
VF 31	ABD SARATOGA	F3H 2	A1	14	14	14	14	14
		F3H 2N	A1	1				
				15*	14	14	14	14
VF 32	ABD SARATOGA	F8U 1	A1	14	14	14	14	14
				14*	14	14	14	14
VA 34	ABD SARATOGA	A4D 2	A1	12	12	12	12	12
				12*	12	12	12	12
VA 35	ABD SARATOGA	AD 6	A1	12	12	12	12	12
				12*	12	12	12	12
VA 36	ABD SARATOGA	A4D 2	A1	12	12	12	12	12
				12*	12	12	12	12
VAH 9	ABD SARATOGA	A3D 2	A1	12	12	12	12	9
		A3D 2	G6	2				
				14*	12	12	12	9
CVG 4								
VF 21	OCEANA	F11F 1	A1	1				
		F11F 1	A4	7	3	3	3	3
		A4D 2	A1	1				
		A4D 2	A4	1				
		A4D 2	G9	2				
		A4D 1	A1	3				
		A4D 1	A4	11	13	19	18	18
		A4D 1	G9	1				
		A4D 1	Q1	1				
		TV 2	A4	6	9	9	6	5
		F9F 8T	A4	15	20	20	20	20
				49*	45	51	47	46
VF 101	KEY WEST	F8U 1	A4	1				
		F3H 2	A4	10	11	11	11	11
		F3H 2	G9	1				
		F3H 2N	A4	12				
		F3H 2N	G9	8				
		F3D 2T2	AM	4				
		F3D 2T2	A4	10	10	10	10	10
		F4D 1	A4	16	11	11	11	9
		F4D 1	G9	1				
		R4D 5 6	A2		1	1	1	1
		R4D 5	A4	1				
		TV 2	A4	2	2	1		
		F9F 8T	A4			2	2	2
				66*	35	36	35	33
VF 174	CECIL FIELD	F8U 2	A4			6	20	7
		F8U 1	A4	21	18	15	15	11
		F8U 1	G9	2				
		TV 2	A4		1	1	1	1
		F9F 8T	A4			1	2	2
				23*	19	23	38	21
VA 44	JACKSONVILLE	A4D 2	A1	1				
		A4D 2	A4	10				
		A4D 2N	A4			5	4	4
		A4D 1	A4	22	25	16	15	17
		A4D 1	G9	3				
		AD 6	AM	4				
		AD 6	A4	10	6	6	6	6
		AD 5	A4	2	2	2	2	2
		TV 2	AM	3				
		TV 2	A4	6	10	10	7	6
		F9F 8T	AM	2				
		F9F 8T	A4	21	21	21	21	21
		T 28B	AM	1				
		T 28B	A4	4	5	5	5	5
				89*	69	65	60	61
VAH 3	SANFORD	F9F 8B	A4		5	3	3	3
		A3J 1	A4					1
		A3D 2P	A1				1	6
		A3D 2T	A4			1	4	4
		A3D 1	A1	1				
		A3D 1	A4		12	11	8	7
		A3D 1	A5	10				
		A3D 1	G6	1				
		A3D 1	G9	1				
		P2V 3B	A5	6	6	5	3	
		R4D 5 6	A2		1	1	1	1
		R4D 6	A2	1				
		TV 2	A4		2			
		F9F 8T	A4			1	2	2
				20*	26	22	22	24
CVG 6								
VF 33	ABD INTREPID	F11F 1	A1	12	14	14	14	14
				12*	14	14	14	14
VF 74	ABD INTREPID	F4D 1	A1	12	14	14	12	12
				12*	14	14	12	12
VA 25	ABD INTREPID	AD 6	A1	12	12	12	12	12
				12*	12	12	12	12
VA 66	ABD INTREPID	A4D 2	A1	11	12	12	12	
		A4D 2N	A1					12
				11*	12	12	12	12
VA 76	OCEANA	F9F 8	A1	7				
		A4D 2	A1	8	8	12	12	12
		F9F 8B	A1	6	12			
				21*	20	12	12	12
CVG 7								
VF 41	ABD INDEPEND	F3H 2	A1	14	14	14	14	14
		F3H 2	G9	3				
				17*	14	14	14	14
VF 84	OCEANA	F8U 2	A1	10	9	14	14	14
		FJ 3M	A1	1	14			
		FJ 3M	G9	1				
				12*	23	14	14	14
VA 75	ABD INDEPEND	AD 6	A1	12	12	12	12	12
				12*	12	12	12	12
VA 86	ABD INDEPEND	A4D 2	A1	12	12	12	12	12
		A4D 2	G9	2				
				14*	12	12	12	12
VA 72	OCEANA	A4D 2	A1	10	12	12		
		A4D 2	G9	4				
		A4D 2N	A1				12	12
				14*	12	12	12	12
VAH 1	SANFORD	A3D 2	A1		9	9	9	9
		A3D 1	A1	9				
				9*	9	9	9	9
CVG 8								
VF 81	ABD INTREPID	A4D 2	A1	12	12	12	12	12
				12*	12	12	12	12
VA 83	OCEANA	A4D 2	A1	14	12	12	12	12
		A4D 2	G9	2				
				16*	12	12	12	12
VA 85	OCEANA	AD 6	A1	14	12	12	12	12
				14*	12	12	12	12
VAH 5	SANFORD	A3D 2	A1	9	9	9	9	9
		A3D 2	G9	5				
				14*	9	9	9	9
CVG 10								
VA 12	CECIL FIELD	A4D 2	A1	10	12	12	12	12
		A4D 2	G9	5				
				15*	12	12	12	12
VF 102	OCEANA	F4D 1	A1	16	14	14	12	12
		F4D 1	G9	2				
				18*	14	14	12	12
VF 103	CECIL FIELD	F8U 1	A1	14	14	14	14	14
		F8U 1	G9	4				
				18*	14	14	14	14
VA 106	CECIL FIELD	A4D 2	A1	12	12	12	12	12
				12*	12	12	12	12
VA 176	ABD ESSEX	AD 6	A1	11	12	12	12	12
		AD 6	Y	1				
				12*	12	12	12	12

[redacted]

DECLASSIFIED

[redacted]

TOTAL PROGRAM & NON-PROGRAM AIRCRAFT

TABLE 2 LOCATION OF AIRCRAFT INVENTORY AND PLANNED OPERATING ASSIGNMENTS

BY COMMAND AND UNIT

LANT UNIT	LOCATION	MODEL	INVENTORY STATUS	INVENTORY NO. ON BOARD	PLANNED ASSIGNMENTS 30 JUN 1959	30 SEP 1959	31 DEC 1959	31 MAR 1960
VAH 7	SANFORD	F9F 8B	A4	7				
		F9F 8B	A6	1				
		F9F 8B	EN	1				
		A3D 2	A1	3	3	5	4	
		A3D 1	A1	1	6	7	10	11
		A3D 1	G6	1				
		TV 2	A4	4				
				18*	9	12	14	11
COMFAIRJAX								
VF 13	CECIL FIELD	F4D 1	A1	12	14	14	12	12
				12*	14	14	12	12
VF 62	ABD ESSEX	F8U 2	A1					14
		FJ 3M	A1	12	14	14	14	
				12*	14	14	14	14
VA 42	ABD INTREPID	AD 6	AJ	1				
		AD 6	A1	9	6	6	6	6
		AD 5	A1	2				
		AD 5	A4		2	2	2	2
		T 28B	A4	5	5	5	5	5
				17*	13	13	13	13
CARRIER SPECIAL SQDNS PHOTOGRAHIC								
VFP 62	JACKSONVILLE	F8U 1P	A1	9	16	21	24	24
		F9F 8P	AJ	1				
		F9F 8P	A1	6	8	4	4	4
		TV 2	A4	2				
				18*	24	25	28	28
DET 33	ABD INTREPID	F9F 8P	A1	3				
				3*				
DET 37	ABD ROOSEVLT	F8U 1P	A1	2				
				2*				
DET 41	ABD INDEPEND	F8U 1P	A1	3				
				3*				
DET 43	ABD SARATOGA	F8U 1P	A1	3				
				3*				
CARRIER SPECIAL SQDNS NIGHT								
VAAW 33	QUONSET PNT	AD 5N	A1	8	9	9	9	9
		AD 5Q	A1	9	15	15	15	15
		TF 1Q	A1	2	1	1	1	
		SNB 5	A4	1	1	1	1	1
				20*	26	26	26	25
DET 7	GTMO BAY	AD 5Q	A1	3				
				3*				
DET 33	ABD INTREPID	AD 5Q	A1	3				
				3*				
DET 43	ABD SARATOGA	AD 5N	A1	1				
		AD 5Q	A1	3				
				4*				
CARRIER SPECIAL SQDNS AIR EARLY WARNING								
VAW 12	QUONSET PNT	WF 2	A1			3	8	10
		AD 5W	A1	22	48	45	40	38
		S2F 2	A1	1				
		S2F 1	A4		1	1	1	1
		SNB 5	A4	1	1	1	1	1
				24*	50	50	50	50
DET 33	ABD INTREPID	AD 5W	A1	4				
				4*				
DET 34	ABD CHMPLAIN	AD 5W	A1	4				
				4*				
DET 36	ABD RANDOLPH	AD 5W	A1	3				
				3*				
DET 38	ABD TARAWA	AD 5W	A1	3				
				3*				
DET 45	ABD ESSEX	AD 5W	A1	2				
				2*				
DET 48	ABD WASP	AD 5W	A1	3				
				3*				
DET 52	ABD VALY FRG	AD 5W	A1	4				
				4*				
CARRIER SPECIAL SQDNS								
VFAW 4	QUONSET PNT	F2H 4	AJ	2				
		F2H 4	A1	23	25	25	16	16
		TV 2	A4	1	1	1	1	1
		SNB 5	A4	2				
				28*	26	26	17	17
GUIDED MISSLE SERVICE SQDN								
GMSRON 2	ROOSEVLT RDS	F9F 6D	A1	1				
		FJ 3D	A1	5	5	5	5	5
		FJ 3D	Q1	1				
		FJ 3D2	A1	3	5	5	5	5
		FJ 3D2	G9	1				
		F9F 5KD	AJ	2				
		F9F 5KD	A1	3	4	4	3	2
		P2V 5FD	A1		1	2	2	2
		P2V 5FD	A2	1				
		JD 1	A8		1			
		JD 1D	A2	1				
		TV 2D	A2	4	2	2	2	2
		TV 2KD	A2	1				
		T 28BD	A2	2				
		T 28BD	A8		2	2	2	2
		HUS 1A	A2	1				
		HUS 1A	A8		1	1	1	1
		F9F 6K	A8	4				
				30*	21	21	20	19
ELECTRONIC COUNTER MEASURE SQDNS								
VQ 2	ROTA	A3D 2Q	A1			1	3	7
		A3D 1Q	A1	1	1	1		1
		A3D 1	A1	1	1	1		
		WV 2Q	A1				2	3
		P4M 1Q	A1	2	3	3	3	
		P4M 1Q	G9	1				
		P2V 5F	A1	3	3	3	1	
				8*	8	9	9	11
PHOTOGRAPHIC SQDNS								
AP 62	JACKSONVILLE	A3D 2P	A1			4	6	6
		AJ 2P	A1	7	6	2		
		SNB 5P	A4	1	1	1	1	1
				8*	7	7	7	7
CARRIER ANTI SUBMARINE SQDNS								
VS 27	NORFOLK	S2F 2	A1	4	3	3	3	3
		S2F 1	A1	15	17	17	17	17
		S2F 1	G9	1				
				20*	20	20	20	20
VS 30	ABD CHMPLAIN	S2F 2	A1	3	3	3	3	3
		S2F 1	A1	15	17	17	17	17
		S2F 1	G9	2				
				20*	20	20	20	20
VS 31	ABD WASP	S2F 2	A1	3	3	3	3	3
		S2F 1	A1	18	17	17	17	17
		S2F 1	G9	2				
				23*	20	20	20	20
VS 32	ABD WASP	S2F 2	A1	5	3	3	3	3
		S2F 1	A1	15	17	17	17	17
		S2F 1	G5	1				
		S2F 1	G9	1				
				22*	20	20	20	20
VS 36	NORFOLK	S2F 2	A1	1	3	3	3	3
		S2F 1	A1	19	17	17	17	17
		S2F 1	G6	1				
		S2F 1	G9	2				
				23*	20	20	20	20
VS 39	ABD RANDOLPH	S2F 2	A1	4	4	4	4	4
		S2F 1	A1	15	16	16	16	16
				19*	20	20	20	20
HELICOPTER ANTI SUBMARINE SQDNS								
HS 1	KEY WEST	SNB 5	A4	1	1	1	1	1
		HSS 1	A1	8	8	9	9	5
		HSS 1N	A1	6	6	5	5	9
				15*	15	15	15	15
HS 3	NORFOLK	SNB 5	A4	1	1	1	1	1
		HSS 1	A1	14	14	14	14	14
				15*	15	15	15	15
HS 5	KEY WEST	SNB 5	A4	1	1	1	1	1
		HSS 1	A1	8	8	9	9	5
		HSS 1N	A1	6	6	5	5	9
				15*	15	15	15	15
HS 7	NORFOLK	SNB 5	A4	1	1	1	1	1
		HSS 1	A1	10	10	10	10	10
		HSS 1N	A1	4	4	4	4	4
				15*	15	15	15	15
HS 9	ABD RANDOLPH	SNB 5	A4		1	1	1	1
		HSS 1	A1	13	14	14	14	14
				13*	15	15	15	15

[redacted]

DECLASSIFIED

TOTAL PROGRAM & NON-PROGRAM AIRCRAFT

TABLE 2 LOCATION OF AIRCRAFT INVENTORY AND PLANNED OPERATING ASSIGNMENTS

BY COMMAND AND UNIT

LANT UNIT	LOCATION	MODEL	INVENTORY STATUS	INVENTORY NO. ON BOARD	PLANNED ASSIGNMENTS 30 JUN 1959	30 SEP 1959	31 DEC 1959	31 MAR 1960
HS 11	QUONSET PNT	SNB 5	A4	1	1	1	1	1
		HSS 1	AJ	1				
		HSS 1	A1	7	8	9	9	9
		HSS 1N	AJ	1				
		HSS 1N	A1	5	6	5	5	5
				15*	15	15	15	15
PATROL SQDNS LAND PLANE								
VP 5	JACKSONVILLE	P2V 5F	A1	12	12	12	12	12
				12*	12	12	12	12
VP 7	KEFLAVIK	P2V 5F	A1	12	12	12	12	12
				12*	12	12	12	12
VP 8	NORFOLK	P2V 5F	A1	15	12	12	12	12
				15*	12	12	12	12
VP 10	BRUNSWICK	P2V 5F	A1	12	12	12	12	12
				12*	12	12	12	12
VP 11	ROTA	P2V 7	A1	12	12	12	12	12
				12*	12	12	12	12
VP 16	ARGENTIA	P2V 5F	A1	12	12	12	12	12
				12*	12	12	12	12
VP 18	JACKSONVILLE	P2V 7	A1	13	12	12	12	12
		P2V 7	G9	1				
				14*	12	12	12	12
VP 21	BRUNSWICK	P2V 7	A1	13	12	12	12	12
				13*	12	12	12	12
VP 25	ICELAND	P2V 7	A1	12	12	12	12	12
				12*	12	12	12	12
VP 26	BRUNSWICK	P2V 5F	A1	12	12	12	12	12
				12*	12	12	12	12
PATROL SQDNS SEA PLANE								
VP 44	NORFOLK	P5M 2	A1	12	11	11	11	11
		P5M 1	A1		1	1	1	1
				12*	12	12	12	12
VP 45	BERMUDA	P5M 1	A1	12	12	12	12	12
				12*	12	12	12	12
VP 49	BERMUDA	P5M 1	AJ	1				
		P5M 1	A1	11	12	12	12	12
				12*	12	12	12	12
VP 56	NORFOLK	P5M 2	A1	9	12	12	12	12
		P5M 1	A1	3				
				12*	12	12	12	12
PATROL SQDNS AIRSHIP								
ZP 2	GLYNCO	SNB 5	A4	2	2	2	2	2
		ZPG 2	A1	3	2	2	2	2
				5*	4	4	4	4
ZP 3	LAKEHURST	SNB 5	A4	3	3	3	3	3
		ZPG 2	A1	2	4	4	4	4
		ZPG 2	G5	1				
		ZPG 2	G9	1				
		ZPG 2	Y	1				
				8*	7	7	7	7
MINING SQDNS								
VAHM 13	CHINCOTEAGUE	P2V 7	A1			6	10	12
		P2V 5F	A1	12	12	6	2	
				12*	12	12	12	12
FLEET AIR EARLY WARNING SQDNS								
VW 2	PTXNT RIVER	WV 2	A2	9	12	12	12	12
		WV 2	D9	1				
		WV 2	G6	1				
				11*	12	12	12	12
DET B	CHINCOTEAGUE	WV 2	A2	1				
				1*				
VW 4	JACKSONVILLE	WV 3	A2	6	6	6	6	6
		WV 3	B	1				
		WV 2	A2	1				
		WV 2	B	2				
		R7V 1	A2	1				
				11*	6	6	6	6
BARRIER SQDNS DISTANT WARNING								
VW 11	ARGENTIA	WV 2	A2	13	12	12	12	12
		WV 2	D9	2				
		R7V 1	A5		1	1	1	1
		R7V 1	D9	1				
		SNB 5	A5	1	1	1	1	1
				17*	14	14	14	14
VW 13	PTXNT RIVER	WV 2	A2	8	6	6	6	6
		WV 2	D9	1				
		WV 2	Q1	1				
		R7V 1	A2	1				
		R7V 1	A5		1	1	1	1
		SNB 5	A5	1	1	1	1	1
				12*	8	8	8	8
VW 15	PTXNT RIVER	WV 2	A2	8	6	6	6	6
		WV 2	H6	1				
		R7V 1	A5	2	2	2	2	2
		SNB 5	A5	1	1	1	1	1
				12*	9	9	9	9
BARRIER SQDNS CONTIGUOUS								
ZW 1	LAKEHURST	R4D 5 6	A2		1			
		R4D 5	A4	1				
		SNB 5	A4	2	2	2	2	2
		ZPG 3W	A2			1	4	4
		ZPG 2W	A2	4	4	4	3	3
				7*	7	7	9	9
HELICOPTER RECONNAISSANCE SAR SQDNS								
HU 2	LAKEHURST	SNB 5	AK	1				
		SNB 5	A4		1	1	1	1
		HO4S 3	A2	1	1	1	1	1
		HRS 3	A2	6	7	7	8	8
		HUK 1	AK	1				
		HUK 1	A2	3	10	10	10	10
		HUS 1A	A2		1	1	1	1
		HUL 1	A2	3	5	5	6	7
		HUP 2	AK	1				
		HUP 2	A2	11	28	28	28	28
		HTL 5	A2	3	6	6		
		HTL 4	A2	2	2	2		
				32*	61	61	55	56
DET 1	NORFOLK	HSS 1	A2	1				
		HUK 1	A2	2				
		HUS 1	A2	1				
		HUP 2	A2	2				
		HTL 5	A2	1				
				7*				
DET 23	ABD DESMOINS	HUP 2	A2	1				
				1*				
DET 33	ABD INTREPID	HUP 2	A2	2				
				2*				
DET 34	ABD CHMPLAIN	HUK 1	A2	1				
				1*				
DET 36	ABD RANDOLPH	HUK 1	A2	1				
				1*				
DET 41	ABD INDEPEND	HUP 2	A2	2				
				2*				
DET 43	ABD SARATOGA	HUP 2	A2	2				
				2*				
DET 45	ABD ESSEX	HUP 2	A2	2				
				2*				
DET 48	ABD WASP	HUK 1	A2	1				
				1*				
DET 70	ABD ATKA	HUP 2	A2	2				
				2*				
DET 72	BURTON IS	HUK 1	A2	1				
		HTL 5	A2	1				
				2*				
DET 76	ABD TANNER	HRS 3	A2	1				
				1*				
DET 94	ABD MTMCKNLY	HUL 1	A2	1				
				1*				

DECLASSIFIED

TOTAL PROGRAM & NON-PROGRAM AIRCRAFT

TABLE 2 LOCATION OF AIRCRAFT INVENTORY AND PLANNED OPERATING ASSIGNMENTS

BY COMMAND AND UNIT

LANT UNIT	LOCATION	MODEL	INVENTORY STATUS	INVENTORY NO. ON BOARD	PLANNED ASSIGNMENTS 30 JUN 1959	30 SEP 1959	31 DEC 1959	31 MAR 1960
FLEET TACTICAL SUPPORT SQDNS								
VR 1	PTXNT RIVER	R6D 1	A2	3	2	2	2	2
		R6D 1Z	A2	4	4	4	4	4
		R5D Z	A2		1	1	1	1
		R5D 2Z	A2	1				
		R4Y 1	A2	9	12	12	12	12
		TF 1	A2			6	6	6
				17*	19	25	25	25
VR 24	PORT LYAUTEY	R5D 2 3	A2		1			
		R5D 5	A2	6	7	7	7	7
		R5D 5	G6	1				
		R5D 3	A2	1				
		TF 1	A2		7	7	7	7
				8*	15	14	14	14
DET	NAPLES	TF 1	A2	7				
		TF 1	G9	2				
				9*				
MARINE HEADQUARTERS SQDNS								
MARS MWSG 27	CHERRY POINT	FJ 3M	A1	4				
		FJ 3M	G9	1				
		F4D 1	B	1				
		F9F 8P	A6	2				
		A4D 2	A1	2				
		A4D 2	G9	1				
		AD 5	A1		4	4	4	4
		AD 5	A2	4				
		OE 1	B	2				
		OE 1	G6	1				
		R5D 2 3	A2		1			
		R5D 5	A2		1	2	2	2
		R5D 3	A2	2				
		R4D 8	A2	2	2	2	2	2
		TV 2	A4		3	3	3	3
		TV 2	A6	4				
		SNB 5	A6	1	1	1	1	1
				27*	12	12	12	12
H&MS 14	CHERRY POINT	A4D 2	A1	9	10	8	8	8
		A4D 2	G6	1				
		A4D 2	G9	2				
		R4D 5 6	A2		1	1	1	1
		R4D 6	A2	1				
		R4D 5	A2	1				
		TV 2	A2	3	2	2	2	2
				17*	13	11	11	11
H&MS 24	CHERRY POINT	F3D 2	A1	1				
		F3D 2T2	AJ	1				
		F3D 2T2	A1	4	4	4	4	4
		F4D 1	A1		2			
		R4D 8	A2		1	1	1	1
		R4D 6	A2	2				
				8*	7	5	5	5
H&MS 26	NEW RIV JAX	R4D 8	A2	1	2	2	2	2
		HRS 3	A1	11				
				12*	2	2	2	2
H&MS 32	CHERRY POINT	F8U 1	A1		2			
		FJ 3M	A1	3				
		R4D 8	A2	2				
		R4D 5 6	A2		1	1	1	1
		TV 2	A2	3	3	3	3	3
				8*	6	4	4	4
MARINE FIGHTER SQDNS								
VMF 122	BEAUFORT	F8U 1	A1	20	20	20	20	20
				20*	20	20	20	20
VMF 235	BEAUFORT	F8U 1	A1	20	20	20	20	20
				20*	20	20	20	20
VMF 333	ROOSEVLT RDS	F8U 2	A1				3	18
		FJ 3	A1	12				
		FJ 3M	A1	9	20	20	17	
				21*	20	20	20	18
VMF 312	BEAUFORT	F8U 1	A1	14	10	20	20	20
		FJ 3M	A1	18	10			
				32*	20	20	20	20
MARINE FIGHTER ALL WEATHER SQDNS								
VMFAW 114	ABD ROOSEVLT	F4D 1	A1	12	12	20	20	20
				12*	12	20	20	20
VMFAW 115	CHERRY POINT	F4D 1	A1	33	28	20	20	20
		F4D 1	G9	1				
				34*	28	20	20	20
MARINE ATTACK SQDNS								
VMA 224	CHERRY POINT	A4D 2	A1	20	20	20	20	20
				20*	20	20	20	20
VMA 225	ABD ESSEX	A4D 2	A1	12	12	12	12	12
		AD 4B	AJ	1				
				13*	12	12	12	12
VMA 324	ABD ANTIETAM	A4D 2	A1	22	20	20	20	20
		AD 6	AJ	1				
		AD 6	A1	3				
				26*	20	20	20	20
VMA 331	CHERRY POINT	A4D 2	A1		20	20	20	20
				*	20	20	20	20
VMA 332	MIAMI	A4D 2	A1	20				
				20*				
VMA 533	CHERRY POINT	F9F 8	A1	10				
		A4D 2	A1			15	20	20
		F9F 8B	AJ	1				
		F9F 8B	A1	8	20			
				19*	20	15	20	20
MARINE COMPOSITE PHOTOGRAPHIC SQDNS								
VMCJ 2	CHERRY POINT	F3D 2Q	AJ	1				
		F3D 2Q	A1	8	9	9	8	7
		F8U 1P	A1	5	6	9	9	9
		F9F 8P	A1	7				
		F9F 8P	A2		3			
				21*	18	18	17	16
MARINE TRANSPORT SQDNS								
VMR 252	CHERRY POINT	R4Q 2	A2	25	20	20	20	20
				25*	20	20	20	20
VMR 353	MIAMI	R4Q 2	A2	16	12	12	12	12
				16*	12	12	12	12
MARINE HELICOPTER TRANSPORT SQDNS								
HMRL 162	NEW RIV JAX	HUS 1	AJ	2				
		HUS 1	A1	11	20	20	21	22
		HUS 1A	A1		2	2	1	
				13*	22	22	22	22
HMRL 264	NEW RIV JAX	HRS 3	A1		2	2	2	2
				*	2	2	2	2
HMRL 262	NEW RIV JAX	OE 2	A1	2				
		HRS 3	A1	4	6	5	3	3
		HUS 1	AJ	3				
		HUS 1	A1	19	14	15	18	18
		HUS 1A	AJ	1				
		HUS 1A	A1	1				
				30*	20	20	21	21
HMRC 263	NEW RIV JAX	HOK 1	AJ	1				
		HOK 1	A1	11				
		HOK 1	A2		12	12	12	12
		HRS 3	A1	9	12	12	12	12
				21*	24	24	24	24
HMRM 461	ABD CHMPLAIN	HR2S 1	AJ	1				
		HR2S 1	A1	11				
		HR2S 1	A2		13	12	12	12
		HR2S 1	G5	2				
				14*	13	12	12	12
MARINE OBSERVATION SQDNS								
VMO 1	NEW RIV JAX	OE 2	A1	5				
		OE 2	A2		5	5	5	5
		OE 1	A1	5				
		OE 1	A2		7	7	7	7
				10*	12	12	12	12
OPERATIONAL DEVELOPMENT SQDNS								
VX 1	KEY WEST	S2F 1	A9	4	2	2	2	2
		P2V 7	A9	3	3	3	3	3
		P5M 2	A9	1	1	1	1	1
		SNB 5	A6	1	2	2	2	2
		SNB 5P	A4		1	1	1	1
		SNB 5P	A6	1				
		HSS 1	A9	3	3	3	3	3
				13*	12	12	12	12

DECLASSIFIED

TOTAL PROGRAM & NON-PROGRAM AIRCRAFT

TABLE 2 **LOCATION OF AIRCRAFT INVENTORY AND PLANNED OPERATING ASSIGNMENTS**

BY COMMAND AND UNIT

LANT UNIT	LOCATION	MODEL	INVENTORY STATUS	INVENTORY NO. ON BOARD	PLANNED ASSIGNMENTS 30 JUN 1959	30 SEP 1959	31 DEC 1959	31 MAR 1960
VX 3	OCEANA	F8U 2	A9	4	4	6	6	4
		F8U 1	A9	2	2			
		F8U 1	G9	1				
		F3H 2	A9		6	6	6	6
		F4D 1	A9	6				
		F4D 1	G9	1				
		R4D 8	A8	1				
		R4D 8	A9		1	1	1	1
		TV 2	A9	2	1	1		
		F9F 8T	A9			1	1	1
		SNB 5	A8	2	1	1	1	1
				19*	15	16	15	13
VX 6	QUONSET PNT	P2V 7	A8	2	3	3	3	3
		RTV 1	A8	1	1	1	1	1
		R5D 2 3	A8		1	1	1	1
		R4D 8	A8	1	4	4	4	4
		R4D 8	A9	1				
		R4D 8	G5	2				
		R4D 5 6	A8		2	2	2	2
		R4D 6	A8	1				
		R4D 5	AQ	2				
		UC 1	AQ	4				
		UC 1	A8	2	6	6	6	6
		HSS 1	A8	1				
		HUS 1A	AQ	3				
		HUS 1A	A8		3	3	3	3
				20*	20	20	20	20
FLEET AIRCRAFT SERVICE SQDNS								
FASRON 2	QUONSET PNT	TF 1	A2	3	2			
		SNB 5	A6	2	2			
				5*	4			
FASRON 3	NORFOLK	F11F 1	HO	1				
		FJ 3M	B	1				
		FJ 3M	G5	1				
		S2F 2	A8		1	1	1	1
		S2F 1	A8	2	1	1	1	1
		TF 1	A2	7	6	6	5	4
		SNB 5	A6	11	12	12	12	12
		T 28B	A6	1				
		T 28BD	A6	1				
		HSS 1	B	1				
				26*	20	20	19	18
FASRON 5	OCEANA	F9F 8	G5	1				
		F3H 2	G5	16				
		F9F 8B	G5	4				
		AD 6	G5	7				
		R4D 5 6	A2		1	1	1	1
		R4D 5	A2	1				
		TV 2	G5	1				
		SNB 5	A6	2	2	2	2	2
		F9F 6K	G5	1				
				33*	3	3	3	3
FASRON 6	JACKSONVILLE	AD 6	B	3				
		AD 6	G5	1				
		R4Y 1	A2	1	1			
		TF 1	A2	4	4			
		TF 1	G9	1				
		SNB 5	A6	2	3			
		SNB 5	C9	3				
		HOK 1	A2	1				
				16*	8			
FASRON 9	CECIL FIELD	F3H 2	G9	1				
		R4D 5 6	A2		1	1	1	1
		R4D 6	A2	1				
		TV 2	AO	2				
		SNB 5	A6	2	2	2	2	2
				6*	3	3	3	3
FASRON 51	SANFORD	AD 5N	A2	1				
		R4D 5 6	A2		1	1	1	1
		R4D 6	A2	1				
		SNB 5	A6	1	2	2	2	2
				3*	3	3	3	3
FASRON 102	NORFOLK	P5M 1	H6	4				
		WV 2	A2		1	1	1	1
		WV 2	A9	1				
		R5D 4R	A9		1	1	1	1
		R5D 4R	G5	1				
		R4D 5 6	A2		1	1	1	1
		R4D 6	B	1				
		R4D 5	A5	1				
		R4Y 1	A2	3	3	3	3	3
		UF 1	A8	1	1	1	1	1
		SNB 5	A6	2	2	2	2	2
				14*	9	9	9	9
FASRON 104	ROTA	F4D 1	H5	1				
		F9F 8P	H5	1				
		AD 6	B	4				
		AD 6	H5	1				
		AD 5W	B	1				
		AD 5W	H5	1				
		R4D 8	A2	1	1	1	1	1
		SNB 5	A6	1	2	2	2	2
				11*	3	3	3	3
FASRON 105	ROOSEVLT RDS	UF 2	A2	1				
		UF 1	A2		1	1	1	1
				1*	1	1	1	1
FASRON 106	ARGENTIA	R5D 5	A2	1	1	1	1	1
		SNB 5	A6	1	1	1	1	1
				2*	2	2	2	2
FASRON 107	ICELAND	R5D 2 3	A2		1	1		
		R5D 5	A2				1	1
		R5D 3	A2	1				
				1*	1	1	1	1
FASRON 108	BRUNSWICK	P2V 3B	A2	1				
		R4D 5	A2	1				
		SNB 5	A6	1	1	1	1	1
				3*	1	1	1	1
FASRON 109	JACKSONVILLE	R4D 5 6	A2		1			
		R4D 6	A2	1				
		SNB 5	A6	1	1			
				2*	2			
FASRON 111	BERMUDA	UF 2	A2	1	1	2	2	2
		UF 1	A2	1	1			
				2*	2	2	2	2
FASRON SPC 200	LONDON	R4D 8	A2	2	2	2	2	2
		R4D 5 6	A2		1	1	1	1
		R4D 5	A2	1				
		R4Y 1	A2	1	1	1	1	1
		SNB 5	A6	3	3	3	3	3
				7*	7	7	7	7
FASRON SPC 201	MALTA	R4D 8	A2	1				
		SNB 5	A6	1				
				2*				
FLEET UTILITY AND DRONE CONTROL SQDNS								
VU 2	QUONSET PNT	JD 1	A8	4	3	3	3	3
		JD 1D	A8	1				
		SNB 5	A8	1				
				6*	3	3	3	3
VU 4	OCEANA	JD 1	A8	3				
		JD 1D	A8	2	3	3	3	3
				5*	3	3	3	3
VU 10	GTMO BAY	FJ 3	A8	6	2			
		FJ 3D	A8	2	1	1	1	1
		FJ 3D2	A8	5	4	6	6	6
		F6F 5	A8	2				
		R4D 5	A2	1				
		JD 1	A8	5	5	5	5	5
		JD 1D	A8	2				
		SNB 5	A4	1				
		SNB 5	A8	1	2	2	2	2
				25*	14	14	14	14
DET	JACKSONVILLE	JD 1	A8	2				
				2*				
AIRCRAFT FERRY SQUADRONS								
VRF 31	NORFOLK	R4D 8	A2	2	2	2	2	2
		SNB 5	A2	1	1	1	1	1
				3*	3	3	3	3
FLEET BASES OVERSEAS								
NAVSTA	ARGENTIA	R5D 5	A8		1	1	1	1
		R5D 2	A2	1				
		UF 2	A2			1	2	2
		UF 1	A2	1	2	1		
		HO4S 3	A2	1	1	1	1	1
		HUS 1A	A2	1	1	1	1	1
				4*	5	5	5	5
NAF	NAPLES	F3H 2	G6	1				
		F4D 1	G6	1				
		A4D 2	G5	1				
		A4D 2	G6	1				
		AD 6	G6	2				
		AD 5	A2	6	4	4	4	4
		R5D 2Z	A2	1				
		R4D 8	A2	2	2	2	2	2
		R4Y 1	A2	1	1	1	1	1
		UF 2	A2				1	1
		UF 1	A2	1	1	1		
		SNB 5	A6	6	5	5	5	5
				23*	13	13	13	13
NAF	SIGONELLA	R4D 8	A2		1	1	1	1
		SNB 5	A6		1	1	1	1
				*	2	2	2	2
NAF	LAGES	UF 2	A2				1	1
		UF 1	A2		1	1		
		UF 1	A6	1				
				1*	1	1	1	1

[redacted]

DECLASSIFIED

TOTAL PROGRAM & NON-PROGRAM AIRCRAFT

TABLE 2 LOCATION OF AIRCRAFT INVENTORY AND PLANNED OPERATING ASSIGNMENTS

BY COMMAND AND UNIT

LANT UNIT	LOCATION	MODEL	INVENTORY STATUS	INVENTORY NO. ON BOARD	PLANNED ASSIGNMENTS 30 JUN 1959	30 SEP 1959	31 DEC 1959	31 MAR 1960
HDQTRS CMEF	DHAHRAN AFB	R4D 8	A2		1	1	1	1
		R4D 8	A8	1				
				1*	1	1	1	1
NAF ADV BASE	PORT LYAUTEY	R4D 5 6	A2		1	1	1	1
		R4D 5	A2	1				
		UF 1	A2	1	1	1	1	1
		SNB 5	A6	1	1	1	1	1
		HUP 2	AK	1				
		HUP 2	A2		1	1	1	1
				4*	4	4	4	4
NAS	ROTA	R4D 5 6	A6		1	1	1	1
		R4D 5	A2	1				
		SNB 5	A6	2	1	1	1	1
		HUP 2	A2	1	1	1	1	1
				4*	3	3	3	3
TENTH NAVAL DISTRICT								
NAVSTA	TRINIDAD	UF 2	A2	1	1	1	1	1
				1*	1	1	1	1
NAS 10 NAVDST	GTMO BAY	R4D 6	A2	1				
		UF 2	A2	1			1	2
		UF 1	A2	2	2	2	1	
		SNB 5	A6	1	1	1	1	1
		T 34B	A8	1	1	1	1	1
		HUP 2	A2	1	1	1	1	1
				7*	5	5	5	5
NAVSTA	ROOSEVLT RDS	R4D 8	A2		1	1	1	1
		R4D 8	A8	1				
		R4Y 1	A2	1	1	1	1	1
		UF 2	A2					2
		UF 1	A2	2	2	2	2	
		SNB 5	A6	1	1	1	1	1
		HUP 2	A2	1	1	1	1	1
				6*	6	6	6	6
CV AND AV UTILITY AIRCRAFT								
CVA 9 ESSEX	NORFOLK	TF 1	A2	1	1	1	1	1
				1*	1	1	1	1
CVA 11 INTREPD	QUONSET PNT	TF 1	A2	1	1	1	1	1
				1*	1	1	1	1
CVS15 RANDOLPH	NORFOLK	TF 1	AK	1				
		TF 1	A2	1	1	1	1	1
				2*	1	1	1	1
CVS 21 BOXER	NORFOLK	HTL 5	A2	1	1	1		
				1*	1	1		
CVS 39 CHMPLAN	MAYPORT	TF 1	A2	1	1	1	1	1
				1*	1	1	1	1
CVS40 TARAWA	NEWPORT	TF 1	A2	1	1	1	1	1
				1*	1	1	1	1
CVA 42 FDR	MAYPORT	TF 1	A2	1	1	1	1	1
				1*	1	1	1	1
CVA 59 FORSTAL	NORFOLK	TF 1	A2	1	1	1	1	1
				1*	1	1	1	1
CVA 60 SARATOG	NEW YORK	TF 1	A2	2	1	1	1	1
				2*	1	1	1	1
CVS 45 VALYFRG	NORFOLK	TF 1	A2	1	1	1	1	1
				1*	1	1	1	1
CVS18 WASP	NORFOLK	TF 1	A2	1	1	1	1	1
				1*	1	1	1	1
CVA 62 INDPEND	NORFOLK	TF 1	A2	1	1	1	1	1
		SNB 5	A6	1				
				2*	1	1	1	1
USS ALBERMARLE	NORFOLK	UF 1 1T	A2		1	1	1	1
		UF 1	A2	1				
				1*	1	1	1	1
MARINE AIR FMF & FORCE AVIATION HDQTR SQDNS								
H&HS AFMFLNT	NORFOLK	F9F 8P	A1	2				
		R5D 5R	A2	1	1	1	1	1
		R4Y 1	A2	1	1	1	1	1
		TV 2	A6	2	1	1	1	1
		SNB 5	A6	2	2	2	2	2
				8*	5	5	5	5
MARINE FLEET TRAINING SQDNS								
VMT 1	CHERRY POINT	F9F 8B	A2	8				
		TV 2	A2	4	8			
		F9F 8T	A2	12	12	20	20	20
				24*	20	20	20	20

LANT UNIT	LOCATION	MODEL	INVENTORY STATUS	INVENTORY NO. ON BOARD	PLANNED ASSIGNMENTS 30 JUN 1959	30 SEP 1959	31 DEC 1959	31 MAR 1960
NAVAL ATTACHES AND MISSIONS LANT								
ATT ATHENS	GREECE	UF 2	A8		1	1	1	1
		UF 1	A8	1				
				1*	1	1	1	1
ATT BAGHDAD	IRAQ	R4D 6	A8	1				
				1*				
ATT CAIRO	EGYPT	R4D 5 6	A8		1	1	1	1
		R4D 6	A8	1				
				1*	1	1	1	1
ATT MEXICO CTY	MEXICO	R4D 5 6	A8		1	1	1	1
		R4D 6	A8	1				
		R4D 5	A8	1				
				2*	1	1	1	1
ATT NEW DELHI	INDIA	R4D 5 6	A8		1	1	1	1
		R4D 5	A8	1				
				1*	1	1	1	1
ATT OSLO	NORWAY	UF 2	A8		1	1	1	1
		UF 1	A8	1				
				1*	1	1	1	1
ATT PRETORIA	SO AFRICA	R4D 5 6	A8		1	1	1	1
				*	1	1	1	1
ATT TEHRAN	IRAN	R4D 5 6	A8		1	1	1	1
		R4D 6	A8	1				
				1*	1	1	1	1
MISSION ANKARA	TURKEY	R4D 5 6	A8		1	1	1	1
		R4D 5	A8	1				
				1*	1	1	1	1
MISSION BOGOTA	COLOMBIA	R4D 5 6	A8		1	1	1	1
		R4D 6	A8	1				
				1*	1	1	1	1
MISSION HAVANA	CUBA	SNB 5	A8		1	1	1	1
				*	1	1	1	1
MISSION PTAUPR	HAITI	HUP 2	A8		1	1	1	1
				*	1	1	1	1
MISSION LIMA	PERU	R4D 5 6	A8		1	1	1	1
		R4D 5	A8	1				
				1*	1	1	1	1
MISSION QUITO	ECUADOR	R4D 5 6	A8		1	1	1	1
		R4D 6	A8	1				
				1*	1	1	1	1
MISSION RIO DJ	BRAZIL	R4D 6R	A8	1	1	1	1	1
				1*	1	1	1	1
MISSION VLPRSO	CHILE	R4D 5 6	A8		1	1	1	1
		R4D 6	A8	1				
				1*	1	1	1	1
NAV ADV GROUP	BUENOS AIRES	R4D 5 6	A8		1	1	1	1
		R4D 6	A8	1				
				1*	1	1	1	1
PROGRAM OPERATING				2122	2002	1970	1962	1934
OPERATIONAL POOL				161				
TOTAL PROGRAM				2283				
NON PROGRAM (INCLUDING DRONES)				8				
TOTAL INVENTORY				2291				

[redacted]

DECLASSIFIED

TOTAL PROGRAM & NON-PROGRAM AIRCRAFT

TABLE 2 **LOCATION OF AIRCRAFT INVENTORY AND PLANNED OPERATING ASSIGNMENTS**

BY COMMAND AND UNIT

PAC UNIT	LOCATION	MODEL	INVENTORY STATUS	INVENTORY NO. ON BOARD	PLANNED ASSIGNMENTS 30 JUN 1959	30 SEP 1959	31 DEC 1959	31 MAR 1960
CARRIER AIR GROUPS								
CVG 2								
VA 23	ALAMEDA	FJ 4B	A1	12	12	12	12	12
		FJ 4B	G9	5				
				17*	12	12	12	12
VF 24	ALAMEDA	F8U 1	A1	12	14	14	14	14
		F8U 1	G9	5				
		F8U 1	HO	2				
				19*	14	14	14	14
VA 63	ALAMEDA	FJ 4B	A1	11	12	12	12	12
		FJ 4B	G9	5				
				16*	12	12	12	12
VF 64	ALAMEDA	F3H 2	A1	14	14	14	14	14
		F3H 2	G9	6				
				20*	14	14	14	14
VA 65	ALAMEDA	AD 7	A1	5	12	12	12	12
		AD 6	A1	11				
		AD 5	A1	1	1			
				17*	13	12	12	12
CVG 5								
VF 51	MIRAMAR	F4D 1	A1	15	14	14	14	14
				15*	14	14	14	14
VA 52	MIRAMAR	AD 7	A1	2				
		AD 6	A1	5	12	12	12	12
		AD 5	A1	1	1	1	1	1
				8*	13	13	13	13
VF 53	MIRAMAR	F3H 2	A1	11	14	14	14	14
		F3H 2	G9	4				
				15*	14	14	14	14
VA 55	MIRAMAR	A4D 2	A1	10	12	12	12	12
		F9F 8T	A1	1				
				11*	12	12	12	12
VA 56	MIRAMAR	A4D 2	A1	12	12	12	12	12
		A4D 1	A1	3				
				15*	12	12	12	12
CVG 9								
VF 91	ALAMEDA	F8U 1	A1	10	14	14	14	14
		F8U 1	G9	2				
				12*	14	14	14	14
VF 92	ALAMEDA	F3H 2	A1	7	14	14	14	14
		F3H 2	G9	7				
		F3H 2N	A1	1				
				15*	14	14	14	14
DET N	ALAMEDA	F2H 3	A1	3				
				3*				
VA 93	ALAMEDA	A4D 2	A1	11	12	12	12	12
		A4D 2	G9	1				
				12*	12	12	12	12
VA 94	ALAMEDA	A4D 2	A1	10	12	12	12	12
				10*	12	12	12	12
VA 95	ALAMEDA	AD 7	AJ	1				
		AD 7	A1	11	12	12	12	12
		AD 5	A1	1	1	1	1	1
				13*	13	13	13	13
CVG 11								
VF 111	ABD SHANGRLA	F8U 2	A1				14	14
		F11F 1	A1	13	14	14		
				13*	14	14	14	14
VA 112	MIRAMAR	A4D 2	A1	6	6	6		
		A4D 2N	A1				12	12
		A4D 1	A1	4				
				10*	6	6	12	12
VA 113	ABD SHANGRLA	A4D 2	A1	10	12	12		
		A4D 2	H6	1				
		A4D 2N	A1				12	12
				11*	12	12	12	12
VF 114	ABD SHANGRLA	F3H 2	A1				14	14
		F3H 2N	A1	14	14	14		
				14*	14	14	14	14
VA 115	ABD SHANGRLA	AD 7	A1	11	12	12	12	12
				11*	12	12	12	12
RCVG 12								
VF 121	MIRAMAR	F11F 1	A1	10	14			
		F11F 1	G9	1				
		F3H 2M	A1	13	14	14	14	14
		F3H 2M	G9	1				
		F3H 2	A1	19	19	23	11	14
		F3H 2	B	6				
		F3H 2N	A1	10	18	10	13	6
		F3H 2N	G9	4				
		F3D 2T2	A1	2	9	9	9	5
		TV 2	A4		2	2	2	2
		F9F 8T	A4	15	15	15	19	19
				81*	91	73	68	60
VA 122	NORTH ISLAND	AD 7	A1			3	5	6
		AD 6	A1			12	8	8
		AD 5N	A1			15		
		T 28B	A4			5	5	5
				*		35	18	19
VF 124	MOFFETT FLD	F8U 2	A1	6	8	25	3	3
		F8U 1	A1	26	25	27	30	25
		TV 2	A1	1				
		TV 2	A4	3	8	8	8	8
		F9F 8T	A4	20	20	20	24	24
				56*	61	80	65	60
VA 125	MOFFETT FLD	A4D 2	A1				5	2
		A4D 2	B	11				
		A4D 2	HO	1				
		A4D 2N	A1			4	7	14
		A4D 1	A1	29	29	32	31	37
		A4D 1	HO	1				
				42*	29	36	43	53
VA 126	MIRAMAR	FJ 4	A1	20	20	15	15	6
		FJ 4	G6	2				
		FJ 4	Y	1				
		FJ 4B	A1	13	17	16	15	18
		FJ 4B	B	3				
		FJ 4B	Y	3				
				42*	37	31	30	24
CVG 14								
VF 141	ABD RANGER	F3H 2	A1			14	14	14
		F4D 1	A1	12	14			
				12*	14	14	14	14
VF 142	ABD RANGER	F8U 1	A1	11	14	14	14	14
				11*	14	14	14	14
VA 144	ABD RANGER	FJ 4B	A1	12	12	12	12	12
				12*	12	12	12	12
VA 145	ABD RANGER	AD 6	A1	12	12	12	12	12
		AD 5	A1		1	1	1	1
				12*	13	13	13	13
VA 146	ABD RANGER	FJ 4B	A1	12	12	12	12	12
				12*	12	12	12	12
CVG 15								
VF 151	ABD HANCOCK	F3H 2	A1	14	14	14	14	14
		F4D 1	G9	1				
				15*	14	14	14	14
VA 152	MOFFETT FLD	F2H 3	A1	1				
		AD 6	AJ	4				
		AD 6	A1	8	12	12	12	12
		AD 5	A1	1	1			
				14*	13	12	12	12
VA 153	MOFFETT FLD	A4D 2	A1	12	12	12	12	
		A4D 2N	A1					12
		A4D 1	A1	1				
		A4D 1	G9	2				
				15*	12	12	12	12
VF 154	MOFFETT FLD	F8U 1	A1	13	14	14	14	14
		F8U 1	G9	3				
				16*	14	14	14	14
VA 155	MOFFETT FLD	A4D 2	A1	12	12	12	12	12
				12*	12	12	12	12
CVG 19								
VF 191	ABD RICHARD	F11F 1	A1	10	14	14	14	14
				10*	14	14	14	14
VA 192	ABD RICHARD	A4D 2	A1		12	12	12	12
		FJ 4B	A1	11				
		FJ 4B	HO	1				
				12*	12	12	12	12
VF 193	ABD RICHARD	F3H 2	A1	9	14	14	14	14
		F3H 2	G6	1				
		F3H 2	HO	1				
				11*	14	14	14	14

[redacted]

TOTAL PROGRAM & NON-PROGRAM AIRCRAFT

DECLASSIFIED

TABLE 2 LOCATION OF AIRCRAFT INVENTORY AND PLANNED OPERATING ASSIGNMENTS

BY COMMAND AND UNIT

PAC UNIT	LOCATION	MODEL	INVENTORY STATUS	INVENTORY NO ON BOARD	PLANNED ASSIGNMENTS 30 JUN 1959	30 SEP 1959	31 DEC 1959	31 MAR 1960
VA 195	ABD RICHARD	A4D 2	A1		12	12	12	12
		AD 7	A1	1				
		AD 6	AJ	1				
		AD 6	A1	11				
				13*	12	12	12	12
VA 196	MOFFETT FLD	AD 6	A1	11	12	12	12	12
		AD 6	HO	1				
		AD 5	A1	1	1	1	1	1
				13*	13	13	13	13
CVG 21								
VF 211	ABD LEXINGTN	F8U 2	A1				14	14
		F11F 1	A1	11	14	14		
		F11F 1	H6	1				
				12*	14	14	14	14
VA 212	ABD LEXINGTN	FJ 4B	A1	11	12	12	12	12
				11*	12	12	12	12
VF 213	ABD LEXINGTN	F3H 2	A1				14	14
		F4D 1	A1	12	14	14		
				12*	14	14	14	14
VA 215	ABD LEXINGTN	AD 6	A1	12	12	12	12	12
				12*	12	12	12	12
VA 216	MOFFETT FLD	A4D 2	A1	12				
		FJ 4B	A1		12	12	12	12
				12*	12	12	12	12
CARRIER SPECIAL SQDNS PHOTOGRAPHIC								
VFP 61	MIRAMAR	F8U 1P	A1	18	21			
		F9F 8P	A1	5	11			
		F9F 8T	A4	1	1	1	1	1
		SNB 5P	A4	1	1			
				25*	34	1	1	1
DET C	ATSUGI	F9F 8P	A1	3				
				3*				
DET E	ABD RICHARD	F9F 8P	A1	1				
				1*				
DET F	ABD RANGER	F8U 1P	A1	2				
				2*				
DET L	ABD LEXINGTN	F9F 8P	A1	3				
				3*				
CARRIER SPECIAL SQDNS NIGHT								
VAAW 35	NORTH ISLAND	AD 7	A1	7	2			
		AD 6	A1	6	12			
		AD 5	A1	1				
		AD 5N	A1	9	15			
		TF 1Q	A1	2				
		SNB 5	A4	1	1			
		T 28B	A4	5	5			
				31*	35			
DET C	ABD SHANGRLA	AD 5N	A1	4				
				4*				
DET E	ABD RICHARD	AD 5N	A1	3				
				3*				
DET F	ABD RANGER	AD 5N	A1	3				
				3*				
CARRIER SPECIAL SQDNS AIR EARLY WARNING								
VAW 11	NORTH ISLAND	AD 5Q	AJ	1				
		AD 5Q	A1	23	16	14	10	8
		TF 1Q	A1		2	2	1	1
		WF 2	A1			4	11	16
		AD 5W	A1	38	52	46	38	30
		AD 5W	Q1	1				
		SNB 5	A4	1	1	1	1	1
				64*	71	67	61	56
DET C	BARBERS PNT	AD 5W	A1	3				
				3*				
DET E	ABD RICHARD	AD 5	A2	1				
		AD 5W	A1	3				
				4*				
DET FW	ABD RANGER	AD 5	A1	1				
		AD 5W	A1	3				
				4*				
DET 5N	ABD RANGER	AD 5N	A1	1				
				1*				
VAW 11 DET LN	ABD LEXINGTN	AD 5N	AJ	2				
				2*				
DET LW	ABD LEXINGTN	AD 5W	A1	3				
				3*				
DET P	ABD HORNET	F2H 4	A1	4	5	5		
		F2H 3	A1	1				
				5*	5	5		
VAW 13	AGANA	AD 5Q	A1			2	6	8
		AD 5W	A1			3	9	12
				*		5	15	20
CARRIER SPECIAL SQDNS								
VFAW 3	NORTH ISLAND	F3D 2	A4	1				
		F3D 2T2	A1	6	5	5	5	5
		F4D 1	A1	20	25	25	25	25
		F4D 1	B	7				
		F4D 1	G9	5				
		SNB 5	A8	1	1	1	1	1
				40*	31	31	31	31
HEAVY ATTACK SQDNS								
VAH 2	WHDBY ISLAND	A3D 2	A1	1	12	9	9	9
		A3D 2	G9	1				
				2*	12	9	9	9
DET E	ABD RICHARD	A3D 2	A1	4				
				4*				
VAH 4	WHDBY ISLAND	A3D 2	A1	12	15	20	24	24
		A3D 2	G6	1				
				13*	15	20	24	24
DET C	ABD SHANGRLA	A3D 2	A1	4				
		A3D 2	G6	1				
				5*				
DET L	ABD LEXINGTN	A3D 2	A1	2				
				2*				
VAH 6	ABD RANGER	A3D 2	A1	12	12	12	12	12
				12*	12	12	12	12
VAH 7	ABD KITTYHWK	A3D 2	A1					7
				*				7
VAH 8	WHDBY ISLAND	A3D 2	A1	7	9	9	9	9
		A3D 2	G9	5				
				12*	9	9	9	9
VAH 123	WHDBY ISLAND	A3D 2T	A5			1	4	4
		A3D 2	A1			6	5	5
		P2V 3B	A5			5	3	
		F9F 8T	A4			4	4	4
				*		16	16	13
HATUPAC	WHDBY ISLAND	A3D 2	A1		6			
		A3D 2	A5	4				
		P2V 3B	A5	5	6			
		F9F 8T	A4		2			
		F9F 8T	A5	4				
				13*	14			
GUIDED MISSLE SERVICE SQDN								
GMSRON 1	BARBERS PNT	FJ 3D	A1	4	2	2	2	2
		F8U 1KD	A1				2	2
		F9F 5KD	A1	2	2	2	1	
		TV 2D	A2	3	2	2	2	2
				9*	6	6	7	6
DET S	NAHA	FJ 3D	A1	3	2	2	2	2
		F9F 5KD	A1	2	2	2	1	1
				5*	4	4	3	3
DET Z	POINT MUGU	FJ 4	A1	1				
		FJ 3D	A1	1	2	2	2	2
		FJ 3D	G6	1				
		F8U 1KD	A1					2
		F9F 5KD	A1	1	1	1	1	
		F9F 5KD	G6	1				
		TV 2D	A2	2	2	2	2	2
				7*	5	5	5	6
ELECTRONIC COUNTER MEASURE SQDNS								
VQ 1	IWAKUNI	A3D 2Q	A1				3	7
		A3D 1Q	A1	1	2	1	1	2
		WV 2Q	A1				1	3
		P4M 1Q	AJ	1				
		P4M 1Q	A1	4	4	4	4	
		TV 2	A4	1				
				7*	6	5	9	12

[redacted]

DECLASSIFIED

TABLE 2 LOCATION OF AIRCRAFT INVENTORY AND PLANNED OPERATING ASSIGNMENTS

BY COMMAND AND UNIT

PAC UNIT	LOCATION	MODEL	INVENTORY STATUS	INVENTORY NO. ON BOARD	PLANNED ASSIGNMENTS 30 JUN 1959	30 SEP 1959	31 DEC 1959	31 MAR 1960
PHOTOGRAPHIC SQDNS								
VAP 61	AGANA	AJ 2P	A1	8	9			
		TV 2	A4	1	1	1	1	1
		SNB 5P	A4		1			
				9*	11	1	1	1
VCP 61	AGANA	F8U 1P	A1			6	9	12
		A3D 2P	A1			5	6	6
		AJ 2P	A1			4		
		SNB 5P	A4			1	1	1
				*		16	16	19
VCP 63	MIRAMAR	F8U 1P	A1			18	25	24
		F9F 8P	A1			8		
		A3D 2P	A1				3	6
		SNB 5P	A4			1	1	1
				*		27	29	31
CARRIER ANTI SUBMARINE SQDNS								
VS 21	NORTH ISLAND	S2F 2	A1	6	4	4	4	4
		S2F 1	A1	11				
		S2F 1	G5	3				
		S2F 1	G6	1				
		S2F 1 1T	A1		16	16	16	16
				21*	20	20	20	20
VS 23	LOS ALAMITOS	S2F 2	A1	1	2	2	2	2
		S2F 1	A1	17				
		S2F 1	G5	1				
		S2F 1	G9	2				
		S2F 1 1T	A1		18	18	18	18
				21*	20	20	20	20
VS 37	LOS ALAMITOS	S2F 2	A1	1	4	4	4	4
		S2F 1	A1	14				
		S2F 1	B	3				
		S2F 1 1T	A1		16	16	16	16
				18*	20	20	20	20
VS 38	ABD HORNET	S2F 2	A1	4	4	4	4	4
		S2F 1	A1	18				
		S2F 1 1T	A1		16	16	16	16
				22*	20	20	20	20
HELICOPTER ANTI SUBMARINE SQDNS								
HS 2	REAM FLD	SNB 5	A4		1	1	1	1
		HSS 1	A1	13	14	14	14	14
				13*	15	15	15	15
HS 4	REAM FLD	SNB 5	A1	1				
		SNB 5	A4		1	1	1	1
		HSS 1N	A1	14	14	14	14	14
				15*	15	15	15	15
HS 6	REAM FLD	SNB 5	A4	2	1	1	1	1
		HSS 1	A1	13	14	14	14	10
		HSS 1N	A1	4				4
				19*	15	15	15	15
HS 8	ABD HORNET	SNB 5	A4		1	1	1	1
		HSS 1	AJ	1				
		HSS 1	A1	14	14	14	14	14
				15*	15	15	15	15
PATROL SQDNS LAND PLANE								
VP 1	WHDBY ISLAND	P2V 7	A1	10	12	12	12	12
		P2V 5F	A1	1				
				11*	12	12	12	12
VP 2	WHDBY ISLAND	P2V 7	AJ	1				
		P2V 7	A1	11	12	12	12	12
				12*	12	12	12	12
VP 4	NAHA	P2V 5F	A1	14	12	12	12	12
				14*	12	12	12	12
VP 6	BARBERS PNT	P2V 5F	A1	11	12	12	12	12
				11*	12	12	12	12
VP 9	ALAMEDA	P2V 7	A1	11	12	12	12	12
				11*	12	12	12	12
VP 19	IWAKUNI	P2V 7	A1	12	12	12	12	12
				12*	12	12	12	12
VP 22	BARBERS PNT	P2V 5F	A1	12	12	12	12	12
				12*	12	12	12	12
VP 28	BARBERS PNT	P2V 5F	A1	12	12	12	12	12
				12*	12	12	12	12
PATROL SQDNS SEA PLANE								
VP 40	NORTH ISLAND	P5M 1	AJ	4				
		P5M 1	A1	9	12	12	12	12
				13*	12	12	12	12
VP 42	SANGLEY PNT	P5M 1	A1	12	12	12	12	12
				12*	12	12	12	12
VP 46	NORTH ISLAND	P5M 1	A1	12	12	12	12	12
				12*	12	12	12	12
VP 47	ALAMEDA	P5M 2	A1	9	12	12	12	12
		P5M 2	G9	2				
		P5M 1	A1	2				
				13*	12	12	12	12
VP 48	IWAKUNI	P5M 2	A1	12	12	12	12	12
				12*	12	12	12	12
VP 50	WHDBY ISLAND	P5M 2	A1	11	12	12	12	12
				11*	12	12	12	12
MINING SQDNS								
VAHM 10	KODIAK	P2V 5F	AJ	1				
		P2V 5F	A1	11	12	12	12	12
				12*	12	12	12	12
FLEET AIR EARLY WARNING SQDNS								
VW 1	AGANA	WV 2	A2	7	9	9	9	9
		WV 2	D9	2				
		R7V 1	A5		1	1	1	1
		R7V 1	D9	1				
				10*	10	10	10	10
VW 3	AGANA	WV 2	A2	9	9	9	9	9
		R7V 1	A5	1	1	1	1	1
				10*	10	10	10	10
BARRIER SQUADRONS DISTANT WARNING								
AIRBARSRON 2	BARBERS PNT	WV 2	A2	30	25	25	25	25
		WV 2	D9	4				
		R7V 1	A5	5	3	3	3	3
		SNB 5	A5	3	3	2	1	
				42*	31	30	29	28
HELICOPTER RECONNAISSANCE SAR SQDNS								
HU 1	REAM FLD	SNB 5	A4	1	1	1	1	1
		HO4S 3	A2	1	2	2	2	2
		HRS 3	A2	2	2	2	2	4
		HUS 1A	A2	2	2	2	2	
		HUL 1	A2	6	5	5	7	7
		HUP 2	A2	14	36	37	37	37
		HTL 4	A2	1	2	2		
				27*	50	51	51	51
DET 1	OPPAMA	HUP 2	A2	15				
		HUP 2	G6	1				
				16*				
FLEET TACTICAL SUPPORT SQDNS								
VR 21	BARBERS PNT	R6D 1	A2	14	12	12	12	12
		R6D 1Z	A2	2	2	2	2	2
		R5D 2Z	A2	1	1	1	1	1
				17*	15	15	15	15
DET	NORTH ISLAND	R5D 5Z	A2	1	1	1	1	1
		R4Y 1	A2	2	3	3	3	3
		TF 1	A2	5	4	4	4	4
				8*	8	8	8	8
DET	ATSUGI	R5D 2Z	A2	1	1	1	1	1
		TF 1	A2	9	9	9	7	7
		TF 1	G9	2				
				12*	10	10	8	8
MARINE HEADQUARTERS SQDNS								
MARS 17	IWAKUNI	FJ 4	A1	2	6	4		
		FJ 4	G9	3				
		AD 6	B	1				
		R5D 2 3	A2		2	2	2	2
		R5D 3	A2	1				
		R4D 8	A2	4	4	4	4	4
		TV 2	A4	3				
		TV 2	A6		2	2	2	2
		SNB 5	A4	2				
		HOK 1	A1		2	2	2	2
		HUK 1	A2		2	2	2	2
				16*	18	16	12	12

DECLASSIFIED

TOTAL PROGRAM & NON-PROGRAM AIRCRAFT

TABLE 2 LOCATION OF AIRCRAFT INVENTORY AND PLANNED OPERATING ASSIGNMENTS

BY COMMAND AND UNIT

PAC UNIT	LOCATION	MODEL	INVENTORY STATUS	INVENTORY NO. ON BOARD	PLANNED ASSIGNMENTS 30 JUN 1959	30 SEP 1959	31 DEC 1959	31 MAR 1960
H&MS 11	ATSUGI	FJ 4	A1	2	2			
		F4D 1	A1	3	4	4	4	4
		F4D 1	G9	1				
		R4D 8	A2	1	1	1	1	1
		TV 2	AM	1				
		TV 2	A2		3	3	3	3
		TV 2	A4	2				
				10*	10	8	8	8
H&MS 12	IWAKUNI	A4D 2	A	13				
		A4D 2	A1	2				
		A4D 1	A1	3	4			
		R4D 8	A2	1	1	1	1	1
		TV 2	AO	1				
		TV 2	A2		3	3	3	3
		TV 2	A4	1				
				21*	8	4	4	4
H&MS 13	KANEOHE	FJ 4	A1	6	6	4	4	2
		AD 5	A1	1				
		R5D 4R	A2	1	1	1	1	1
		R4D 5 6	A2		1	1	1	1
		R4D 5	A8	1				
		TV 2	A2		2			
		TV 2	A4	2				
		F9F 8T	A2		2	3	3	3
				11*	12	9	9	7
H&MS 15	EL TORO	FJ 4	A1	5				
		FJ 4	O1	1				
		A4D 2	A1	1				
		A4D 1	A1					4
		R4D 5 6	A2		1	1	1	1
		R4D 5	A2	1				
		TV 2	A2		2			
		F9F 8T	A2		2	3	3	3
				8*	5	4	4	8
H&MS 16	OPPAMA	HOK 1	A1		2	2	2	2
		HOK 1	A2	2				
		HUS 1A	A1		4	4	4	4
		HUS 1A	A2	4				
				6*	6	6	6	6
MARS 37	EL TORO	FJ 4	A1	4	4	4		
		F4D 1	A1		8	8	8	8
		R5D 4R	A2		1	1	1	1
		R4D 8	A2	2	2	2	2	2
		R4D 5 6	A2		3	3	3	3
		R4D 6	A2	2				
		TV 2	AO	2				
		TV 2	A4	1				
		TV 2	A6	1	3	3	3	3
		SNB 5	A6	1	1	1	1	1
				13*	22	22	18	18
H&MS 33	EL TORO	R4D 5 6	A2		1	1	1	1
		R4D 6	A2	1				
		TV 2	A2	4	2			
		F9F 8T	A2		2	3	3	3
				5*	5	4	4	4
H&MS 36	SANTA ANA	HOK 1	A4	1				
		HUS 1A	A1	4	2	2	1	
				5*	2	2	1	
MARINE FIGHTER SQDNS								
VMF 232	KANEOHE	F8U 1	A1	18	20	20	20	20
				18*	20	20	20	20
VMF 251	EL TORO	F8U 1	A1	20	20	20	20	20
				20*	20	20	20	20
VMF 323	EL TORO	F8U 1	A1	16	20	20	20	20
		F8U 1	G9	3				
				19*	20	20	20	20
VMF 334	EL TORO	F8U 1	A1	18	20	20	20	20
		F8U 1	G9	2				
				20*	20	20	20	20
VMF 451	ATSUGI	F8U 2	A1				8	20
		FJ 4	A1	19	24	24	12	
		FJ 4	G6	1				
		FJ 4	G9	4				
				24*	24	24	20	20
MARINE ALL WEATHER FIGHTER SQDNS								
VMFAW 115	ATSUGI	F4D 1	A1	13				
		F4D 1	G9	2				
				15*				
VMFAW 314	ATSUGI	F4D 1	A1	19	20	20	20	20
		F4D 1	G9	1				
				20*	20	20	20	20
VMFAW 513	EL TORO	F4D 1	A1	18	20	20	20	20
		F4D 1	B	2				
		F4D 1	G9	2				
				22*	20	20	20	20
VMFAW 531	ATSUGI	F4D 1	A1	3	20	20	20	20
		F4D 1	G9	2				
				5*	20	20	20	20
VMFAW 542	EL TORO	F4D 1	A1	16	20	20	20	20
		F4D 1	B	1				
		F4D 1	G6	1				
		F4D 1	G9	2				
		F4D 1	HO	1				
				21*	20	20	20	20
MARINE ATTACK SQDNS								
VMA 121	EL TORO	A4D 2	A1	17	20	20	20	20
				17*	20	20	20	20
VMA 211	IWAKUNI	A4D 2	A1					18
		A4D 1	A1	18	20	20	20	
		A4D 1	G9	3				
				21*	20	20	20	18
VMA 212	KANEOHE	FJ 4B	A1	20	20	20	20	20
				20*	20	20	20	20
VMA 214	KANEOHE	FJ 4B	A1	20	20	20	20	20
				20*	20	20	20	20
VMA 223	EL TORO	A4D 2N	A1					10
		FJ 4B	A1	12	20	20	20	10
		FJ 4B	G9	6				
				18*	20	20	20	20
VMA 311	EL TORO	A4D 2	A1	20	20	20	20	20
				20*	20	20	20	20
VMA 331	IWAKUNI	AD 6	AJ	2				
		AD 6	A1	17	20			
				19*	20			
VMA 332	IWAKUNI	A4D 2	A1			20	20	20
				*		20	20	20
MARINE COMPOSITE PHOTOGRAPHIC SQDNS								
VMCJ 1	EL TORO	F3D 2Q	AJ	3				
		F3D 2Q	A1	6	9	9	9	9
		F8U 1P	A1	9	9	9	9	9
				18*	18	18	18	18
VMCJ 3	IWAKUNI	F3D 2Q	A1	8	9	9	7	5
		F3D 2Q	HO	1				
		F8U 1P	A1			9	9	9
		F9F 8P	A1	9	9			
				18*	18	18	16	14
MARINE TRANSPORT SQDNS								
VMR 253	IWAKUNI	R5D 2 3	A2		10	10	10	10
		R5D 3	A2	4				
		R5D 3	D3	1				
		R5D 2	A2	4				
		R4Q 2	A1		8	8	8	8
		R4Q 2	A2	3				
		R4Q 1	A2	6				
		R4Q 1	D3	1				
				19*	18	18	18	18
VMR 352	EL TORO	R5D 2 3	A2		16	16	14	12
		R5D 5	A2				2	5
		R5D 3	A2	9				
		R5D 3	G6	4				
		R5D 2	A2	2				
		R5D 2	G6	1				
		R4Q 2	A2	5	5	5	5	5
				21*	21	21	21	22
MARINE HELICOPTER TRANSPORT SQDNS								
HMRL 161	KANEOHE	OE 1	A2	1				
		OE 1	HO	1				
		HRS 3	A1		15	15	15	15
		HRS 3	A2	15				
		HUS 1	A1				3	10
				17*	15	15	18	25
HMRL 163	SANTA ANA	HRS 3	A1		13	6		
		HUS 1	AJ	12				
		HUS 1	A1	4	11	17	24	24
				16*	24	23	24	24
HMRL 261	OPPAMA	HUS 1	AJ	1				
		HUS 1	A1	19	24	24	24	24
				20*	24	24	24	24
HMRL 361	ABD PRINCETN	HUS 1	A1	24	24	24	24	24
				24*	24	24	24	24
HMRL 362	ABD THETIS B	HUS 1	AJ	1				
		HUS 1	A1	22	24	24	24	24
		HUS 1	HO	1				
				24*	24	24	24	24

DECLASSIFIED

[redacted]

TOTAL PROGRAM & NON-PROGRAM AIRCRAFT

TABLE 2 LOCATION OF AIRCRAFT INVENTORY AND PLANNED OPERATING ASSIGNMENTS

BY COMMAND AND UNIT

PAC UNIT	LOCATION	MODEL	INVENTORY STATUS	INVENTORY NO ON BOARD	PLANNED ASSIGNMENTS 30 JUN 1959	30 SEP 1959	31 DEC 1959	31 MAR 1960
HMRC 363	EL TORO	HOK 1	AJ	1				
		HOK 1	A1	10	12	12	12	12
		HOK 1	EN	1				
		HRS 3	A1	10	12	12	12	12
				22*	24	24	24	24
HMRM 462	SANTA ANA	HR2S 1	A1	12	12	24	24	24
				12*	12	24	24	24
HMRM 463	EL TORO	HR2S 1	A1	12	12			
				12*	12			
MARINE OBSERVATION SQDNS								
VMO 2	SUKIRON	OE 1	A1		14	14	14	14
		OE 1	A2	11				
		SNB 5	A6	1	1	1	1	1
		HOK 1	AK	1				
		HOK 1	A1		12	12	12	12
		HOK 1	A2	8				
				21*	27	27	27	27
VMO 6	CAMP PENDLET	OE 2	AJ	1				
		OE 2	A1	11	10	10	10	10
				12*	10	10	10	10
OPERATIONAL DEVELOPMENT SQDNS								
VX 4	POINT MUGU	F3H 2	A1		3	3	3	3
		F3H 2	A9	5				
		F3D 2T2	A1		3	3	3	3
		F3D 2T2	A9	3				
		F4D 1	A1		4	4	4	4
		F4D 1	A9	3				
		A4D 2	A9	2				
		A4D 1	A9	1				
		SNB 5	A6	1	1	1	1	1
		F9F 6K	A9	1				
				16*	11	11	11	11
VX 5	CHINA LAKE	A4D 2	A9	2	4	4	4	4
		A4D 2	G9	1				
		A4D 2	HN	1				
		A4D 2N	A9			4	4	4
		FJ 4B	A9	5	4	4	4	4
		A3D 2	A1		1	1	1	1
		A3D 2	A9	1				
		AD 7	A9	1				
		AD 5N	A1		1	2	2	2
		AD 5N	A9	1				
		AD 5W	A1		1	1	1	1
		TV 2	A6	2	1	1	1	1
		SNB 5	A6	1	1	1	1	1
				15*	13	18	18	18
FLEET AIRCRAFT SERVICE SQDNS								
FASRON 4	NORTH ISLAND	FJ 4	A6	2	3			
		FJ 4	X	1				
		F3H 2	B	3				
		F3H 2N	B	4				
		F3H 2N	H9	1				
		F3D 2T2	A6	1				
		F4D 1	A	1				
		F4D 1	B	6				
		AD 5	A6	1	1	1	1	1
		R4D 8	A2	1	1	1	1	1
		TF 1	A2	4	5	5	4	3
		TV 2	AL	1				
		TV 2	A6	3	1			
		F9F 8T	A6	1	2	3	3	3
		SNB 5	A6	7	3	3	3	3
				37*	16	13	12	11
DET A	LOS ALAMITOS	TF 1	G9	1				
		SNB 5	A6	1				
				2*				
FASRON 8	ALAMEDA	F9F 8	A	6				
		F9F 8	EJ	1				
		FJ 4	A6		2			
		FJ 4	G5	1				
		FJ 3M	A	1				
		F2H 3	A	2				
		F2H 3	G5	1				
		F2H 3	G6	1				
		A4D 2	C9	5				
		AD 6	B	1				
		AD 6	G6	1				
		AD 5	AO	1				
		AD 5	A6		1	1	1	1
		TF 1	A2	4	4	4	4	3
		TV 2	A6	4	1			
		TV 2	C9	1				
		F9F 8T	A6		2	3	3	3
		F9F 8T	C9	8				
		SNB 5	A6	4	3	3	3	3
		SNB 5P	A6	1				
		HOK 1	C9	1				
				44*	13	11	11	10
FASRON 10	MOFFETT FLD	F11F 1	B	13				
		F2H 3	H6	1				
		F4D 1	B	2				
		FJ 4B	B	1				
		AD 5	A6	1				
		TF 1	A2	2	1	1	1	1
		TF 1	G9	1				
		TV 2	A6	2	2			
		F9F 8T	A6			2	2	2
				23*	3	3	3	3
FASRON 11	ATSUGI	F8U 1	B	1				
		F9F 8P	B	2				
		AD 6	A	2				
		AD 6	B	2				
		AD 5	A6		1	1	1	1
		AD 5W	A	1				
		TF 1	A2		1	1	1	1
		TF 1	A6	1				
		TV 2	A6	4	5	5	5	5
		SNB 5	A	1				
		SNB 5	A6	6	6	6	5	5
				20*	13	13	12	12
FASRON 12	MIRAMAR	F11F 1	G6	1				
		AD 5	A6	1	1	1	1	1
		TF 1	A2		1	1	1	1
		TF 1	A6	1				
		TV 2	A6	3	2			
		F9F 8T	A6		1	3	3	3
				6*	5	5	5	5
FASRON 110	NORTH ISLAND	P5M 1	B	2				
		SNB 5	A6	2	2	2	2	2
				4*	2	2	2	2
FASRON 112	WHDBY ISLAND	R5D 2 3	A2		2	2	2	2
		R5D 3	A2	1				
		R5D 2	A2	1				
		R4D 5 6	A2		2	2	1	1
		R4D 6	A2	1				
		R4D 5	A2	1				
		TF 1	A2	2	1	1	1	1
		TV 2	A2		2			
		TV 2	A6	2				
		F9F 8T	A6			2	2	2
		SNB 5	A6	2	2	2	2	2
				10*	9	9	8	8
FASRON 113	CUBI PNT	FJ 4B	G6	1				
		AD 6	A6	1				
		AD 6	B	1				
		AD 5	A6		1	1	1	1
		TF 1	A2	1	2	2	2	1
		TV 2	AO	2				
		TV 2	A6		2	2	2	2
		SNB 5	A6	3	3	3	3	3
				9*	8	8	8	7
FASRON 114	KODIAK	UF 2	A2		1	1	1	1
		UF 1	A2	1				
				1*	1	1	1	1
FASRON 116	ALAMEDA	P2V 5F	B	1				
		P2V 5F	G5	3				
		P2V 5F	H5	2				
		R4D 8	A2		1	1	1	1
		R4D 8	A8	1				
		R4D 6	C9	2				
		R4D 8Z	C9	1				
		JD 1	A	1				
		SNB 5	A6	1	1	1	1	1
				12*	2	2	2	2
FASRON 117	BARBERS PNT	FJ 4	EN	5				
		FJ 3D	F6	2				
		A3D 2	EN	1				
		TF 1	A2	1	2	2	2	1
		TF 1	G9	1				
		TV 2	A6	2	3			
		F9F 8T	A6			3	3	3
		SNB 5	A6	6	5	5	5	5
		HRS 3	F6	2				
				20*	10	10	10	9
FASRON 118	NAHA	FJ 4	C9	5				
		F6F 5	C9	2				
		TF 1	A2	1	1	1	1	1
		UF 1 1T	A2		1	1	1	1
		UF 1	A2	1				
		SNB 5	A6	3	3	3	3	3
		F6F 5K	C9	2				
				14*	5	5	5	5
FASRON 119	SANGLEY PNT	SNB 5	A6	2	2	2	2	2
				2*	2	2	2	2
FASRON 120	IWAKUNI	UF 1 1T	A2		1	1	1	1
		UF 1	A2	1				
		SNB 5	A6	2	2	2	2	2
				3*	3	3	3	3

[redacted]

DECLASSIFIED

[redacted]

TOTAL PROGRAM & NON-PROGRAM AIRCRAFT

TABLE 2 LOCATION OF AIRCRAFT INVENTORY AND PLANNED OPERATING ASSIGNMENTS

BY COMMAND AND UNIT

PAC UNIT	LOCATION	MODEL	INVENTORY STATUS	INVENTORY NO ON BOARD	PLANNED ASSIGNMENTS 30 JUN 1959	30 SEP 1959	31 DEC 1959	31 MAR 1960
FLEET UTILITY AND DRONE CONTROL SQDNS								
VU 1	BARBERS PNT.	F8U 1P	A8				1	1
		F9F 8P	A8	1	1	1		
		F9F 6D	A8	3	4			
		FJ 3D2	A8		5	5	5	5
		AD 5	A2		4	6	6	6
		AD 5	A8	3				
		JD 1	A8	5				
		SNB 5P	A8	1	1	1	1	1
		HUK 1	A8		1	1	1	1
		HUP 2	A8	2	1	1	1	1
		F6F 5K	A8	4				
				19*	17	15	15	15
VU 3	BROWN FIELD	F9F 6D	A8	3				
		FJ 3D2	A8	1	4	6	7	7
		P2V 5FD	A8	1	1	1	2	2
		JD 1D	A8	3	3	3	2	2
		F9F 8T	A8	1				
		SNB 5	A8	1	1	1	1	1
		T 28B	A8	1				
		T 28BD	A8		2	2	2	2
				11*	11	13	14	14
VU 5	ATSUGI	FJ 4	A8	5	5	5	5	5
		F8U 1P	A8				1	1
		F9F 8P	A8	1	1	1		
		JD 1	A8	7	4	4	4	4
		SNB 5P	A8	1	2	2	1	1
				14*	12	12	11	11
DET A	CUBI PNT	JD 1	A8	4				
				4*				
VU 7	BROWN FIELD	FJ 4	A8	14	12	12	12	12
		R4D 5 6	A8		1	1	1	1
		R4D 5	A8	1				
		JD 1	A8	11	10	10	10	10
		JD 1D	A8	3				
		SNB 5P	A8	2	2	2	2	1
		T 28BD	A8			1	1	1
				31*	25	26	26	25
AIRCRAFT FERRY SQUADRONS								
VRF 32	NORTH ISLAND	R4D 8	AK	1				
		R4D 8	A2		1	1	1	1
		R4D 5 6	A2		1	1	1	1
		R4D 6	A2	1				
		SNB 5	A2	1	1	1	1	1
				3*	3	3	3	3
FLEET AIR GUNNERY SCHOOL								
FL AIR GUN SCH	EL CENTRO	F8U 1	A4	5	8	8	8	8
		F8U 1	G9	1				
		FJ 4	A4	3	4	4	4	4
		FJ 4	G6	1				
		F4D 1	A4	9	8	8	8	8
		A4D 2	A4	5	6	6	6	6
		A4D 2	G6	1				
		FJ 4B	A4	3	6	6	6	6
		FJ 4B	G9	3				
		AD 5	A2	1	1	1	1	1
		SNB 5	A4	2	1	1	1	1
				24*	34	34	34	34

PAC UNIT	LOCATION	MODEL	INVENTORY STATUS	INVENTORY NO ON BOARD	PLANNED ASSIGNMENTS 30 JUN 1959	30 SEP 1959	31 DEC 1959	31 MAR 1960
FLEET BASES OVERSEAS								
NAS	AGANA	R5D 2 3	A2		1	1	1	1
		R5D 3	A2	1				
		UF 2	A2		1	2	3	3
		UF 1 1T	A2		2	1		
		UF 1	A2	2				
		SNB 5	A6	1	1	1	1	1
		HUK 1	A2	1	2	2	2	2
		HUK 1	Q1	1				
		HUP 2	A2	1				
				7*	7	7	7	7
NAS	ATSUGI	R4D 8	A2	1	1	1	1	1
		TV 2	A6		2	2	2	2
		SNB 5	A6	1	1	1	1	1
		HUK 1	A2	2	2	2	2	2
				4*	6	6	6	6
NAS CUBI PNT	CUBI PNT	UF 2	A2		1	1	1	1
		UF 1 1T	A2		1			
		UF 1	A2	1				
		SNB 5	A6	1	1	1	1	1
		HUK 1	A2	2	2	2	2	2
				4*	5	4	4	4
MCAF IWAKUNI	IWAKUNI	HUP 2	A2	2				
				2*				
NAF	NAHA	UF 2	A2			1	1	1
		UF 1 1T	A2		1			
		UF 1	A2	1				
				1*	1	1	1	1
NAF	OPPAMA	F8U 1	G6	1				
		FJ 4	B	1				
		F2H 3	C9	1				
		F3H 2	G6	1				
		F4D 1	G6	2				
		F9F 2KD	F6	1				
		A4D 2	G6	2				
		A4D 1	G6	2				
		FJ 4B	G6	1				
		AD 6	B	1				
		AD 6	F6	2				
		AD 5N	G6	1				
		AD 5W	G6	1				
		AJ 2	C9	4				
		OE 1	D1	2				
		R4D 8	F6	1				
		R4D 6	EJ	1				
		R4D 8Z	EJ	1				
		UF 2	A2					2
		UF 1 1T	A2		4	4	4	1
		UF 1	A2	2				
		UF 1	C9	1				
		UF 1	D1	4				
		JD 1	D1	1				
		TV 2	G6	1				
		SNB 5	B	1				
		SNB 5	C	1				
		SNB 5	D1	2				
		SNB 5	G6	1				
		SNB 5P	D1	1				
		SNB 5P	G6	1				
		HOK 1	D1	4				
		HRS 3	B	1				
		HRS 3	C9	3				
		HRS 3	Z	13				
		HUS 1	D1	4				
		HUP 2	C	1				
		HUP 2	D1	6				
		HUP 2	EJ	1				
				75*	4	4	4	3
NAVSTA	SANGLEY PNT	R5D 2 3	A2		1	1	1	1
		R5D 3	A8	1				
		R4D 5 6	A2		1	1	1	1
		R4D 6	A8	1				
		UF 1 1T	A2		1	1	1	1
		UF 1	A2	1				
		HUK 1	A2	1	1	1	1	1
				4*	4	4	4	4

[redacted]

DECLASSIFIED

TABLE 2 **LOCATION OF AIRCRAFT INVENTORY AND PLANNED OPERATING ASSIGNMENTS**

BY COMMAND AND UNIT

PAC UNIT	LOCATION	MODEL	INVENTORY STATUS	INVENTORY NO. ON BOARD	PLANNED ASSIGNMENTS 30 JUN 1959	30 SEP 1959	31 DEC 1959	31 MAR 1960
COMNAVFORJAPAN	YOKOSUKA	R4D 8	A2	1	1	1	1	1
				1*	1	1	1	1
NAVAL BASES AND NAVAL AIR STATIONS								
NAS ALAMEDA	ALAMEDA	A3D 2	B	1				
		A3D 2	G6	1				
				2*				
NAS NORTH ISL	NORTH ISLAND	F4D 1	G6	1				
				1*				
FOURTEENTH NAVAL DISTRICT								
NAVSTA 14 ND	KWAJALEIN	UF 1 1T	A2		1			
		UF 1	A2	4				
				4*	1			
NAS 14 NAVDST	BARBERS PNT	R5D 2 3	A2		1	1	1	1
		R5D 3	A2	1				
		R4D 8	A2	1	1	1	1	1
		SNB 5	A6	2	2	2	2	2
		HUK 1	A2	2	2	2	2	2
				6*	6	6	6	6
MCAS 14 ND	KANEOHE	R4D 5 6	A8		1	1	1	1
		R4D 6	A2	1				
		TV 2	A6	2	2			
		F9F 8T	A6			2	2	2
		SNB 5	A6	2	2	2	2	2
		HRS 3	A2	2	2	2	2	2
				7*	7	7	7	7
NAVSTA 14 ND	MIDWAY	UF 2	A2		1	2	3	3
		UF 1 1T	A2		2	1		
		UF 1	A2	3				
				3*	3	3	3	3
NAS 14 NAVDST	PEARL HARBOR	SNB 5	A6	1	1	1	1	1
				1*	1	1	1	1
SEVENTEENTH NAVAL DISTRICT								
NAVSTA 17 ND	ADAK	UF 2	A2	2	2	2	2	2
				2*	2	2	2	2
NAVSTA 17 ND	KODIAK	R5D 2 3	A2		2	2	2	2
		R5D 3	A8	2				
				2*	2	2	2	2
CV AND AV UTILITY AIRCRAFT								
CVAH 1 THETISB	LOS ANGELES	HRS 3	A1		1	1	1	1
				*	1	1	1	1
MARINE AIR FMF & FORCE AVIATION HQTRS SQDN								
HHS AFMFPAC	EL TORO	F3D 2T2	A6	1				
		R5D 4R	A2		1	1	1	1
		R4D 8	A2		1	1	1	1
		R4D 8	A8	1				
		R4Y 1	A2		1	1	1	1
		R4Y 1	A8	1				
		TV 2	A6	2	2	2	2	2
		SNB 5	A6	2	3	1	1	1
				7*	8	6	6	6
MARINE FLEET TRAINING SQDNS								
VMT 2	EL TORO	F9F 8T	A1	1				
		F9F 8T	A2		20	20	20	20
		F9F 8T	A4	19				
				20*	20	20	20	20
NAVAL ATTACHES AND MISSIONS PAC								
ATT DJAKARTA	JAVA	UF 2	A2			1	1	1
		UF 1 1T	A8		1			
		UF 1	A8	1				
				1*	1	1	1	1
ATT MELBOURNE	AUSTRALIA	R4D 5 6	A8		1	1	1	1
		R4D 6	A8	1				
				1*	1	1	1	1
MAAG BANGKOK	THAILAND	SNB 5	A8	1	1	1	1	1
				1*	1	1	1	1
MAAG SAIGON	VIETNAM	R4D 5 6	A8		1	1	1	1
		R4D 5	A8	1				
				1*	1	1	1	1
MAAG TSO YING	TAIWAN	R4D 5 6	A8		1	1	1	1
		R4D 5	A8	1				
				1*	1	1	1	1
NAVSECMAAGTAIP	TAIWAN	SNB 5	A8	1	1	1	1	1
				1*	1	1	1	1
COMDEFTAIWAN	FORMOSA	R4D 8	A2	1				
		R4D 8Z	A2		1	1	1	1
				1*	1	1	1	1
PROGRAM OPERATING				2336	2441	2428	2395	2397
OPERATIONAL POOL				352				
TOTAL PROGRAM				2688				
NON PROGRAM (INCLUDING DRONES)				10				
TOTAL INVENTORY				2698				

[redacted]

TOTAL PROGRAM & NON-PROGRAM AIRCRAFT DECLASSIFIED

TABLE 2 LOCATION OF AIRCRAFT INVENTORY AND PLANNED OPERATING ASSIGNMENTS

BY COMMAND AND UNIT

NABS UNIT	LOCATION	MODEL	INVENTORY STATUS	INVENTORY NO. ON BOARD	PLANNED ASSIGNMENTS 30 JUN 1959	30 SEP 1959	31 DEC 1959	31 MAR 1960
MARINE HELICOPTER DEVELOPMENT SQDN								
HMX 1	QUANTICO	HOK 1	A9	4	4	4	4	4
		HR2S 1	AR	1				
		HR2S 1	A9	1	2	2	2	2
		HRS 3	A9	6	6	4	4	4
		HUS 1	AR	1				
		HUS 1	A9	12	12	12	12	12
		HUS 1A	A9	3	3	3	2	
		HUS 1Z	A9	1	1	3	4	4
				29*	28	28	28	26
FIRST NAVAL DISTRICT								
NAS 1 NAV DST	QUONSET PNT	R4D 8	A8	1	1	1	1	1
		R4Y 1	A8	1	1	1	1	1
		UF 2	A8	1	1	1	1	1
		TV 2	A6	6	8	8	8	8
		TV 2	G6	1				
		TV 2	Y	1				
		JRB 6	A6	4	4	2	1	1
		SNB 5	A6	5	5	9	10	10
		SNB 5P	A8	1	1	1	1	1
		HUP 2	A8	2	3	3	3	3
				23*	24	26	26	26
NAS 1 NAV DST	BRUNSWICK	UF 1	A8	1	1	1	1	1
		SNB 5	A6	1	1	1	1	1
		HUP 2	A6	1				
		HUP 2	A8		1	1	1	1
				3*	3	3	3	3
NADU	SO WEYMOUTH	SNB 5	A8		1	1	1	1
				*	1	1	1	1
THIRD NAVAL DISTRICT								
NTDC	FORT WASHNGT	SNB 5	A8		1	1	1	1
				*	1	1	1	1
FOURTH NAVAL DISTRICT								
NAS 4 NAV DST	JOHNSVILLE	JRB 6	A6	1	1	1		
		SNB 5	A6	6	6	6	7	7
		SNB 4	A6	1				
				8*	7	7	7	7
NAS 4 NAV DST	LAKEHURST	AD 4B	Y	1				
		R4D 6	A8	1	1	1	1	1
		SNB 5	A6	2	2	2	2	2
				4*	3	3	3	3
FIFTH NAVAL DISTRICT								
NAS 5 NAV DST	NORFOLK	R5D 3	A8	1				
		R4Q 1	A8	1				
	(INCLUDING BAMR)	R4D 8	A8	2	2	2	2	2
		R4D 5 6	A8		1	1	1	1
		R4D 8Z	A8	1	1	1	1	1
		TF 1	A8	1	1	1	1	1
		SNB 5	A6	6	6	6	6	6
		SNB 5P	A8	1	1	1	1	1
		T 28B	A8	6	6	6	6	6
				19*	18	18	18	18
NAAS 5 NAV DST	CHINCOTEAGUE	SNB 5	A6	1				
				1*				
NAS 5 NAV DST	OCEANA	R4D 8	A8	1	1	1	1	1
		TV 2	AO	1				
		TV 2	A6	3	4	4	4	7
		SNB 5	AQ	1				
		SNB 5	A8	1	2	2	4	4
		HUP 2	AQ	1				
		HUP 2	A8	1	2	2	2	2
				9*	9	9	11	14
SIXTH NAVAL DISTRICT								
NAS 6 NAV DST	JACKSONVILLE	R4Q 1	A8	1				
		R4D 8	A8	1	1	1	1	1
		R4D 5 6	A8		2	2	2	2
		R4D 5	A8	1				
		R4Y 1	A8		1	1	1	1
		UF 1	A2	1				
		UF 1	A8		1	1	1	1
		TV 2	A6	2	5	5	5	5
		SNB 5	A6	3	3	7	7	7
		HUP 2	A2	1				
		HUP 2	A8		1	2	2	2
				10*	14	19	19	19
NAS 6 NAV DST	KEY WEST	AD 5	A6	1	1	1	1	1
		R5D 2 3	A8		1	1	1	1
		R5D 3	A0	1				
		UF 1	A8	1	1	1	1	1
		TV 2	A6	1	1	1	2	2
		JRB 6	A6	1	1	1	1	1
		HUP 2	A2	1				
		HUP 2	A8		1	1	1	1
				6*	6	6	7	7
NAAS 6 NAV DST	MAYPORT	AD 4B	A6	1				
		TV 2	A6	2	2	2	2	2
		HUP 2	A8	1	1			
				4*	3	2	2	2
NAAS 6 NAV DST	SANFORD	R4D 5 6	A8		1	1	1	1
		R4D 5	A8	1				
		HUP 2	A8	1	1	1	1	1
				2*	2	2	2	2
NAS 6 NAV DST	CECIL FIELD	TV 2	A6	2	2	2	2	2
		SNB 5	A6	2	1	1	1	1
		HUP 2	A8	1	1	1	1	1
				5*	4	4	4	4
NINTH NAVAL DISTRICT								
COMNAVCONAD	COLORADO SPR	R4D 8	A8	1	2	2	2	2
		R4Y 1	A8	1				
		TV 2	A6	1				
		TV 2	A8	2	3	3	3	3
				5*	5	5	5	5
NAVCRUIT STA	DENVER	SNB 5	A6		2	2	2	2
				*	2	2	2	2
ELEVENTH NAVAL DISTRICT								
NAAS 11 NAVOST	EL CENTRO	SNB 5	A6	1	1			
				1*	1			
NAF 11 NAV DST	CHINA LAKE	HRS 3	A8		1	1	1	1
		HRS 3	A9	1				
				1*	1	1	1	1
NAS 11 NAV DST	NORTH ISLAND	R4D 5 6	A8		1	1	1	1
		R4D 6	A8	1				
	(INCLUDING BAMR)	R4Y 1	A8	1	1	1	1	1
		TV 2	A6	2	3	3	3	3
		SNB 5	A6	2	3	3	3	3
		T 28B	A6	1	1	1		
		HOK 1	AQ	1				
		HOK 1	A8		2	2	2	2
				8*	11	11	10	10
NAF 11 NAV DST	LITCHFLD PRK	R4D 6	A8	1	1	1	1	1
		SNB 5	A6	1	1	1	1	1
				2*	2	2	2	2
NAS 11 NAV DST	MIRAMAR	R4D 8	A8	1	1	1	1	1
		TV 2	A6	3	3	3	3	3
		SNB 5	A6	2	2	2	2	2
		HUP 2	A8	1	1	1	1	1
				7*	7	7	7	7
NAS 11 NAV DST	POINT MUGU	TV 2	A6	1				
		TV 2	A8		1	2	3	3
		SNB 5	A6	6	6	6	6	6
		SNB 4	A6	1				
		HUP 2	A8	2	2	2	2	2
				10*	9	10	11	11
NAAS 11 NAVDST	BROWN FIELD	SNB 5	A6	1	1	1	1	1
				1*	1	1	1	1
NAAS 11 NAVDST	REAM FLD	JRB 6	A6	1	1	1	1	1
				1*	1	1	1	1
TWELFTH NAVAL DISTRICT								
NAS 12 NAV DST	ALAMEDA	R4D 8	A8	2	3	3	3	3
		UF 1	A8	1	1	1	1	1
		TV 2	A6	3	7	7	7	7
		SNB 5	A6	2	2	7	7	7
		SNB 5P	A8	1	1	1	1	1
		HUP 2	A8	1	1	1	1	1
				10*	15	20	20	20
NAAS 12 NAVDST	FALLON	R5D 3	AQ	1				
		R5D 3	A8		1	1	1	1
		R4D 5	A8	1				
		TV 2	A6	1	1	1	2	2
		HO4S 3	A8	2	2	2	2	2
				5*	4	4	5	5
NAS 12 NAV DST	MOFFETT FLD	TV 2	A6	3	3	3	3	3
		SNB 5	A6	5	5	5	4	4
		HUP 2	A8	2	2	2	2	2
				10*	10	10	9	11
NAF 12 NAVDST	MONTEREY	AD 5	A4	4				
		AD 5	A6		4	4	4	4
		JRB 6	A6	7	6	3	3	2
		SNB 5	A6	18	20	22	22	23
		T 28B	AO	2				
		T 28B	A6	9	11	11	11	11
		R4D 7	A4	1	1	1	1	1
		HUP 2	AQ	1				
		HUP 2	A8		1	1	1	1
				42*	43	42	42	42

[redacted]

DECLASSIFIED

TOTAL PROGRAM & NON-PROGRAM AIRCRAFT

TABLE 2 LOCATION OF AIRCRAFT INVENTORY AND PLANNED OPERATING ASSIGNMENTS

BY COMMAND AND UNIT

NABS UNIT	LOCATION	MODEL	INVENTORY STATUS	INVENTORY NO ON BOARD	PLANNED ASSIGNMENTS 30 JUN 1959	30 SEP 1959	31 DEC 1959	31 MAR 1960
THIRTEENTH NAVAL DISTRICT								
NAS 13 NAV DST	WHDBY ISLAND	R5D 2 3	A8		2	2	2	2
		R4D 8	A8	1	1	1	1	1
		R4D 5 6	A8		2	2	2	2
		UF 2	A2	1				
		UF 2	A8		1	1	1	1
		TV 2	A6		2	2	2	2
		SNB 5	A6	1	1	3	3	3
		SNB 5P	A8	1	1			
		HO4S 3	A2	2				
		HO4S 3	A8		2	2	2	2
				6*	12	13	13	13
POTOMAC RIVER NAVAL COMMAND								
NAS ANACOSTIA	ANACOSTIA	R5D 5	A8		1	1	1	1
		R5D 5	G5	1				
		R5D 4R	A8	1	1	1	1	1
		R5D Z	A8		1	1	1	1
		R5D 3Z	A8	1				
		R4Y 2	A8	1	1	1	1	1
		R4Y 1	A8	4	4	4	4	4
		R4Y 1Z	A8		1	1	1	1
		T2V 1	A6			6	6	6
		TV 2	A6	4	6			
		JRB 6	A6	15	15	14	10	7
		SNB 5	A6	41	41	41	45	48
		SNB 5P	A6	1				
		SNB 5P	A8	1	2	2	2	2
		T 28B	A6	12	12	12	12	12
				82*	85	84	84	84
NAF	DAHLGREN	SNB 5	A6		1	1	1	1
		SNB 5	A8	1				
				1*	1	1	1	1
NAS PTXNT RIV	PTXNT RIVER	UF 1	A2	1				
		UF 1	A8		1	1	1	1
		TV 2	A6	2	2	3	4	4
		SNB 5	A2	1				
		SNB 5	A6	2	2	5	5	5
		HUP 2	A2	1				
		HUP 2	A8		1	1	1	1
				7*	6	10	11	11
SEVERN RIVER NAVAL COMMAND								
NAF ANNAPOLIS	ANNAPOLIS	UF 1	A3	1	12	12	12	12
		UF 1	A6	8				
		UF 1T	A6	3				
		N3N 3	AL	36				
		HUP 2	A8	1	1	1	1	1
				49*	13	13	13	13
BUAER INSPECTORS AND REPRESENTATIVES								
BAGR CEN DIST	DAYTON	R4D 5 6	A8		1	1	1	1
		SNB 5	A6	2				
		SNB 5	A8		2	2	2	2
				2*	3	3	3	3
BAGR WSTRN DST	LOS ANGELES	R4D 8	A8	1	1	1	1	1
		SNB 5	A8	1	1	1	1	1
				2*	2	2	2	2
BAR AKRON	AKRON	SNB 5	A8	1	1	1	1	1
				1*	1	1	1	1
BAR BALTIMORE	BALTIMORE	JRB 6	A8	1	1	1		
		SNB 5	A8				1	1
				1*	1	1	1	1
BAR BUFFALO	BUFFALO	SNB 5	A8		1	1	1	1
				*	1	1	1	1
BAR BURBANK	BURBANK	SNB 5	A8	1	1	1	1	1
				1*	1	1	1	1
BAR COLUMBUS	COLUMBUS	SNB 5	A8		2	2	2	2
				*	2	2	2	2
BAR EST HRTFRD	EST HARTFORD	SNB 5	A8	1	1	1	1	1
				1*	1	1	1	1
BAR EL SEGUNDO	EL SEGUNDO	SNB 5	A8	1	1	1	1	1
				1*	1	1	1	1
BAR INDIANPLIS	INDIANAPOLIS	SNB 5	A8	1	1	1	1	1
				1*	1	1	1	1
BAR ST LOUIS	ST LOUIS	SNB 5	A8	1	1	1	1	1
				1*	1	1	1	1
BAR TETERBORO	TETERBORO	SNB 5	A8	1	1	1	1	1
				1*	1	1	1	1

NABS UNIT	LOCATION	MODEL	INVENTORY STATUS	INVENTORY NO ON BOARD	PLANNED ASSIGNMENTS 30 JUN 1959	30 SEP 1959	31 DEC 1959	31 MAR 1960
MARINE CORPS BASES AND AIR STATIONS								
MCAS	YUMA	R4D 8	A8	1	1	1	1	1
		R4D 5	A8	1	1	1	1	1
		TV 2	AO	1				
		TV 2	A6	1	2	2	1	1
		SNB 5	A6	2	1	1	1	1
		HOK 1	A8	2	2	2	2	2
				8*	7	7	6	6
MCAS SO&ES	EL TORO	R5D 2 3	A8		1	1	1	1
		R4D 8	A8	2	2	2	2	2
		TV 2	A6	3	2	2	2	2
		SNB 5	A6	4	4	3	3	1
		HOK 1	A8	1	1	1	1	1
		HRS 3	A8	1	1	1	1	1
				11*	11	10	10	8
MCAS SO&ES	CHERRY POINT	AD 5	A6	1				
		R5D 5	A8		1	1	1	1
		R5D 3	AQ	1				
		R5D 3	A8	1	1	1	1	1
		R4D 8	A8	2	2	2	2	2
		R4D 6	A8	1				
		TV 2	A6	4	3	2	2	2
		SNB 5	A6	3	2	2	2	1
		HOK 1	A6	1				
		HOK 1	A8		1	1		
		HRS 3	A8	1	1	1	2	2
		HRS 1	A8	1	1			
				16*	12	10	10	9
MCAS AES 12	QUANTICO	AD 6	A6	7				
		AD 6	A8		7	7	8	9
		AD 5	A6	4				
		AD 5	A8		4	3	2	
		AD 4B	A8		3	2	1	
		R4D 8	A8	2	2	2	2	2
		JRB 6	A6	3	1	1	1	1
		SNB 5	A6	8	6	6	6	4
		SNB 5P	A6	1				
		SNB 5P	A8		1	1	1	1
		T 34B	A3	4				
		T 34B	A6	6	9	9		
				35*	33	31	21	17
MCAF	NEW RIV JAX	R4D 6	A8		1	1	1	1
		R4D 5	A8	1				
		JRB 6	A6	1	1	1	1	
		SNB 5	A6	4	4	4	4	3
				6*	6	6	6	4
MCAF	SANTA ANA	SNB 5	A6	1	2	2	2	1
				1*	2	2	2	1
HQ MC FLT SECT	ANACOSTIA	R4D 8	A8	3	2	2	2	2
		R4Y 2	A8	1	1	1	1	1
		T2V 1	A6			2	2	2
		TV 2	A6	2	2			
		SNB 5	A6	5	5	5	5	3
		T 28B	A6	7	7	7	7	7
				18*	17	17	17	15
MCAAS	BEAUFORT	R4D 8	A8	1	1	1	1	1
		R4D 5	A8	2				
		TV 2	A6	2	2	2	2	2
		SNB 5	A6		1	1	1	1
		SNB 5	A8	1				
		HRS 3	AQ	1				
		HRS 3	A8	1	2	2	2	2
				8*	6	6	6	6
PROGRAM OPERATING				482	462	471	464	455
OPERATIONAL POOL				4				
TOTAL PROGRAM				486				
TOTAL INVENTORY				486				

TOTAL PROGRAM & NON-PROGRAM AIRCRAFT

DECLASSIFIED

TABLE 2 LOCATION OF AIRCRAFT INVENTORY AND PLANNED OPERATING ASSIGNMENTS

BY COMMAND AND UNIT

NATRA UNIT	LOCATION	MODEL	INVENTORY STATUS	INVENTORY NO ON BOARD	PLANNED ASSIGNMENTS 30 JUN 1959	30 SEP 1959	31 DEC 1959	31 MAR 1960
NAVAL AIR BASIC TRAINING COMMAND								
BTG 7	MEMPHIS	T2V 1	A3	51	53	53	53	53
		T2V 1	G9	7				
		SNB 5	A6	2	1	1	1	1
		T 28B	A3	43				
		T 28B	A6	2	2	2	2	2
				105*	56	56	56	56
NATC	PTXNT RIVER	T2J 1	A9	6				
				6*				
NAAS NABTC	SAUFLEY FLD	T2V 1	A6		4	4	4	4
		TV 2	B	1				
		TT 1	A3	10	10	10	10	10
		SNB 5	A6	3	3	3	3	3
		T 34B	AL	3				
		T 34B	A3	160	185	175	175	175
		T 28B	A6	12	8	8	8	8
		T 28C	A3	50				
				239*	210	200	200	200
NAAS NABTC	WHITING FLD	T2V 1	A3	2				
		T2V 1	A6		6	6	6	6
		SNB 5	A6	5	5	5	5	5
		T 28B	A3	200	226	226	226	226
		T 28B	A6		6	6	6	6
		T 28C	AL	10				
		T 28C	A3	132	175	175	175	175
		T 28C	EJ	1				
		T 28C	G6	1				
				351*	418	418	418	418
NAS NABTC	PENSACOLA	F11F 1	A4	7	6	6	6	6
		AD 5	A3		1			
	(INCLUDING BAMR)	AD 5	A8	1				
		R5D 2 3	A8		1	1	1	1
		R5D 2	A8	1				
		R5D 4R	A8	1	1	1	1	1
		R5D Z	A8		1	1	1	1
		R4D 8	A8	3	3	1	1	1
		R4Y 1	A8	1	1	1	1	1
		UF 1 1T	A8		2	2	2	2
		UF 1	A8	3				
		T2J 1	A4		18	18	18	18
		T2V 1	A3	68	8	8	8	8
		T2V 1	A6		6	6	6	6
		T2V 1	G9	4				
		F9F 8T	A4	1	1	1	1	1
		SNB 5	A3	30	36	36	36	36
		SNB 5	A4		2	2	2	2
		SNB 5	A6	10	10	10	10	10
		SNB 5	A8	5	10	10	10	10
		SNB 5	G6	1				
		SNB 5P	A8	1	1	1	1	1
		T 34B	A4	2	8	8	8	8
		T 28B	A4	2	20	20	20	20
		T 28B	A6	8	8	8	8	8
		T 28C	A4	2				
		HO4S 3	A8	2	3	3	3	3
				153*	147	144	144	144
HTG 1	ELLYSON FLD	SNB 5	A6	3	3	3	3	3
		T 28B	A6	2	2	2	2	2
		HO4S 3	AM	2				
		HO4S 3	A4	11	14	4	4	4
		HRS 3	A4	7				
		HUP 3	A4		9	19	19	19
		HUP 2	A4	16	16	16	16	16
		HTE 7	AM	1				
		HTL 7	A4	12	14	14	14	14
		HTL 6	A4	28	25	25	25	25
				82*	83	83	83	83
ZTG 1	GLYNCO	SNB 5	A3	4	4	4	4	4
		SNB 5	A6	1	2	2	2	2
		T 28B	A6		2	2	2	2
		ZS2G 1	A3	2				
		ZSG 4	A3	2				
				9*	8	8	8	8
CVS 36ANTETAM	PENSACOLA	S2F 1T	A6	2				
		SNB 5	A6	1	1	1	1	1
				3*	1	1	1	1

NATRA UNIT	LOCATION	MODEL	INVENTORY STATUS	INVENTORY NO. ON BOARD	PLANNED ASSIGNMENTS 30 JUN 1959	30 SEP 1959	31 DEC 1959	31 MAR 1960
NAVAL AIR ADVANCED TRAINING COMMAND								
NAAS NAATC	KINGSVILLE	F11F 1	AM	2				
		F11F 1	A4	29				
		F11F 1	G9	6				
		F9F 8	AL	13				
		F9F 8	A3	6				
		F9F 5	AL	16				
		F9F 5	A3	11				
		F9F 8B	AL	39				
		F9F 8B	A3	17	64	64	64	64
		F9F 8B	EN	1				
		S2F 1	A3	6				
		S2F 1T	A3	24	40	40	40	40
		S2F 1T	G5	1				
		S2F 1T	G9	3				
		S2F 1T	H6	1				
		R4D 8	A8	1				
		R4D 6	A8		1	1	1	1
		F9F 8T	AL	11				
		F9F 8T	A3	37	54	54	54	54
		SNB 5	A6	2	2	2	2	2
		T 28C	AL	10				
		HO4S 3	A8	2	3	3	3	3
		HO4S 3	Y	1				
				239*	164	164	164	164
NAS NAATC	CRPS CHRISTI	F9F 8	AL	1				
		F9F 8B	AL	2				
		AD 6	AL	7				
		AD 6	A3	22	24	24	24	24
		AD 6	G6	2				
		AD 5	A3	5	6	6	6	6
		AD 5N	A3	4				
		S2F 1	A3	18				
		S2F 1T	A3	38				
		S2F 1 1T	A3		45	45	45	45
		P2V 6M	AL	2				
		P2V 6M	A3	7				
		P2V 6T	A3	1				
		P2V 4	A3		6	6	6	6
		P2V 3	AL	2				
		P2V 3	A3	8	9	9	9	9
		P2V 2	A3	7	5	5	5	5
		P5M 1	AL	1				
		P5M 1	A3	6	10	9	9	9
		R5D 2	A8	1	1	1	1	1
		R5D 4R	A8		1	1	1	1
		R5D 4R	G6	1				
		R5D Z	A8		1	1	1	1
		R5D 1Z	A8	1				
		R4D 8	A8		2	1	1	1
		TV 2	A6	6				
		F9F 8T	A6		2	2	2	2
		SNB 5	A3	45	55	55	55	55
		SNB 5	A6	6	6	6	6	6
		SNB 5P	A8	1	1	1	1	1
		R4D 7	A5	3	3	3	3	3
		HO4S 3	A8	2	2	2	2	2
				199*	179	177	177	177
NAAS NAATC	CHASE	F9F 8	AL	17				
		F9F 8	A3	7	50	50	50	50
		F9F 8B	AL	58				
		F9F 8B	A3	12	73	73	73	73
		F9F 8B	F6	1				
		R4D 8	A8	1				
		R4D 6	A8	1				
		R4D 5	A8		1	1	1	1
		F9F 8T	AL	13				
		F9F 8T	A3	47	53	53	53	53
		SNB 5	A6	2	2	2	2	2
		HO4S 3	A8	2	2	2	2	2
				161*	181	181	181	181
JTTU	OLATHE	F11F 1	A4		20	20	20	20
		F11F 1	G9	4				
		F9F 8	AM	2				
		F9F 8B	AM	4				
		F9F 8B	A4	12				
		F9F 8T	A4	10	9	9	9	9
		SNB 5	A6	1	1	1	1	1
				33*	30	30	30	30
NAAS NAATC	PORT ISABEL	SNB 5	A8	1	1	1	1	1
		HO4S 3	A8	2	2	2	2	2
				3*	3	3	3	3

DECLASSIFIED

TABLE 2 LOCATION OF AIRCRAFT INVENTORY AND PLANNED OPERATING ASSIGNMENTS

BY COMMAND AND UNIT

NATRA UNIT	LOCATION	MODEL	INVENTORY STATUS	INVENTORY NO. ON BOARD	PLANNED ASSIGNMENTS 30 JUN 1959	30 SEP 1959	31 DEC 1959	31 MAR 1960
NAVAL AIR TECHNICAL TRAINING COMMAND								
NATECHTRAU	LAKEHURST	R4D 7	A4	1	1	1	1	1
				1*	1	1	1	1
NATECHTRAU	OLATHE	TV 2	A5	5				
		SNB 5	A5	4	4	4	4	4
		T 34B	A5	9	10	10	10	10
				18*	14	14	14	14
NATECHTRAU	PENSACOLA	F9F 8P	A4	3	4	4	4	4
		F9F 6P	A4	6				
		F9F 6P	B	1				
		SNB 5P	A4		8	8	8	8
		SNB 5P	A5	8				
		T 28B	A6	2				
				20*	12	12	12	12
NATECHTRAU	PHILADELPHIA	SNB 5	A6	1	1	1	1	1
				1*	1	1	1	1
NATECHTRACEN	NORMAN	SNB 5	A6	2	2	2	2	2
				2*	2	2	2	2
NAS	GLYNCO	R4D 8	A8	1	1	1	1	1
		SNB 5	A8	6	6	6	6	6
		HO4S 3	A8	1	1	1	1	1
				8*	8	8	8	8
NAVCICOFFSCOL	GLYNCO	F2H 4	A4	12	20	20	20	20
		F2H 3	AM	1				
		F2H 3	A4	35	22	22	22	22
		F2H 3	B	2				
		AD 5N	AM	1				
		AD 5N	A4	3	8	8	8	8
		HV 2	A4	6	6	6	6	6
		T2V 1	A4	2	3	3	3	3
		T2V 1	G9	1				
				63*	59	59	59	59
NAS	MEMPHIS	R4D 8	A8	2	2	2	2	2
		R4Y 1	A8	1	1	1	1	1
		TV 2	A6	3				
		TV 2	B	1				
		SNB 5	A6	9	10	10	10	10
		SNB 5P	A6	1	1	1	1	1
		T 28B	A6	3	3	3	3	3
		HO4S 3	A8	1	1	1	1	1
				21*	18	18	18	18
PROGRAM OPERATING				1676	1595	1580	1580	1580
OPERATIONAL POOL				41				
TOTAL PROGRAM				1717				
TOTAL INVENTORY				1717				

NART

NART UNIT	LOCATION	MODEL	INVENTORY STATUS	INVENTORY NO. ON BOARD	PLANNED ASSIGNMENTS 30 JUN 1959	30 SEP 1959	31 DEC 1959	31 MAR 1960
USNR AIRCRAFT FOR RESERVE TRANS POOL								
NAS NRT TRS PL	GLENVIEW	AD 5	A4		1	1	1	1
		AD 5	A8	1				
		R5D 4R	A4		2	2	2	2
		R5D 4R	A8	2				
		R4D 8	A4		1	1	1	1
		R4D 8	A8	1				
		R4Y 1	A4		1	1	1	1
		R4Y 1	A8	1				
		SNB 5	A4		1	1	1	1
		SNB 5	A8	1				
				6*	6	6	6	6
U S NAVAL RESERVE AIRCRAFT								
NARTU	ANACOSTIA	AD 6	A4	5				
		AD 5	A4	6	9	11	11	11
		AD 5N	A4	2	4	1	1	
		S2F 1	A4	9	9	9	9	9
		P2V 5F	A4	4	5	5	5	5
		P2V 5F	EN	1				
		R4D 5 6	A4		3	3	3	3
		R4D 6	A4	2				
		R4D 5	A4	2				
		R4D 6R	A4	1	1	1	1	1
		SNB 5	A4	3	3	3	3	3
				35*	34	33	33	32
NAS NART	ATLANTA	AD 6	A4	4				
		AD 6	A9	1				
		AD 5	A4	4	9	10	12	12
		AD 5N	A4	3	5	2		
		P2V 5F	A4	5	5	5	5	5
		R4D 8	A4	3	3	3	3	3
		SNB 5	A4	1	2	2	2	2
				21*	24	22	22	22
NAS NART	COLUMBUS	P2V 5	A4	5				
		SNB 5	A4	2				
				7*				
NAS NART	DALLAS	F9F 6	A4	2				
		FJ 3M	A4	31	32	32	32	32
		FJ 3M	B	2				
		FJ 3M	G9	1				
		P2V 4	A4	5	5	5	5	5
		R5D 2 3	A4		2	2	2	2
		R5D 2	A4	2				
		R5D 4R	A4	1	1	1	1	1
		TV 2	A4	6	6	6	6	6
		SNB 5	A4	2	2	2	2	2
		SNB 5P	A4	1				
		SNB 5P	A8		1	1	1	1
		HUP 2	A4	3	5	5	5	5
		HTL 5	A4	1				
				57*	54	54	54	54
NAS NART	DENVER	SNB 5	A4	3				
				3*				
NAS NART	GLENVIEW	F9F 6	AM	3				
		F9F 6	A4	17	16	16	16	
		F9F 8P	A4					4
		F9F 8B	A4					12
		S2F 1	A4	9	10	10	10	10
		S2F 1	G1	1				
		P2V 6	A4	4				
		P2V 6 6F	A4		10	10	10	8
		P2V 5F	A4	3				
		R5D 2 3	A4		5	5	5	5
		R5D 3	A4	3				
		R5D 2	A4	1				
		TV 2	A4	1	2	1		
		F9F 8T	A4	3	4	4	4	4
		SNB 5	A4	4	4	4	4	4
		SNB 5	G1	1				
		SNB 5P	A4	1				
		SNB 5P	A8		1	1	1	1
		HSS 1	A4	5	5	5	5	5
				56*	57	56	55	53
NAS NART	GROSSE ILE	AD 5	A4	11	8	10	12	12
		AD 5N	A4	1	4	2		
		S2F 1	A4	8	9	9	9	9
		P2V 5F	AM	1				
		P2V 5F	A4	4	5	5	5	5
		R4D 8	A4	3	3	3	3	3
		SNB 5	A4	4	3	3	3	3
		HUP 2	A4	6	6	7	7	7
				38*	38	39	39	39
NARTU	JACKSONVILLE	FJ 4	A4					9
		F9F 8P	A4		4	4	4	
		F9F 8B	AM	1				
		F9F 8B	A4	15	12	12	12	
		S2F 1	A4	8	8	9	9	9
		S2F 1	G9	1				
		P2V 5F	A4	5	5	5	5	5
		R5D 2 3	A4		2	2	2	2
		R5D 3	A4	1				
		R5D 2	A4	1				
		R5D 4R	A4		1	1	1	1
		R4D 5 6	A4		1			
		R4D 6	A4	1				
		F9F 8T	A4	2	2	2	2	2
		SNB 5	A4	1	1	1	1	1
		HSS 1	A4	4	4	4	4	4
				40*	40	40	40	33
NARTU	LAKEHURST	S2F 1	A4	6	9	9	9	9
		S2F 1	G9	2				
		R4D 5 6	A4		1	1	1	1
		SNB 5	A4	1	1	1	1	1
		HUP 2	A4	4	4	4	4	4
		ZSG 4	A4	1	2	2	2	2
				14*	17	17	17	17

[redacted]

TOTAL PROGRAM & NON-PROGRAM AIRCRAFT

DECLASSIFIED

TABLE 2 LOCATION OF AIRCRAFT INVENTORY AND PLANNED OPERATING ASSIGNMENTS

BY COMMAND AND UNIT

NART UNIT	LOCATION	MODEL	INVENTORY STATUS	INVENTORY NO ON BOARD	PLANNED ASSIGNMENTS 30 JUN 1959	30 SEP 1959	31 DEC 1959	31 MAR 1960
AS NART	LOS ALAMITOS	F9F 6	A4	38	32	7		
		F9F 8P	A4	1	6	13	15	12
		F9F 8B	A4	11	10	24	24	12
		S2F 1	A4	25	28	27	26	26
		S2F 1	G5	1				
		P2V 5F	A4	8	7	8	10	10
		P2V 5JF	A4	1	1	1		
		R5D 2 3	A4		3	3	3	3
		R5D 3	A4	1				
		R5D 2	A4	2				
		TV 2	A4	3	2	2	2	
		F9F 8T	A4	4	5	5	5	5
		SNB 5	A4	4	4	4	4	4
		R4D 5S6S	A4		1	1	1	1
		R4D 5S	A4	1				
		HSS 1	A4	4	5	5	5	5
		HSS 1	G5	1				
				105*	104	100	95	78
NARTU	MEMPHIS	F9F 6	A4	15				
		FJ 4	A4		7	16	16	16
		P2V 4	A4	5	5	5	5	5
		R5D 2 3	A4		2	2	3	3
		R5D 3	A4	2				
		R4D 5 6	A4		1	1		
		R4D 6	A4	1				
		TV 2	A4	4	3	4	4	4
		SNB 5	A4	2	1	1	1	1
				29*	19	29	29	29
NARTU	MIAMI	P2V 6	A4	1				
				1*				
NAS NART	MINNEAPOLIS	F9F 5	A4	11				
		AD 5	AM	1				
		AD 5	A4	6	8	10	11	12
		AD 5N	AM	1				
		AD 5N	A4		4	1	1	
		S2F 1	A4	7	9	6		
		S2F 1	G9	2				
		P2V 4	A4	11	10	10	10	9
		P2V 4	G5	1				
		R4D 5 6	A4		3	3	3	3
		R4D 6	A4	2				
		R4D 5	A4	1				
		TV 2	A4	1				
		SNB 5	A4	4	2	2	2	2
		HUP 2	A4	4	4	5	5	5
				52*	40	37	32	31
NAS NART	NEW ORLEANS	F9F 6	A4	2				
		FJ 4	A4				14	14
		F9F 8P	A4	2	4	4		
		F9F 8B	A4	12	12	12		
		S2F 1	A4	9	9	9	9	9
		R4D 8	A4	3	3	3	3	3
		TV 2	AM	1				
		TV 2	A4	3	4	4	4	3
		SNB 5	A4	2	2	2	2	2
		HSS 1	A4	3	4	4	4	4
				37*	38	36	36	35
NAS NART	NEW YORK	FJ 3	A4	34	32	32	32	32
		FJ 3	EJ	1				
		FJ 3	G9	1				
		S2F 1	A4	18	18	18	18	18
		P2V 6M	A4	2				
		P2V 5F	A4	2	8	8	10	10
		R5D 2 3	A4		2	2	3	3
		R5D 3	A4	1				
		R5D 2	A4	1				
		R5D 4R	A4	1	1	1	1	1
		TV 2	AM	1				
		TV 2	A4	4	6	5	5	6
		TV 2	G5	1				
		SNB 5	A4	4	6	6	6	6
		SNB 5	A8	2				
		HSS 1	A4	5	5	5	5	5
		HRS 1	A4	2	2	1		
				80*	80	78	80	81
NAS NART	NIAGARA FLS	R4D 6	A4	1				
		SNB 5	A4	1				
				2*				
NARTU	NORFOLK	F2H 4	A4	10	6	10	10	10
		AD 5	A4	5	4			
		S2F 1	A4	10	10	9	9	9
		R5D 2 3	A4		1	2	2	3
		R5D 2	A4	2				
		R4D 5 6	A4		1	1	1	
		R4D 5	A4	1				
		TV 2	A4	2	3	3	3	
		SNB 5	A4	2	1	1	1	1
				32*	26	26	26	23
NAS NART	OAKLAND	F2H 4	A4	3	3	6	12	25
		F2H 3	A4	24	21	16	10	
		S2F 1	A4	17	18	18	18	18
		P2V 5F	A4	8	8	8	10	10
		P2V 5JF	A4	1	1			
		R5D 2 3	A4		2	2	2	2
		R5D 3	A4	2				
		R5D 2	A4	1				
		R5D 4R	A4		1	1	1	1
		TV 2	A4	8	8	8	8	7
		SNB 5	A4	3	2	2	1	1
		SNB 5P	A8	1	1	1	1	1
		HSS 1	A4	4	4	4	4	4
				72*	69	66	67	69
NAS NART	OLATHE	F9F 6	A4	31	32	32	16	
		F9F 8B	A4					12
		P2V 6	A4	5				
		P2V 6 6F	A4		5	5	5	5
		P2V 5F	A4					1
		R5D 2 3	A4		3	3	3	3
		R5D 3	A4	1				
		R5D 2	A4	2				
		TV 2	A4	2	2			
		F9F 8T	AM	1				
		F9F 8T	A4	3	4	4	4	4
		SNB 5	A4	2	2	2	2	2
				47*	48	46	30	27
NAS NART	SEATTLE	AD 6	A4	3				
		AD 5	A4	6	9	11	11	12
		AD 5N	A4	1	3	1		
		S2F 1	A4	7	9	9	9	9
		S2F 1	G5	2				
		P2V 5F	A4	4	4	5	5	5
		P2V 5JF	A4	1	1			
		R5D 2 3	A4		2	2	2	3
		R5D 3	A4	2				
		R4D 5 6	A4		1			
		R4D 5	A4	1				
		SNB 5	A4	3	3	3	3	3
		HSS 1	A4	3	3	3	3	3
		HUP 2	A4	1				
				34*	35	34	33	35
NAS NART	SO WEYMOUTH	F9F 6	A4	15	16	16		
		F9F 8B	A4				12	12
		S2F 1	A4	14	18	18	18	18
		S2F 1	G5	1				
		S2F 1	G9	1				
		P2V 5F	A4	5	5	5	5	5
		R5D 2 3	A4		2	2	2	2
		R5D 3	A4	3				
		TV 2	A4	3	3	3	4	4
		SNB 5	A4	2	2	2	2	2
		HSS 1	A4	4	5	5	5	5
				48*	51	51	48	48
NAS NART	WILLOW GROVE	FJ 3	A4	36	32	32	32	30
		FJ 3	B	2				
		AD 5	A4		1	1	1	1
		AD 5	A8	1				
		S2F 1	A4	10	10	11	16	16
		P2V 6	AM	1				
		P2V 6	A4	2				
		P2V 6F	A4	2				
		P2V 5F	A4		5	5	5	5
		R5D 2 3	A4		3	2	3	3
		R5D 3	A4	1				
		R5D 2	A4	1				
		TV 2	A4	7	6	6	6	6
		SNB 5	A4	2	2	2	2	2
		SNB 5P	A8		1	1	1	1
		R4D 5S6S	A4		1	1	1	1
		R4D 6S	A4	1				
		HUP 2	A4	4	4	4	4	4
				70*	65	65	71	69
PROGRAM OPERATING				863	845	837	813	781
OPERATIONAL POOL				21				
TOTAL PROGRAM				884				
NON PROGRAM (INCLUDING DRONES)				2				
TOTAL INVENTORY				886				

DECLASSIFIED

TABLE 2 LOCATION OF AIRCRAFT INVENTORY AND PLANNED OPERATING ASSIGNMENTS

BY COMMAND AND UNIT

R&D UNIT	LOCATION	MODEL	INVENTORY STATUS	INVENTORY NO. ON BOARD	PLANNED ASSIGNMENTS 30 JUN 1959	30 SEP 1959	31 DEC 1959	31 MAR 1960
R&D AIRCRAFT								
		F8U 2	A9	4				
		F8U 2	T	1				
				5*				
		F8U 1	A9	5	5	5	5	5
		F8U 1	T	7				
				12*	5	5	5	5
		F7U 3	TR	1				
				1*				
		F11F 1	A9	4	4	4	4	4
		F11F 1	T	7				
		F11F 1	U	1				
				12*	4	4	4	4
		F11F 1F	T	2				
				2*				
		F9F 8	A9	3	4	4	4	4
		F9F 8	T	1				
				4*	4	4	4	4
		F9F 6	A9	3				
		F9F 6	U	1				
				4*				
		F3H 2M	A9	1	2	2	2	2
				1*	2	2	2	2
		F2H 2	T	1				
				1*				
		FJ 4	A9	3	4	4	4	4
		FJ 4	T	1				
		FJ 4	TR	2				
				6*	4	4	4	4
		FJ 3	A9	5	5	5	5	5
				5*	5	5	5	5
		FJ 3M	A9		1	1	1	1
				*	1	1	1	1
		F8U 3	T	2				
		F8U 3	TR	1				
				3*				
		F3H 2	A9	5	4	4	4	4
		F3H 2	T	3				
				8*	4	4	4	4
		F3H 2N	A9	8	4	4	4	4
		F3H 2N	TR	1				
				9*	4	4	4	4
		F4H 1	T	5				
		F4H 1	TR	1				
		F3D 2	A9	4	4	4	4	4
		F3D 2	T	3				
				7*	4	4	4	4
		F9D 2T2	AR	1				
		F3D 2T2	A9	2				
				3*				
		F3D 2M	A9	3				
		F3D 2M	T	2				
				5*				
		F3D 1	T	2				
		F3D 1	U	1				
				3*				
		F4D 1	A9	6	8	8	8	8
		F4D 1	T	3				
		F4D 1	U	1				
				10*	8	8	8	8
		F8U 1P	A9	2	2	2	2	2
		F8U 1P	T	1				
				3*	2	2	2	2
		F7U 3P	T	1				
				1*				
		F9F 8P	A9	1	2	2	2	2
				1*	2	2	2	2
		F8U 1D	T	3				
				3*				
		F9F 6D	AR	3				
		F9F 6D	A9	7	5	5	5	5
				10*	5	5	5	5
		FJ 3D	A9		2	2	2	2
		FJ 3D	T	1				
				1*	2	2	2	2
		F8U 1KD	T	1				
				1*				
		A4D 2	A9	3	4	4	4	4
		A4D 2	T	2				
				5*	4	4	4	4
		A4D 2N	T	4				
				4*				
		A4D 1	A9	7	5	5	5	5
		A4D 1	T	1				
				8*	5	5	5	5
		FJ 4B	A9	5	2	2	2	2
		FJ 4B	T	1				
				6*	2	2	2	2
		F9F 8B	AR	1				
		F9F 8B	A9	2	6	3	3	3
				3*	6	3	3	3
		A3J 1	A9				1	1
		A3J 1	T	4				
				4*			1	1
		A3D 2P	T	4				
				4*				
		A3D 1P	A9	1				
				1*				
		A3D 2Q	T	4				
				4*				
		A3D 2T	T	1				
				1*				
		A3D 2	A9	6	2	2	1	1
		A3D 2	T	7				
				13*	2	2	1	1
		A3D 1	A9	4	1	1	1	1
		A3D 1	T	2				
				6*	1	1	1	1
		P6M 1	T	2				
				2*				
		AD 7	A9		2	2	2	2
				*	2	2	2	2
		AD 6	A9		2	2	2	2
				*	2	2	2	2
		AD 5	A9	6	4	4	3	3
				6*	4	4	3	3
		AD 5N	A9	1	2	1	1	1
				1*	2	1	1	1
		AD 5Q	A9	2	2	1	1	1
				2*	2	1	1	1
		WF 2	T	7				
				7*				
		AD 5W	A9	1	2	2	2	2
				1*	2	2	2	2
		AJ 1	T	1				
				1*				
		S2F 3	T	1				
				1*				
		S2F 2	A9		2	2	2	2
				*	2	2	2	2
		S2F 1	A9	5	5	5	5	5
		S2F 1	T	2				
				7*	5	5	5	5
		P2V 7	AR	1				
		P2V 7	A9	1	2	2	2	2
				2*	2	2	2	2
		P2V 6M	A9	1	1	1	1	1
				1*	1	1	1	1
		P2V 5F	AR	1				
		P2V 5F	A9	5	6	7	7	7
				6*	6	7	7	7
		P2V 5FD	A9	1	1	1	1	1
				1*	1	1	1	1
		P2V 4	A9	3	2	1	1	1
				3*	2	1	1	1
		P2V 3	A9		1			
				*	1			
		P2V 3B	A9	1	1			
				1*	1			

DECLASSIFIED

TOTAL PROGRAM & NON-PROGRAM AIRCRAFT

TABLE 2 LOCATION OF AIRCRAFT INVENTORY AND PLANNED OPERATING ASSIGNMENTS

BY COMMAND AND UNIT

R&D UNIT	LOCATION	MODEL	INVENTORY STATUS	INVENTORY NO ON BOARD	PLANNED ASSIGNMENTS 30 JUN 1959	30 SEP 1959	31 DEC 1959	31 MAR 1960
		P2V 3W	T	1 1*				
		WV 2	A9	9 9*	9 9	9 9	9 9	9 9
		WV 2E	A9	1 1*				
		R5D 2 3	A9	* *	3 3	3 3	3 3	3 3
		R5D 3	A9	1 1*				
		R5D 2	A9	3 3*				
		R5D 4R	A9	1 1*	1 1	1 1	1 1	1 1
		R4D 8	A9	4 4*	4 4	4 4	4 4	4 4
		R4D 5 6	A9	* *	6 6	6 6	6 6	6 6
		R4D 6 R4D 6 R4D 6	A9 T U	2 1 2 5*				
		R4D 5 R4D 5 R4D 5	AR A9 U	1 3 1 5*				
		R4D 6R	T	1 1*				
		R4Y 1 2	A9	* *	2 2	2 2	2 2	2 2
		R4Y 1 R4Y 1	AR A9	1 2 3*				
		TF 1 TF 1	A9 T	1 2 3*	1 1	1 1	1 1	1 1
		JD 1	A9	* *	1 1	1 1	1 1	1 1
		JD 1D	A9	3 3*	3 3	3 3	3 3	3 3
		T2J 1 T2J 1	A9 T	6 6*	1 1	1 1	1 1	1 1
		T2V 1	A9	4 4*	6 6	6 6	6 6	6 6
		TV 2 TV 2 TV 2	A9 T U	1 2 3*	1 1	1 1	1 1	1 1
		F9F 8T F9F 8T F9F 8T F9F 8T	A9 T TR U	5 1 2 1 9*				
		TV 2D	T	3 3*				
		TV 2KD TV 2KD	T TR	3 1 4*				
		JRB 4	U	1 1*				
		SNB 5	A9	8 8*	8 8	8 8	8 8	8 8
		T 34B T 34B	A9 T	1 1 2*				
		T 28B T 28B	A9 TR	3 1 4*	1 1	1 1	1 1	1 1
		T 28RD	A9	6 6*	6 6	4 4	4 4	4 4
		HSS 2	T	1 1*				
		HSS 1 HSS 1	A9 T	4 7 11*	6 6	8 8	8 8	8 8

R&D UNIT	LOCATION	MODEL	INVENTORY STATUS	INVENTORY NO. ON BOARD	PLANNED ASSIGNMENTS 30 JUN 1959	30 SEP 1959	31 DEC 1959	31 MAR 1960
		HSS 1N	A9	* *		1 1	2 2	2 2
		HSL 1	T	1 1*				
		HOK 1 HOK 1	T U	2 1 3*				
		HR2S 1	T	1 1*				
		HRS 3	A9	1 1*	1 1	1 1	1 1	1 1
		HUK 1	A9	1 1*	1 1	1 1	1 1	1 1
		HUS 1	A9	1 1*	1 1	1 1	1 1	1 1
		HUL 1	T	1 1*				
		HUP 2S	T	2 2*				
		HUP 1	T	2 2*				
		HTK 1 HTK 1	T TR	2 1 3*				
		HTL 7 HTL 7	A9 T	1 1 2*				
		ZS2G 1	A9	1 1*				
		ZSG 4	A9	* *	1 1	1 1	1 1	1 1
		ZPG 2	A9	1 1*	1 1	1 1	1 1	1 1
		ZPG 1	A9	* *	1 1	1 1	1 1	1 1
		ZPG 2W	A9	* *	1 1	1 1	1 1	1 1
		Y/F8U 1	A9	3 3*				
		Y/F11F 1	A9	6 6*				
		Y/FJ 4	A9	1 1*				
		Y/F3H 2N	A9	1 1*				
		Y/F3D 1	A9	1 1*				
		Y/F4D 1	A9	7 7*				
		Y/F2H 2P	A9	1 1*				
		Y/A4D 2	A9	2 2*				
		Y/A4D 1	A9	1 1*				
		XA4D 1	T	1 1*				
		Y/FJ 4B	A9	1 1*				
		Y/A3D 1	A9	1 1*				
		Y/S2F 1	A9	1 1*				
		Y/PBM5S2	AR	1 1*				
		Y/T2V 1	A9	1 1*				
		Y/HSS 1	A9	1 1*				
		Y/HSL 1	AR	1 1*				

DECLASSIFIED

DECLASSIFIED

TOTAL PROGRAM & NON-PROGRAM AIRCRAFT

TABLE 2 LOCATION OF AIRCRAFT INVENTORY AND PLANNED OPERATING ASSIGNMENTS

BY COMMAND AND UNIT

R&D UNIT #	LOCATION	MODEL	INVENTORY STATUS	INVENTORY NO ON BOARD	PLANNED ASSIGNMENTS 30 JUN 1959	30 SEP 1959	31 DEC 1959	31 MAR 1960
		XHO3S 2	U	1 1*				
		Y/HR2S 1	A9	1 1*				
		YF8U 2	A9	5 5*				
		YF8U 1	A9	1 1*				
		YWF 2	A9	1 1*				
		YT2J 1	A9	5 5*				
		YTT 1	A9	1 1*				
		YHSS 1N YHSS 1N	AR A9	1 1 2*				
		YHUK 1	A9	1 1*				
		F9F 6K2	A9	1 1*				
		F9F 6K	A9	42 42*				
		F9F 6KX	AR	1 1*				
		F6F 5K	A9	26 26*				
		P4Y 2K	A9	6 6*				
PROGRAM OPERATING				197	177	171	171	171
OPERATIONAL POOL								
TOTAL PROGRAM				197				
NON PROGRAM (INCLUDING DRONES)				278				
TOTAL INVENTORY				475				
NAS R&D	ANACOSTIA	R5D 4R Y/S2F 1	A9 A9	1 1 2*				
CAA	ANCHORAGE	JRB 4	U	1 1*				
AMB	ATLANTIC CTY	F9F 8T	U	1 1*				
INM	BOSTON	F3H 2N F3D 2 F3D 2M F3D 1 F4D 1	TR T T U T	1 1 1 1 1 5*				
ONR	BOSTON	R4D 6R	T	1 1*				
NAOTS	CHINCOTEAGUE	SNB 5	A9	1 1*				
NASA	CLEVELAND	R4D 6	U	1 1*				
NLO	EDWARDS AFB	F8U 1 F11F 1 F8U 1D F8U 1KD A4D 1 R4D 5	T T T T T U	1 1 2 1 1 1 7*				
NPF	EL CENTRO	F3D 2 A4D 1 AD 5 P2V 4 R4D 6 F9F 8T	A9 A9 A9 A9 A9 A9	2 2 1 1 1 2 9*				
NAF R&D	CHINA LAKE	F8U 1 F9F 8 FJ 4 F3H 2N F3D 2 F3D 2T2 F3D 2T2 F4D 1 F9F 6D F9F 6D A4D 1 A3D 2 A3D 1 AD 5 P2V 4 P2V 3B R4D 6 R4D 5 JD 1D T 28BD Y/F8U 1 F9F 6K F6F 5K	A9 A9 A9 A9 A9 AR A9 A9 AR A9 A9 A9 A9 A9 A9 A9 A9 A9 A9 A9 A9 A9 A9	1 1 2 1 1 1 2 1 3 1 2 1 1 1 1 1 1 1 2 2 1 17 15 60*				
NASWF	KIRTLAND AFB	F3H 2N A4D 2 FJ 4B A3D 2 AD 5 P2V 5F R4D 8 F9F 8T Y/T2V 1	A9 A9 A9 A9 A9 A9 A9 A9 A9	3 1 1 1 1 1 1 1 1 11*				
NADC	JOHNSVILLE	F9F 8 F9F 6 F8U 1P F9F 8P A4D 2 A3D 1P P2V 7 P2V 7 P2V 5F WV 2 R4D 8 R4Y 1 T2V 1 HTL 7 Y/F4D 1 Y/HSS 1 F9F 6K2 F9F 6K F9F 6KX F6F 5K	T A9 A9 A9 A9 A9 AR A9 AR A9 A9 AR A9 A9 A9 A9 A9 A9 AR A9	1 1 1 1 1 1 1 1 1 1 1 1 1 1 1 1 1 3 1 1 22*				
NATFSI	LAKEHURST	F3H 2M FJ 4 F3D 2 F9F 8B AD 5	A9 A9 A9 A9 A9	1 1 1 1 1 5*				
NAS	LAKEHURST	ZS2G 1	A9	1 1*				
NASA	LANGLEY FLD	F11F 1 F9F 6 TV 2	U U U	1 1 2 4*				
NASA	MOFFETT FLD	F4D 1 R4D 6	U U	1 1 2*				
MINEDEFDEVU	PANAMA CITY	HSS 1 Y/HSL 1 Y/HR2S 1	A9 AR A9	2 1 1 4*				
NAMC	PHILADELPHIA	F3D 2M AD 5N T 34B	A9 A9 A9	1 1 1 3*				

DECLASSIFIED

[redacted]

DECLASSIFIED

TOTAL PROGRAM & NON-PROGRAM AIRCRAFT

TABLE 2 LOCATION OF AIRCRAFT INVENTORY AND PLANNED OPERATING ASSIGNMENTS

BY COMMAND AND UNIT

R&D UNIT	LOCATION	MODEL	INVENTORY STATUS	INVENTORY NO ON BOARD	PLANNED ASSIGNMENTS 30 JUN 1959	30 SEP 1959	31 DEC 1959	31 MAR 1960
NATC R&D	PTXNT RIVER	F8U 2	A9	4				
		F8U 1	A9	4				
		F11F 1	A9	4				
		F9F 8	A9	2				
		F9F 6	A9	2				
		FJ 3	A9	5				
		F2H 2	A9	2				
		F3H 2N	A9	4				
		F4D 1	A9	3				
		A4D 2	A9	1				
		A4D 1	A9	1				
		FJ 4B	A9	4				
		F9F 8B	AR	1				
		F9F 8B	A9	1				
		A3D 2	A9	4				
		A3D 1	A9	2				
		AD 5	A9	1				
		AD 5W	A9	1				
		S2F 1	A9	1				
		P2V 5F	A9	2				
		P2V 4	A9	1				
		WV 2	A9	2				
		R5D 2	A9	1				
		R4D 5	AR	1				
		R4D 5	A9	1				
		R4Y 1	A9	1				
		TF 1	A9	1				
		T2V 1	A9	3				
		F9F 8T	A9	2				
		SNB 5	A9	5				
		T 28B	A9	3				
		HSS 1	A9	1				
		HRS 3	A9	1				
		HUK 1	A9	1				
		Y/F8U 1	A9	2				
		Y/F11F 1	A9	6				
		Y/FJ 4	A9	1				
		Y/F3H 2N	A9	1				
		Y/F3D 1	A9	1				
		Y/F4D 1	A9	5				
		Y/F2H 2P	A9	1				
		Y/A4D 2	A9	2				
		Y/A4D 1	A9	1				
		Y/FJ 4B	A9	1				
		Y/PBM5S2	AR	1				
		YF8U 2	A9	5				
		YF8U 1	A9	1				
		YWF 2	A9	1				
		YT2J 1	A9	5				
		YTT 1	A9	1				
		YHSS 1N	AR	1				
		YHSS 1N	A9	1				
		YHUK 1	A9	1				
				112*				
USNMC R&D	POINT MUGU	F8U 1	T	1				
		F3H 2	A9	2				
		F3H 2	T	2				
		F3D 2M	A9	1				
		F8U 1P	A9	1				
		F8U 1D	T	1				
		F9F 6D	A9	6				
		FJ 3D	T	1				
		A4D 2	T	1				
		A4D 1	A9	1				
		A3D 2	T	1				
		A3D 1	A9	1				
		AD 5	A9	1				
		AD 5Q	A9	2				
		S2F 1	A9	3				
		P2V 6M	A9	1				
		P2V 5FD	A9	1				
		WV 2	A9	3				
		R3D 3	A9	1				
		R5D 2	A9	2				
		R4D 8	A9	1				
		R4D 5	A9	1				
		R4Y 1	A9	1				
		JD 1D	A9	1				
		TV 2D	T	3				
		TV 2KD	T	3				
		TV 2KD	TR	1				
		T 28BD	A9	4				
		HUS 1	A9	1				
		Y/A3D 1	A9	1				
		F9F 6K	A9	22				
		F6F 5K	A9	10				
		P4Y 2K	A9	6				
				88*				
NTDC	PRT WASHNGTN	SNB 5	A9	1				
				1*				
NATU	QUONSET PNT	A4D 1	A9	1				
		S2F 1	A9	1				
		P2V 5F	A9	1				
		HSS 1	A9	1				
				4*				
INSMAT	SCHENECTADY	HSS 1	T	1				
				1*				
NADU	SO WEYMOUTH	F3D 2M	A9	1				
		F4D 1	A9	2				
		P2V 5F	A9	1				
		WV 2	A9	3				
		WV 2E	A9	1				
		R4D 8	A9	1				
		SNB 5	A9	1				
		ZPG 2	A9	1				
		Y/F4D 1	A9	1				
				12*				
BUREAU OF AERONAUTICS REPRESENTATIVES								
BAR R&D	BALTIMORE	F11F 1	T	4				
		F2H 2	T	1				
		F3D 2	T	1				
		P6M 1	T	2				
		R4D 6	T	1				
				9*				
BAR R&D	BETHPAGE	F11F 1	T	2				
		F11F 1F	T	2				
		A3D 1	T	1				
		WF 2	T	7				
		S2F 3	T	1				
		S2F 1	T	2				
		TF 1	T	2				
		F9F 8T	T	1				
		F9F 8T	TR	2				
				20*				
BAR R&D	BLOOMFIELD	HOK 1	T	2				
		HOK 1	U	1				
		HTK 1	T	2				
		HTK 1	TR	1				
				6*				
BAR R&D	BUFFALO	F7U 3	TR	1				
		F3D 1	T	2				
		XHO3S 2	U	1				
				4*				
BAR R&D	COLUMBUS	FJ 4	T	1				
		FJ 4	TR	2				
		FJ 4B	T	1				
		A3J 1	T	4				
		AJ 1	T	1				
		T2J 1	T	5				
		TV 2	T	1				
		T 28B	TR	1				
				16*				
BAR R&D	DALLAS	F8U 2	T	1				
		F8U 1	T	5				
		F8U 3	T	2				
		F8U 3	TR	1				
		F9D 2M	T	1				
		F8U 1P	T	1				
		F7U 3P	T	1				
				12*				
BAR R&D	EST HARTFORD	HSS 2	T	1				
		HSS 1	T	6				
		HR2S 1	T	1				
				8*				
BAR R&D	EL SEGUNDO	F4D 1	T	2				
		A4D 2	T	1				
		A4D 2N	T	4				
		A3D 2P	T	4				
		A3D 2Q	T	4				
		A3D 2T	T	1				
		A3D 2	T	6				
		A3D 1	T	1				
		XA4D 1	T	1				
				24*				
BAR R&D	FORT WORTH	HSL 1	T	1				
		HUL 1	T	1				
		HTL 7	T	1				
				3*				
BAR R&D	KANSAS CITY	F3D 2	T	1				
		T2J 1	T	1				
				2*				
BARR R&D	LITCHFLD PRK	P2V 3W	T	1				
				1*				
BAR R&D	MORTON	HUP 2S	T	2				
		HUP 1	T	2				
				4*				
BAR R&D	ST LOUIS	F3H 2	T	1				
		F4H 1	T	5				
		F4H 1	TR	1				
				7*				
BAR R&D	WICHITA	T 34B	T	1				
				1*				
PROGRAM OPERATING				197	177	171	171	171

[redacted]

DECLASSIFIED

TOTAL PROGRAM & NON-PROGRAM AIRCRAFT

[redacted]

TABLE 2 **LOCATION OF AIRCRAFT INVENTORY AND PLANNED OPERATING ASSIGNMENTS**

BY COMMAND AND UNIT

BUAER UNIT	LOCATION	MODEL	INVENTORY STATUS	INVENTORY NO. ON BOARD	PLANNED ASSIGNMENTS 30 JUN 1959	30 SEP 1959	31 DEC 1959	31 MAR 1960
OVERHAUL & REPAIR ACTIVITIES								
O&R BUAER M&S	ALAMEDA	F8U 1	B	4				
		F11F 1	B	1				
		F11F 1	D1	1				
		F11F 1	G5	1				
		F11F 1	G6	1				
		F9F 6	NX	1				
		F9F 5	NX	1				
		FJ 4	D1	2				
		FJ 4	E6	1				
		FJ 3	B	1				
		FJ 3	DA	1				
		FJ 3	D1	2				
		FJ 3	E1	12				
		FJ 3	E6	7				
		FJ 3	Y	2				
		FJ 3M	E1	5				
		FJ 3M	E6	3				
		F9F 6D	Y	1				
		FJ 3D	D1	3				
		FJ 3D	E6	1				
		A4D 2	D1	1				
		A4D 2	G6	1				
		A4D 2	H7	2				
		A4D 1	B	1				
		A4D 1	E6	2				
		A4D 1	G7	4				
		A4D 1	HP	1				
		A4D 1	H7	3				
		FJ 4B	DA	1				
		FJ 4B	D1	2				
		FJ 4B	G6	2				
		FJ 4B	G9	2				
		FJ 4B	HO	1				
		AD 7	B	1				
		AD 7	DA	2				
		AD 7	D1	5				
		AD 7	E1	5				
		AD 7	E6	1				
		AD 7	H7	1				
		AD 6	E1	38				
		AD 6	E6	9				
		AD 6	H7	1				
		AD 5	E1	9				
		AD 5	E6	3				
		AD 5N	D1	1				
		AD 5N	E1	18				
		AD 5N	E6	1				
		AD 5N	H7	2				
		AD 5Q	E1	2				
		AD 5Q	H7	1				
		AD 5QX	D4	4				
		AD 5W	DA	1				
		AD 5W	D1	1				
		AD 5W	E1	5				
		AD 5W	G7	5				
		AD 5W	H7	1				
		S2F 1	R	3				
		P2V 7	DA	3				
		P2V 7	D1	15				
		P2V 7	E1	4				
		P2V 7	E6	1				
		P2V 7	H5	1				
		P2V 6	E1	6				
		P2V 6M	E1	3				
		P2V 6M	G8	1				
		P2V 6M	H8	2				
		P2V 6TX	G8	1				
		P2V 5F	B	2				
		P2V 5F	B1	5				
		P2V 5F	D1	22				
		P2V 5F	E1	3				
		P2V 5F	G9	5				
		P2V 5FX	G8	1				
		P2V 5FDX	D4	1				
		P2V 5JF	H8	1				
		R4D 5	OX	1				
		UF 1	EJ	1				
		TV 2	NX	2				
		TV 2	S4	1				
		SNB 5	NX	1				
		HRS 3	B	1				
		HRS 3	EJ	1				
		HRS 3	EN	1				
		HUS 1	B	1				
				278*				
O&R BUAER M&S	CHERRY POINT	F3H 2M	E6	1				
		F3H 2M	NX	25				
		FJ 4	Y	1				
		FJ 3	B	1				
		FJ 3	D1	7				
		FJ 3	E1	15				
		FJ 3	E6	6				
		FJ 3	NX	2				
		FJ 3M	D1	5				
		FJ 3M	E1	22				
		FJ 3M	E6	3				
		F2H 4	E1	5				
		F2H 4	P4	3				
		F2H 3	D1	3				
		F2H 3	E1	3				
		F2H 3	P4	2				
		F3H 2	D1	3				
		F3H 2X	D4	3				
		F3H 2X	G4	5				
		F3H 2N	E1	2				
		F3H 2N	E6	3				
		F9F 8P	G6	1				
		FJ 3D	B	1				
		FJ 3D	D1	3				
		FJ 3D2X	D4	12				
		AD 6	P4	2				
		OE 2	B	1				
		OE 2	D1	1				
		OE 1	B	2				
		OE 1	D1	1				
		OE 1	E6	1				
		OE 1	MW	1				
		R4Q 2	D3	4				
		R4Q 1	D1	1				
				151*				
O&R BUAER M&S	CRPS CHRISTI	F9F 5	OX	1				
		F9F 2	R	4				
		F9F 8B	OX	1				
		HO3S 1	S3	1				
				7*				
O&R BUAER M&S	JACKSONVILLE	FJ 3	NX	4				
		F4D 1	D1	3				
		F4D 1	E6	1				
		F6F 5	OX	1				
		A3D 2	D1	3				
		A3D 2	H7	1				
		A3D 1	B	1				
		A3D 1	D1	3				
		AD 6	F6	1				
		S2F 1	B	2				
		S2F 1	D1	1				
		R4D 5	B	1				
		TV 2	D1	1				
		SNB 5	NX	2				
		SNB 5P	EN	1				
		HSS 1	B	1				
		HSS 1	D1	13				
		HSS 1	E1	4				
		HSS 1	E6	1				
		HSL 1	HP	1				
		HOK 1	C	2				
		HOK 1	D1	9				
		HOK 1	E1	1				
		HO4S 3	D1	1				
		HO4S 3	E6	1				
		HRS 3	D1	7				
		HRS 3	E1	2				
		HUS 1	D1	1				
		HUS 1A	D1	2				
		HUL 1	C	1				
		HUL 1	D1	2				
		HUL 1	E1	1				
		HUP 2	B	3				
		HUP 2	B1	4				
		HUP 2	D1	7				
		HUP 2	E1	1				
		HTL 7	E6	1				
		HTL 6	B	1				
		HTL 6	D1	1				
		HTL 6	E1	12				
		HTL 6	E6	1				
		HTL 5	NX	1				
		HTL 4	RD	2				
				110*				
O&R BUAER M&S	LAKEHURST	SNB 5	NX	1				
		ZS2G 1	MW	4				
		ZS2G 1	MX	1				
		ZS2G 1	MZ	4				
		ZSG 4	E6	1				
		ZSG 4	MX	3				
		ZSG 3	SM	1				
		ZPG 2	D1	1				
		ZPG 1	D1	1				
				17*				

[redacted]

[redacted]

TOTAL PROGRAM & NON-PROGRAM AIRCRAFT

DECLASSIFIED

TABLE 2 LOCATION OF AIRCRAFT INVENTORY AND PLANNED OPERATING ASSIGNMENTS

BY COMMAND AND UNIT

BUAER UNIT	LOCATION	MODEL	INVENTORY STATUS	INVENTORY NO. ON BOARD	PLANNED ASSIGNMENTS 30 JUN 1959	30 SEP 1959	31 DEC 1959	31 MAR 1960
O&R BUAER M&S	NORFOLK	F8U 1	DA	1				
		F8U 1	D1	6				
		F8U 1	G5	1				
		F11F 1	B5	1				
		F11F 1	D1	2				
		F11F 1	MX	1				
		F11F 1	MY	16				
		F11F 1	Y	1				
		F9F 8	B	2				
		F9F 8	E6	1				
		F9F 8	G7	3				
		F9F 8	MW	11				
		F9F 8	MX	13				
		F9F 8	NX	5				
		F9F 7	MW	12				
		F4D 1	EN	1				
		F9F 8P	B	2				
		F9F 8P	D1	1				
		F9F 8P	E1	8				
		F9F 8P	G6	1				
		F9F 8P	MW	7				
		F9F 8P	MX	3				
		F9F 6D	G5	1				
		F9F 6D	H5	1				
		F9F 6D	NX	2				
		F9F 5KD	MW	2				
		F9F 8B	B	4				
		F9F 8B	D1	15				
		F9F 8B	MX	30				
		AJ 2P	MX	1				
		AJ 2P	NX	1				
		AJ 2	P4	1				
		S2F 1	EN	1				
		S2F 1	R	2				
		P2V 7	R	1				
		P5M 2	H5	1				
		P5M 2	R	3				
		P5M 1	C	1				
		P5M 1	DA	1				
		P5M 1	G6	1				
		R5D 5	B	1				
		R5D 5X	D2	3				
		R5D 3	B	2				
		R5D 3	D3	6				
		R5D 2	B	1				
		R5D 2	D3	2				
		R5D 2	G5	1				
		R5D 4R	D3	2				
		R5D 4R	E3	1				
		R5D 4R	G5	1				
		R5D 3Z	C	1				
		R5D 2Z	D3	1				
		JD 1	B	1				
		JD 1	D1	1				
		JD 1	E1	10				
		JD 1	E6	1				
		JD 1	NX	2				
		JD 1D	D1	1				
		JD 1D	E1	1				
		TV 2	NX	1				
		F9F 8T	C	4				
		F9F 8T	E6	2				
		SNJ 5	R	44				
		HSL 1	S3	16				
		HR2S 1	MX	1				
		HUP 3	MW	48				
		HUP 3	NX	1				
		HTL 5	NX	1				
		HTL 5	P4	2				
		HTL 4	MW	2				
		F9F 6K2X	D4	2				
		F9F 6K	B	9				
		F9F 6K	C	14				
		F9F 6K	G5	1				
		F9F 6K	G7	2				
		F9F 6KX	DD	1				
		F9F 6KX	D4	46				
		F9F 6KX	E4	58				
		F9F 6KX	E9	5				
		F9F 6KX	G8	2				
		F9F 6KX	MW	56				
		F6F 5K	B1	1				
				526*				

BUAER UNIT	LOCATION	MODEL	INVENTORY STATUS	INVENTORY NO ON BOARD	PLANNED ASSIGNMENTS 30 JUN 1959	30 SEP 1959	31 DEC 1959	31 MAR 1960
O&R BUAER M&S	PENSACOLA	AD 5N	EN	1				
		S2F 2	B	8				
		S2F 2	D1	1				
		S2F 2	E1	9				
		S2F 2	E6	2				
		S2F 2	G5	2				
		S2F 1	B	11				
		S2F 1	DA	4				
		S2F 1	D1	31				
		S2F 1	E1	21				
		S2F 1	E6	5				
		S2F 1T	B	1				
		S2F 1T	D1	4				
		S2F 1TX	E1	2				
		TF 1	DA	1				
		TF 1	E1	2				
		UF 1	B	1				
		UF 1	D1	2				
		UF 1	E1	3				
		UF 1T	D1	1				
		UF 1T	E1	1				
		T2V 1	D1	1				
		T2V 1	G7	1				
		T2V 1	Y	1				
		JRB 6	E1	1				
		SNB 5	B	4				
		SNB 5	DA	2				
		SNB 5	D1	13				
		SNB 5	E1	17				
		SNB 5	E6	4				
		SNB 5	NX	12				
		SNB 5P	B	2				
		SNB 5P	E1	2				
		SNB 5P	NX	2				
		T 34B	G7	5				
		T 34B	H7	13				
		T 34B	MW	155				
		T 34B	MX	24				
		T 34B	MZ	19				
		T 28B	B	7				
		T 28B	DA	2				
		T 28B	D1	24				
		T 28B	E1	17				
		T 28B	E6	1				
		T 28C	D1	8				
		T 28C	E1	19				
		T 28C	E6	3				
		T 28C	NX	16				
		T 28C	OX	1				
		SNJ 5	S4	1				
		T 28BD	D1	1				
		HO4S 3	EN	1				
		HTL 5	NX	1				
				493*				
O&R BUAER M&S	QUONSET PNT	F3D 2T2	NX	8				
		A4D 2	B	1				
		A4D 2	DA	1				
		A4D 2	E6	3				
		A4D 1	D1	1				
		A4D 1	E1	1				
		A4D 1	E6	2				
		AD 7	D1	1				
		AD 7	E1	1				
		AD 6	B	2				
		AD 6	DA	2				
		AD 6	D1	22				
		AD 6	E1	24				
		AD 6	E6	5				
		AD 6	WF	1				
		AD 5	B	2				
		AD 5	D1	16				
		AD 5	E1	3				
		AD 5N	B	1				
		AD 5N	DA	2				
		AD 5N	D1	2				
		AD 5N	E1	13				
		AD 5N	E6	5				
		AD 5N	NX	1				
		AD 5W	B	1				
		AD 5W	DA	3				
		AD 5W	D1	6				
		AD 5W	E1	2				
		AD 5W	E6	2				
		S2F 1	EN	1				
		P2V 7	G5	1				
		P2V 5F	E6	1				
		UC 1	E1	1				
				138*				

[redacted]

DECLASSIFIED

TABLE 2 LOCATION OF AIRCRAFT INVENTORY AND PLANNED OPERATING ASSIGNMENTS

BY COMMAND AND UNIT

BUAER UNIT	LOCATION	MODEL	INVENTORY STATUS	INVENTORY NO ON BOARD	PLANNED ASSIGNMENTS 30 JUN 1959	30 SEP 1959	31 DEC 1959	31 MAR 1960
O&R BUAER M&S	SAN DIEGO	F8U 1	DA	2				
		F8U 1	D1	2				
		F8U 1	G6	9				
		F8U 1	G7	2				
		F3H 2M	DA	1				
		F3H 2M	NY	3				
		F2H 4	G6	2				
		F2H 4	Y	3				
		F2H 3	C	1				
		F2H 3	DA	4				
		F2H 3	D1	1				
		F2H 3	E1	8				
		F2H 3	E6	2				
		F2H 3	Y	1				
		F3H 2	D1	2				
		F3H 2	E6	1				
		F3H 2	G6	1				
		F3H 2	G7	2				
		F3H 2X	D4	1				
		F3H 2X	E4	1				
		F3H 2X	G4	1				
		F3H 2X	G8	1				
		F3H 2X	H8	1				
		F3D 2T2	E1	3				
		F3D 2T2	E6	1				
		F3D 2T2	P4	2				
		F3D 2Q	E1	1				
		F3D 2Q	P4	1				
		F4D 1	D1	2				
		F4D 1	G6	4				
		F4D 1	G9	2				
		F4D 1	HO	1				
		F8U 1P	E6	1				
		F8U 1P	G7	1				
		F8U 1P	Y	1				
		FJ 3D2	B	2				
		F9F 2KD	NX	1				
		FJ 4B	B	1				
		F9F 8B	EN	1				
		AD 5	B	1				
		AD 5W	B	1				
		S2F 1	B	2				
		S2F 1	D1	2				
		S2F 1	EJ	4				
		S2F 1	F1	1				
		P5M 2	DA	1				
		P5M 2	D1	5				
		P5M 2	EJ	1				
		P5M 1	B	2				
		P5M 1	D1	2				
		P5M 1	NY	4				
		P5M 1	Y	1				
		OE 2	EJ	1				
		R4D 8	B	1				
		TF 1	B	1				
		UF 1	EN	2				
		JD 1	EJ	1				
		JD 1	EN	1				
		TV 2	B	2				
		TV 2	D1	9				
		TV 2	E1	27				
		TV 2	E6	3				
		TV 2	G6	1				
		TV 2	G7	6				
		TV 2	NX	3				
		TV 2	P4	1				
		TV 2D	E1	1				
		TV 2D	E6	1				
		TV 2D	NX	1				
		SNB 5	EJ	5				
		SNB 5	EN	3				
		SNB 5	NY	1				
		SNB 5P	EN	1				
		T 28B	B	2				
		T 28B	F1	1				
		HSS 1	DA	3				
		HSS 1	D1	4				
		HSS 1	E1	5				
		HOK 1	EJ	1				
		HO4S 3	D1	1				
		HRS 3	B	1				
		HRS 3	D1	4				
		HRS 3	E6	7				
		HUS 1	D1	1				
		HUL 1	B	1				
		HUL 1	EJ	1				
		HUP 2	B	1				
		HUP 2	DA	3				
		HUP 2	D1	2				
		YF2Y 1	MY	1				
		P4Y 2K	B	3				
		P4Y 2K	G7	4				
				222*				
AVCO MFG CORP								
AVCO	NASHVILLE	R4D 8	B	2				
		R4D 8	D1	10				
		R4D 6	D1	6				
		R4D 5	D1	2				
		R4D 5	E1	2				
		R4D 7	B	1				
				23*				

BUAER UNIT	LOCATION	MODEL	INVENTORY STATUS	INVENTORY NO. ON BOARD	PLANNED ASSIGNMENTS 30 JUN 1959	30 SEP 1959	31 DEC 1959	31 MAR 1960
BUREAU OF AERONAUTICS REPRESENTATIVES								
BAR M&S	BALTIMORE	P6M 2	V	3				
		WV 2Q	G4	5				
		P5M 2	B	1				
		P5M 2	D1	20				
		P5M 2	Q1	1				
		P5M 1	B	1				
		P5M 1	D1	8				
		YP6M 1	V	4				
				43*				
BAR M&S	BETHPAGE	F9F 8B	G5	1				
		WF 2	G5	2				
		WF 2	H5	1				
		S2F 1	C	1				
		S2F 1	V	2				
		UF 2	B	1				
		UF 2	G4	2				
		UF 2	R	5				
		UF 2X	G4	2				
		UF 1	G4	4				
		F9F 8T	V	6				
				27*				
BARR M&S	BLOOMFIELD	HOK 1	D2	1				
		HU2K 1	V	1				
		HUK 1	B	1				
				3*				
BAR M&S	BURBANK	P2V 7	B	1				
		P2V 7	G5	9				
		P2V 5F	B	2				
		P2V 5F	G5	26				
		R7V 2	MY	1				
		T2V 1	G5	1				
				40*				
BAR M&S	COLUMBUS	FJ 4	S2	1				
		R4Y 1	D3	3				
		R4Y 1Z	D3	1				
		T2J 1	B	12				
		T2J 1	G5	1				
				18*				
BAR M&S	DALLAS	F8U 2	B	5				
		F8U 1	B	7				
		F8U 1	G5	32				
		F8U 1P	B	3				
		F8U 1P	G5	9				
		F8U 1D	G5	1				
		TT 1	G5	1				
				58*				
BAR M&S	EL SEGUNDO	A4D 2	B	5				
		A4D 2	G5	1				
		A4D 2N	V	3				
		A3D 2P	V	2				
		A3D 2Q	V	2				
		A3D 2	B	4				
		A3D 2	G5	1				
				18*				
BAR M&S	EST HARTFORD	HSS 2	V	1				
		HR2S 1W	G5	1				
		HR2S 1	V	2				
		HUS 1	V	4				
				8*				
BAR M&S	ONTARIO	WV 2Q	D9	2				
		WV 2Q	H4	1				
		P2V 5	G4	1				
				4*				
BAR M&S	SAN DIEGO	A3D 2Q	G5	1				
				1*				
BAR M&S	ST LOUIS	F3H 2	B	1				
		F3H 2N	G5	1				
				2*				
MISCELLANEOUS BUAER ACTIVITIES								
POOL BUAER M&S	ANACOSTIA	AD 6	Q1	1				
				1*				
POOL BUAER M&S	KEY WEST	JD 1	Y	1				
				1*				
POOL BUAER M&S	MEMPHIS	T 28B	HO	1				
				1*				
POOL BUAER M&S	OCEANA	F9F 8	EN	1				
				1*				
POOL BUAER M&S	SO WEYMOUTH	ZPG 2	EN	1				
		ZPG 2W	MX	1				
				2*				

DECLASSIFIED

[redacted]

TOTAL PROGRAM & NON-PROGRAM AIRCRAFT

TABLE 2 LOCATION OF AIRCRAFT INVENTORY AND PLANNED OPERATING ASSIGNMENTS

BY COMMAND AND UNIT

BUAER UNIT	LOCATION	MODEL	INVENTORY STATUS	INVENTORY NO. ON BOARD	PLANNED ASSIGNMENTS 30 JUN 1959	30 SEP 1959	31 DEC 1959	31 MAR 1960
ACFT ON LOAN BUAER M&S								
AIR TRANS CARR		R4D 5R	U	1				
				1*				
ATOM ENER COMM		R4D 6R	U	1				
				1*				
BLATZ AIRLINES		R4D 6R	U	1				
				1*				
CAL AIR CHARTR		R4D 5R	U	1				
				1*				
CAL CEN AIRLNE		R4D 6R	U	1				
				1*				
CEN AIRLNE INC		R4D 6R	U	2				
		R4D 5R	U	1				
				3*				
DEPT OF INT		R4D 6Q	U	1				
				1*				
DEPT OF JUSTCE		R4D 5	U	2				
				2*				
FED AVN AGENCY		R4D 5	U	1				
		R4D 6R	U	15				
		R4D 5R	U	1				
		R4D 6Z	U	3				
		R4D 5Z	U	1				
		R4D 6Q	U	1				
		R4D 5Q	U	1				
		R4D 6S	U	9				
				32*				
GEN ELEC CO		XF4D 1	U	1				
				1*				
LAKE CEN AIRLN		R4D 6R	U	1				
		R4D 5R	U	1				
				2*				
NO CEN AIRLNS		R4D 6R	U	2				
				2*				
OZARK AIR INC		R4D 5R	U	3				
				3*				
PIEDMONT AVN		R4D 5R	U	3				
				3*				
S W AIRWAYS CO		R4D 5R	U	1				
				1*				
TRANS TEX AIRW		R4D 5R	U	2				
				2*				
U S ARMY		R4D 6R	U	1				
		SNB 5	U	1				
		R4D 6Q	U	4				
		R4D 5Q	U	1				
		R4D 5S	U	1				
				8*				
U S CG		R5D 4R	U	1				
				1*				

BUAER UNIT	LOCATION	MODEL	INVENTORY STATUS	INVENTORY NO. ON BOARD	PLANNED ASSIGNMENTS 30 JUN 1959	30 SEP 1959	31 DEC 1959	31 MAR 1960
STORAGE FACILITIES								
STORAGE FACLTY	LITCHFLD PRK	F9F 8	MX	53				
		F9F 7	MX	35				
		F9F 6	MX	124				
		F9F 5	MX	268				
		F9F 5	MY	1				
		F9F 5	P4	32				
		F9F 5	WB	5				
		F3H 2M	MX	17				
		F3H 2M	MY	2				
		FJ 3	MX	44				
		FJ 3M	MX	5				
		F2H 4	MX	4				
		F2H 4	P4	5				
		F2H 3	MX	1				
		F2H 3	P4	2				
		F3D 2T2	MX	1				
		F4D 1	C	1				
		F4D 1	G5	2				
		F9F 8P	MX	21				
		F9F 6D	MX	5				
		F9F 2KD	MX	1				
		F9F 2KD	P4	2				
		F9F 8B	MX	39				
		AD 6	MX	61				
		AD 6	MY	2				
		AD 6	P4	4				
		AD 6	WB	5				
		AD 5	F1	1				
		AD 5	MX	34				
		AD 5N	MX	10				
		AD 5W	MX	49				
		AJ 2P	MX	2				
		AJ 2P	P4	1				
		AJ 2	MX	32				
		AJ 2	P4	2				
		P2V 6	MX	3				
		P2V 6M	MX	5				
		P2V 4	MX	17				
		P2V 3	MX	17				
		P2V 3B	MX	5				
		P2V 3W	MX	4				
		P2V 2	MX	32				
		P2V 2	S4	1				
		WV 2	MX	10				
		R4Q 1	MX	22				
		R4Q 1	MY	1				
		R4D 5	MX	1				
		R4D 5R	MX	2				
		R4D 6Z	MX	3				
		UF 1	MX	9				
		JD 1	MX	16				
		JD 1X	EM	1				
		JD 1X	MX	10				
		JD 1D	MX	1				
		TV 2	MX	194				
		TV 2	P4	15				
		TV 2D	MX	2				
		TV 2KD	MX	4				
		JRB 6	MX	38				
		SNB 5	MX	138				
		SNB 5	P4	2				
		SNB 5P	MX	1				
		T 28B	F1	1				
		T 28B	MX	36				
		T 28C	MX	19				
		SNJ 5	R	1				
		R4D 6Q	WB	2				
		R4D 5Q	MX	2				
		R4D 5Q	WB	1				
		R4D 6S	MX	8				
		R4D 5S	MX	9				
		HTL 5	MX	6				
		HTL 5	P4	2				
		P4Y 2K	MY	2				
		P4Y 2K	R	5				
				1521*				
NON OPERATIONAL SUPPORT				1417				
RESERVE STOCK				1897				
TOTAL PROGRAM				3314				
NON PROGRAM (INCLUDING DRONES)				466				
TOTAL INVENTORY				3780				

[redacted]

DECLASSIFIED

TABLE 3 PROGRAM AIRCRAFT

PROGRAM INVENTORY BY STATUS AND PLANNED OPERATING ASSIGNMENTS

BY COMMAND, CLASS AND MODEL

CLASS AND MODEL	COMMAND	TOTAL	BUAER (M & S)		OPERATING COMMANDS				PLANNED ASSIGNMENTS			
					OPERATIONAL POOL							
						NOT READY FOR ISSUE						
			NON OPERATIONAL SUPPORT	RESERVE STOCK	READY FOR ISSUE	UNDG. INT. REWK AIRLINE & PROG. MAINT.	OTHER	ON BOARD OPERATING INV.	30 JUN 1959	30 SEP 1959	31 DEC 1959	31 MAR 1960
	LANT	2283			20	75	66	2122	2002	1970	1962	1934
	PAC	2688			114	113	125	2336	2441	2428	2395	2397
	NABS	486					4	482	462	471	464	455
	NATRA	1717			5	25	11	1676	1595	1580	1580	1580
	NART	884			4	8	9	863	845	837	813	781
	R&D	197						197	177	171	171	171
	BUAER	3314	1417	1897								
		11569	1417	1897	143	221	215	7676	7522	7457	7385	7318
FIGHTER JET	LANT	577			2	28	23	524	458	449	449	424
	PAC	816			54	63	35	664	746	729	685	661
	NATRA	181			3	10		168	122	122	122	122
	NART	282			4	2	1	275	243	236	209	184
	R&D	70						70	56	56	56	56
	BUAER	1022	322	700								
		2948	322	700	63	103	59	1701	1625	1592	1521	1447
FIGHTER PROP	LANT	2						2				
	PAC	2			2							
	BUAER	1		1								
		5		1	2			2				
ATTACK JET	LANT	400				28	12	360	362	352	359	365
	PAC	478			21	32	19	406	433	466	491	521
	NATRA	146					2	144	137	137	137	137
	NART	39						39	34	48	48	48
	R&D	29						29	20	17	17	17
	BUAER	154	84	70								
		1246	84	70	21	60	33	978	986	1020	1052	1088
ATTACK PROP	LANT	222			8	1	13	200	178	174	174	171
	PAC	288			10		6	272	246	224	208	207
	NABS	19					1	18	19	17	16	14
	NATRA	45					2	43	39	38	38	38
	NART	62						62	69	61	61	61
	R&D	10						10	14	12	11	11
	BUAER	441	248	193								
		1087	248	193	18	1	22	605	565	526	508	502
ANTI SUBMARINE	LANT	134				8	2	124	125	125	125	125
	PAC	82			3	2	5	72	80	80	80	80
	NATRA	93				3	2	88	85	85	85	85
	NART	167				6	4	157	174	171	169	169
	R&D	5						5	7	7	7	7
	BUAER	118	118									
		599	118		3	19	13	446	471	468	466	466
PATROL	LANT	207				1	4	202	197	197	193	189
	PAC	194			3	2	5	184	187	186	185	182
	NATRA	34						34	30	29	29	29
	NART	97					2	95	95	95	100	98
	R&D	14						14	14	12	12	12
	BUAER	248	161	87								
		794	161	87	3	3	11	529	523	519	519	510
WARNING	LANT	56			3	4	2	47	43	43	43	43
	PAC	52				6		46	43	43	43	43
	NATRA	6						6	6	6	6	6
	R&D	10						10	9	9	9	9
	BUAER	10		10								
		134		10	3	10	2	109	101	101	101	101
OBSERVATION	LANT	15			2		1	12	12	12	12	12
	PAC	27					3	24	24	24	24	24
	BUAER	8	7	1								
		50	7	1	2		4	36	36	36	36	36
TRANSPORT	LANT	180			1	4	4	171	157	153	152	151
	PAC	150			3	8	8	131	139	139	135	132
	NABS	54					1	53	57	57	57	57
	NATRA	16					1	15	18	15	15	15
	NART	58						58	58	56	58	59
	R&D	19						19	17	17	17	17
	BUAER	90	59	31								
		567	59	31	4	12	14	447	446	437	434	431
UTILITY	LANT	43						43	35	34	34	34
	PAC	60			1		5	54	38	36	35	34
	NABS	19						19	19	19	19	19
	NATRA	3						3	2	2	2	2
	R&D	3						3	4	4	4	4
	BUAER	78	40	38								
		206	40	38	1		5	122	98	95	94	93

[redacted]

DECLASSIFIED

TABLE 3

PROGRAM AIRCRAFT

PROGRAM INVENTORY BY STATUS AND PLANNED OPERATING ASSIGNMENTS

BY COMMAND, CLASS AND MODEL

CLASS AND MODEL	COMMAND	TOTAL	BUAER (M & S)		OPERATING COMMANDS				PLANNED ASSIGNMENTS			
					OPERATIONAL POOL							
						NOT READY FOR ISSUE						
			NON OPERATIONAL SUPPORT	RESERVE STOCK	READY FOR ISSUE	UNDG. INT. REWK AIRLINE & PROG. MAINT.	OTHER	ON BOARD OPERATING INV	30 JUN 1959	30 SEP 1959	31 DEC 1959	31 MAR 1960
TRAINING JET	LANT	100					1	99	98	100	94	92
	PAC	131			9		1	121	126	125	133	133
	NABS	54					2	52	64	65	68	73
	NATRA	286			2	12		272	227	227	227	227
	NART	60					1	59	60	57	57	51
	R&D	9						9	8	8	8	8
	BUAER	288	81	207								
		928	81	207	11	12	5	612	583	582	587	584
TRAINING PROP	LANT	92			3			89	87	81	81	81
	PAC	91			2		5	84	77	74	71	69
	NABS	277						277	239	250	241	231
	NATRA	813					3	810	837	827	827	827
	NART	60						60	50	50	49	49
	R&D	18						18	15	13	13	13
	BUAER	646	161	485								
		1997	161	485	5		8	1338	1305	1295	1282	1270
ROTARY WING	LANT	243			1		2	240	240	239	233	234
	PAC	317			6		33	278	302	302	305	311
	NABS	63						63	64	63	63	61
	NATRA	90					1	89	92	92	92	92
	NART	58					1	57	60	61	60	60
	R&D	8						8	9	12	13	13
	BUAER	193	132	61								
		972	132	61	7		37	735	767	769	766	771
AIRSHIPS	LANT	12				1	2	9	10	11	13	13
	NATRA	4						4				
	NART	1						1	2	2	2	2
	R&D	2						2	4	4	4	4
	BUAER	17	4	13								
		36	4	13		1	2	16	16	17	19	19
		11569	1417	1897	143	221	215	7676	7522	7457	7385	7318
FIGHTER JET												
VF DAY	LANT	249			1	9	3	236	204	194	208	187
	PAC	365			20	25	18	302	335	324	293	277
	NATRA	121				10		111	76	76	76	76
	NART	242			4	2	1	235	199	183	158	133
	R&D	28						28	25	25	25	25
	BUAER	828	184	644								
		1833	184	644	25	46	22	912	839	802	760	698
VF AW	LANT	262			1	18	19	224	202	200	184	181
	PAC	372			32	38	12	290	335	331	315	305
	NATRA	50			2			48	42	42	42	42
	NART	37						37	30	32	32	35
	R&D	29						29	20	20	20	20
	BUAER	98	84	14								
		848	84	14	35	56	31	628	629	625	593	583
VF P	LANT	44					1	43	33	34	37	37
	PAC	54			2			52	52	52	54	56
	NATRA	10			1			9	4	4	4	4
	NART	3						3	14	21	19	16
	R&D	3						3	4	4	4	4
	BUAER	59	28	31								
		173	28	31	3		1	110	107	115	118	117
VF D	LANT	17				1		16	15	17	17	17
	PAC	18					3	15	19	17	18	18
	R&D	10						10	7	7	7	7
	BUAER	33	26	7								
		78	26	7		1	3	41	41	41	42	42
VF KD	LANT	5						5	4	4	3	2
	PAC	7					2	5	5	5	5	5
	BUAER	4		4								
		16		4			2	10	9	9	8	7
		2948	322	700	63	103	59	1701	1625	1592	1521	1447

[redacted]

DECLASSIFIED

[redacted]

TABLE 3

PROGRAM AIRCRAFT

PROGRAM INVENTORY BY STATUS AND PLANNED OPERATING ASSIGNMENTS

BY COMMAND, CLASS AND MODEL

CLASS AND MODEL	COMMAND	TOTAL	BUAER (M & S)		OPERATING COMMANDS				PLANNED ASSIGNMENTS			
					OPERATIONAL POOL							
						NOT READY FOR ISSUE						
			NON OPERATIONAL SUPPORT	RESERVE STOCK	READY FOR ISSUE	UNDG. INT. REWK AIRLINE & PROG. MAINT.	OTHER	ON BOARD OPERATING INV.	30 JUN 1959	30 SEP 1959	31 DEC 1959	31 MAR 1960
FIGHTER PROP												
VF DAY	LANT	2						2				
	PAC	2			2							
	BUAER	1		1								
		5		1	2			2				
		5		1	2			2				
ATTACK JET												
VA DAY	LANT	331				22	8	301	297	282	284	286
	PAC	419			20	26	15	358	376	402	414	429
	NATRA	146					2	144	137	137	137	137
	NART	39						39	34	48	48	48
	R&D	18						18	17	14	14	14
	BUAER	133	63	70								
		1086	63	70	20	48	25	860	861	883	897	914
VA AW	LANT											1
	R&D										1	1
											1	2
VA P	LANT									4	7	12
	PAC									5	9	12
	R&D	1						1				
	BUAER	2	2									
		3	2					1		9	16	24
VA Q	LANT	1						1	1	2	3	8
	PAC	1						1	2	1	4	9
	BUAER	3	3									
		5	3					2	3	3	7	17
VA HT	LANT									1	4	4
	PAC									1	4	4
										2	8	8
VA H	LANT	68				6	4	58	64	63	61	54
	PAC	58			1	6	4	47	55	57	60	67
	R&D	10						10	3	3	2	2
	BUAER	13	13									
		149	13		1	12	8	115	122	123	123	123
VA SM	BUAER	3	3									
		3	3									
		1246	84	70	21	60	33	978	986	1020	1052	1088
ATTACK PROP												
VA DAY	LANT	135			7		12	116	96	96	96	96
	PAC	169			6		4	159	146	127	125	126
	NABS	19					1	18	19	17	16	14
	NATRA	37					2	35	31	30	30	30
	NART	54						54	49	54	59	61
	R&D	6						6	8	8	7	7
	BUAER	253	156	97								
		673	156	97	13		19	388	349	332	333	334
VA AW	LANT	30						30	25	25	25	24
	PAC	50					1	49	34	35	19	19
	NATRA	8						8	8	8	8	8
	NART	8						8	20	7	2	
	R&D	3						3	4	2	2	2
	BUAER	64	53	11								
		163	53	11			1	98	91	77	56	53
VA W	LANT	47			1		1	45	48	48	48	48
	PAC	52					1	51	53	54	59	59
	R&D	1						1	2	2	2	2
	BUAER	80	31	49								
		180	31	49	1		2	97	103	104	109	109
VA P	LANT	7						7	6	2		
	PAC	8						8	9	4		
	BUAER	4		4								
		19		4				15	15	6		

[redacted]

[redacted]

DECLASSIFIED

TABLE 3

PROGRAM AIRCRAFT

PROGRAM INVENTORY BY STATUS AND PLANNED OPERATING ASSIGNMENTS

BY COMMAND, CLASS AND MODEL

CLASS AND MODEL	COMMAND	TOTAL	BUAER (M & S)		OPERATING COMMANDS				PLANNED ASSIGNMENTS			
					OPERATIONAL POOL							
						NOT READY FOR ISSUE						
			NON OPERATIONAL SUPPORT	RESERVE STOCK	READY FOR ISSUE	UNDG. INT. REWK AIRLINE & PROG. MAINT.	OTHER	ON BOARD OPERATING INV.	30 JUN 1959	30 SEP 1959	31 DEC 1959	31 MAR 1960
VA Q	LANT	3				1		2	3	3	5	3
	PAC	5						5	4	4	5	3
	BUAER	8	8									
		16	8			1		7	7	7	10	6
VA H	PAC	4			4							
	BUAER	32		32								
		36		32	4							
		1087	248	193	18	1	22	605	565	526	508	502
ANTI SUBMARINE												
VS	LANT	134				8	2	124	125	125	125	125
	PAC	82			3	2	5	72	80	80	80	80
	NATRA	93				3	2	88	85	85	85	85
	NART	167				6	4	157	174	171	169	169
	R&D	5						5	7	7	7	7
	BUAER	118	118									
		599	118		3	19	13	446	471	468	466	466
		599	118		3	19	13	446	471	468	466	466
PATROL												
VP L	LANT	154				1		153	148	148	144	140
	PAC	119			1		5	113	115	114	113	110
	NATRA	27						27	20	20	20	20
	NART	97					2	95	95	95	100	98
	R&D	14						14	14	12	12	12
	BUAER	198	115	83								
		609	115	83	1	1	7	402	392	389	389	380
VP S	LANT	53					4	49	49	49	49	49
	PAC	75			2	2		71	72	72	72	72
	NATRA	7						7	10	9	9	9
	BUAER	50	46	4								
		185	46	4	2	2	4	127	131	130	130	130
		794	161	87	3	3	11	529	523	519	519	510
WARNING												
VW WEA	LANT	7			1			6	6	6	6	6
		7			1			6	6	6	6	6
VW AEW	LANT	49			2	4	2	41	37	37	37	37
	PAC	52				6		46	43	43	43	43
	NATRA	6						6	6	6	6	6
	R&D	10						10	9	9	9	9
	BUAER	10		10								
		127		10	2	10	2	103	95	95	95	95
		134		10	3	10	2	109	101	101	101	101
OBSERVATION												
VO	LANT	15			2		1	12	12	12	12	12
	PAC	27					3	24	24	24	24	24
	BUAER	8	7	1								
		50	7	1	2		4	36	36	36	36	36
		50	7	1	2		4	36	36	36	36	36
TRANSPORT												
VR H	LANT	30				1	2	27	28	27	27	27
	PAC	60				2	5	53	60	60	60	61
	NABS	8					1	7	10	10	10	10
	NATRA	5					1	4	6	6	6	6
	NART	34						34	35	35	38	40
	R&D	5						5	4	4	4	4
	BUAER	23	22	1								
		165	22	1		3	9	130	143	142	145	148

[redacted]

DECLASSIFIED

[redacted]

TABLE 3

PROGRAM AIRCRAFT

PROGRAM INVENTORY BY STATUS AND PLANNED OPERATING ASSIGNMENTS

BY COMMAND, CLASS AND MODEL

CLASS AND MODEL	COMMAND	TOTAL	BUAER (M & S)		OPERATING COMMANDS				PLANNED ASSIGNMENTS			
					OPERATIONAL POOL							
						NOT READY FOR ISSUE						
			NON OPERATIONAL SUPPORT	RESERVE STOCK	READY FOR ISSUE	UNDG. INT. REWK AIRLINE & PROG. MAINT.	OTHER	ON BOARD OPERATING INV.	30 JUN 1959	30 SEP 1959	31 DEC 1959	31 MAR 1960
VR M	LANT	113			1		2	110	99	96	96	96
	PAC	54			3	1	3	47	48	48	47	47
	NABS	45						45	46	46	46	46
	NATRA	11						11	12	9	9	9
	NART	24						24	23	21	20	19
	R&D	13						13	12	12	12	12
	BUAER	63	33	30								
		323	33	30	4	1	5	250	240	232	230	229
VR C	LANT	37				3		34	30	30	29	28
	PAC	36				5		31	31	31	28	24
	NABS	1						1	1	1	1	1
	R&D	1						1	1	1	1	1
	BUAER	4	4									
		79	4			8		67	63	63	59	54
		567	59	31	4	12	14	447	446	437	434	431
UTILITY												
VU SAR	LANT	23						23	23	23	23	23
	PAC	25			1		4	20	21	19	19	18
	NABS	19						19	19	19	19	19
	NATRA	3						3	2	2	2	2
	BUAER	30	21	9								
		100	21	9	1		4	65	65	63	63	62
VU TOW	LANT	20						20	12	11	11	11
	PAC	35					1	34	17	17	16	16
	R&D	3						3	4	4	4	4
	BUAER	48	19	29								
		106	19	29			1	57	33	32	31	31
		206	40	38	1		5	122	98	95	94	93
TRAINING JET												
VT	LANT	95					1	94	96	98	92	90
	PAC	126			9		1	116	122	121	129	129
	NABS	54					2	52	64	65	68	73
	NATRA	286			2	12		272	227	227	227	227
	NART	60					1	59	60	57	57	51
	R&D	9						9	8	8	8	8
	BUAER	279	79	200								
		909	79	200	11	12	5	602	577	576	581	578
VT D	LANT	4						4	2	2	2	2
	PAC	5						5	4	4	4	4
	BUAER	5	2	3								
		14	2	3				9	6	6	6	6
VT KD	LANT	1						1				
	BUAER	4		4								
		5		4				1				
		928	81	207	11	12	5	612	583	582	587	584
TRAINING PROP												
VT ME	LANT	77			3			74	74	68	68	68
	PAC	85			2		5	78	70	66	63	61
	NABS	193						193	192	203	204	194
	NATRA	155					1	154	178	178	178	178
	NART	58						58	48	48	47	47
	R&D	8						8	8	8	8	8
	BUAER	251	55	196								
		827	55	196	5		6	565	570	571	568	556
VT SE	LANT	12						12	11	11	11	11
	PAC	6						6	5	5	5	5
	NABS	83						83	46	46	36	36
	NATRA	654					2	652	655	645	645	645
	R&D	4						4	1	1	1	1
	BUAER	374	104	270								
		1133	104	270			2	757	718	708	698	698
VT E	NART	2						2	2	2	2	2
	BUAER	19		19								
		21		19				2	2	2	2	2

[redacted]

TABLE 3 PROGRAM AIRCRAFT

DECLASSIFIED

PROGRAM INVENTORY BY STATUS AND PLANNED OPERATING ASSIGNMENTS

BY COMMAND, CLASS AND MODEL

CLASS AND MODEL	COMMAND	TOTAL	BUAER (M & S)		OPERATING COMMANDS				PLANNED ASSIGNMENTS			
					OPERATIONAL POOL							
						NOT READY FOR ISSUE						
			NON OPERATIONAL SUPPORT	RESERVE STOCK	READY FOR ISSUE	UNDG. INT. REWK AIRLINE & PROG. MAINT.	OTHER	ON BOARD OPERATING INV.	30 JUN 1959	30 SEP 1959	31 DEC 1959	31 MAR 1960
VT NAV	NABS	1						1	1	1	1	1
	NATRA	4						4	4	4	4	4
	BUAER	1	1									
		6	1					5	5	5	5	5
VT D	LANT	3						3	2	2	2	2
	PAC								2	3	3	3
	R&D	6						6	6	4	4	4
	BUAER	1	1									
		10	1					9	10	9	9	9
		1997	161	485	5		8	1338	1305	1295	1282	1270
ROTARY WING												
HS	LANT	89			1			88	87	87	87	87
	PAC	59						59	56	56	56	56
	NART	33					1	32	35	35	35	35
	R&D	4						4	6	9	10	10
	BUAER	33	33									
		218	33		1		1	183	184	187	188	188
HO	LANT	15						15	14	14	14	14
	PAC	30			1		5	24	30	30	30	30
	NABS	13						13	14	14	13	13
	NATRA	26					1	25	28	18	18	18
	BUAER	18	18									
		102	18		1		6	77	86	76	75	75
HR	LANT	45					2	43	40	38	37	37
	PAC	72			4		15	53	69	62	56	58
	NABS	14						14	14	11	12	12
	NATRA	7						7				
	NART	2						2	2	1		
	R&D	1						1	1	1	1	1
	BUAER	28	27	1								
		169	27	1	4		17	120	126	113	106	108
HU	LANT	86						86	90	91	95	96
	PAC	155			1		13	141	145	152	163	167
	NABS	36						36	36	38	38	36
	NATRA	16						16	25	35	35	35
	NART	22						22	23	25	25	25
	R&D	2						2	2	2	2	2
	BUAER	87	38	49								
		404	38	49	1		13	303	321	343	358	361
HT	LANT	8						8	9	9		
	PAC	1						1	2	2		
	NATRA	41						41	39	39	39	39
	NART	1						1				
	R&D	1						1				
	BUAER	27	16	11								
		79	16	11				52	50	50	39	39
		972	132	61	7		37	735	767	769	766	771
AIRSHIPS												
ZP	LANT	8				1	2	5	6	6	6	6
	NATRA	4						4				
	NART	1						1	2	2	2	2
	R&D	2						2	3	3	3	3
	BUAER	16	4	12								
		31	4	12		1	2	12	11	11	11	11
ZW	LANT	4						4	4	5	7	7
	R&D								1	1	1	1
	BUAER	1		1								
		5		1				4	5	6	8	8
		36	4	13		1	2	16	16	17	19	19

DECLASSIFIED

CONFIDENTIAL

TABLE 3

PROGRAM AIRCRAFT

PROGRAM INVENTORY BY STATUS AND PLANNED OPERATING ASSIGNMENTS

BY COMMAND, CLASS AND MODEL

CLASS AND MODEL	COMMAND	TOTAL	BUAER (M & S)		OPERATING COMMANDS				PLANNED ASSIGNMENTS			
					OPERATIONAL POOL							
						NOT READY FOR ISSUE						
			NON OPERATIONAL SUPPORT	RESERVE STOCK	READY FOR ISSUE	UNDG. INT. REWK AIRLINE & PROG. MAINT.	OTHER	ON BOARD OPERATING INV.	30 JUN 1959	30 SEP 1959	31 DEC 1959	31 MAR 1960
FIGHTER JET												
VF DAY												
F8U 2	LANT	14						14	13	26	43	57
	PAC	6						6	8	25	39	51
	R&D	4						4				
	BUAER	5	5									
		29	5					24	21	51	82	108
F8U 1	LANT	126				7		119	114	117	117	113
	PAC	169			1	16	3	149	169	171	174	169
	R&D	5						5	5	5	5	5
	BUAER	66	66									
		366	66		1	23	3	273	288	293	296	287
F11F 1	LANT	21					1	20	17	17	17	17
	PAC	60			13	1	2	44	56	42	14	14
	NATRA	48				10		38	26	26	26	26
	R&D	4						4	4	4	4	4
	BUAER	25	8	17								
		158	8	17	13	11	3	106	103	89	61	61
F9F 8	LANT	19					1	18				
	PAC	7					1	6				
	NATRA	46						46	50	50	50	50
	R&D	3						3	4	4	4	4
	BUAER	89	7	82								
		164	7	82			2	73	54	54	54	54
F9F 7	BUAER	47		47								
		47		47								
F9F 6	NART	123						123	96	71	32	
	R&D	3						3				
	BUAER	125		125								
		251		125				126	96	71	32	
F9F 5	NATRA	27						27				
	NART	11						11				
	BUAER	271		271								
		309		271				38				
F3H 2M	PAC	14				1		13	14	14	14	14
	R&D	1						1	2	2	2	2
	BUAER	49	2	47								
		64	2	47		1		14	16	16	16	16
FJ 4	PAC	108			6	7	12	83	88	72	52	29
	NART								7	16	30	39
	R&D	3						3	4	4	4	4
	BUAER	4	4									
		115	4		6	7	12	86	99	92	86	72
FJ 3	LANT	18						18	2			
	NART	74			2	1	1	70	64	64	64	62
	R&D	5						5	5	5	5	5
	BUAER	104	54	50								
		201	54	50	2	1	1	93	71	69	69	67
FJ 3M	LANT	51			1	2	1	47	58	34	31	
	PAC	1						1				
	NART	34			2	1		31	32	32	32	32
	R&D								1	1	1	1
	BUAER	43	38	5								
		129	38	5	3	3	1	79	91	67	64	33
		1833	184	644	25	46	22	912	839	802	760	698
VF AW												
F2H 4	LANT	25						25	25	25	16	16
	PAC	4						4	5	5		
	NATRA	12						12	20	20	20	20
	NART	13						13	9	16	22	35
	BUAER	14	10	4								
		68	10	4				54	59	66	58	71

CONFIDENTIAL

DECLASSIFIED

TABLE 3 PROGRAM AIRCRAFT

PROGRAM INVENTORY BY STATUS AND PLANNED OPERATING ASSIGNMENTS

BY COMMAND, CLASS AND MODEL

CLASS AND MODEL	COMMAND	TOTAL	BUAER (M & S)		OPERATING COMMANDS				PLANNED ASSIGNMENTS			
					OPERATIONAL POOL							
						NOT READY FOR ISSUE						
			NON OPERATIONAL SUPPORT	RESERVE STOCK	READY FOR ISSUE	UNDG. INT. REWK AIRLINE & PROG. MAINT.	OTHER	ON BOARD OPERATING INV.	30 JUN 1959	30 SEP 1959	31 DEC 1959	31 MAR 1960
F2H 3	PAC	11			1		3	7				
	NATRA	38			2			36	22	22	22	22
	NART	24						24	21	16	10	
	BUAER	24	23	1								
		97	23	1	3		3	67	43	38	32	22
F3H 2	LANT	72				5	17	50	59	59	59	59
	PAC	108			9	17	3	79	92	110	126	129
	R&D	5						5	4	4	4	4
	BUAER	10	10									
		195	10		9	22	20	134	155	173	189	192
F3H 2X	BUAER	13	13									
		13	13									
F3H 2N	LANT	21				8		13				
	PAC	34			4	5		25	32	24	13	6
	R&D	8						8	4	4	4	4
	BUAER	6	6									
		69	6		4	13		46	36	28	17	10
F3D 2	LANT	1						1				
	PAC	1						1				
	R&D	4						4	4	4	4	4
		6						6	4	4	4	4
F3D 2T2	LANT	19						19	14	14	14	14
	PAC	13						13	17	17	17	13
	R&D	3						3				
	BUAER	13	4	9								
		48	4	9				35	31	31	31	27
F3D 2Q	LANT	9						9	9	9	8	7
	PAC	18					1	17	18	18	16	14
	BUAER	1	1									
		28	1				1	26	27	27	24	21
F3D 2M	R&D	3						3				
		3						3				
F4D 1	LANT	115			1	5	2	107	95	93	87	85
	PAC	183			18	16	5	144	171	157	143	143
	R&D	6						6	8	8	8	8
	BUAER	17	17									
		321	17		19	21	7	257	274	258	238	236
		848	84	14	35	56	31	628	629	625	593	583
VF P												
F8U 1P	LANT	22						22	22	30	33	33
	PAC	29						29	30	42	54	56
	R&D	2						2	2	2	2	2
	BUAER	15	15									
		68	15					53	54	74	89	91
F9F 8P	LANT	22					1	21	11	4	4	4
	PAC	25			2			23	22	10		
	NATRA	3						3	4	4	4	4
	NART	3						3	14	21	19	16
	R&D	1						1	2	2	2	2
	BUAER	44	13	31								
		98	13	31	2		1	51	53	41	29	26
F9F 6P	NATRA	7			1			6				
		7			1			6				
		173	28	31	3		1	110	107	115	118	117
VF D												
F8U 1D	BUAER	1	1									
		1	1									
F9F 6D	LANT	1						1				
	PAC	6						6	4			
	R&D	10						10	5	5	5	5
	BUAER	10	3	7								
		27	3	7				17	9	5	5	5

DECLASSIFIED

CONFIDENTIAL

TABLE 3 PROGRAM AIRCRAFT

PROGRAM INVENTORY BY STATUS AND PLANNED OPERATING ASSIGNMENTS

BY COMMAND, CLASS AND MODEL

CLASS AND MODEL		COMMAND	TOTAL	BUAER (M & S)		OPERATING COMMANDS				PLANNED ASSIGNMENTS			
						OPERATIONAL POOL							
							NOT READY FOR ISSUE						
				NON OPERATIONAL SUPPORT	RESERVE STOCK	READY FOR ISSUE	UNDG. INT. REWK AIRLINE & PROG. MAINT.	OTHER	ON BOARD OPERATING INV.	30 JUN 1959	30 SEP 1959	31 DEC 1959	31 MAR 1960
	FJ 3D	LANT	7						7	6	6	6	6
		PAC	11					3	8	6	6	6	6
		R&D								2	2	2	2
		BUAER	8	8									
			26	8				3	15	14	14	14	14
	FJ 3D2	LANT	9				1		8	9	11	11	11
		PAC	1						1	9	11	12	12
		BUAER	2	2									
			12	2			1		9	18	22	23	23
	FJ 3D2X	BUAER	12	12									
			12	12									
			78	26	7		1	3	41	41	41	42	42
VF KD													
	F8U 1KD	PAC										2	4
												2	4
	F9F 5KD	LANT	5						5	4	4	3	2
		PAC	6					1	5	5	5	3	1
		BUAER	2		2								
			13		2			1	10	9	9	6	3
	F9F 2KD	PAC	1					1					
		BUAER	2		2								
			3		2			1					
			16		4			2	10	9	9	8	7
FIGHTER PROP													
VF DAY													
	F6F 5	LANT	2						2				
		PAC	2			2							
		BUAER	1		1								
			5		1	2			2				
			5		1	2			2				
ATTACK JET													
VA DAY													
	A4D 2	LANT	255				18	3	234	222	239	232	220
		PAC	181			16	2	6	157	164	184	171	174
		R&D	3						3	4	4	4	4
		BUAER	15	15									
			454	15		16	20	9	394	390	427	407	398
	A4D 2N	LANT									5	16	28
		PAC									8	35	64
		BUAER	3	3									
			3	3							13	51	92
	A4D 1	LANT	40				4		36	38	35	33	35
		PAC	67				5	3	59	53	52	51	41
		R&D	7						7	5	5	5	5
		BUAER	15	15									
			129	15			9	3	102	96	92	89	81
	FJ 4B	PAC	171			4	19	6	142	159	158	157	150
		R&D	5						5	2	2	2	2
		BUAER	9	9									
			185	9		4	19	6	147	161	160	159	152
	F9F 8B	LANT	36					5	31	37	3	3	3
		NATRA	146					2	144	137	137	137	137
		NART	39						39	34	48	48	48
		R&D	3						3	6	3	3	3
		BUAER	91	21	70								
			315	21	70			7	217	214	191	191	191
			1086	63	70	20	48	25	860	861	883	897	914

CONFIDENTIAL

[redacted]

DECLASSIFIED

TABLE 3

PROGRAM AIRCRAFT

PROGRAM INVENTORY BY STATUS AND PLANNED OPERATING ASSIGNMENTS

BY COMMAND, CLASS AND MODEL

CLASS AND MODEL		COMMAND	TOTAL	BUAER (M & S)		OPERATING COMMANDS				PLANNED ASSIGNMENTS			
						OPERATIONAL POOL							
							NOT READY FOR ISSUE						
				NON OPERATIONAL SUPPORT	RESERVE STOCK	READY FOR ISSUE	UNDG. INT. REWK AIRLINE & PROG. MAINT.	OTHER	ON BOARD OPERATING INV.	30 JUN 1959	30 SEP 1959	31 DEC 1959	31 MAR 1960
VA AW													
	A3J 1	LANT											1
		R&D										1	1
												1	2
												1	2
VA P													
	A3D 2P	LANT									4	7	12
		PAC									5	9	12
		BUAER	2	2									
			2	2							9	16	24
	A3D 1P	R&D	1						1				
			1						1				
			3	2					1		9	16	24
VA Q													
	A3D 2Q	LANT									1	3	7
		PAC										3	7
		BUAER	3	3									
			3	3							1	6	14
	A3D 1Q	LANT	1						1	1	1		1
		PAC	1						1	2	1	1	2
			2						2	3	2	1	3
			5	3					2	3	3	7	17
VA HT													
	A3D 2T	LANT									1	4	4
		PAC									1	4	4
											2	8	8
											2	8	8
VA H													
	A3D 2	LANT	43				5	2	36	45	44	43	36
		PAC	58			1	6	4	47	55	57	60	67
		R&D	6						6	2	2	1	1
		BUAER	9	9									
			116	9		1	11	6	89	102	103	104	104
	A3D 1	LANT	25				1	2	22	19	19	18	18
		R&D	4						4	1	1	1	1
		BUAER	4	4									
			33	4			1	2	26	20	20	19	19
			149	13		1	12	8	115	122	123	123	123
VA SM													
	P6M 2	BUAER	3	3									
			3	3									
			3	3									

[redacted]

DECLASSIFIED [redacted]

TABLE 3 PROGRAM AIRCRAFT

PROGRAM INVENTORY BY STATUS AND PLANNED OPERATING ASSIGNMENTS

BY COMMAND, CLASS AND MODEL

CLASS AND MODEL		COMMAND	TOTAL	BUAER (M & S)		OPERATING COMMANDS				PLANNED ASSIGNMENTS			
						OPERATIONAL POOL							
							NOT READY FOR ISSUE						
				NON OPERATIONAL SUPPORT	RESERVE STOCK	READY FOR ISSUE	UNDG. INT. REWK AIRLINE & PROG. MAINT.	OTHER	ON BOARD OPERATING INV.	30 JUN 1959	30 SEP 1959	31 DEC 1959	31 MAR 1960
ATTACK PROP													
VA DAY													
	AD 7	PAC	39						39	38	39	41	42
		R&D								2	2	2	2
		BUAER	17	17									
			56	17					39	40	41	43	44
	AD 6	LANT	120			7		12	101	84	84	84	84
		PAC	113			6		4	103	92	72	68	68
		NABS	7						7	7	7	8	9
		NATRA	31					2	29	24	24	24	24
		NART	13						13				
		R&D								2	2	2	2
		BUAER	167	104	63								
			451	104	63	13		18	253	209	189	186	187
	AD 5	LANT	14						14	12	12	12	12
		PAC	17						17	16	16	16	16
		NABS	10						10	9	8	7	5
		NATRA	6						6	7	6	6	6
		NART	41						41	49	54	59	61
		R&D	6						6	4	4	3	3
		BUAER	69	35	34								
			163	35	34				94	97	100	103	103
	AD 4B	LANT	1						1				
		NABS	2					1	1	3	2	1	
			3					1	2	3	2	1	
			673	156	97	13		19	388	349	332	333	334
VA AW													
	AD 5N	LANT	10						10	9	9	9	9
		PAC	24					1	23	16	17	2	2
		NATRA	8						8	8	8	8	8
		NART	8						8	20	7	2	
		R&D	1						1	2	1	1	1
		BUAER	57	46	11								
			108	46	11			1	50	55	42	22	20
	AD 5Q	LANT	18						18	15	15	15	15
		PAC	24						24	16	16	16	16
		R&D	2						2	2	1	1	1
		BUAER	3	3									
			47	3					44	33	32	32	32
	AD 5QX	BUAER	4	4									
			4	4									
	TF 1Q	LANT	2						2	1	1	1	
		PAC	2						2	2	2	1	1
			4						4	3	3	2	1
			163	53	11			1	98	91	77	56	53
VA W													
	WF 2	LANT									3	8	10
		PAC									4	11	16
		BUAER	3	3									
			3	3							7	19	26
	AD 5W	LANT	47			1		1	45	48	45	40	38
		PAC	52					1	51	53	50	48	43
		R&D	1						1	2	2	2	2
		BUAER	77	28	49								
			177	28	49	1		2	97	103	97	90	83
			180	31	49	1		2	97	103	104	109	109

[redacted]

DECLASSIFIED

TABLE 3

PROGRAM AIRCRAFT

PROGRAM INVENTORY BY STATUS AND PLANNED OPERATING ASSIGNMENTS

BY COMMAND, CLASS AND MODEL

CLASS AND MODEL	COMMAND	TOTAL	BUAER (M & S)		OPERATING COMMANDS				PLANNED ASSIGNMENTS			
					OPERATIONAL POOL							
						NOT READY FOR ISSUE						
			NON OPERATIONAL SUPPORT	RESERVE STOCK	READY FOR ISSUE	UNDG. INT. REWK AIRLINE & PROG. MAINT.	OTHER	ON BOARD OPERATING INV	30 JUN 1959	30 SEP 1959	31 DEC 1959	31 MAR 1960
VA P												
AJ 2P	LANT	7						7	6	2		
	PAC	8						8	9	4		
	BUAER	4		4								
		19		4				15	15	6		
		19		4				15	15	6		
VA Q												
WV 2Q	LANT										2	3
	PAC										1	3
	BUAER	8	8									
		8	8								3	6
P4M 1Q	LANT	3				1		2	3	3	3	
	PAC	5						5	4	4	4	
		8				1		7	7	7	7	
		16	8			1		7	7	7	10	6
VA H												
AJ 2	PAC	4			4							
	BUAER	32		32								
		36		32	4							
		36		32	4							
ANTI SUBMARINE												
VS												
S2F 2	LANT	21						21	20	20	20	20
	PAC	12						12	14	14	14	14
	R&D								2	2	2	2
	BUAER	22	22									
		55	22					33	36	36	36	36
S2F 1	LANT	113				8	2	103	105	105	105	105
	PAC	70			3	2	5	60				
	NATRA	24						24				
	NART	167				6	4	157	174	171	169	169
	R&D	5						5	5	5	5	5
	BUAER	89	89									
		468	89		3	16	11	349	284	281	279	279
S2F 1T	NATRA	69				3	2	64	40	40	40	40
	BUAER	5	5									
		74	5			3	2	64	40	40	40	40
S2F 1TX	BUAER	2	2									
		2	2									
S2F 1 1T	PAC								66	66	66	66
	NATRA								45	45	45	45
									111	111	111	111
		599	118		3	19	13	446	471	468	466	466
PATROL												
VP L												
P2V 7	LANT	56				1		55	54	60	64	66
	PAC	45						45	48	48	48	48
	R&D	2						2	2	2	2	2
	BUAER	32	32									
		135	32			1		102	104	110	114	116
P2V 6	NART	13						13				
	BUAER	9	6	3								
		22	6	3				13				

DECLASSIFIED

TABLE 3

PROGRAM AIRCRAFT

PROGRAM INVENTORY BY STATUS AND PLANNED OPERATING ASSIGNMENTS

BY COMMAND, CLASS AND MODEL

CLASS AND MODEL	COMMAND	TOTAL	BUAER (M & S) NON OPERATIONAL SUPPORT	BUAER (M & S) RESERVE STOCK	OPERATING COMMANDS OPERATIONAL POOL READY FOR ISSUE	OPERATING COMMANDS NOT READY FOR ISSUE UNDG. INT. REWK AIRLINE & PROG. MAINT.	OPERATING COMMANDS NOT READY FOR ISSUE OTHER	OPERATING COMMANDS ON BOARD OPERATING INV	PLANNED ASSIGNMENTS 30 JUN 1959	PLANNED ASSIGNMENTS 30 SEP 1959	PLANNED ASSIGNMENTS 31 DEC 1959	PLANNED ASSIGNMENTS 31 MAR 1960
P2V 6F	NART	2						2				
		2						2				
P2V 6 6F	NART								15	15	15	13
									15	15	15	13
P2V 6M	NATRA	9						9				
	NART	2						2				
	R&D	1						1	1	1	1	1
	BUAER	11	6	5								
		23	6	5				12	1	1	1	1
P2V 6T	NATRA	1						1				
		1						1				
P2V 6TX	BUAER	1	1									
		1	1									
P2V 5	NART	5						5				
	BUAER	1	1									
		6	1					5				
P2V 5F	LANT	90						90	87	81	75	72
	PAC	68			1		5	62	60	60	60	60
	NART	50					1	49	57	59	65	66
	R&D	6						6	6	7	7	7
	BUAER	66	66									
		280	66		1		6	207	210	207	207	205
P2V 5FX	BUAER	1	1									
		1	1									
P2V 5FD	LANT	1						1	1	2	2	2
	PAC	1						1	1	1	2	2
	R&D	1						1	1	1	1	1
		3						3	3	4	5	5
P2V 5FDX	BUAER	1	1									
		1	1									
P2V 5JF	NART	3						3	3	1		
	BUAER	1	1									
		4	1					3	3	1		
P2V 4	NATRA								6	6	6	6
	NART	22					1	21	20	20	20	19
	R&D	3						3	2	1	1	1
	BUAER	17		17								
		42		17			1	24	28	27	27	26
P2V 3	NATRA	10						10	9	9	9	9
	R&D								1			
	BUAER	17		17								
		27		17				10	10	9	9	9
P2V 3B	LANT	7						7	6	5	3	
	PAC	5						5	6	5	3	
	R&D	1						1	1			
	BUAER	5		5								
		18		5				13	13	10	6	
P2V 3W	BUAER	4		4								
		4		4								
P2V 2	NATRA	7						7	5	5	5	5
	BUAER	32		32								
		39		32				7	5	5	5	5
		609	115	83	1	1	7	402	392	389	389	380
VP S												
P5M 2	LANT	22						22	24	24	24	24
	PAC	34				2		32	36	36	36	36
	BUAER	29	29									
		85	29			2		54	60	60	60	60
P5M 1	LANT	31					4	27	25	25	25	25
	PAC	41			2			39	36	36	36	36
	NATRA	7						7	10	9	9	9
	BUAER	21	17	4								
		100	17	4	2		4	73	71	70	70	70
		185	46	4	2	2	4	127	131	130	130	130

DECLASSIFIED

TABLE 3

PROGRAM AIRCRAFT

PROGRAM INVENTORY BY STATUS AND PLANNED OPERATING ASSIGNMENTS

BY COMMAND, CLASS AND MODEL

CLASS AND MODEL		COMMAND	TOTAL	BUAER (M & S)		OPERATING COMMANDS				PLANNED ASSIGNMENTS			
						OPERATIONAL POOL							
							NOT READY FOR ISSUE						
				NON OPERATIONAL SUPPORT	RESERVE STOCK	READY FOR ISSUE	UNDG. INT. REWK AIRLINE & PROG. MAINT.	OTHER	ON BOARD OPERATING INV.	30 JUN 1959	30 SEP 1959	31 DEC 1959	31 MAR 1960
WARNING													
VW WEA													
	WV 3	LANT	7			1			6	6	6	6	6
			7			1			6	6	6	6	6
			7			1			6	6	6	6	6
VW AEW													
	WV 2	LANT	49			2	4	2	41	37	37	37	37
		PAC	52				6		46	43	43	43	43
		NATRA	6						6	6	6	6	6
		R&D	9						9	9	9	9	9
		BUAER	10		10								
			126		10	2	10	2	102	95	95	95	95
	WV 2E	R&D	1						1				
			1						1				
			127		10	2	10	2	103	95	95	95	95
OBSERVATION													
VO													
	OE 2	LANT	7						7	5	5	5	5
		PAC	12						12	10	10	10	10
		BUAER	3	3									
			22	3					19	15	15	15	15
	OE 1	LANT	8			2		1	5	7	7	7	7
		PAC	15					3	12	14	14	14	14
		BUAER	5	4	1								
			28	4	1	2		4	17	21	21	21	21
			50	7	1	2		4	36	36	36	36	36
TRANSPORT													
VR H													
	R6D 1	LANT	3						3	2	2	2	2
		PAC	14						14	12	12	12	12
			17						17	14	14	14	14
	R7V 2	BUAER	1		1								
			1		1								
	R7V 1	LANT	6				1		5	5	5	5	5
		PAC	7				1		6	5	5	5	5
			13				2		11	10	10	10	10
	R5D 2 3	LANT								4	2	1	1
		PAC								35	35	33	31
		NABS								4	4	4	4
		NATRA								1	1	1	1
		NART								29	29	32	34
		R&D								3	3	3	3
										76	74	74	74
	R5D 5	LANT	8					1	7	10	11	12	12
		PAC										2	5
		NABS	1					1		2	2	2	2
		BUAER	1	1									
			10	1				2	7	12	13	16	19

DECLASSIFIED

CONFIDENTIAL

TABLE 3 PROGRAM AIRCRAFT

PROGRAM INVENTORY BY STATUS AND PLANNED OPERATING ASSIGNMENTS

BY COMMAND, CLASS AND MODEL

CLASS AND MODEL	COMMAND	TOTAL	BUAER (M & S)		OPERATING COMMANDS				PLANNED ASSIGNMENTS			
					OPERATIONAL POOL							
						NOT READY FOR ISSUE						
			NON OPERATIONAL SUPPORT	RESERVE STOCK	READY FOR ISSUE	UNDG. INT. REWK AIRLINE & PROG. MAINT.	OTHER	ON BOARD OPERATING INV.	30 JUN 1959	30 SEP 1959	31 DEC 1959	31 MAR 1960
R5D 5X	BUAER	3	3									
		3	3									
R5D 3	LANT	4						4				
	PAC	25				1	4	20				
	NABS	5						5	2	2	2	2
	NART	17						17				
	R&D	1						1				
	BUAER	8	8									
		60	8			1	4	47	2	2	2	2
R5D 2	LANT	1						1				
	PAC	8					1	7				
	NATRA	2						2	1	1	1	1
	NART	13						13				
	R&D	3						3				
	BUAER	4	4									
		31	4				1	26	1	1	1	1
R5D 5R	LANT	1						1	1	1	1	1
		1						1	1	1	1	1
R5D 4R	LANT	1					1		1	1	1	1
	PAC	1						1	3	3	3	3
	NABS	1						1	1	1	1	1
	NATRA	2					1	1	2	2	2	2
	NART	4						4	6	6	6	6
	R&D	1						1	1	1	1	1
	BUAER	4	4									
		14	4				2	8	14	14	14	14
R6D 1Z	LANT	4						4	4	4	4	4
	PAC	2						2	2	2	2	2
		6						6	6	6	6	6
R5D Z	LANT								1	1	1	1
	NABS								1	1	1	1
	NATRA								2	2	2	2
									4	4	4	4
R5D 5Z	PAC	1						1	1	1	1	1
		1						1	1	1	1	1
R5D 3Z	NABS	1						1				
	BUAER	1	1									
		2	1					1				
R5D 2Z	LANT	2						2				
	PAC	2						2	2	2	2	2
	BUAER	1	1									
		5	1					4	2	2	2	2
R5D 1Z	NATRA	1						1				
		1						1				
		165	22	1		3	9	130	143	142	145	148
VR M												
R4Q 2	LANT	41						41	32	32	32	32
	PAC	8						8	13	13	13	13
	BUAER	4	4									
		53	4					49	45	45	45	45
R4Q 1	PAC	7				1		6				
	NABS	2						2				
	BUAER	24	1	23								
		33	1	23		1		8				-
R4D 8	LANT	20					2	18	20	20	20	20
	PAC	17					1	16	15	15	15	15
	NABS	22						22	23	23	23	23
	NATRA	8						8	8	5	5	5
	NART	10						10	10	10	10	10
	R&D	4						4	4	4	4	4
	BUAER	13	13									
		94	13				3	78	80	77	77	77

CONFIDENTIAL

DECLASSIFIED

TABLE 3

PROGRAM AIRCRAFT

PROGRAM INVENTORY BY STATUS AND PLANNED OPERATING ASSIGNMENTS

BY COMMAND, CLASS AND MODEL

CLASS AND MODEL	COMMAND	TOTAL	BUAER (M & S)		OPERATING COMMANDS				PLANNED ASSIGNMENTS			
					OPERATIONAL POOL							
						NOT READY FOR ISSUE						
			NON OPERATIONAL SUPPORT	RESERVE STOCK	READY FOR ISSUE	UNDG. INT. REWK AIRLINE & PROG. MAINT.	OTHER	ON BOARD OPERATING INV.	30 JUN 1959	30 SEP 1959	31 DEC 1959	31 MAR 1960
R4D 5 6	LANT								26	24	24	24
	PAC								15	15	14	14
	NABS								8	8	8	8
	NART								11	9	8	7
	R&D								6	6	6	6
									66	62	60	59
R4D 6	LANT	18			1			17				
	PAC	11			2		1	8				
	NABS	4						4	3	3	3	3
	NATRA	1						1	1	1	1	1
	NART	7						7				
	R&D	2						2				
	BUAER	6	6									
		49	6		3		1	39	4	4	4	4
R4D 5	LANT	16						16				
	PAC	6						6				
	NABS	7						7	1	1	1	1
	NATRA								1	1	1	1
	NART	5						5				
	R&D	4						4				
	BUAER	7	5	2								
		45	5	2				38	2	2	2	2
R4D 6R	LANT	1						1	1	1	1	1
	NART	1						1	1	1	1	1
		2						2	2	2	2	2
R4D 5R	BUAER	2		2								
		2		2								
R4D 8Z	PAC	2			1		1		1	1	1	1
	NABS	1						1	1	1	1	1
		3			1		1	1	2	2	2	2
R4D 6Z	BUAER	3		3								
		3		3								
R4Y 1 2	R&D								2	2	2	2
									2	2	2	2
R4Y 2	NABS	2						2	2	2	2	2
		2						2	2	2	2	2
R4Y 1	LANT	17						17	20	19	19	19
	PAC	3						3	4	4	4	4
	NABS	7						7	7	7	7	7
	NATRA	2						2	2	2	2	2
	NART	1						1	1	1	1	1
	R&D	3						3				
	BUAER	3	3									
		36	3					33	34	33	33	33
R4Y 1Z	NABS								1	1	1	1
	BUAER	1	1									
		1	1						1	1	1	1
		323	33	30	4	1	5	250	240	232	230	229
VR C												
TF 1	LANT	37				3		34	30	30	29	28
	PAC	36				5		31	31	31	28	24
	NABS	1						1	1	1	1	1
	R&D	1						1	1	1	1	1
	BUAER	4	4									
		79	4			8		67	63	63	59	54
		79	4			8		67	63	63	59	54

DECLASSIFIED

CONFIDENTIAL

TABLE 3

PROGRAM AIRCRAFT

PROGRAM INVENTORY BY STATUS AND PLANNED OPERATING ASSIGNMENTS

BY COMMAND, CLASS AND MODEL

CLASS AND MODEL	COMMAND	TOTAL	BUAER (M & S)		OPERATING COMMANDS				PLANNED ASSIGNMENTS			
					OPERATIONAL POOL							
						NOT READY FOR ISSUE						
			NON OPERATIONAL SUPPORT	RESERVE STOCK	READY FOR ISSUE	UNDG. INT. REWK AIRLINE & PROG. MAINT.	OTHER	ON BOARD OPERATING INV.	30 JUN 1959	30 SEP 1959	31 DEC 1959	31 MAR 1960
UTILITY												
VU SAR												
UF 2	LANT	4						4	4	6	10	13
	PAC	2						2	6	10	12	14
	NABS	2						2	2	2	2	2
	BUAER	3	3									
		11	3					8	12	18	24	29
UF 2X	BUAER	2	2									
		2	2									
UF 1 1T	LANT								1	1	1	1
	PAC								15	9	7	4
	NATRA								2	2	2	2
									18	12	10	7
UF 1	LANT	13						13	12	10	6	3
	PAC	23			1		4	18				
	NABS	14						14	17	17	17	17
	NATRA	3						3				
	BUAER	22	13	9								
		75	13	9	1		4	48	29	27	23	20
UF 1T	NABS	3						3				
	BUAER	2	2									
		5	2					3				
UC 1	LANT	6						6	6	6	6	6
	BUAER	1	1									
		7	1					6	6	6	6	6
		100	21	9	1		4	65	65	63	63	62
VU TOW												
JD 1	LANT	14						14	9	8	8	8
	PAC	29					1	28	14	14	14	14
	R&D								1	1	1	1
	BUAER	34	16	18								
		77	16	18			1	42	24	23	23	23
JD 1X	BUAER	11	1	10								
		11	1	10								
JD 1D	LANT	6						6	3	3	3	3
	PAC	6						6	3	3	2	2
	R&D	3						3	3	3	3	3
	BUAER	3	2	1								
		18	2	1				15	9	9	8	8
		106	19	29			1	57	33	32	31	31
TRAINING JET												
VT												
T2J 1	NATRA	6						6	18	18	18	18
	R&D								1	1	1	1
	BUAER	13	13									
		19	13					6	19	19	19	19
T2V 1	NABS									8	8	8
	NATRA	135				12		123	80	80	80	80
	R&D	4						4	6	6	6	6
	BUAER	4	4									
		143	4			12		127	86	94	94	94

CONFIDENTIAL

DECLASSIFIED

TABLE 3 PROGRAM AIRCRAFT

PROGRAM INVENTORY BY STATUS AND PLANNED OPERATING ASSIGNMENTS

BY COMMAND, CLASS AND MODEL

CLASS AND MODEL	COMMAND	TOTAL	BUAER (M & S) NON OPERATIONAL SUPPORT	BUAER (M & S) RESERVE STOCK	OPERATING COMMANDS OPERATIONAL POOL READY FOR ISSUE	OPERATING COMMANDS NOT READY FOR ISSUE UNDG. INT. REWK AIRLINE & PROG. MAINT.	OPERATING COMMANDS NOT READY FOR ISSUE OTHER	OPERATING COMMANDS ON BOARD OPERATING INV	PLANNED ASSIGNMENTS 30 JUN 1959	PLANNED ASSIGNMENTS 30 SEP 1959	PLANNED ASSIGNMENTS 31 DEC 1959	PLANNED ASSIGNMENTS 31 MAR 1960
TV 2	LANT	45					1	44	43	32	24	22
	PAC	55			1		1	53	53	34	34	34
	NABS	54					2	52	64	57	60	65
	NATRA	16			2			14				
	NART	47					1	46	45	42	42	36
	R&D								1	1	1	1
	BUAER	249	49	200								
		466	49	200	3		5	209	206	166	161	158
TT 1	NATRA	10						10	10	10	10	10
	BUAER	1	1									
		11	1					10	10	10	10	10
F9F 8T	LANT	50						50	53	66	68	68
	PAC	71			8			63	69	87	95	95
	NATRA	119						119	119	119	119	119
	NART	13						13	15	15	15	15
	R&D	5						5				
	BUAER	12	12									
		270	12		8			250	256	287	297	297
		909	79	200	11	12	5	602	577	576	581	578
VT D												
TV 2D	LANT	4						4	2	2	2	2
	PAC	5						5	4	4	4	4
	BUAER	5	2	3								
		14	2	3				9	6	6	6	6
		14	2	3				9	6	6	6	6
VT KD												
TV 2KD	LANT	1						1				
	BUAER	4		4								
		5		4				1				
		5		4				1				
TRAINING PROP												
VT ME												
JRB 6	NABS	34						34	31	25	18	13
	BUAER	39	1	38								
		73	1	38				34	31	25	18	13
SNB 5	LANT	75			3			72	72	66	66	66
	PAC	77			2		3	72	63	59	57	56
	NABS	150						150	154	172	180	175
	NATRA	144					1	143	167	167	167	167
	NART	55						55	44	44	43	43
	R&D	8						8	8	8	8	8
	BUAER	203	48	155								
		712	48	155	5		4	500	508	516	521	515
SNB 4	NABS	2						2				
		2						2				
SNB 5P	LANT	2						2	2	2	2	2
	PAC	8					2	6	7	7	6	5
	NABS	7						7	7	6	6	6
	NATRA	11						11	11	11	11	11
	NART	3						3	4	4	4	4
	BUAER	9	6	3								
		40	6	3			2	29	31	30	29	28
		827	55	196	5		6	565	570	571	568	556

DECLASSIFIED

TABLE 3

PROGRAM AIRCRAFT

PROGRAM INVENTORY BY STATUS AND PLANNED OPERATING ASSIGNMENTS

BY COMMAND, CLASS AND MODEL

CLASS AND MODEL	COMMAND	TOTAL	BUAER (M & S) NON OPERATIONAL SUPPORT	BUAER (M & S) RESERVE STOCK	OPERATING COMMANDS OPERATIONAL POOL READY FOR ISSUE	OPERATING COMMANDS OPERATIONAL POOL NOT READY FOR ISSUE UNDG. INT. REWK AIRLINE & PROG. MAINT.	OPERATING COMMANDS OPERATIONAL POOL NOT READY FOR ISSUE OTHER	OPERATING COMMANDS ON BOARD OPERATING INV.	PLANNED ASSIGNMENTS 30 JUN 1959	PLANNED ASSIGNMENTS 30 SEP 1959	PLANNED ASSIGNMENTS 31 DEC 1959	PLANNED ASSIGNMENTS 31 MAR 1960
VT SE												
T 34B	LANT	1						1	1	1	1	1
	NABS	10						10	9	9		
	NATRA	174						174	203	193	193	193
	R&D	1						1				
	BUAER	216	18	198								
		402	18	198				186	213	203	194	194
T 28B	LANT	11						11	10	10	10	10
	PAC	6						6	5	5	5	5
	NABS	37						37	37	37	36	36
	NATRA	274						274	277	277	277	277
	R&D	3						3	1	1	1	1
	BUAER	92	56	36								
		423	56	36				331	330	330	329	329
T 28C	NATRA	206					2	204	175	175	175	175
	BUAER	66	30	36								
		272	30	36			2	204	175	175	175	175
N3N 3	NABS	36						36				
		36						36				
		1133	104	270			2	757	718	708	698	698
VT E												
R4D 5Q	BUAER	2		2								
		2		2								
R4D 5S6S	NART								2	2	2	2
									2	2	2	2
R4D 6S	NART	1						1				
	BUAER	8		8								
		9		8				1				
R4D 5S	NART	1						1				
	BUAER	9		9								
		10		9				1				
		21		19				2	2	2	2	2
VT NAV												
R4D 7	NABS	1						1	1	1	1	1
	NATRA	4						4	4	4	4	4
	BUAER	1	1									
		6	1					5	5	5	5	5
		6	1					5	5	5	5	5
VT D												
T 28BD	LANT	3						3	2	2	2	2
	PAC								2	3	3	3
	R&D	6						6	6	4	4	4
	BUAER	1	1									
		10	1					9	10	9	9	9
		10	1					9	10	9	9	9
ROTARY WING												
HS												
HSS 2	BUAER	1	1									
		1	1									
HSS 1	LANT	67			1			66	65	68	68	60
	PAC	41						41	42	42	42	38
	NART	33					1	32	35	35	35	35
	R&D	4						4	6	8	8	8
	BUAER	31	31									
		176	31		1		1	143	148	153	153	141

DECLASSIFIED

TABLE 3

PROGRAM AIRCRAFT

PROGRAM INVENTORY BY STATUS AND PLANNED OPERATING ASSIGNMENTS

BY COMMAND, CLASS AND MODEL

CLASS AND MODEL	COMMAND	TOTAL	BUAER (M & S)		OPERATING COMMANDS				PLANNED ASSIGNMENTS			
					OPERATIONAL POOL							
						NOT READY FOR ISSUE						
			NON OPERATIONAL SUPPORT	RESERVE STOCK	READY FOR ISSUE	UNDG. INT. REWK AIRLINE & PROG. MAINT.	OTHER	ON BOARD OPERATING INV.	30 JUN 1959	30 SEP 1959	31 DEC 1959	31 MAR 1960
HSS 1N	LANT	22						22	22	19	19	27
	PAC	18						18	14	14	14	18
	R&D									1	2	2
		40						40	36	34	35	47
HSL 1	BUAER	1	1									
		1	1									
		218	33		1		1	183	184	187	188	188
HO												
HOK 1	LANT	13						13	12	12	12	12
	PAC	29			1		5	23	28	28	28	28
	NABS	9						9	10	10	9	9
	BUAER	14	14									
		65	14		1		5	45	50	50	49	49
HO4S 3	LANT	2						2	2	2	2	2
	PAC	1						1	2	2	2	2
	NABS	4						4	4	4	4	4
	NATRA	26					1	25	28	18	18	18
	BUAER	4	4									
		37	4				1	32	36	26	26	26
		102	18		1		6	77	86	76	75	75
HR												
HR2S 1W	BUAER	1	1									
		1	1									
HR2S 1	LANT	14					2	12	13	12	12	12
	PAC	24						24	24	24	24	24
	NABS	2						2	2	2	2	2
	BUAER	3	2	1								
		43	2	1			2	38	39	38	38	38
HRS 3	LANT	31						31	27	26	25	25
	PAC	48			4		15	29	45	38	32	34
	NABS	11						11	11	9	10	10
	NATRA	7						7				
	R&D	1						1	1	1	1	1
	BUAER	24	24									
		122	24		4		15	79	84	74	68	70
HRS 1	NABS	1						1	1			
	NART	2						2	2	1		
		3						3	3	1		
		169	27	1	4		17	120	126	113	106	108
HU												
HU2K 1	BUAER	1	1									
		1	1									
HUK 1	LANT	10						10	10	10	10	10
	PAC	8						8	12	12	12	12
	R&D	1						1	1	1	1	1
	BUAER	1	1									
		20	1					19	23	23	23	23
HUS 1	LANT	36						36	34	35	39	40
	PAC	88					5	83	83	89	99	106
	NABS	13						13	12	12	12	12
	R&D	1						1	1	1	1	1
	BUAER	7	7									
		145	7				5	133	130	137	151	159
HUS 1A	LANT	7						7	8	8	7	6
	PAC	10						10	8	8	7	4
	NABS	3						3	3	3	2	
	BUAER	2	2									
		22	2					20	19	19	16	10
HUS 1Z	NABS	1						1	1	3	4	4
		1						1	1	3	4	4

DECLASSIFIED

CONFIDENTIAL

TABLE 3 PROGRAM AIRCRAFT

PROGRAM INVENTORY BY STATUS AND PLANNED OPERATING ASSIGNMENTS

BY COMMAND, CLASS AND MODEL

CLASS AND MODEL	COMMAND	TOTAL	BUAER (M & S)		OPERATING COMMANDS				PLANNED ASSIGNMENTS			
					OPERATIONAL POOL							
						NOT READY FOR ISSUE						
			NON OPERATIONAL SUPPORT	RESERVE STOCK	READY FOR ISSUE	UNDG. INT. REWK AIRLINE & PROG. MAINT.	OTHER	ON BOARD OPERATING INV.	30 JUN 1959	30 SEP 1959	31 DEC 1959	31 MAR 1960
HUL 1	LANT	4						4	5	5	6	7
	PAC	6						6	5	5	7	7
	BUAER	6	6									
		16	6					10	10	10	13	14
HUP 3	NATRA								9	19	19	19
	BUAER	49		49								
		49		49					9	19	19	19
HUP 2	LANT	29						29	33	33	33	33
	PAC	43			1		8	34	37	38	38	38
	NABS	19						19	20	20	20	20
	NATRA	16						16	16	16	16	16
	NART	22						22	23	25	25	25
	BUAER	21	21									
		150	21		1		8	120	129	132	132	132
		404	38	49	1		13	303	321	343	358	361
HT												
HTL 7	NATRA	13						13	14	14	14	14
	R&D	1						1				
	BUAER	1	1									
		15	1					14	14	14	14	14
HTL 6	NATRA	28						28	25	25	25	25
	BUAER	15	15									
		43	15					28	25	25	25	25
HTL 5	LANT	6						6	7	7		
	NART	1						1				
	BUAER	9		9								
		16		9				7	7	7		
HTL 4	LANT	2						2	2	2		
	PAC	1						1	2	2		
	BUAER	2		2								
		5		2				3	4	4		
		79	16	11				52	50	50	39	39
AIRSHIPS												
ZP												
ZS2G 1	NATRA	2						2				
	R&D	1						1				
	BUAER	9		9								
		12		9				3				
ZSG 4	NATRA	2						2				
	NART	1						1	2	2	2	2
	R&D								1	1	1	1
	BUAER	4	1	3								
		7	1	3				3	3	3	3	3
ZPG 2	LANT	8				1	2	5	6	6	6	6
	R&D	1						1	1	1	1	1
	BUAER	2	2									
		11	2			1	2	6	7	7	7	7
ZPG 1	R&D								1	1	1	1
	BUAER	1	1									
		1	1						1	1	1	1
		31	4	12		1	2	12	11	11	11	11
ZW												
ZPG 3W	LANT									1	4	4
										1	4	4
ZPG 2W	LANT	4						4	4	4	3	3
	R&D								1	1	1	1
	BUAER	1		1								
		5		1				4	5	5	4	4
		5		1				4	5	6	8	8

CONFIDENTIAL

DECLASSIFIED

TOTAL PROGRAM AND NON-PROGRAM AIRCRAFT

TABLE 4 LOCATION OF AIRCRAFT INVENTORY BY ORGANIZATIONAL UNIT

LOCATION	UNIT	NO. OF A/C	COMMAND
ABD ANTIETAM	VMA 324	26	19
ABD ATKA	HU 2 DET 70	2	11
ABD CHMPLAIN	VAW 12 DET 34	4	11
	VS 30	20	11
	HU 2 DET 34	1	11
	HMRM 461	14	19
ABD DESMOINS	HU 2 DET 23	1	11
ABD ESSEX	VA 176	12	11
	VF 62	12	11
	VAW 12 DET 45	2	11
	HU 2 DET 45	2	11
	VMA 225	13	19
ABD HANCOCK	VF 151	15	21
ABD HORNET	VAW 11 DET P	5	21
	VS 38	22	21
	HS 8	15	21
ABD INDEPEND	VF 41	17	11
	VA 75	12	11
	VA 86	14	11
	VFP 62 DET 41	3	11
	HU 2 DET 41	2	11
ABD INTREPID	VA 46	13	11
	VF 33	12	11
	VF 74	12	11
	VA 65	12	11
	VA 66	11	11
	VF 81	12	11
	VA 42	17	11
	VFP 62 DET 33	3	11
	VAAW 33 DET 33	3	11
	VAW 12 DET 33	4	11
	HU 2 DET 33	2	11
ABD LEXINGTN	VF 211	12	21
	VA 212	11	21
	VF 213	12	21
	VA 215	12	21
	VFP 61 DET L	3	21
	VAW 11 DET LN	2	21
	VAW 11 DET LW	3	21
	VAH 4 DET L	2	21
ABD MTMCKNLY	HU 2 DET 94	1	11
ABD PRINCETN	HMRL 361	24	29
ABD RANDOLPH	VAW 12 DET 36	3	11
	VS 39	19	11
	HS 9	13	11
	HU 2 DET 36	1	11
ABD RANGER	VF 141	12	21
	VF 142	11	21
	VA 144	12	21
	VA 145	12	21
	VA 146	12	21
	VFP 61 DET F	2	21
	VAAW 35 DET F	3	21
	VAW 11 DET FW	4	21
	VAW 11 DET FN	1	21
	VAH 6	12	21
ABD RICHARD	VF 191	10	21
	VA 192	12	21
	VF 193	11	21
	VA 195	13	21
	VFP 61 DET E	1	21
	VAAW 35 DET E	3	21
	VAW 11 DET E	4	21
	VAH 2 DET E	4	21
ABD ROOSEVLT	VF 14	12	11
	VA 15	12	11
	VA 172	11	11
	VFP 62 DET 37	2	11
	VMFAW 114	12	19
ABD SARATOGA	VF 31	15	11
	VF 32	14	11
	VA 34	12	11
	VA 35	12	11
	VA 36	12	11
	VAH 9	14	11
	VFP 62 DET 43	3	11
	VAAW 33 DET 43	4	11
ABD SARATOGA	HU 2 DET 43	2	11
ABD SHANGRLA	VF 111	13	21
	VA 113	11	21
	VF 114	14	21
	VA 115	11	21
	VAAW 35 DET C	4	21
	VAH 4 DET C	5	21
ABD TANNER	HU 2 DET 76	1	11
ABD TARAWA	VAW 12 DET 38	3	11
ABD THETIS B	HMRL 362	24	29
ABD VALY FRG	VAW 12 DET 52	4	11
ABD WASP	VAW 12 DET 48	3	11
	VS 31	23	11
	VS 32	22	11
	HU 2 DET 48	1	11
ADAK	NAVSTA 17 ND	2	21
AGANA	VAP 61	9	21
	VW 1	10	21
	VW 3	10	21
	NAS	7	21
AKRON	BAR AKRON	1	31
ALAMEDA	VA 23	17	21
	VF 24	19	21
	VA 22	16	21
	VF 21	20	21
	VA 25	17	21
	VF 91	12	21
	VF 92	15	21
	DET N	3	21
	VA 93	12	21
	VA 94	10	21
	VA 95	13	21
	VP 9	11	21
	VP 47	13	21
	FASRON 8	44	21
	FASRON 116	12	21
	NAS ALAMEDA	2	21
	NAS 12 NAV DST	10	31
	O&R BUAER M&S	278	88
ANACOSTIA	NAS ANACOSTIA	82	31
	HQ MC FLT SECT	18	39
	NARTU	35	50
	NAS R&D	2	70
	POOL BUAER M&S	1	88
ANCHORAGE	CAA	1	70
ANNAPOLIS	NAF ANNAPOLIS	49	31
ARGENTIA	VP 16	12	11
	VW 11	17	11
	FASRON 106	2	11
	NAVSTA	4	11
ATLANTA	NAS NART	21	50
ATLANTIC CTY	AMB	1	70
ATSUGI	VFP 61 DET C	3	21
	VR 21 DET	12	21
	H&MS 11	10	29
	VMF 451	24	29
	VMFAW 115	15	29
	VMFAW 314	20	29
	VMFAW 531	5	29
	FASRON 11	20	21
	VU 5	14	21
	NAS	4	21
AUSTRALIA	ATT MELBOURNE	1	21
BALTIMORE	BAR BALTIMORE	1	31
	BAR R&D	9	70
	BAR M&S	43	88
BARBERS PNT	VAW 11 DET C	3	21
	GMSRON 1	9	21
	VP 6	11	21
	VP 22	12	21
	VP 28	12	21
	AIRBARSRON 2	42	21
	VR 21	17	21
BARBERS PNT	FASRON 117	20	21
	VU 1	19	21
	NAS 14 NAVDST	6	21
BEAUFORT	VMF 122	20	19
	VMF 235	20	19
	VMF 312	32	19
	MCAAS	8	39
BERMUDA	VP 45	12	11
	VP 49	12	11
	FASRON 111	2	11
BETHPAGE	BAR R&D	20	70
	BAR M&S	27	88
BLOOMFIELD	BAR R&D	6	70
	BARR M&S	3	88
BOSTON	INM	5	70
	ONR	1	70
BRAZIL	MISSION RIO DJ	1	11
BROWN FIELD	VU 3	11	21
	VU 7	31	21
	NAAS 11 NAVDST	1	31
BRUNSWICK	VP 10	12	11
	VP 21	13	11
	VP 26	12	11
	FASRON 108	3	11
	NAS 1 NAV DST	3	31
BUENOS AIRES	NAV ADV GROUP	1	11
BUFFALO	BAR R&D	4	70
BURBANK	BAR BURBANK	1	31
	BAR M&S	40	88
BURTON IS	HU 2 DET 72	2	11
CAMP PENDLET	VMO 6	12	29
CECIL FIELD	VF 174	23	11
	VA 12	15	11
	VF 103	18	11
	VA 106	12	11
	VF 13	12	11
	FASRON 9	6	11
	NAS 6 NAV DST	5	31
CHASE	NAAS NAATC	161	43
CHERRY POINT	MARS MWSG 27	27	19
	H&MS 14	17	19
	H&MS 24	8	19
	H&MS 32	8	19
	VMFAW 115	34	19
	VMA 224	20	19
	VMA 533	19	19
	VMCJ 2	21	19
	VMR 252	25	19
	VMT 1	24	19
	MCAS SO&ES	16	39
	O&R BUAER M&S	151	88
CHILE	MISSION VLPRSO	1	11
CHINA LAKE	VX 5	15	21
	NAF 11 NAV DST	1	31
	NAF R&D	60	70
CHINCOTEAGUE	VAHM 13	12	11
	VW 2 DET B	1	11
	NAAS 5 NAV DST	1	31
	NAOTS	1	70
CLEVELAND	NASA	1	70
COLORADO SPR	COMNAVCONAD	5	31
COLOMBIA	MISSION BOGOTA	1	11
COLUMBUS	NAS NART	7	50
	BAR R&D	16	70
	BAR M&S	18	88
CRPS CHRISTI	NAS NAATC	199	43
	O&R BUAER M&S	7	88
CUBI PNT	FASRON 113	9	21
CUBI PNT	VU 5 DET A	4	21
	NAS CUBI PNT	4	21

DECLASSIFIED

TOTAL PROGRAM AND NON-PROGRAM AIRCRAFT

TABLE 4 LOCATION OF AIRCRAFT INVENTORY BY ORGANIZATIONAL UNIT

LOCATION	UNIT	NO. OF A/C	COMMAND
DAHLGREN	NAF	1	31
DALLAS	NAS NART	57	50
	BAR R&D	12	70
	BAR M&S	58	88
DAYTON	BAGR CEN DIST	2	31
DENVER	NAS NART	3	50
DHAHRAN AFB	HDQTRS CMEF	1	11
EDWARDS AFB	NLO	7	70
EST HARTFORD	BAR EST HRTFRD	1	31
	BAR R&D	8	70
	BAR M&S	8	88
ECUADOR	MISSION QUITO	1	11
EGYPT	ATT CAIRO	1	11
EL CENTRO	FL AIR GUN SCH	34	21
	NAAS 11 NAVDST	1	31
	NPF	9	70
EL SEGUNDO	BAR EL SEGUNDO	1	31
	BAR R&D	24	70
	BAR M&S	18	88
EL TORO	H&MS 15	8	29
	MARS 37	13	29
	H&MS 33	5	29
	VMF 251	20	29
	VMF 323	19	29
	VMF 334	20	29
	VMFAW 513	22	29
	VMFAW 542	21	29
	VMA 121	17	29
	VMA 223	18	29
	VMA 311	20	29
	VMCJ 1	18	29
	VMR 352	21	29
	HMRC 363	22	29
	HMRM 463	12	29
	HHS AFMFPAC	7	29
	VMT 2	20	29
	MCAS SO&ES	11	39
ELLYSON FLD	HTG 1	82	41
FALLON	NAAS 12 NAVDST	5	31
FORMOSA	COMDEFTAIWAN	1	21
FORT WORTH	BAR R&D	3	70
GLENVIEW	NAS NRT TRS PL	6	50
	NAS NART	56	50
GLYNCO	ZP 2	5	11
	ZTG 1	9	41
	NAS	8	44
	NAVCICOFFSCOL	63	44
GREECE	ATT ATHENS	1	11
GROSSE ILE	NAS NART	38	50
GTMO BAY	VF 11	13	11
	VAAW 33 DET 7	3	11
	VU 10	25	11
	NAS 10 NAVDST	7	11
ICELAND	VP 23	12	11
	FASRON 107	1	11
INDIA	ATT NEW DELHI	1	11
INDIANAPOLIS	BAR INDIANPLIS	1	31
IRAN	ATT TEHRAN	1	11
IRAQ	ATT BAGHDAD	1	11
IWAKUNI	VQ 1	7	21
	VP 19	12	21
	VP 48	12	21
	MARS 17	16	29
	H&MS 12	21	29
IWAKUNI	VMA 211	21	29
	VMA 331	19	29
	VMCJ 3	18	29
	VMR 253	19	29
	FASRON 120	3	21
	MCAF IWAKUNI	2	29
JACKSONVILLE	VA 44	89	11
	VFP 62	18	11
	VAP 62	8	11
	VP 5	12	11
	VP 18	14	11
	VW 4	11	11
	FASRON 6	16	11
	FASRON 109	2	11
	VU 10 DET	2	11
	NAS 6 NAV DST	10	31
	NARTU	40	50
	O&R BUAER M&S	110	88
JAVA	ATT DJAKARTA	1	21
JOHNSVILLE	NAS 4 NAV DST	8	31
	NADC	22	70
KANEOHE	H&MS 13	11	29
	VMF 232	18	29
	VMA 212	20	29
	VMA 214	20	29
	HMRL 161	17	29
	MCAS 14 ND	7	29
KANSAS CITY	BAR R&D	2	70
KEFLAVIK	VP 7	12	11
KEY WEST	VF 101	66	11
	HS 1	15	11
	HS 5	15	11
	VX 1	13	11
	NAS 6 NAV DST	6	31
	POOL BUAER M&S	1	88
KINGSVILLE	NAAS NAATC	239	43
KIRTLAND AFB	NASWF	11	70
KODIAK	VAHM 10	12	21
	FASRON 114	1	21
	NAVSTA 17 ND	2	21
KWAJALEIN	NAVSTA 14 ND	4	21
LAGES	NAF	1	11
LAKEHURST	ZP 3	8	11
	ZW 1	7	11
	HU 2	32	11
	NAS 4 NAV DST	4	31
	NATECHTRAU	1	44
	NARTU	14	50
	NATFSI	5	70
	NAS	1	70
	O&R BUAER M&S	17	88
LANGLEY FLD	NASA	4	70
LEEWARD PNT	VAH 11	12	11
LITCHFLD PRK	NAF 11 NAV DST	2	31
	BARR R&D	1	70
	STORAGE FACLTY	1521	88
LONDON	FASRON SPC 200	7	11
LOS ALAMITOS	VS 23	21	21
	VS 37	18	21
	FASRON 4 DET A	2	21
	NAS NART	105	50
LOS ANGELES	BAGR WSTRN DST	2	31
MALTA	FASRON SPC 201	2	11
MAYPORT	CVS 39 CHMPLAN	1	11
	CVA 42 FDR	1	11
	NAAS 6 NAV DST	4	31
MEMPHIS	BTG 7	105	41
	NAS	21	44
	NARTU	29	50
	POOL BUAER M&S	1	88
MEXICO	ATT MEXICO CTY	2	11
MIAMI	VMA 332	20	19
	VMR 353	16	19
	NARTU	1	50
MIDWAY	NAVSTA 14 ND	3	21
MINNEAPOLIS	NAS NART	52	50
MIRAMAR	VF 51	15	21
	VA 52	8	21
	VF 53	15	21
	VA 55	11	21
	VA 56	15	21
	VA 112	10	21
	VF 121	81	21
	VA 126	42	21
	VFP 61	25	21
	FASRON 12	6	21
	NAS 11 NAV DST	7	31
MOFFETT FLD	VF 124	56	21
	VA 125	42	21
	VA 152	14	21
	VA 153	15	21
	VF 154	16	21
	VA 155	12	21
	VA 196	13	21
	VA 216	12	21
	FASRON 10	23	21
	NAS 12 NAV DST	10	31
	NASA	2	70
MONTEREY	NAF 12 NAVDST	42	31
MORTON	BAR R&D	4	70
NAHA	GMSRON 1 DET S	5	21
	VP 4	14	21
	FASRON 118	14	21
	NAF	1	21
NAPLES	VR 24 DET	9	11
	NAF	23	11
NASHVILLE	AVCO	23	88
NEWPORT	CVS40 TARAWA	1	11
NEW ORLEANS	NAS NART	37	50
NEW RIV JAX	H&MS 26	12	19
	HMRL 162	13	19
	HMRL 262	30	19
	HMRC	21	19
	VMO 1	10	19
	MCAF	6	39
NEW YORK	CVA 60 SARATOG	2	11
	NAS NART	80	50
NIAGARA FLS	NAS NART	2	50
NORFOLK	VS 27	20	11
	VS 36	23	11
	HS 3	15	11
	HS 7	15	11
	VP 8	15	11
	VP 44	12	11
	VP 56	12	11
	HU 2 DET 1	7	11
	FASRON 3	26	11
	FASRON 102	14	11
	VRF 31	3	11
	CVA 9 ESSEX	1	11
	CVS15 RANDOLPH	2	11
	CVS 21 BOXER	1	11
	CVA 59 FORSTAL	1	11
	CVS 45 VALYFRG	1	11
	CVS18 WASP	1	11
	CVA 62 INDPEND	2	11
	USS ALBERMARLE	1	11
	H&HS AFMFLNT	8	19
	NAS 5 NAV DST	19	31
	NARTU	32	50
	O&R BUAER M&S	526	88

DECLASSIFIED

TOTAL PROGRAM AND NON-PROGRAM AIRCRAFT

TABLE 4 LOCATION OF AIRCRAFT INVENTORY BY ORGANIZATIONAL UNIT

LOCATION	UNIT	NO. OF A/C	COM-MAND
NORMAN	NATECHTRACEN	2	44
NORTH ISLAND	VAAW 35	31	21
	VAW 11	64	21
	VFAW 3	40	21
	VS 21	21	21
	VP 40	13	21
NORTH ISLAND	VP 46	12	21
	VR 21 DET	8	21
	FASRON 4	37	21
	FASRON 110	4	21
	VRF 32	3	21
	NAS NORTH ISL	1	21
	NAS 11 NAV DST	8	31
NORWAY	ATT OSLO	1	11
OAKLAND	NAS NART	72	50
OCEANA	VF 21	49	11
	VA 76	21	11
	VF 84	12	11
	VA 72	14	11
	VA 83	16	11
	VA 85	14	11
	VF 102	18	11
	VX 3	19	11
	FASRON 5	33	11
	VU 4	5	11
	NAS 5 NAV DST	9	31
	POOL BUAER M&S	1	88
OLATHE	JTTU	33	43
	NATECHTRAU	18	44
	NAS NART	47	50
ONTARIO	BAR M&S	4	88
OPPAMA	HU 1 DET 1	16	21
	H&MS 16	6	29
	HMRL 261	20	29
	NAF	75	21
PANAMA CITY	MINEDEFDEVU	4	70
PORT ISABEL	NAAS NAATC	3	43
PTXNT RIVER	VW 2	11	11
	VW 13	12	11
	VW 15	12	11
	VR 1	17	11
	NAS PTXNT RIV	7	31
	NATC	6	41
	NATC R&D	112	70
PEARL HARBOR	NAS 14 NAVDST	1	21
PENSACOLA	NAS NABTC	153	41
	CVS 36ANTETAM	3	41
	NATECHTRAU	20	44
	O&R BUAER M&S	493	88
PERU	MISSION LIMA	1	11
PHILADELPHIA	NATECHTRAU	1	44
	NAMC	3	70
POINT MUGU	GMSRON 1 DET Z	7	21
	VX 4	16	21
	NAS 11 NAV DST	10	31
	USNMC R&D	88	70
PORT LYAUTEY	VR 24	8	11
	NAF ADV BASE	4	11
PRT WASHNGTN	NTDC	1	70
QUANTICO	HMX 1	29	39
	MCAS AES 12	35	39
QUONSET PNT	VAAW 33	20	11
	VAW 12	24	11
	VFAW 4	28	11
	HS 11	15	11
	VX 6	20	11
	FASRON 2	5	11
	VU 2	6	11
	CVA 11 INTREPD	1	11
	NAS 1 NAV DST	23	31
	NATU	4	70
[redacted]	O&R BUAER M&S	138	88
REAM FLD	HS 2	13	21
	HS 4	15	21
	HS 6	19	21
	HU 1	27	21
	NAAS 11 NAVDST	1	31
ROOSEVLT RDS	GMSRON 2	30	11
	VMF 333	21	19
ROOSEVLT RDS	FASRON 105	1	11
	NAVSTA	6	11
ROTA	VQ 2	8	11
	VP 11	12	11
	FASRON 104	11	11
	NAS	4	11
SAN DIEGO	O&R BUAER M&S	222	88
	BAR M&S	1	88
SANFORD	VAH 3	20	11
	VAH 1	9	11
	VAH 5	14	11
	VAH 7	18	11
	FASRON 51	3	11
	NAAS 6 NAV DST	2	31
SANGLEY PNT	VP 42	12	21
	FASRON 119	2	21
	NAVSTA	4	21
SANTA ANA	H&MS 36	5	29
	HMRL 163	16	29
	HMRM 462	12	29
	MCAF	1	39
SAUFLEY FLD	NAAS NABTC	239	41
SCHENECTADY	INSMAT	1	70
SEATTLE	NAS NART	34	50
SO WEYMOUTH	NAS NART	48	50
	NADU	12	70
	POOL BUAER M&S	2	88
ST LOUIS	BAR ST LOUIS	1	31
	BAR R&D	7	70
	BAR M&S	2	88
SUKIRON	VMO 2	21	29
TETERBORO	BAR TETERBORO	1	31
TAIWAN	MAAG TSO YING	1	21
	NAVSECMAAGTAIP	1	21
THAILAND	MAAG BANGKOK	1	21
TRINIDAD	NAVSTA	1	11
TURKEY	MISSION ANKARA	1	11
WHDBY ISLAND	VAH 2	2	21
	VAH 4	13	21
	VAH 8	12	21
	HATUPAC	13	21
	VP 1	11	21
	VP 2	12	21
	VP 50	11	21
	FASRON 112	10	21
	NAS 13 NAV DST	6	31
WHITING FLD	NAAS NABTC	351	41
VIETNAM	MAAG SAIGON	1	21
WICHITA	BAR R&D	1	70
WILLOW GROVE	NAS NART	70	50
YOKOSUKA	COMNAVFORJAPAN	1	21
YUMA	MCAS	8	39
	AIR TRANS CARR	1	88
	ATOM ENER COMM	1	88
	BLATZ AIRLINES	1	88
	CAL AIR CHARTR	1	88
	CAL CEN AIRLNE	1	88
	CEN AIRLNE INC	3	88
	DEPT OF INT	1	88
	DEPT OF JUSTCE	2	88
	FED AVN AGENCY	32	88
	GEN ELEC CO	1	88
	LAKE CEN AIRLN	2	88
	NO CEN AIRLNS	2	88
	OZARK AIR INC	3	88
	PIEDMONT AVN	3	88
	S W AIRWAYS CO	1	88
	TRANS TEX AIRW	2	88
	U S ARMY	8	88
	U S CG	1	88
		12333	

DECLASSIFIED

CONFIDENTIAL

SECTION II
AIRCRAFT INVENTORY, END OF MONTH

PROGRAM AND NON-PROGRAM AIRCRAFT

TABLE PAGE

5...MAJOR PROGRAM CLASSIFICATION BY COMBAT AND NON-COMBAT TYPE AIRCRAFT 71

6...STATUS DISTRIBUTION BY CLASS AND COMMAND 72

7...STATUS DISTRIBUTION, 1949 TO DATE 73

8...NON-PROGRAM AIRCRAFT, STATUS DISTRIBUTION BY MODEL 74

9...PROGRAM AIRCRAFT, TYPE OF ORGANIZATIONAL UNIT BY CLASS .. 76

10...PROGRAM AIRCRAFT, ATLANTIC FLEET, TYPE OF ORGANIZATIONAL UNIT BY CLASS 78

11...PROGRAM AIRCRAFT, PACIFIC FLEET, TYPE OF ORGANIZATIONAL UNIT BY CLASS 79

SPECIAL TABLES

12...PROGRAM OPERATIONAL POOL AIRCRAFT DISTRIBUTION BY COMMAND 80

13...MAN-CARRYING DRONES BY COMMAND AND STATUS DISTRIBUTION BY MODEL 80

14...AIRCRAFT ON LOAN TO NAVY 80

CHARTS

1...AIRCRAFT INVENTORY AND PLANNED ASSIGNMENT DATA 69

2...MONTH-END INVENTORY OF PROGRAM AIRCRAFT BY STATUS, JUNE 1955 TO DATE 71

3...TOTAL NAVY PROGRAM AIRCRAFT BY ORGANIZATIONAL UNITS 77

CONFIDENTIAL

CONFIDENTIAL

STATUS OF NAVY AIRCRAFT INVENTORY

SCOPE OF SECTION II

Navy aircraft "inventory" is comprised of all aircraft which have been accepted, but not stricken, by the Navy. An aircraft is accepted when legal custody is assumed by the Navy, and is stricken when officially separated from Navy custody by the signature of the Deputy Chief of Naval Operations (Air) to the monthly notice "Separations From and Reinstatements To the Navy list of aircraft".

Navy aircraft are presented under three basic classifications: STATUS, KIND OR CLASS and CONFIGURATION, and CUSTODY. "Status" refers to the classification of the functional employment or condition of aircraft; that is, generally, either undergoing, awaiting, or enroute to either operating, standard rework, special rework, storage, final disposition, or evaluation to determine next action. "Kind or Class and Configuration" refers to physical characteristics; as to general mission purpose of Navy aircraft design, e.g., fighter, attack, patrol, transport, etc. "Sub-Class" refers to the next lower level of classification into more specific mission purpose of design, e.g., all-weather, photographic, etc. "Custody" refers to organizational location; that is, administrative control of assignment, logistic support, and employment of aircraft; and, responsibility to account for and otherwise provide information about aircraft.

Included in Section II are selected inventory statistics for all Navy aircraft except non-man-carrying target drones and guided missiles. (Man-carrying drones and aircraft on loan to Navy are included in tables 13 and 14, but are excluded from all others in Section II.) Succeeding tables and listings represent successive breakdowns, in varying degree of detail, of current TOTAL INVENTORY.

GLOSSARY OF TERMS (AIRCRAFT)

TOTAL INVENTORY - Comprises all man-carrying Naval aircraft (including man-carrying drones) in the custody of all Navy and Marine organizations and units which have been accepted but not yet stricken. Total inventory may be divided into Program and Non-Program categories.

PROGRAM AIRCRAFT - Comprise all production aircraft in the physical custody of Navy and Marine units for which current or future operation within an authorized allowance is intended or can reasonably be expected. Stated differently, the program category includes operating, logistic support and reserve stock aircraft.

NON-PROGRAM AIRCRAFT - Comprise all aircraft of project development and service test (BIS) configuration, target drones (man-carrying), aircraft retired but not yet stricken (including contingency reserve), and aircraft on loan or on bailment contracts.

OPERATIONAL AIRCRAFT - This grouping includes all program aircraft in the controlling custody of the operating commands (COMNAVAIRLANT, COMNAVAIRPAC, CNATRA, CNARESTRA, NABS, and BUAER R&D) i.e., operating and operational pool aircraft.

OPERATING AIRCRAFT - are those aircraft in the custody of designated units for flight in performance of a Navy mission therefor, in accordance with, and in direct assignment against OPNAV planned operating assignments. Operating aircraft may be further classified by primary mission of unit having custody - "Combat", "Direct Combat Support", "Indirect Combat Support", "Air Training" and "Reserve (USNR-USMCR) Training".

LOGISTIC SUPPORT - Comprise aircraft in the Non-Operational Support and Operational Pool categories (see below).

OPERATIONAL POOL AIRCRAFT - are non-operating aircraft in custody of the operating command, i.e., pipeline aircraft in support of the operating program. Pool aircraft are often further classified as between "Ready For Issue" (those new or newly reworked aircraft awaiting issue to an operating unit) and "Not Ready For Issue" (aircraft in process of rework or return to BUAER).

NON-OPERATIONAL SUPPORT - aircraft are those in custody of BUAER (Maintenance and Support) for purposes of rework.

RESERVE STOCK - are program aircraft in the controlling custody of BUAER (M&S) which are not currently and actively engaged in any of the various logistic processes (i.e., In, awaiting or enroute to operating or to rework) required in normal transition through standard service life.

CONTINGENCY RESERVE - aircraft are those which have been retired from the program inventory as a consequence of completion of standard service life but which have been retained in the inventory to alleviate mobilization deficiencies. Only those aircraft are retained in contingency reserve for which spare part support is available for at least one more overhaul and one more service tour.

ACTIVE AIRCRAFT - Operating aircraft and aircraft currently engaged in logistic support of operating aircraft.

INACTIVE AIRCRAFT - Non-program and Reserve Stock aircraft.

DECLASSIFIED

CHART 1

AIRCRAFT INVENTORY AND PLANNED ASSIGNMENT DATA

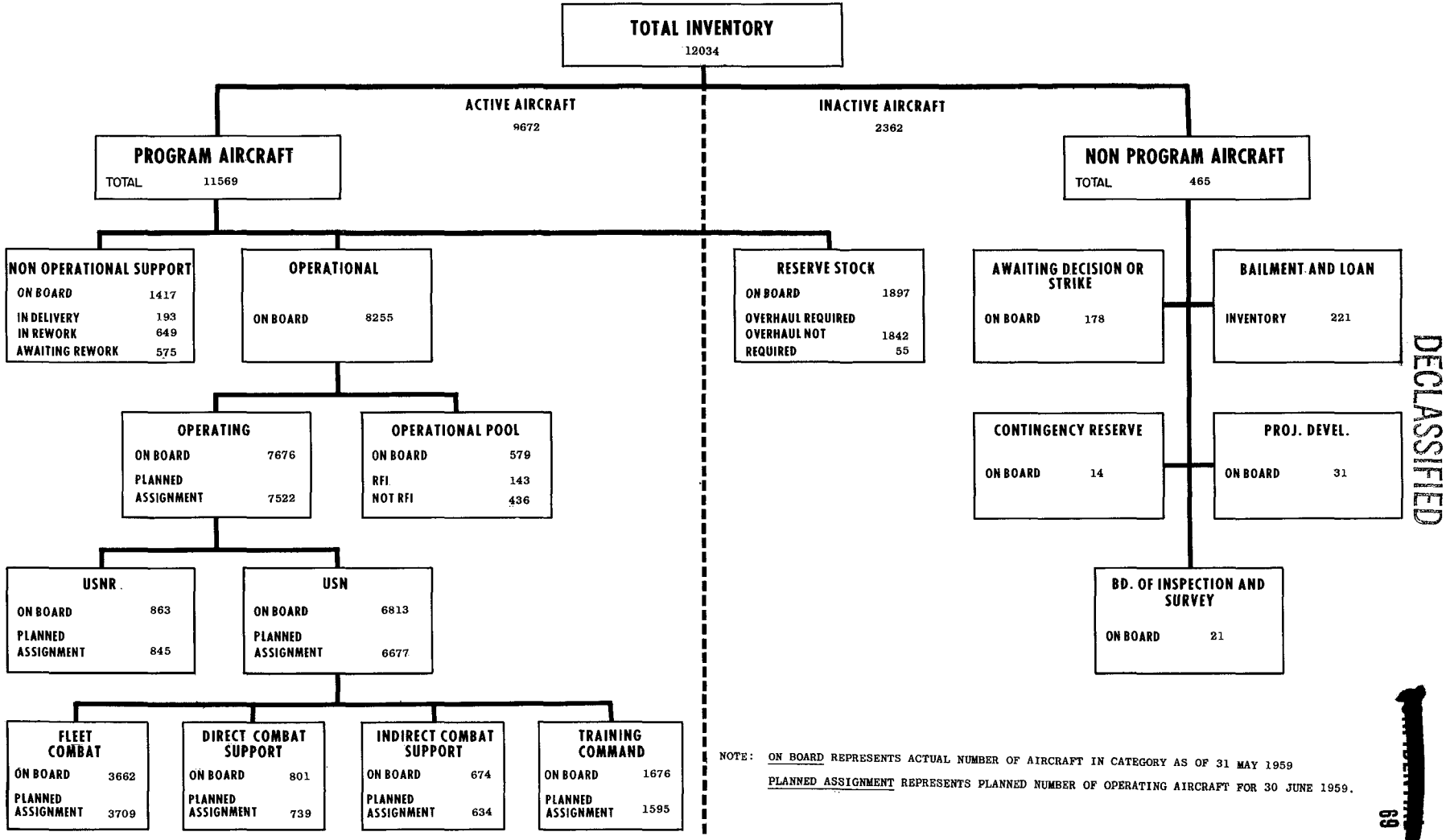

NOTE: ON BOARD REPRESENTS ACTUAL NUMBER OF AIRCRAFT IN CATEGORY AS OF 31 MAY 1959

PLANNED ASSIGNMENT REPRESENTS PLANNED NUMBER OF OPERATING AIRCRAFT FOR 30 JUNE 1959.

DECLASSIFIED

DECLASSIFIED

TABLE 5

TOTAL AIRCRAFT INVENTORY
MAJOR PROGRAM CLASSIFICATIONS BY COMBAT AND NON-COMBAT TYPE
PROGRAM & NON-PROGRAM

PROGRAM CLASSIFICATION	31 MAY 1959					30 APRIL 1959				
	GRAND TOTAL	HEAVIER-THAN-AIR			LIGHTER THAN AIR	GRAND TOTAL	HEAVIER-THAN-AIR			LIGHTER THAN AIR
		TOTAL	COMBAT TYPE	NON-COMBAT TYPE			TOTAL	COMBAT TYPE	NON-COMBAT TYPE	
TOTAL INVENTORY	12,034	11,997	7,520	4,477	37	12,059	12,021	7,562	4,459	38
PROGRAM AIRCRAFT	11,569	11,533	7,254	4,279	36	11,597	11,560	7,296	4,264	37
Operational	8,255	8,236	5,221	3,015	19	8,274	8,253	5,200	3,053	21
Operating	7,676	7,660	4,763	2,897	16	7,674	7,654	4,731	2,923	20
U. S. Navy	6,813	6,798	4,103	2,695	15	6,800	6,783	4,068	2,715	17
U. S. Navy Reserve	863	862	660	202	1	874	871	663	208	3
Operational Pools	579	576	458	118	3	600	599	469	130	1
RFI	143	143	114	29	-	136	136	110	26	-
Not RFI a/	436	433	344	89	3	464	463	359	104	1
Non-Operational Support	1,417	1,413	971	442	4	1,445	1,442	1,019	423	3
Delivery	193	193	116	77	-	198	198	126	72	-
Rework	649	647	470	177	2	679	678	508	170	1
Awaiting Rework	575	573	385	188	2	568	566	385	181	2
Reserve Stock	1,897	1,884	1,062	822	13	1,878	1,865	1,077	788	13
Overhaul Required	1,842	1,833	1,034	799	9	1,814	1,805	1,057	748	9
Overhaul Not Required	55	51	28	23	4	64	60	20	40	4
NON-PROGRAM AIRCRAFT	465	464	266	198	1	462	461	266	195	1
Awaiting Decision or Strike	178	177	99	78	1	166	165	94	71	1
Contingency Reserve	14	14	11	3	-	9	9	6	3	-
Project Development	31	31	29	2	-	33	33	31	2	-
Bailment & Loan	221	221	112	109	-	234	234	121	113	-
Board of Inspection & Survey	21	21	15	6	-	20	20	14	6	-

a/ Includes 26 aircraft in Com Nav Pac custody awaiting or undergoing standard rework in Japan.

CHART 2

TOTAL PROGRAM AIRCRAFT BY STATUS
30 JUNE 1955 TO DATE

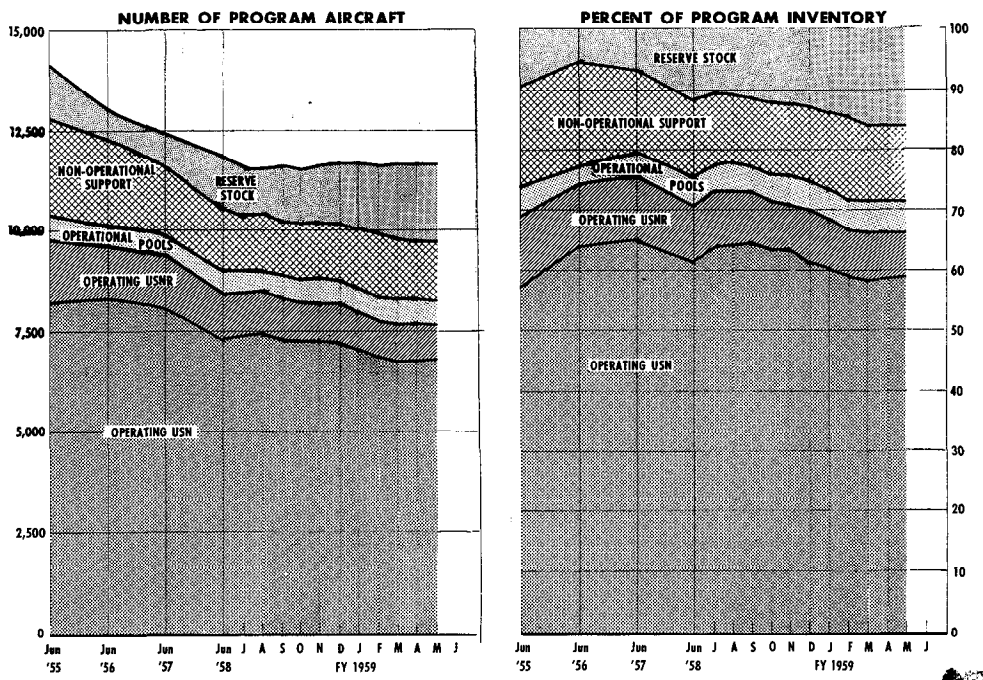

[redacted]

72

TABLE 6

DECLASSIFIED

TOTAL AIRCRAFT INVENTORY
STATUS DISTRIBUTION BY CLASS & COMMAND
PROGRAM & NON PROGRAM

CLASS AND COMMAND	GRAND TOTAL	PROGRAM								NON - PROGRAM						
		TOTAL	OPERATIONAL			NON-OPERATIONAL SUPPORT			RESERVE STOCK	TOTAL	AWTG DE-CISION	AWTG. STRIKE	CONTIN-GENCY RESERVE	PRO-JECT DE-VELOP-MENT b/	BAIL-MENT & LOAN	BOARD OF INSPEC-TION & SURVEY
			OPER-ATING	LOGISTIC SUPPORT: OPT'L POOL: RFI	LOGISTIC SUPPORT: OPT'L POOL: NOT RFI a/	LOGISTIC SUPPORT: IN DELIVERY	LOGISTIC SUPPORT: IN REWORK	LOGISTIC SUPPORT: AWTG. REWORK								
TOTAL	12,034	11,569	7,676	143	436	193	649	575	1,897	465	91	87	14	31	221	21
Fighter	3,099	2,952	1,703	65	162	33	157	132	701	146	51	5	5	20	58	7
VF(DAY)JET	1,917	1,833	912	25	68	22	81	81	644	84	33	5	5	10	25	6
VF(AW)JET	899	848	628	35	87	3	43	38	14	51	15	-	-	9	26	1
VF(P)JET	176	173	110	3	1	5	13	10	31	3	-	-	-	1	2	-
VF(D)JET	83	78	41	-	4	3	20	3	7	5	1	-	-	-	4	-
VF(KD)JET	19	16	10	-	2	-	-	-	4	3	2	-	-	-	1	-
VF(DAY)PROP	5	5	2	2	-	-	-	-	1	-	-	-	-	-	-	-
Attack	2,403	2,333	1,583	39	116	36	122	174	263	70	13	-	6	5	41	5
VA(DAY)JET	1,100	1,086	860	20	73	15	32	16	70	14	1	-	-	4	9	-
VA(AW)JET	4	-	-	-	-	-	-	-	-	4	-	-	-	-	4	-
VA(P)JET	7	3	1	-	-	2	-	-	-	4	-	-	-	-	4	-
VA(Q)JET	9	5	2	-	-	2	1	-	-	4	-	-	-	-	4	-
VA(HT)JET	1	-	-	-	-	-	-	-	-	1	-	-	-	-	1	-
VA(H)JET	159	149	115	1	20	5	7	1	-	10	-	-	-	1	9	-
VA(SM)JET	9	3	-	-	-	3	-	-	-	6	-	-	-	-	2	4
VA(DAY)PROP	686	673	388	13	19	6	48	102	97	13	7	-	6	-	-	-
VA(AW)PROP	163	163	98	-	1	1	9	43	11	-	-	-	-	-	-	-
VA(W)PROP	189	180	97	1	2	2	18	11	49	9	1	-	-	-	7	1
VA(P)PROP	20	19	15	-	-	-	-	-	4	1	1	-	-	-	-	-
VA(Q)PROP	16	16	7	-	1	-	7	1	-	-	-	-	-	-	-	-
VA(H)PROP	40	36	-	4	-	-	-	-	32	4	3	-	-	-	1	-
Anti-Submarine	609	599	446	3	32	27	45	46	-	10	1	5	-	1	3	-
VS	609	599	446	3	32	27	45	46	-	10	1	5	-	1	3	-
Patrol	802	794	529	3	14	15	124	22	87	8	1	5	-	1	1	-
VP(L)	612	609	402	1	8	10	86	19	83	3	-	2	-	1	-	-
VP(S)	190	185	127	2	6	5	38	3	4	5	1	3	-	-	1	-
Warning	135	134	109	3	12	-	-	-	10	1	1	-	-	-	-	-
VW(WEA)	7	7	6	1	-	-	-	-	-	-	-	-	-	-	-	-
VW(AEW)	128	127	103	2	12	-	-	-	10	1	1	-	-	-	-	-
Observation	50	50	36	2	4	3	2	2	1	-	-	-	-	-	-	-
VO	50	50	36	2	4	3	2	2	1	-	-	-	-	-	-	-
Transport	620	567	447	4	26	10	44	5	31	53	-	-	-	-	53	-
VR(H)	166	165	130	-	12	5	16	1	1	1	-	-	-	-	1	-
VR(M)	373	323	250	4	6	4	27	2	30	50	-	-	-	-	50	-
VR(C)	81	79	67	-	8	1	1	2	-	2	-	-	-	-	2	-
Utility	211	206	122	1	5	3	13	24	38	5	-	5	-	-	-	-
VU(SAR)	105	100	65	1	4	2	11	8	9	5	-	5	-	-	-	-
VU(TOW)	106	106	57	-	1	1	2	16	29	-	-	-	-	-	-	-
Training	3,043	2,925	1,950	16	25	40	77	125	692	118	19	47	3	1	42	6
VT(JET)	946	909	602	11	17	24	22	33	200	37	16	1	-	1	13	6
VT(D)(JET)	17	14	9	-	-	-	-	2	3	3	-	-	-	-	3	-
VT(KD)(JET)	9	5	1	-	-	-	-	-	4	4	-	-	-	-	4	-
VT(ME)(PROP)	832	827	565	5	6	6	15	34	196	5	3	-	-	-	2	-
VT(SE)(PROP)	1,181	1,133	757	-	2	9	39	56	270	48	-	46	-	-	2	-
VT(E)(PROP)	42	21	2	-	-	-	-	-	19	21	-	-	3	-	18	-
VT(NAV)(PROP)	6	6	5	-	-	1	-	-	-	-	-	-	-	-	-	-
VT(D)(PROP)	10	10	9	-	-	-	1	-	-	-	-	-	-	-	-	-
Rotary Wing	1,025	972	735	7	27	26	63	43	61	53	5	19	-	3	23	3
HS	247	218	183	1	1	2	20	11	-	29	-	16	-	2	9	2
HO	107	102	77	1	6	2	12	4	-	5	-	1	-	-	4	-
HR	171	169	120	4	17	4	12	11	1	2	-	-	-	1	1	-
HU	411	404	303	1	13	17	18	3	49	7	1	-	-	-	5	1
HT	89	79	52	-	-	1	1	14	11	10	4	2	-	-	4	-
Airships	37	36	16	-	3	-	2	2	13	1	-	1	-	-	-	-
ZP	32	31	12	-	3	-	2	2	12	1	-	1	-	-	-	-
ZW	5	5	4	-	-	-	-	-	1	-	-	-	-	-	-	-
COMMAND																
LANT	2,286	2,283	2,122	20	141	-	-	-	-	3	3	-	-	-	-	-
PAC	2,691	2,688	2,336	114	238	-	-	-	-	3	3	-	-	-	-	-
NABS	486	486	482	-	4	-	-	-	-	-	-	-	-	-	-	-
NATRA	1,717	1,717	1,676	5	36	-	-	-	-	-	-	-	-	-	-	-
NART	886	884	863	4	17	-	-	-	-	2	2	-	-	-	-	-
R&D	399	197	197	-	-	-	-	-	-	202	-	-	-	31	155	16
BUAER	3,569	3,314	-	-	-	193	649	575	1,897	255	83	87	14	-	66	5

a/ Includes 26 aircraft in Com Nav Air Pac custody awaiting or undergoing standard rework in Japan.

b/ Project Development - A new non-program aircraft category, established with 30 June 1958 data, which includes both the Research and Development "Y-Project" aircraft and Experimental aircraft.

[redacted]

TABLE 7

DECLASSIFIED

STATUS DISTRIBUTION BY CLASS & COMMAND
PROGRAM & NON-PROGRAM

CLASS AND COMMAND	GRAND TOTAL	PROGRAM								NON - PROGRAM						
		TOTAL	OPERATIONAL			NON-OPERATIONAL SUPPORT			RESERVE STOCK	TOTAL	AWTG DECISION b/	AWTG. STRIKE	CONTINGENCY RESERVE	PROJECT DEVELOPMENT d/	BAILMENT & LOAN	BOARD OF INSPECTION & SURVEY
				LOGISTIC SUPPORT												
				OPT'L POOL a/												
			OPERATING	RFI	NOT RFI	IN DELIVERY	IN REWORK	AWTG. REWORK								
30 JUNE																
1949	14,116	13,965	7,695	483	-	602	1,463	868	2,854	151	85	-	-	66	-	-
1950	14,095	13,891	6,177	553	-	535	965	869	4,792	204	119	-	-	42	43	-
1951	13,532	13,174	7,369	797	-	610	1,053	877	2,468	358	269	-	-	43	46	-
1952	13,846	13,475	8,814	836	-	677	1,031	818	1,299	371	269	-	-	35	67	-
1953	14,723	14,012	9,946	1,167	-	685	835	675	704	711	574	-	-	33	104	-
1954																
31 March	15,172	14,019	9,712	958	-	629	727	1,013	950	1,153	965	-	-	24	119	45
30 June	15,536	14,151	9,733	1,025	-	588	847	880	1,078	1,385	1,197	-	-	24	118	46
30 September	15,734	14,129	9,701	897	-	557	908	894	1,172	1,605	1,399	-	-	18	139	49
31 December	16,052	14,311	9,707	829	-	563	912	1,036	1,264	1,741	123	-	1,397c/	16	156	49
1955																
31 March	16,318	14,080	9,559	851	-	624	1,010	937	1,099	2,238	581	-	1,428	16	159	54
30 June	16,504	14,140	9,761	644	23	612	924	857	1,319	2,364	126	503	1,508	18	163	46
30 September	16,780	14,159	9,715	543	31	598	1,036	774	1,462	2,621	126	831	1,431	13	170	50
31 December	17,079	13,710	9,578	460	26	626	1,038	775	1,207	3,369	148	2,145	817	11	191	57
1956																
31 March	17,067	13,554	9,692	442	46	539	1,063	718	1,054	3,513	125	2,527	590	8	200	63
30 June	15,761	13,003	9,687	371	32	482	981	764	686	2,758	131	1,591	734	9	236	57
30 September	14,714	12,752	9,596	350	15	369	943	745	734	1,962	201	602	829	8	266	56
31 December	14,253	12,573	9,553	364	18	391	892	618	737	1,680	158	336	853	8	265	60
1957																
31 March	13,933	12,566	9,557	400	17	380	767	604	841	1,367	103	169	760	7	275	53
30 June	13,958	12,434	9,421	471	21	362	718	624	817	1,524	196	137	870	5	270	46
30 September	12,748	12,065	9,338	180	295	348	776	444	684	683	58	160	145	5	272	43
31 December	12,786	12,140	9,275	100	354	373	756	422	860	646	66	133	150	3	252	42
1958																
31 March	12,865	12,214	9,039	112	390	391	758	464	1,060	651	93	149	150	-	223	36
30 June	12,573	11,924	8,424	198	373	259	764	515	1,391	649	59	221	56	58	226	29
30 September	12,087	11,629	8,415	124	412	242	678	395	1,363	458	27	121	4	49	230	27
31 December	12,098	11,659	8,147	116	455	290	661	479	1,511	439	40	94	4	44	237	20
1959																
31 January	12,104	11,658	7,965	106	472	248	711	529	1,627	446	55	92	4	42	232	21
28 February	12,034	11,618	7,726	152	468	242	751	582	1,697	416	52	58	9	42	236	19
31 March	12,048	11,607	7,657	170	452	221	690	563	1,854	441	66	77	9	35	235	19
30 April	12,059	11,597	7,674	136	464	198	679	568	1,878	462	85	81	9	33	234	20
31 May	12,034	11,569	7,676	143	436	193	649	575	1,897	465	91	87	14	31	221	21

a/ Commencing with 30 April 1955 data, "Operational Pool" aircraft was broken by "For Use" and "ForBUAER" until 30 June 1957. Commencing with 31 July 1957 data, "Operational Pool" aircraft is broken by "RFI" and "NOT RFI".

b/ Includes aircraft both in "Awaiting Decision" and "Awaiting Strike" status for period June 1949 through 31 May 1957.

c/ Prior to September 1954 "Awaiting Disposition" category included both "Contingency Reserve" aircraft and aircraft in process of final disposition. Commencing with October 1954 issue, the two categories are shown as separate classifications.

d/ Project Development - A new non-program aircraft category, established with 30 June 1958 data, which includes both the Research and Development "Y-Project" aircraft and Experimental aircraft.

[redacted]

DECLASSIFIED

DISTRIBUTION OF NON-PROGRAM AIRCRAFT BY MODEL

TABLE 8

CLASS & MODEL	GRAND TOTAL	AWTG DECI-SION	AWTG. STRIKE	MAP	CONT. RE-SERVE	BAIL-MENT	LOAN	PROJ. DEV a/	BRD.OF INSP.& SURVEY
TOTAL	465	91	22	65	14	142	79	31	21
Fighter	146	51	1	4	5	53	5	20	7
VF(DAY) JET	84	33	1	4	5	23	2	10	6
F8U-2	1					1			
YF8U-2	5								5
F8U-1	7					7			
Y/F8U-1	3							3	
F7U-3	1					1			
F11F-1	8					7	1		
Y/F11F-1 ...	6							6	
F11F-1F	2					2			
F9F-8	1					1			
F9F-6	1						1		
Y/FJ-4	1							1	
F9F-5	37	32			5				
F9F-2	4			4					
F2H-2	1					1			
FJ-4	5	1	1			3			
YF8U-1	1								1
VF(AW) JET	51	15				23	3	9	1
F8U-3	3					3			
F2H-4	8	8							
F2H-3	4	4							
F3H-2	3					3			
F3H-2N	1					1			
Y/F3H-2N ...	1							1	
F4H-1	6					6			
F3D-2	3					3			
F3D-2T2	2	2							
F3D-2Q	1	1							
F3D-2M	2					2			
F3D-1	3					2	1		
Y/F3D-1	1							1	
F4D-1	4					3	1		
Y/F4D-1	7							7	
XF4D-1	1						1		
YF2Y-1	1								1
VF(P) JET	3					2		1	
F8U-1P	1					1			
F7U-3P	1					1			
Y/F2H-2P ...	1							1	
VF(D) JET	5	1				4			
F8U-1D	3					3			
FJ-3D	2	1				1			
VF(KD) JET	3	2				1			
F8U-1KD	1					1			
F9F-2KD	2	2							
Attack	70	13			6	41		5	5
VA(DAY) JET	14	1				9		4	
A4D-2	2					2			
Y/A4D-2	2							2	
A4D-2N	4					4			
A4D-1	2	1				1			
Y/A4D-1	1							1	
XA4D-1	1					1			
FJ-4B	1					1			
Y/FJ-4B	1							1	
VA(AW) JET	4					4			
A3J-1	4					4			
VA(P) JET	4					4			
A3D-2P	4					4			
VA(Q) JET	4					4			
A3D-2Q	4					4			
VA(HT) JET	1					1			
A3D-2T	1					1			
VA(H) JET	10					9		1	
A3D-2	7					7			
A3D-1	2					2			
Y/A3D-1	1							1	
VA(SM) JET	6					2			4
P6M-1	2					2			
YP6M-1	4								4
VA(DAY) PROP	13	7			6				
AD-6	13	7			6				
VA (W) PROP	9	1				7			1
WF-2	7					7			
YWF-2	1								1
AD-5W	1	1							
VA(P) PROP	1	1							
AJ-2P	1	1							
VA(H) PROP	4	3				1			
AJ-2	3	3							
AJ-1	1					1			
Anti-Submarine	10	1		5		3		1	
VS	10	1		5		3		1	
S2F-3	1					1			
S2F-1	8	1		5		2			
Y/S2F-1	1							1	
Patrol	8	1	1	4		1		1	
VP(L)	3		1	1		1			
P2V-7	1			1					
P2V-3W	1					1			
P2V-2	1		1						
VP(S)	5	1		3				1	
P5M-2	4	1		3					
Y/PBM-5S2 ..	1							1	
Warning	1	1							
VW(AEW)	1	1							
WV-2	1	1							
Transport	53					4	49		
VR(H)	1						1		
R5D-4R	1						1		
VR(M)	50					2	48		
R4D-6	3					1	2		
R4D-5	4						4		
R4D-6R	25					1	24		
R4D-5R	14						14		
R4D-6Z	3						3		
R4D-5Z	1						1		
VR(C)	2					2			
TF-1	2					2			

DECLASSIFIED

TABLE 8

DISTRIBUTION OF NON-PROGRAM AIRCRAFT BY MODEL

CLASS & MODEL	GRAND TOTAL	AWTG DECI-SION	AWTG. STRIKE	MAP	CONT RE-SERVE	BAIL-MENT	LOAN	PROJ DEV. a/	BRD. OF INSP. & SURVEY
Utility	5			5					
VU(SAR)	5			5					
UF-2	5			5					
Training	118	19	2	45	3	19	23	1	6
VT(JET)	37	16	1			10	3	1	6
T2J-1	6					6			
YT2J-1	5								5
Y/T2V-1	1							1	
TV-2	20	16	1			1	2		
TT-1									
P9F-8T	1						1		
YTT-1	4					3			1
VT(D) JET	3					3			
TV-2D	3					3			
VT(KD) JET	4					4			
TV-2KD	4					4			
VT (ME)	5	3					2		
JRB-4	1						1		
SNB-5	4	3					1		
VT (SE)	48		1	45		2			
T-34B	1					1			
T-28B	1					1			
SNJ-5	46		1	45					
VT (E)	21				3		18		
R4D-6Q	8				2		6		
R4D-5Q	3				1		2		
R4D-6S	9						9		
R4D-5S	1						1		

CLASS & MODEL	GRAND TOTAL	AWTG. DECI-SION	AWTG. STRIKE	MAP	CONT RE-SERVE	BAIL-MENT	LOAN	PROJ DEV. a/	BRD. OF INSP. & SURVEY
Rotary Wing	53	5	17	2		21	2	3	3
HS	29		16			9		2	2
HSS-2	1					1			
HSS-1	7					7			
Y/HSS-1 ...	1							1	
YHSS-1N ...	2								2
HSL-1	17		16			1			
Y/HSL-1 ...	1							1	
HO	5		1			2	2		
HOK-1	3					2	1		
XHO3S-2 ...	1						1		
HO3S-1	1		1						
HR	2					1		1	
HR2S-1	1					1			
Y/HR2S-1 ..	1							1	
HU	7	1				5			1
HUK-1	1	1							
YHUK-1	1								1
HUL-1	1					1			
HUP-2S	2					2			
HUP-1	2					2			
HT	10	4		2		4			
HTK-1	3					3			
HTL-7	1					1			
HTL-5	4	4							
HTL-4	2			2					
Airships	1		1						
ZP	1		1						
ZSG-3	1		1						

PROGRAM AIRCRAFT INVENTORY
TYPE OF ORGANIZATIONAL UNIT BY CLASS

DECLASSIFIED

TABLE 9

UNIT TYPE	TOTAL	CLASS OF AIRCRAFT													
		VF JET	VF PROP	VA JET	VA PROP	VS	VP	VW	VO	VR	VU	VT JET	VT PROP	H	Z
TOTAL	11569	2948	5	1246	1087	599	794	134	50	567	206	928	1997	972	36
OPERATING	7676	1701	2	978	605	446	529	109	36	447	122	612	1338	735	16
LOGISTIC SUPP	1996	547	2	198	289	153	178	15	13	89	46	109	174	176	7
RESERVE STOCK	1897	700	1	70	193		87	10	1	31	38	207	485	61	13
OPERATING UNITS															
FLEET COMBAT	3662	1091		739	451	190	366	92	36	168		28	5	487	9
USN	2595	690		519	422	190	366	92		68				239	9
VF DAY	318	277		29	12										
VF AW	264	227		24	13										
VA JET	355	42		289	24										
VA PROP	226			63	163										
VA H	65			65											
VFP PHOTO	59	59													
VAAW NIGHT	64				64										
VAW AEW	130	5			124	1									
VFAW	52	52													
HEAVY ATTACK	46			46											
GMGRU	28	28													
VQ ECM	13			3	7		3								
VAP PHOTO	15				15										
VS	189					189									
HS	142													142	
VP LAND	220						220								
VP SEA	119						119								
ZP	5														5
VAH SEA	24						24								
VW AEW WEA	35							33		2					
VW BARRIER	59							59							
ZW BARRIER	4														4
HU	97													97	
VR TAC SUPP	66									66					
USMC	1067	401		220	29				36	100		28	5	248	
MAW HEDRONS	152	37		30	5					26		28	4	22	
VMF	184	184													
VMF AW	114	114													
VMA	224	10		190	24										
VMCJ	56	56													
VMR	74									74					
HMR	220								3					217	
VMO	43								33				1	9	
DIREC COMB SUPP	801	97	2	27	21	6	20	1		117	94	192	166	58	
USN	706	94	2	19	21	6	20	1		112	94	150	160	27	
OPDEVFOR	76	23		11	2	4	6			7	6	4	6	7	
FASRON	189	13			9	2	1	1		55	8	26	73	1	
VU	113	41	2		3		1			2	52	1	9	2	
FERRY SQDRNS	6									4			2		
FLEET TRNG	221	17		8	1		12			11	1	119	51	1	
FLEET BASES	85				6					20	26		18	15	
CV & AV UTIL	16									13	1		1	1	
USMC	95	3		8						5		42	6	31	
HMX	29													29	
FMF & FAHG	15	3								4		4	4		
VMT	44			8								36			
FLEET BASES	7									1		2	2	2	
INDIR COMB SUPP	674	70		29	28	5	14	10		89	25	61	297	44	2
NABS & NAS	338				6					33	19	39	216	25	
BAGR & BAR	12									1			11		
R & D	197	70		29	10	5	14	10		19	3	9	18	8	2
ATT & MISS	22									17	3		2		
USMCAS	105				12					19		13	50	11	
NATRA	1676	168		144	43	88	34	6		15	3	272	810	89	4
BASIC	933	7			1	2				6	3	138	693	79	4
ADVANCED	614	104		144	38	86	34			5		124	71	8	
TECHNICAL	129	57			4			6		4		10	46	2	
NART	863	275		39	62	157	95			58		59	60	57	1
LOGISTIC SUPP	1996	547	2	198	289	153	178	15	13	89	46	109	174	176	7
OPTL POOLS	579	225	2	114	41	35	17	15	6	30	6	28	13	44	3
RFI	143	63	2	21	18	3	3	3	2	4	1	11	5	7	
NOT RFI	436	162		93	23	32	14	12	4	26	5	17	8	37	3
NON OPTL SUPP	1417	322		84	248	118	161		7	59	40	81	161	132	4
DELIVERY	193	33		27	9	27	15		3	10	3	24	16	26	
REWORK	649	157		40	82	45	124		2	44	13	22	55	63	2
AWTG REWORK	575	132		17	157	46	22		2	5	24	35	90	43	2
RESERVE STOCK	1897	700	1	70	193		87	10	1	31	38	207	485	61	13
O/H REQUIRED	1842	678	1	70	191		83	10	1	29	38	206	465	61	9
O/H NOT REQ	55	22			2		4			2		1	20		4

a/ Includes 26 aircraft in Com Nav Air Pac custody awaiting or undergoing standard rework in Japan.

Chart 3

DECLASSIFIED

CONFIDENTIAL

TYPE OF ORGANIZATIONAL UNIT

(OPERATING INVENTORY VS PLANNED ASSIGNMENT)

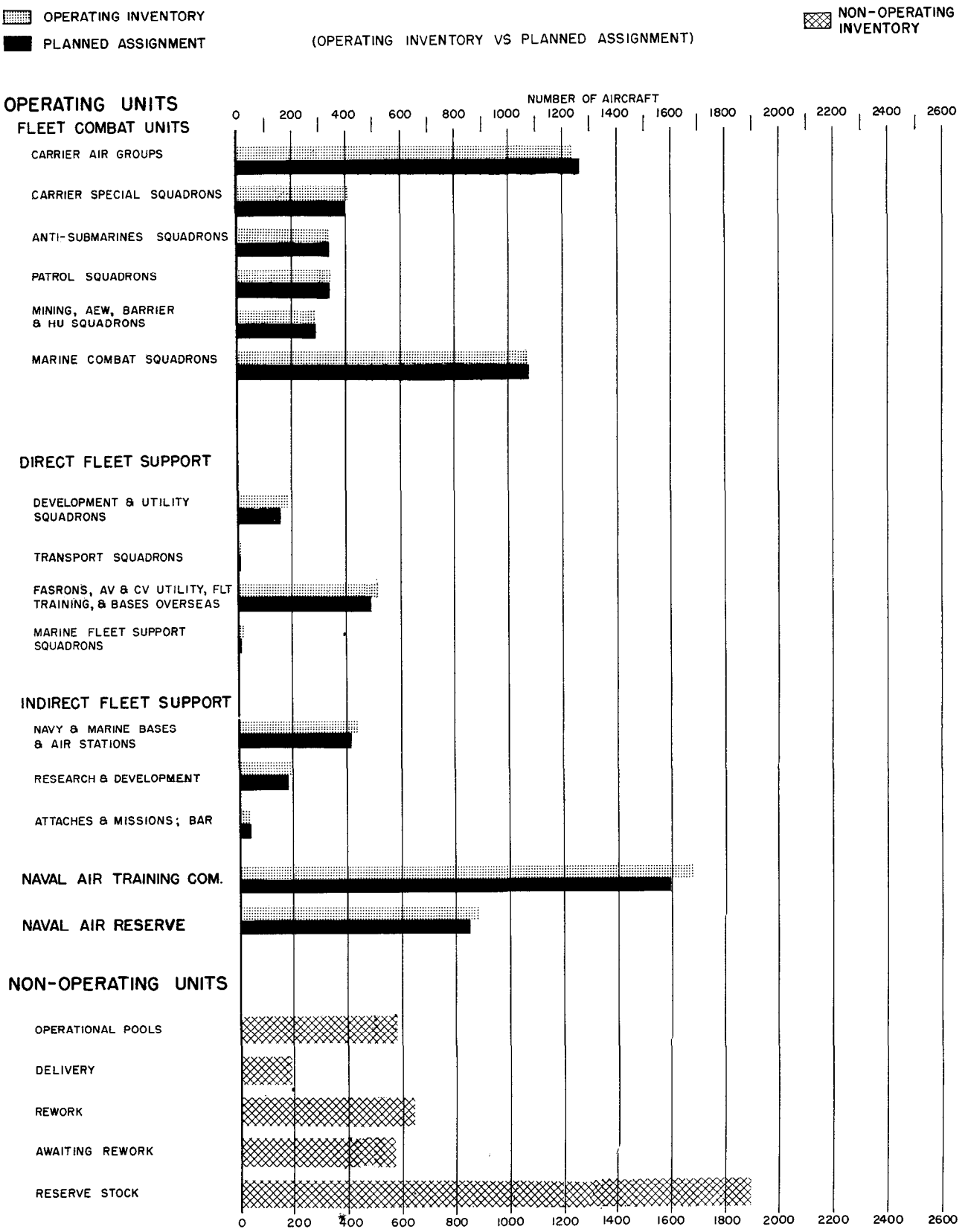

CONFIDENTIAL

DECLASSIFIED

PROGRAM AIRCRAFT INVENTORY
TYPE OF ORGANIZATIONAL UNIT BY CLASS
NAVAL AIR FORCE, ATLANTIC FLEET

TABLE 10

UNIT TYPE	TOTAL	CLASS OF AIRCRAFT													
		VF JET	VF PROP	VA JET	VA PROP	VS	VP	VW	VO	VR	VU	VT JET	VT PROP	H	Z
TOTAL	2283	577	2	400	222	134	207	56	15	180	43	100	92	243	12
OPERATING	2122	524	2	360	200	124	202	47	12	171	43	99	89	240	9
OPERATIONAL POOLS	161	53		40	22	10	5	9	3	9		1	3	3	3
FLEET COMBAT	1734	497		352	193	118	188	46	12	84		10	1	224	9
USN	1287	313		258	184	118	188	46		32				139	9
VF DAY	145	117		16	12										
VF AW	134	122		12											
VA JET	187	8		163	16										
VA PROP	73				73										
VA H	65			65											
VFP PHOTO	27	27													
VAAW NIGHT	29				29										
VAW AEW	46				45	1									
VFAW	25	25													
GMGRU	14	14													
VQ ECM	7			2	2		3								
VAP PHOTO	7				7										
VS	117					117									
HS	83													83	
VP LAND	125						125								
VP SEA	48						48								
ZP	5														5
VAH SEA	12						12								
VW AEW WEA	18							17		1					
VW BARRIER	29							29							
ZW BARRIER	4														4
HU	56													56	
VR TAC SUPP	31									31					
USMC	447	184		94	9				12	52		10	1	85	
MAW HEDRONS	63	15		11	4					11		10	1	11	
VMF	93	93													
VMF AW	45	45													
VMA	98	10		83	5										
VMCJ	21	21													
VMR	41									41					
HMR	76								2					74	
VMO	10								10						
DIREC COMB SUPP	373	27	2	8	7	6	14	1		74	41	89	88	16	
USN	341	25	2		7	6	14	1		72	41	71	86	16	
OPDEVFOR	48	12				4	6			7	6	2	4	7	
FASRON	76				1	2	1	1		32	4	2	32	1	
VU	38	13	2							1	19		3		
FERRY SQDRNS	3									2			1		
FLEET TRNG	115						7			6	1	67	33	1	
FLEET BASES	45				6					11	10		12	6	
CV & AV UTIL	16									13	1		1	1	
USMC	32	2		8						2		18	2		
FMF & FAHG	8	2								2		2	2		
VMT	24			8								16			
INDIR COMB SUPP	15									13	2				
ATT & MISS	15									13	2				
OPTL POOLS	161	53		40	22	10	5	9	3	9		1	3	3	3
RFI	20	2			8			3	2	1			3	1	
NOT RFI	141	51		40	14	10	5	6	1	8		1		2	3

DECLASSIFIED

[redacted]

PROGRAM AIRCRAFT INVENTORY
TYPE OF ORGANIZATIONAL UNIT BY CLASS
NAVAL AIR FORCE, PACIFIC FLEET

TABLE 11

UNIT TYPE	TOTAL	CLASS OF AIRCRAFT													
		VF JET	VF PROP	VA JET	VA PROP	VS	VP	VW	VO	VR	VU	VT JET	VT PROP	H	Z
TOTAL	2688	816	2	478	288	82	194	52	27	150	60	131	91	317	
OPERATING	2336	664		406	272	72	184	46	24	131	54	121	84	278	
OPERATIONAL POOLS	352	152	2	72	16	10	10	6	3	19	6	10	7	39	
FLEET COMBAT	1928	594		387	258	72	178	46	24	84		18	4	263	
USN	1308	377		261	238	72	178	46		36				100	
VF DAY	173	160		13											
VF AW	130	105		12	13										
VA JET	168	34		126	8										
VA PROP	153			63	90										
VFP PHOTO	32	32													
VAAW NIGHT	35				35										
VAW AEW	84	5			79										
VFAW	27	27													
HEAVY ATTACK	46			46											
GMGRU	14	14													
VQ ECM	6			1	5										
VAP PHOTO	8				8										
VS	72					72									
HS	59													59	
VP LAND	95						95								
VP SEA	71						71								
VAH SEA	12						12								
VW AEW WEA	17							16		1					
VW BARRIER	30							30							
HU	41													41	
VR TAC SUPP	35									35					
USMC	620	217		126	20				24	48		18	4	163	
MAW HEDRONS	89	22		19	1					15		18	3	11	
VMF	91	91													
VMF AW	69	69													
VMA	126			107	19										
VMCJ	35	35													
VMR	33									33					
HMR	144								1					143	
VMO	33								23				1	9	
DIREC COMB SUPP	399	70		19	14		6			43	53	103	78	13	
USN	365	69		19	14		6			40	53	79	74	11	
OPDEVFOR	28	11		11	2							2	2		
FASRON	113	13			8					23	4	24	41		
VU	75	28			3		1			1	33	1	6	2	
FERRY SQDRNS	3									2			1		
FLEET TRNG	106	17		8	1		5			5		52	18		
FLEET BASES	40									9	16		6	9	
USMC	34	1								3		24	4	2	
FMF & FAHG	7	1								2		2	2		
VMT	20											20			
FLEET BASES	7									1		2	2	2	
INDIR COMB SUPP	9									4	1		2	2	
ATT & MISS	7									4	1		2		
USMCAS	2													2	
OPTL POOLS	352	152	2	72	16	10	10	6	3	19	6	10	7	39	
RFI	114	54	2	21	10	3	3			3	1	9	2	6	
NOT RFI	238	98		51	6	7	7	6	3	16	5	1	5	33	

a/ Includes 26 aircraft in Com Nav Air Pac custody awaiting or undergoing standard rework in Japan.

[redacted]

DECLASSIFIED

TABLE 12 PROGRAM OPERATIONAL POOL AIRCRAFT DISTRIBUTION BY COMMAND

COMMAND	TOTAL OPERATING AIRCRAFT	OPERATIONAL POOL AIRCRAFT DISTRIBUTION					
		TOTAL	READY FOR ISSUE	NOT READY FOR ISSUE			
				AWAITING REWORK	UNDERGOING REWORK		ENROUTE TO BUAER
					UNDG. INT. REWK. AIRLINE & PROG. MAINT.	ALL OTHER	
TOTAL	7676	579	143	46	221	138	31
LANT	2122	161	20	11	75	53	2
PAC	2336	352	114	30	113	70	25
NABS	482	4	-	-	-	2	2
NATRA	1676	41	5	3	25	6	2
NART	863	21	4	2	8	7	-
R&D	197	-	-	-	-	-	-

OPERATIONAL POOL. Non-operating aircraft in controlling custody of operating commands. Aircraft, in addition to operating aircraft, for the purpose of maintaining the intended quantity and quality of operating aircraft; more specifically, aircraft for immediate replacement of operating aircraft lost and damaged; aircraft involved in special rework within the operating command; aircraft awaiting and undergoing interim rework or airline maintenance; aircraft enroute to and from BuAer delivery points, and between reporting custodians of the operating command; and aircraft otherwise in direct support of operating aircraft.

READY FOR ISSUE (RFI). Aircraft in the controlling custody of operating commands which require no rework prior to change to operating status; i.e., immediate replacement aircraft. (Aircraft status codes B or C.)

AWAITING REWORK. Aircraft in the controlling custody of operating commands awaiting Standard or Special Rework (Aircraft Status Codes E,H and X).

UNDERGOING INTERIM REWORK AND AIRLINE MAINTENANCE. Aircraft in the controlling custody of operating commands undergoing Interim Rework and Airline Maintenance in the physical custody of BuAer M&S or Contract Maintenance Activities (Aircraft Status Codes D9 and G9).

UNDERGOING ALL OTHER REWORK. Aircraft in controlling custody of operating commands undergoing Rework other than Interim Rework and Airline Maintenance in the physical custody of the operating commands, BuAer M&S and Contract Maintenance Activities. (Aircraft Status Codes D1, D2, D3, D4, G4, G5, G6, G7 and G8).

ENROUTE TO BUAER. Aircraft in the controlling custody of operating commands enroute to BuAer M&S custody; i.e., aircraft for standard or special rework, storage, or for other disposition (Status codes F, I, O, Y and Z).

TABLE 13 MAN-CARRYING DRONES COMMAND AND STATUS DISTRIBUTION BY MODEL

MODEL	COMMAND					STATUS			
	GRAND TOTAL	LANT	PAC	R&D	BUAER	OPERATING	OPERAT'L. POOL	NON OPERAT'L. SUPPORT	RESERVE STOCK
TOTAL	294	5	7	76	211	85	3	153	58
F9F-6K2X	2	-	-	-	2	-	-	2	-
F9F-6K2	1	-	-	1	-	1	-	-	-
F9F-6K	74	5	1	42	26	47	1	26	-
F9F-6KX	169	-	-	1	168	1	-	112	56
F6F-5K	33	-	6	26	1	30	2	1	-
P4Y-2K	15	-	-	6	14	6	-	*12	2

* Five (5) P4Y-2K awaiting Strike for MAP.

TABLE 14 AIRCRAFT ON LOAN TO NAVY

MODEL	CUSTODIAN	LOCATION
JF-104A	Research & Development	NAF, China Lake
F-101A(2)	Research & Development	BAR, Columbus
B-45A	Research & Development	BAR, Kansas City
H-23D	Research & Development	BAR, Palo Alto
H-25A	Research & Development	BAR, Morton
H-37A(2)	Research & Development	BAR, East Hartford
HU-1	Research & Development	BAR, Fort Worth
JRF-5G	Research & Development	BAR, Elmhurst
RB-66A	Research & Development	BAR, Columbus
RB-66B	Research & Development	BAR, Columbus
YAO-1	Research & Development	BAR, Bethpage
YH-31	Research & Development	BAR, East Hartford