DECLASSIFIED

[redacted]

OPNAV

ALLOWANCES and LOCATION of NAVY AIRCRAFT

IMPORTANT

DATE ON COVER REFLECTS DATE OF INVENTORY DATA CONTAINED HEREIN.

DECLASSIFIED by authority of Op-51 on 2 April 1975 by Blanche Snyder Op-511

OPNAV NOTICE P03110

March 1959 date

31 MARCH 1959

DEPARTMENT OF THE NAVY
OFFICE OF THE CHIEF OF NAVAL OPERATIONS

[redacted]

DECLASSIFIED

DEPARTMENT OF THE NAVY
OFFICE OF THE CHIEF OF NAVAL OPERATIONS
WASHINGTON 25, D. C.

From: Chief of Naval Operations
To: Distribution List

Subj: Monthly Publication "Allowances and Location of Navy Aircraft"

1. It is requested that each activity receiving the subject publication complete and return the form letter set forth below.

2. If replies are not received in OPNAV by 1 July 1959, addressees concerned will be removed from the distribution list.

F. Massey

F. MASSEY
By direction

- -

From:
To: Chief of Naval Operations (Attn: Op-502D)
Department of the Navy
Washington 25, D. C.

Subj: Monthly Publication "Allowances and Location of Navy Aircraft"

☐ It is requested that this activity be retained on the distribution list to receive _____(number) copies of each forthcoming issue of subject publication.

☐ It is requested that this activity be deleted from the distribution list for subject publication.

_____
(signature)

DEPARTMENT OF THE NAVY
OFFICE OF THE CHIEF OF NAVAL OPERATIONS
WASHINGTON 25, D. C.

OPNAV 03110
Op-502D
Ser 02529P50
30 April 1959

[redacted]

DECLASSIFIED

OPNAV NOTICE 03110

From: Chief of Naval Operations
To: Distribution List

Subj: Allowance and Location of Navy Aircraft (U)

1. Purpose.

a. To indicate the following by units:

(1) The operating aircraft allowances (Table 1).
(2) The actual on hand aircraft inventories (Table 2), as of 31 March 1959.
(3) The planned assignments of operating aircraft (Table 2).

b. To show the actual on hand program and non-program aircraft inventory in various forms (Section II), as of 31 March 1959.

2. General Instructions.

a. This Notice establishes unit operating allowances of the Naval Aircraft Program within each major operating command. The allocation of naval aircraft by model (i. e. operating and operational pool) is reflected in OPNAV INSTRUCTION 03110.1, "U. S. Naval Aircraft Program (Gray Book), which establishes the operating and operational pool allocations for major operating commands in accordance with the approved planning factors and available inventory. In those instances where apparent inconsistencies between operating allowances and allocations occur, the "U. S. Naval Aircraft Program" shall be the controlling instruction, since it represents the planned implementation of aircraft programs which Congress approved and provided funds for. Actual on hand aircraft inventories are developed by the Navy Aircraft Accounting System, OPNAV INSTRUCTION 5442.2. The Naval Air Reserve Training Command as shown herein, has been established as a major command for aircraft logistics purposes only.

b. If the allowances as set forth are not deemed suitable for the mission which an activity or command has to support, the Chief of Naval Operations will consider recommendations for changes in types and allowances of aircraft. However, any requests for such changes that would result in an increase in a major command's total aircraft operating allowance should contain that command's recommendation for a compensatory reduction.

c. Major operating commands are authorized to shift operating assignments (Table 2) from one unit to another on a temporary basis; however, if it is expected that this shift will exceed three (3) months, the Chief of Naval Operations shall be requested to change the authorized operating allowance (Table 1).

d. Specific assignment of aircraft to individual officers is prohibited by the Secretary of the Navy. Aircraft for shore based activities not listed in Table 1 are provided within the allowances of Naval Air Bases, the Naval Air Reserve Training Command, the Naval Air Training Command, and the Bureau of Aeronautics (Research and Development).

e. Types, classes and models of aircraft listed herein are in conformance with BUAER INSTRUCTION 05030.4 of 17 October 1957.

f. Planned operating levels of target drones (capable of carrying a pilot) are contained in OPNAV INSTRUCTION 03110.1 (U. S. Naval Aircraft Program).

[redacted]

DECLASSIFIED

3. The security classification of this publication and all previous editions thereof is [redacted] automatically downgraded from Confidential to Unclassified five (5) years after the Date of issue on the letter of promulgation. This action is in accordance with section 3, CH-4 of OPNAV INSTRUCTION 5510.1B. Upon downgrading, this publication will be marked "FOR OFFICIAL USE ONLY."

4. Cancellation. This Notice is cancelled and will be destroyed by burning when the next issue is received. No report of destruction is necessary. For record purposes cancel 15 July 1959.

F. Massey

F. MASSEY
By direction

DISTRIBUTION LIST:
SecDef(Comptroller)Budget (1)
Office of Progress, Report and Statistics (1)
Weapons System Evaluation Group (1)
COFS, USAF, (Attn: AFXPR-AM) Rm: 4E1029, Pentagon (1)
Chief, NavAdvGrp, AU Library 8464 Maxwell AFB, Montgomery, Ala. (1)
CINC HQ SAC, Offutt AFB, Omaha, Nebraska (Attn: DinC) (1)
Chief, Traffic Forecast Section, Airways Mod. Bd., Rm: 4B348, Pent. (DRD-GW) (1)
Senior Member BIS, PaxRiv (1)
CINC, Pacific Air Force, Hickam AFB, Pearl Harbor, T.H. (1)
Bureau of the Budget (Attn: Navy Section Chief) (1)
GAO (Defense Acct. & Audit Div.) Navy Audit Group, Wash., D. C. (1)
Naval Aide to the President, (Attn: Capt. E. P. Aurand), The White House (1)
Directorate of Development Planning, DCS, Development, (Attn: RAND PROJ) (AFDAP-R), USAF, Rm: 5D462, Pentagon (1)
Record & Research Branch, J-3, The Joint Staff, Pentagon (2)

OPNAV:

Op-001	(1)	Op-41	(1)	Op-501E	(1)	Op-007	(1)
Op-09B5	(3)	Op-404	(1)	Op-502	(20)	Op-82	(1)
Op-09B6	(1)	Op-411D	(1)	Op-503	(1)	Op-09	(1)
Op-03EG	(1)	Op-43	(1)	Op-504	(2)	Op-09D	(1)
Op-30	(1)	Op-05	(2)	Op-507	(3)	Op-91E	(1)
Op-312	(1)	Op-05A5	(1)	Op-51	(3)	Op-92	(6)
Op-33	(5)	Op-50	(1)	Op-52	(4)	Op-923R	(1)
Op-34	(2)	Op-50C	(2)	Op-55	(5)	CNO Flag Plot	(1)
Op-09B84	(1)	Op-05B1	(1)	Op-56	(2)	Op-50S	(7)
Op-345	(1)	Op-501	(25)	Op-57	(1)	Op-09B1S(Dir.)	(11)

PART I SNDL:

21	(6)	29H	(1) (less CVAs 16,20,59)
22	(4)	32HH	(1)
23	(2)	32JJ	(1) (less AVP-48)
23A	(1)	42A	(3) (COMFAIRALAMEDA (4))
24A	(COMNAVAIRPAC only) (15)	42B	(FLTAIRSHIPWINGONE only (1))
	(COMNAVAIRLANT) (10)	42C	(1)
24B	(2) (less COMPHIBPAC)	42D	(1) (less FAETUPAC Dets 2&3-FAETULANT FAETULANT Det 2)
24F	(3)		
24H	(2) (less COMFLTRAPAC)	42H	(1)
24J	(2)	42EE	(2)
26F	(2) (less OPDEVDET/DEVFOR NLondon)	42T	(1) (less TACGRU 1)
26AA	(2)	46A	(2)
26CC	(1)	46B	(2)
27C	(1) (less COMALSEAFRON)	46C	(1) (less MAG-13)
28A	(1)	46D	(1) (less WMFRONS 232,312)

DECLASSIFIED

PART II SNDL:

A1 ASTSECNAV(AIR) only (2)
A2A NavCompt (2)
ONM(M44) (1)
ONR (Logistics Research Proj (PP) (1)
OAR (1)
A5 BUAER (92)
BUORD (9)
BUPERS (7)
BUSHIPS-241 (5)
BUSANDA-S-123 (1)
BUORD(Prog.&Reqt Br.)(PL3B) (1) REW 3A (1)
B2 Dir NSA, Ft. George G. Meade, Md. (Attn: Cref-212) (1)
B3 Comdt, Armed Forces Staff College, NorVa (2)
B4 Sr Naval Officer, MATS, Scott AFB, Illinois (1)
C1 Army War College, Carlisle Brks, Pa. (Attn: Library P-3) (1)
E4 NRL, Attn: Code-1060, Wash 25, D.C. (1)
E16 TDC, Port Wash. (2)
F2 (1) (less 3ND, 15ND, SRNC)
G1A (2) (less Agana, Niagara, Denver, So. Weymouth)

G1B	(1)	
G1D	(1)	(less NAF Annapolis)
G1F	(1)	
G1H	(1)	(less NAB-8/NABPhil)
G2	(2)	
G3A	(2)	
G3B	(2)	
G3C	(2)	
G3D	(4)	
G3E	(1)	
G4A	(1)	
G5A	(2)	
G5B	(1)	
G5C	(2)	
G5D	(1)	
G6A	(1)	
G6B	(1)	(BAR E. Hartford only)
G6C	(1)	
G7A	(1)	
G8K	(6)	
G13	(1)	
G14	(1)	
G16	(1)	
G18	(1)	
G19	(1)	
G20	(1)	(NavAirTecServFac, Phila.,Pa. only)
G21	(1)	
J5	(1)	
J60	(2)	
J84	(2)	
J95	(2)	
K1	(2)	
K2A	(1)	(NAD, Code 4100, Crane, Ind. only)
K3	(1)	
M46	(2)	
M47	(2)	
P1	(5)	
R20	(1)	

DECLASSIFIED

CONFIDENTIAL

TABLE OF CONTENTS

SECTION I

STATUS CODES 4

ABBREVIATIONS 5

TABLE I PROGRAM OPERATING ALLOWANCES FOR FISCAL 1959 6

TABLE 2 LOCATION OF TOTAL PROGRAM AND NON-PROGRAM AIRCRAFT INVENTORY 16

TABLE 3 SUMMARY OF OPERATING INVENTORY BY MODEL 46

TABLE 4 TOTAL PROGRAM AND NON-PROGRAM AIRCRAFT INVENTORY BY LOCATION AND ORGANIZATIONAL UNIT 54

GENERAL

The Navy Program aircraft inventory is presented herein in three arrangements:

TABLE 2 is by type of reporting custodian within each command showing, for each unit and model of aircraft, location, authorized operating allowance, and actual inventory.

TABLE 3 is a summary of the actual operating inventory by major commands for each class, configuration and model in the program.

TABLE 4 is in alphabetic order of geographic location except that carriers and other ships are listed first showing for each location the "reporting custodians" or "unit" based there, the total aircraft in custody of each, and a code designation of their respective "command". The column headed Command contains their code designations, which are translated as follows:

11.....LANT.....Atlantic Fleet (Navy)
19.....LANT.....Atlantic Fleet (Marine Corps)

21.....PAC.....Pacific Fleet (Navy)
29.....PAC.....Pacific Fleet (Marine Corps)

31.....NABS.....Naval Air Bases (Navy)
39.....NABS.....Naval Air Bases (Marine Corps)

41.....NABTC.....Naval Air Basic Training Command
43.....NAATC.....Naval Air Advanced Training Command
44.....NATTC.....Naval Air Technical Training Command

50.....NART.....Naval Air Reserve Training Command

70.....R&D.....Research & Development, BUAER

88.....BUAER.....Maintenance and Support, BUAER

The above classifications are for logistic purposes and statistical convenience and in no way alter any organizational structure or military command established elsewhere by the Navy.

SECTION II

STATUS OF NAVY AIRCRAFT INVENTORY 57

CONFIDENTIAL

DECLASSIFIED

CONFIDENTIAL

STATUS CODES

Table two of this report includes a column headed "STATUS" which refers to aircraft status code classifications as defined in OPNAV INSTRUCTION NO. 5442.2 For full status code definitions, see reference.

AIRCRAFT STATUS CLASSIFICATIONS	AIRCRAFT STATUS CODES							
THE PROCESS	IF IN THE PROCESS		IF AWAITING THE PROCESS (OR AWAITING TRANSFER ELSEWHERE FOR THE PROCESS)				IF ENROUTE TO THE PROCESS	
							Flight	Surface Transport
OPERATING	A-number, aging in tour, A-letter, not aging in tour		If in operating command	If In BUAER				
Primary Use:								
Combat	A1	AJ	B	B if completely ready for issue; B # to indicate material lacking:			C	C9
Combat Services	A2	AK	B				C	C9
Student Pilot Training	A3	AL	B				C	C9
Post-Student Training	A4	AM	B	B1-Airborne Equipment			C	C9
Crew Training	A5	AN	B	B2-Armament			C	C9
Individual Proficiency	A6	AO	B	B3-Electronic			C	C9
Transport	A7	AP	B	B4-Photographic			C	C9
Utility (Including Administrative)	A8	AQ	B	B5-Power Plant			C	C9
Research and Development	A9	AR	B				C	C9
STANDARD REWORK	D-number, in rework D-letter, rework completed except for flight check		If to be reworked where now located		If to be transferred elsewhere for rework			
			Flyable	Non-Flyable	Flyable	Non-Flyable		
Overhaul	D1	DA	E1	E6	EJ	EN	F1	F6
Progressive Maintenance-Conversion	D2	DB	E2	E7	EK	EP	F2	F7
Progressive Maintenance	D3	DC	E3	E8	EL	EQ	F3	F8
Overhaul-Conversion	D4	DD	E4	E9	EM	ER	F4	F9
Airline Maintenance	D9	-	E3	E8	EL	EQ	F3	F8
SPECIAL REWORK			If not in storage and if flyable, H - Number; but if nonflyable, H - Letter. If in storage, M - Number					
					Not In Cans	In Cans		
Conversion	G4		H4 HM		-	-	I	I9
Modification	G5		H5 HN		-	-	I	I9
Repair	G6		H6 HO		-	-	I	I9
Modernization	G7		H7 HP		M7	M9	I	I9
Modernization-Conversion	G8		H8 HQ		M8	MQ	I	I9
Interim Rework	G9		H9 HR		-	-	I	I9
STORAGE								
Standard rework required . . . In cans	MW		NX				OX	
Not in cans	MX		NX				OX	
Standard rework not required . Not in cans	MY		NY				OY	
In cans	MZ		NY				OY	

BASIS OF ELIGIBILITY FOR RETIREMENT AND STRIKE					
RETIREMENT AND STRIKE		Category 1 Damage	Category 2 Depreciation	Category 3 Administrative	Category 4 Service Life Ended
Awaiting decision to strike	Flyable	Q1	P2	P3	P4
	Nonflyable		Q2	Q3	Q4
Awaiting strike	Flyable		S2	S3	S4
	Nonflyable		SK	SL	SM
MAP . . No rework involved			R	R	R
Standard rework involved	In process		RD	RD	RD
	Awtg., enroute		RE	RE	RE
Special rework involved	In process		RG	RG	RG
	Awtg., enroute		RH	RH	RH

VARIOUS

Bailment . . On Contract	T
Contract pending	TR
Loan . . By the Navy	U
To the Navy	U5
Provisionally accepted	V#
Grounded, Structural	X
Disposition undetermined . . . . Awaiting	Y
Enroute	Z

Contingency Reserve:		If Enroute	If Not
Not stored . .	Flyable	WD	WF
	Nonflyable	WE	WN
Stored	In cans		WA
	Not in cans		WB

CONFIDENTIAL

DECLASSIFIED

CONFIDENTIAL

LOCATION OF NAVY AIRCRAFT
ABBREVIATIONS USED IN THIS REPORT
(Excluding "Status" Codes)

ABD - Aboard (name of ship follows)
ABMA - Army Ballistic Missile Agency
ADV - Advance
AER - Aeronautics, Bureau of
AES - Aircraft Engineering Squadron
AFB - Air Force Base
ASW - Anti-Submarine Warfare
ATT - Naval Attache
ATU - Advanced Training Unit
AV , AVP - Seaplane Tenders

BAGR - Bureau of Aeronautics General Representative
BAMR - Bureau of Aeronautics Maintenance Representative
BAR - Bureau of Aeronautics Representative
BARR - Bureau of Aeronautics Resident Representative
BIS - Board of Inspection and Survey ("Y" Prefix)
BUAER - Bureau of Aeronautics

CAA - Civil Aeronautics Authority
CD - Central District
CMEF - Commander of Middle East Forces
CNFE - Commander Naval Far East
CNFGER - Commander Naval Forces Germany
CVA - Attack Carrier
CVE - Escort Carrier
CVG - Carrier Air Group
CVL - Light Carrier
CVS - ASW Support Carrier

DET - Detachment
DST - District

F&M - Ferry and Maintenance
FAGU - Fleet Air Gunnery Unit
FAETU - Fleet Airborne Electronics Training Unit
FASRON - Fleet Air Service Squadron
FAWTU - Fleet All Weather Training Unit
FLTACSUPP - Fleet Tactical Support Squadrons
FORAVAHQGRU - Marine Force Aviation Headquarters Group

GMGRU - Guided Missile Group
GMSRON - Guided Missile Service Squadron

H&HS - Headquarters and Headquarters Squadron
H&MS - Headquarters and Maintenance Squadron
HATU - Heavy Attack Training Unit
HDQTRS - Headquarters
HEDRON - Marine Headquarters Squadron
HMR - Marine Helicopter Transport Squadron
HMX - Marine Helicopter Operational Development Squadron
HS - Helicopter Anti-Submarine Squadron
HTG - Helicopter Training Group
HU - Helicopter Utility Squadron

INM - Inspector of Naval Material

JOC - Joint Operations Center
JTTU - Jet Transitional Training Unit

LANT - Naval Air Force, Atlantic Fleet

M&S - Maintenance and Support, BUAER
MAAG - Military Assistance Advisory Group
MARS - Marine Aircraft Repair Squadron
MARTRAREPLGRU - Marine Training and Replacement Group
MATRON - AEW Barrier Maintenance Squadron
MATS - Military Air Transport Service
MCAF - Marine Corps Air Facility
MCALF - Marine Corps Auxiliary Landing Field
MCAS - Marine Corps Air Station
MINDEFDEVU - Mine Defense Development Unit
MISS - Naval Mission
MTG - Marine Training Group
MWSG - Marine Wing Service Group

NAAS - Naval Auxiliary Air Station
NAATC - Naval Air Advanced Training Command
NABS - Naval Air Bases
NABTC - Naval Air Basic Training Command
NADC - Naval Air Development Center
NADU - Naval Air Development Unit
NAF - Naval Air Facility
NAMC - Naval Air Material Center
NAOTS - Naval Aviation Ordnance Test Station
NART - Naval Air Reserve Training
NARTS - Naval Air Rocket Test Station
NARTU - Naval Air Reserve Training Unit
NAS - Naval Air Station
NASA - National Aeronautics and Space Administration
NASWF - Naval Air Special Weapons Facility
NATC - Naval Air Test Center
NATRA - Naval Air Training
NATECHTRACEN - Naval Air Technical Training Center
NATECHTRAU - Naval Air Technical Training Unit
NATTC - Naval Air Technical Training Command
NATTU - Naval Air Technical Training Unit
NATU - Naval Air Torpedo Unit
NAV - Naval
NAVCICOFFSCH - Combat Information Center Officers' School
NLO - Naval Liaison Officer
NOTS - Naval Ordnance Test Station
NPG - Naval Proving Ground
NPU - Naval Parachute Unit
NSAWF - Naval School All Weather Flight
NTDC - Naval Training Device Center

O&R - Overhaul and Repair, BUAER M&S
ONR - Office of Naval Research
OPDEVFOR - Operational Development Force

PAC - Naval Air Force, Pacific Fleet
PRNC - Potomac River Naval Command

R&D - Research and Development, BUAER

SDC - Special Devices Center
SO&ES - Station Operations and Engineering Squadron
SRNC - Severn River Naval Command

TRANS - Transportation

USMC - United States Marine Corps
USN - United States Navy
USNMC - United States Naval Missile Center
USNR - United States Naval Reserve

VA - Attack Squadron
VAAW - Carrier Special Squadron Night
VAH - Heavy Attack or Mining Squadron
VAHM - Mining Squadron
VAP - Photographic Squadron
VAW - Carrier Special Squadrons Air Early Warning
VF - Fighter Squadron
VFAW - Carrier Special Squadron
VFP - Composite Squadron Photographic
VMA - Marine Attack Squadron
VMAT - Marine Attack Training Squadron
VMC - Marine Composite Squadron
VMCJ - Marine Composite Photographic Squadron
VMFAW - Marine All-Weather Fighter Squadron
VMFT - Marine Fighter Training Squadron
VMFTAW - Marine All-Weather Fighter Training Squadron
VMIT - Marine Instrument Training Squadron
VMJ - Marine Photographic Squadron
VMO - Marine Observation Squadron
VMR - Marine Transport Squadron
VP - Patrol Squadron
VQ - Electronic Counter Measures Squadron
VR - Transport Squadron
VS - Anti-Submarine Squadron
VU - Utility Squadron
VW - Air Early Warning Squadron
VX - Air Operational Development Squadron

ZP - Airship Patrol Squadron
ZTG - Airship Training Group
ZW - Barrier Squadron (Contiguous)
ZX - Airship Operational Development Squadron

NOTE: For information as to abbreviations used to designate class, subclass and version of aircraft, see pages 58 and 64.

CONFIDENTIAL

DECLASSIFIED

TABLE 1 PROGRAM OPERATING ALLOWANCES FOR FISCAL 1959

Table 2 reflects planned aircraft model assignments to meet the allowances shown in Table 1. In instances where the Naval Aircraft Inventory contains insufficient aircraft of the types shown in Table 1, Table 2 will indicate substituted models. The primary operating status code included in Table 1 reflects the primary reason or intent for the operating units having an authorized operating allowance therefore. Where inconsistencies appear between the status codes listed in Table 1 and Table 2, differences will be resolved in favor of those listed in Table 1. Revisions to the authorized allowances listed in Table 1 will be indicated by an appropriate symbol for subsequent periods; however, because of budgetary considerations such revision will normally not appear at intervals of less than four months.

UNIT	LOCATION	CLASS	OPERATING ALLOWANCES	PRIMARY OPTG. STATUS
FLEET COMBAT UNITS				
USN				
CARRIER AIR GROUPS/RONS				
LANT		VF(AW)JET	249	A1
		VA(DAY)JET	186	A1
		VA(DAY)PROP	84	A1
		VA(H)JET	72	A1
		VT(JET)	47*	A4
		VT(SE)	10*	A4
PAC		VF(AW)JET	332	A1
		VA(DAY)JET	252	A1
		VA(DAY)PROP	108	A1
		VA(H)JET	58	A1
		VT(JET)	63*	A4
		VT(SE)	5*	A4
SPECIAL MISSION SQUADRONS				
LANT				
VAW 12	Quonset Point	VA(W)PROP	48	A1
		VT(ME)	1*	A4
VA(AW) 33	Quonset Point	VA(AW)PROP	24	A1
		VA(Q)PROP	2	A1
		VT(ME)	1*	A4
VF(AW) 4	Quonset Point	VF(AW)JET	30	A1
VFP 62	Cecil Field	VF(P)JET	24	A1
		VT(JET)	1*	A4
		VT(ME)(P)	1*	A4
VAP 62	Norfolk	VA(P)JET	12	A1
		VT(JET)	1*	A4
		VT(ME)(P)	1*	A4
VQ 2	Port Lyautey	VA(Q)JET	12	A1
GMSRON 2		VF(D)JET	6	A1
		VF(KD)JET	5	A1
		VT(D)JET	4	A2
		VT(SE)(D)	3	A2
PAC				
VAW 11	North Island	VA(W)PROP	56	A1
		VT(ME)	1*	A4
VA(AW) 35	North Island	VA(AW)PROP	32	A1
		VA(Q)PROP	2	A1
		VT(ME)	1*	A4
VF(AW) 3	North Island	VF(AW)JET	45	A1
		VT(ME)	1*	A8
VFP 61	Miramar	VF(P)JET	32	A1
		VT(JET)	1*	A4
		VT(ME)(P)	1*	A4
VAP 61	Agana	VA(P)JET	12	A1
		VT(JET)	1*	A4
		VT(ME)(P)	1*	A4
VQ 1	Iwakuni	VA(Q)JET	12	A1
GMSRON 1	Barbers Point	VF(D)JET	6	A1
		VF(KD)JET	5	A1
		VT(D)JET	4	A2
FAGU		VF(DAY)JET	12*	A4
		VF(AW)JET	8*	A4
		VA(DAY)JET	12*	A4
		VA(DAY)PROP	1*	A4
		VT(ME)	1*	A4
HEAVY ATTACK MINING RONS				
LANT				
VA(HM) 13	Norfolk	VP(L)	12	A1
PAC				
VA(HM) 10	Whidbey Island	VP(L)	12	A1
VP 28	Barbers Point	VP(L)	12	A1
CARRIER ASW RONS				
LANT				
VS RONS				
VS 27	Norfolk	VS	20	A1
VS 30	Norfolk	VS	20	A1
VS 31	Norfolk	VS	20	A1
VS 32	Quonset Point	VS	20	A1
VS 36	Norfolk	VS	20	A1
VS 39	Norfolk	VS	20	A1
HS RONS				
HS 1	Key West	HS	14	A1
		VT(ME)	1*	A4
HS 3	Norfolk	HS	14	A1
		VT(ME)	1*	A4
HS 5	Key West	HS	14	A1
		VT(ME)	1*	A4
HS 7	Norfolk	HS	14	A1
		VT(ME)	1*	A4
HS 9	Quonset Point	HS	14	A1
		VT(ME)	1*	A4
HS 11	Quonset Point	HS	14	A1
		VT(ME)	1*	A4
PAC				
VS RONS				
VS 21	North Island	VS	20	A1
VS 23	Los Alamitos	VS	20	A1
VS 37	Los Alamitos	VS	20	A1
VS 38	North Island	VS	20	A1
HS RONS				
HS 2	Ream Field	HS	14	A1
		VT(ME)	1*	A4
HS 4	Ream Field	HS	14	A1
		VT(ME)	1*	A4
HS 6	Ream Field	HS	14	A1
		VT(ME)	1*	A4
HS 8	Ream Field	HS	14	A1
		VT(ME)	1*	A4

* Fleet Training Aircraft.

DECLASSIFIED

CONFIDENTIAL

TABLE 1 **PROGRAM OPERATING ALLOWANCES FOR FISCAL 1959**

UNIT	LOCATION	CLASS	OPERATING ALLOWANCES	PRIMARY OPTG. STATUS
VP SQUADRONS				
LANT				
VP(LAND)				
VP 5	Jacksonville	VP(L)	12	A1
VP 7	Brunswick	VP(L)	12	A1
VP 8	Norfolk	VP(L)	12	A1
VP 10	Brunswick	VP(L)	12	A1
VP 11	Brunswick	VP(L)	12	A1
VP 16	Jacksonville	VP(L)	12	A1
VP 18	Jacksonville	VP(L)	12	A1
VP 21	Brunswick	VP(L)	12	A1
VP 23	Brunswick	VP(L)	12	A1
VP 26	Brunswick	VP(L)	12	A1
VP(SEA)				
VP 44	Norfolk	VP(S)	12	A1
VP 45	Bermuda	VP(S)	12	A1
VP 49	Bermuda	VP(S)	12	A1
VP 56	Norfolk	VP(S)	12	A1
PAC				
VP(LAND)				
VP 1	Whidbey Island	VP(L)	12	A1
VP 2	Whidbey Island	VP(L)	12	A1
VP 4	Naha	VP(L)	12	A1
VP 6	Barbers Point	VP(L)	12	A1
VP 9	Alameda	VP(L)	12	A1
VP 19	Alameda	VP(L)	12	A1
VP 22	Barbers Point	VP(L)	12	A1
VP(SEA)				
VP 40	North Island	VP(S)	12	A1
VP 42	North Island	VP(S)	12	A1
VP 46	North Island	VP(S)	12	A1
VP 47	Alameda	VP(S)	12	A1
VP 48	North Island	VP(S)	12	A1
VP 50	Whidbey Island	VP(S)	12	A1
ZP SQUADRONS				
LANT				
ZP 2	Glynco	ZP	6	A1
		VT(ME)	2*	A4
ZP 3	Lakehurst	ZP	4	A1
		VT(ME)	3*	A4
HU SQUADRONS				
LANT				
HU 2	Lakehurst	VT(ME)	1*	A4
		HU	50	A2
PAC				
HU 1	Ream Field	HU	48	A2
		VT(ME)	1*	A4
		HT	2	A4
FLEET AEWRONS				
VW 1	Agana	VW	9	A2
VW 2	Patuxent River	VW	12	A2
VW 3	Agana	VW	9	A2
VW 4	Jacksonville	VW	6	A2
BARRIER AEWRONS				
LANT				
VW 11	Argentia	VW	12	A2
		VR(H)	2*	A5
		VT(ME)	1*	A5
VW 13	Patuxent River	VW	6	A2
		VR(H)	1*	A5
		VT(ME)	1*	A5
VW 15	Patuxent River	VW	6	A2
		VR(H)	1*	A5
		VT(ME)	1*	A5
ZW 1	Lakehurst	ZW	6	A2
		VT(ME)	3*	A4
PAC				
VW 12	Barbers Point	VW	12	A2
VW 14	Barbers Point	VW	13	A2
AEW BARSRON 2	Barbers Point	VR(H)	5*	A5
		VT(ME)	3*	A5
USMC				
LANT				
MARS 27	Cherry Point	VA(DAY)PROP	4	A2
		VR(H)	2	A2
		VR(M)	2	A2
		VT(JET)	3	A6
		VT(ME)	1	A6
H&MS 14	Edenton	VA(DAY)JET	2	A1
		VR(M)	1	A2
		VT(JET)	3	A2
H&MS 24	Cherry Point	VF(AW)JET	2	A1
		VR(M)	1	A2
		VT(JET)	3	A2
H&MS 26	New River	VR(M)	2	A2
H&MS 32	Beaufort	VF(DAY)JET	2	A1
		VR(M)	1	A2
		VT(JET)	3	A2
4 VMF		VF(DAY)JET	80	A1
2 VMF(AW)		VF(AW)JET	40	A1
5 VMA		VA(DAY)JET	100	A1
1 VMCJ		VF(Q)JET	9	A1
		VF(P)JET	9	A1
3 VMR		VR(M)	35	A2
1 HMR(C)		HO	12	A1
		HR(L)	12	A1
2 HMR(L)		HR(L)	44	A1
1 HMR(M)		HR(M)	12	A1
1 VMO		VO	12	A1

* Fleet Training Aircraft.

CONFIDENTIAL

DECLASSIFIED

TABLE 1 **PROGRAM OPERATING ALLOWANCES FOR FISCAL 1959**

UNIT	LOCATION	CLASS	OPERATING ALLOWANCES	PRIMARY OPTG. STATUS
PAC				
MARS 17	Iwakuni	VA(DAY)PROP	3	A1
		VR(H)	2	A2
		VR(M)	4	A2
		VT(JET)	2	A6
		VT(ME)	1	A6
		HU	2	A2
MARS 37	El Toro	VA(DAY)PROP	4	A1
		VR(H)	2	A2
		VR(M)	4	A2
		VT(JET)	3	A6
		VT(ME)	1	A6
H&MS 11	Atsugi	VF(AW)JET	2	A1
		VR(M)	1	A2
		VT(JET)	3	A2
H&MS 12	Iwakuni	VA(DAY)JET	2	A1
		VR(M)	1	A2
		VT(JET)	3	A2
H&MS 13	Kaneohe	VF(DAY)JET	2	A1
		VR(M)	1	A2
		VT(JET)	3	A2
H&MS 15	El Toro	VA(DAY)JET	2	A1
		VR(M)	1	A2
		VT(JET)	3	A2
H&MS 33	El Toro	VF(DAY)JET	2	A1
		VR(M)	1	A2
		VT(JET)	3	A2
5 VMF		VF(DAY)JET	100	A1
4 VMF(AW)		VF(AW)JET	80	A1
7 VMA		VA(DAY)JET	140	A1
2 VMCJ		VF(Q)JET	18	A1
		VF(P)JET	18	A1
2 VMR		VR(H)	20	A2
		VR(M)	8	A2
5 HMR(L)		HR(L)	120	A1
2 HMR(M)		HR(M)	24	A1
2 VMO		VO	24	A1
		HO	12	A1
1 HMR(C)		HO	12	A1
		HR(L)	12	A1
DIRECT FLEET SUPPORT UNITS				
USN				
UTILITY SQUADRONS				
VU 1	Barbers Point	VF(P)JET	1	A8
		VF(D)JET	6	A8
		VU(TOW)	4	A8
		VT(ME)(P)	1	A8
		HU	1	A8
VU 2	Quonset Point	VU(TOW)	3	A8
		VT(ME)	1	A8
VU 3	Brown Field	VF(D)JET	7	A8
		VT(ME)	1	A8
		VU(TOW)(D)	2	A8
		VP(L)(D)	1	A8
		VT(SE)(D)	2	A8
VU 4	Oceana	VF(D)JET	6	A8
		VU(TOW)	2	A8
		VU(TOW)(D)	2	A8
		VT(ME)	1	A8
		VP(L)(D)	1	A8
		HU	1	A8
		VT(SE)(D)	1	A8
VU 5	Atsugi	VF(DAY)JET	5	A8
		VF(P)JET	1	A8
		VT(ME)(P)	2	A8
		VU(TOW)	4	A8
VU 6	Norfolk	VT(ME)	1	A8
VU 7	Brown Field	VF(DAY)JET	12	A8
		VR(M)	1	A8
		VU(TOW)	6	A8
		VU(TOW)(D)	3	A8
		VT(ME)(P)	2	A8
		VT(SE)(D)	2	A8
VU 10	Guantanamo Bay	VF(DAY)JET	2	A8
		VF(D)JET	7	A8
		VU(TOW)	2	A8
		VU(TOW)(D)	2	A8
		VT(ME)	1	A8
		VT(SE)(D)	1	A8
FLEET TACTICAL SUPPORT SQUADRONS				
VR 1	Patuxent River	VR(H)	7	A2
		VR(M)	12	A2
VR 21	Barbers Point	VR(H)	15	A2
Detachment	Atsugi	VR(H)	1	A2
		VR(C)	7	A2
Detachment	San Diego	VR(H)	1	A2
		VR(M)	3	A2
		VR(C)	4	A2
VR 24	Port Lyautey	VR(H)	6	A2
Detachment	Naples	VR(C)	6	A2
AIRCRAFT FERRY SQUADRONS				
VRF 31	Norfolk	VR(M)	2	A2
		VT(ME)	1	A2
VRF 32	San Diego	VR(M)	2	A2
		VT(ME)	1	A2
CARRIER UTILITY				
CVA FLT. TRNG.	LANT	VA(DAY)PROP	6	A2
		VR(C)	6	A2
CVS, CVE, AV FLT. TRNG.	LANT	VR(C)	5	A2
		VU	1	A2
CVS, CVE, AV FLT. TRNG.	PAC	VR(C)	4	A2
CVA FLT. TRNG.	PAC	VA(DAY)PROP	8	A2
		VR(C)	8	A2
FLEET AIRCRAFT SERVICE SQUADRONS				
FASRON 2	Quonset Point	VT(JET)	2	A6
		VT(ME)	1	A6
		VR(C)	1	A2
FASRON 3	Norfolk	VA(DAY)JET	3	A6
		VR(C)	5	A2
		VT(JET)	6	A6
		VT(ME)	9	A6
FASRON 4	San Diego	VA(DAY)JET	3	A6
		VR(M)	1	A2
		VT(JET)	3	A6
		VT(ME)	3	A6
FASRON 5	Oceana	VT(JET)	3	A6
		VT(ME)	1	A6
FASRON 6	Jacksonville	VT(JET)	3	A6
		VR(C)	4	A2
		VT(ME)	3	A6

DECLASSIFIED

TABLE 1 **PROGRAM OPERATING ALLOWANCES FOR FISCAL 1959**

UNIT	LOCATION	CLASS	OPERATING ALLOWANCES	PRIMARY OPTG. STATUS
FASRON 8	Alameda	VA(DAY)JET	2	A6
		VR(C)	1	A2
		VT(JET)	3	A6
		VT(ME)	3	A6
FASRON 9	Cecil Field	VT(JET)	1	A6
		VT(ME)	1	A6
FASRON 10	Moffett Field	VR(C)	1	A2
		VT(JET)	2	A6
FASRON 11	Atsugi	VR(C)	1	A2
		VT(JET)	5	A6
		VT(ME)	6	A6
FASRON 12	Miramar	VR(C)	1	A2
		VT(JET)	3	A6
FASRON 51	Sanford	VT(JET)	2	A6
		VT(ME)	2	A6
FASRON 200	Blackbushe	VR(H)	1	A8
		VR(M)	3	A2
		VT(ME)	3	A6
FASRON 201	Malta	VR(M)	1	A2
		VT(ME)	1	A6
FASRON 102	Norfolk	VR(M)	2	A2
		VR(M)	4	A5
		VT(ME)	2	A6
		VU	1	A8
		VW	1	A9
FASRON 104	Rota	VR(M)	1	A2
		VT(ME)	2	A6
FASRON 105	Roosevelt Roads	VU	1	A2
FASRON 106	Argentia	VR(H)	1	A2
		VT(ME)	1	A6
# FASRON 107	Iceland	VR(H)	1	A2
FASRON 108	Brunswick	VT(ME)	1	A6
FASRON 109	Jacksonville	VR(M)	1	A2
		VT(ME)	1	A6
FASRON 110	San Diego	VT(ME)	2	A6
FASRON 111	Bermuda	VU	1	A2
FASRON 112	Whidbey Island	VR(H)	2	A2
		VR(M)	2	A2
		VT(JET)	2	A6
		VT(ME)	2	A6
FASRON 113	Cubi Point	VR(C)	1	A2
		VT(JET)	2	A6
		VT(ME)	2	A6
FASRON 114	Kodiak	VU	1	A2
FASRON 116	Alameda	VT(ME)	1	A6
FASRON 117	Barbers Point	VT(ME)	5	A6
		VT(JET)	3	A6
		VR(M)	1	A2
FASRON 118	Naha	VR(M)	1	A2
		VT(ME)	3	A6
		VU	1	A2
FASRON 119	Sangley Point	VT(ME)	3	A6
		VR(M)	1	A2
FASRON 120	Iwakuni	VT(ME)	2	A6
		VU	1	A2
AIR OPERATIONAL DEVELOPMENT SQUADRONS				
VX 1	Key West	VS	2	A9
		VP(L)	3	A9
		VP(S)	2	A9
		VT(ME)	2	A6
		HS	3	A9
		ZP	3	A9
VX 3	Oceana	VF(DAY)JET	6	A9
		VF(AW)JET	6	A9
		VT(JET)	2	A9
		VR(C)	1	A8
		VT(ME)	1	A8
VX 4	Point Mugu	VF(AW)JET	8	A9
		VT(ME)	1	A6
VX 5	China Lake	VA(DAY)JET	8	A9
		VA(DAY)PROP	2	A9
		VA(H)JET	1	A9
		VT(ME)	1	A6
		VT(JET)	1	A6
VX 6	Quonset Point	VP(L)	3	A8
		VR(H)	2	A8
		VR(M)	6	A8
		VU	6	A8
		HU	3	A8
USMC				
H&HS AIRFMFLANT	Norfolk	VR(H)	1	A2
		VR(M)	1	A2
		VT(JET)	1	A6
		VT(ME)	2	A6
H&HS AIRFMFPAC	El Toro	VR(M)	2	A2
		VT(JET)	2	A6
		VT(ME)	1	A6
VMT 1	Cherry Point	VT(JET)	20	A2
VMT 2	El Toro	VT(JET)	20	A2
OVERSEAS NAVAL BASES				
LANT				
NAVSTA	Argentia	VR(H)	1	A2
		VU	1	A2
		HU	2	A2
HDQTRS CMEF	Dhahran	VR(M)	1	A8
NAS ADV BASE	Port Lyautey	VR(M)	1	A2
		VU	1	A2
		VT(ME)	1	A6
		HU	1	A2
NAF	Naples	VR(H)	1	A8
		VR(M)	2	A2
		VU	1	A2
		VT(ME)	5	A6
		VU(TOW)	2	A2
NAF	Lajes	VU	1	A6
NAS	Rota	VR(M)	1	A2
		VT(ME)	1	A6
		HU	1	A2
NAVSTA 10 ND	Roosevelt Roads	VR(M)	2	A2
		VU	2	A2
		VT(ME)	1	A6
		HU	1	A2
NAS 10 ND	Guantanamo	VR(M)	1	A2
		VU	2	A2
		VT(ME)	1	A6
		VT(SE)	1	A8
		HU	1	A2
NAVSTA 10 ND	Trinidad	VU	1	A2

Revision to authorized allowance.

DECLASSIFIED

TABLE 1 **PROGRAM OPERATING ALLOWANCES FOR FISCAL 1959**

UNIT	LOCATION	CLASS	OPERATING ALLOWANCES	PRIMARY OPTG. STATUS
PAC				
NAS ADV BASE	Atsugi	VR(M)	1	A2
		VT(ME)	1	A6
		VT(JET)	2	A6
		HU	2	A2
COMNAVFORJAPAN	Atsugi	VR(M)	1	A2
NAS ADV BASE	Oppama	VU	4	A2
NAS ADV BASE	Naha	VU	1	A2
NAS	Cubi Point	VU	1	A2
		VT(ME)	1	A6
		HU	2	A2
NAVSTA	Sangley Point	VR(H)	1	A2
		VR(M)	1	A2
		VU	1	A2
		HU	1	A2
NAS ADV BASE	Agana	VR(H)	1	A2
		VU	3	A2
		VT(ME)	1	A6
		HU	2	A2
COMTAIWANDEFCOM	Taiwan	VR(M)	1	A2
NAVSTA 14 ND	Midway	VU	3	A2
NAS 14 ND	Barbers Point	VR(M)	1	A2
		VT(ME)	2	A6
		HU	2	A2
NAS 14 ND	Ford Island	VT(ME)	1	A6
NAVSTA 14 ND	Kwajalein	VU	1	A2
MCAS 14 ND	Kaneohe	VR(M)	1	A2
		VT(ME)	2	A6
		VT(JET)	2	A6
		HU	2	A2
NAS 17 ND	Adak	VU	2	A2
NAS 17 ND	Kodiak	VR(H)	2	A2
INDIRECT FLEET SUPPORT UNITS				
NAVAL AIR BASES				
NAS 1 ND	Quonset Point	VR(M)	2	A8
		VU	1	A8
		VT(JET)	8	A6
		VT(ME)	9	A6
		VT(ME)(P)	1	A8
		HU	3	A8
NAS 1 ND	Brunswick	VU	1	A8
		VT(ME)	1	A6
		HU	1	A8
NAS 4 ND	Lakehurst	VR(M)	1	A8
		VT(ME)	2	A6
NAS 4 ND	Johnsville	VT(ME)	7	A6
NAS 5 ND	Norfolk	VR(M)	4	A8
		VT(ME)	6	A6
		VT(SE)	6	A6
		VT(ME)(P)	1	A8
NAS 5 ND	Oceana	VR(M)	1	A8
		VT(JET)	4	A6
		VT(ME)	2	A6
		HU	2	A8
NAS 6 ND	Jacksonville	VR(M)	2	A8
		VU	1	A8
		VT(JET)	2	A6
		VT(ME)	3	A6
		HU	1	A8
NAAS 6 ND	Mayport	VT(JET)	2	A6
		HU	1	A8
NAS 6 ND	Key West	VA(DAY)PROP	1	A6
		VR(H)	1	A8
		VU	1	A8
		VT(JET)	1	A6
		VT(ME)	1	A6
		HU	1	A8
NAS 6 ND	Sanford	VR(M)	1	A8
		VT(JET)	1	A6
		HU	1	A8
NAS 6 ND	Cecil Field	VT(JET)	2	A6
		VT(ME)	1	A6
		HU	1	A8
COMNAVCONAD				
NAS 9 ND	Colorado Springs	VR(M)	2	A8
		VT(JET)	3	A8
NAS 9 ND	Naval Recruiting Office - Denver	VT(ME)	2	A6
NAAS 11 ND	Brown Field	VT(ME)	1	A6
NAS 11 ND	North Island	VR(M)	2	A8
		VT(JET)	3	A6
		VT(ME)	3	A6
		HU	2	A8
NAAS 11 ND	Ream Field	VT(ME)	1	A6
NAF 11 ND	Litchfield Park	VR(M)	1	A8
		VT(ME)	1	A6
NAS 11 ND	China Lake	HU	1	A8
NAS 11 ND	Miramar	VR(M)	1	A8
		VT(ME)	2	A6
		VT(JET)	3	A6
		HU	1	A8
NAS 11 ND	Point Mugu	VR(H)	1	A8
		VT(JET)	1	A6
		VT(ME)	6	A6
		HU	2	A8
NAS 12 ND	Alameda	VR(M)	2	A8
		VU	1	A8
		VT(JET)	4	A6
		VT(ME)	2	A6
		VT(ME)(P)	1	A8
		HU	1	A8
NAS 12 ND	Moffett Field	VT(JET)	3	A6
		VT(ME)	5	A6
		HU	2	A8
NAAS 12 ND	Fallon	VT(JET)	1	A6
		VR(H)	1	A8
		HU	2	A8
NAF 12 ND	Monterey	VA(DAY)PROP	4	A4
		VT(ME)	26	A6
		VT(SE)	11	A6
		VT(NAV)	1	A4
		HU	1	A8
NAS 13 ND	Whidbey Island	VR(M)	1	A8
		VU	1	A8
		VT(ME)	1	A6
		VT(ME)(P)	1	A8
		HU	2	A8

DECLASSIFIED

TABLE 1 **PROGRAM OPERATING ALLOWANCES FOR FISCAL 1959**

UNIT	LOCATION	CLASS	OPERATING ALLOWANCES	PRIMARY OPTG. STATUS
NAF PRNC	Dahlgren	VT(ME)	1	A6
NAS PRNC	Anacostia	VR(H)	1	A8
		VR(M)	10	A8
		VT(JET)	8	A6
		VT(ME)	56	A6
		VT(ME)(P)	2	A8
		VT(SE)	11	A6
NAS PRNC	Patuxent River	VT(JET)	2	A6
		VT(ME)	2	A6
		VU	1	A8
		HU	1	A8
NAS SRNC	Annapolis	VT(SE)	28	A3
		VU	12	A6
		HU	1	A8
INDIRECT FLEET SUPPORT UNITS				
USN				
NAVAL AIR TRAINING				
	Basic	VF(DAY)JET	6	A4
		VA(DAY)PROP	1	A8
		VS	2	A6
		VR(H)	3	A8
		VR(M)	5	A8
		VT(JET)	112	A3
		VT(JET)	8	A6
		VT(SE)	670	A3
		VT(SE)	10	A6
		VT(ME)	35	A3
		VT(ME)	30	A6
		VT(ME)(P)	1	A8
		HU	3	A8
		HU	39	A4
		HT	39	A4
		ZP	4	A3
		TOTAL	968	
	Advanced	VF(DAY)JET	214	A3
		VA(DAY)PROP	33	A3
		VS	76	A3
		VP(L)	18	A3
		VP(S)	9	A3
		VR(H)	2	A8
		VR(M)	4	A8
		VT(JET)	113	A3
		VT(JET)	10	A6
		VT(ME)	38	A3
		VT(ME)	8	A6
		VT(ME)(P)	1	A8
		VT(NAV)	2	A5
		HU	9	A8
		TOTAL	537	
	Technical	VF(AW)JET	42	A4
		VP(P)JET	4	A4
		VA(DAY)PROP	4	A4
		VW	6	A4
		VR(M)	4	A8
		VT(JET)	14	A4
		VT(SE)	3	A6
		VT(SE)	7	A5
		VT(ME)	18	A6
		VT(ME)	4	A8
		VT(ME)(P)	9	A4
		VT(NAV)	1	A4
		HU	2	A8
		TOTAL	118	

UNIT	LOCATION	CLASS	OPERATING ALLOWANCES	PRIMARY OPTG. STATUS
RESEARCH & DEVELOPMENT (BUAER R&D)				
	Project	VF(DAY)JET	27	A9
		VF(AW)JET	21	A9
		VF(P)JET	4	A9
		VF(D)JET	8	A9
		VA(DAY)PROP	8	A9
		VA(DAY)JET	17	A9
		VA(W)PROP	3	A9
		VA(AW)PROP	5	A9
		VA(H)JET	3	A9
		VA(P)JET	1	A9
		VA(Q)JET	1	A9
		VS	7	A9
		VP(L)	12	A9
		VW	9	A9
		VR(H)	5	A9
		VR(M)	12	A9
		VR(C)	2	A9
		VU(TOW)(D)	6	A9
		VT(JET)	14	A9
		VT(ME)	11	A9
		VT(SE)	1	A9
		VT(SE)(D)	7	A9
		HS	6	A9
		HU	2	A9
		ZP	2	A9
NAVAL ATTACHES AND MISSIONS				
LANT				
ATT BAGHDAD	Iraq	VR(M)	1	A8
ATT CAIRO	Egypt	VR(M)	1	A8
ATT TEHRAN	Iran	VR(M)	1	A8
ATT NEW DELHI	India	VR(M)	1	A8
ATT ATHENS	Greece	VU	1	A8
ATT MEXICO CITY	Mexico	VR(M)	1	A8
ATT OSLO	Norway	VU	1	A8
MISSION ANKARA	Turkey	VR(M)	1	A8
MISSION BOGOTA	Columbia	VR(M)	1	A8
# MISSION CUIDAD TRUJILLO	Dominican Republic	VT(ME)	1	A8
MISSION PORT-AU-PRINCE	Haiti	HU	1	A8
MISSION LIMA	Peru	VR(M)	1	A8
MISSION QUITO	Ecuador	VR(M)	1	A8
MISSION RIO DE JAN	Brazil	VR(M)	1	A8
MISSION VALPHARAISO	Chile	VR(M)	1	A8
NAV ADV GROUP	Buenos Aires	VR(M)	1	A8

Revision to authorized allowance.

DECLASSIFIED

TABLE 1 **PROGRAM OPERATING ALLOWANCES FOR FISCAL 1959**

UNIT	LOCATION	CLASS	OPERATING ALLOWANCES	PRIMARY OPTG. STATUS
PAC				
ATT DJAKARTA	Java	VR(M)	1	A8
ATT MELBOURNE	Australia	VR(M)	1	A8
MAAG BANGKOK	Thailand	VT(ME)	1	A8
MAAG SAIGON	Vietnam	VR(M)	1	A8
MAAG TSO YING	Taiwan	VR(M)	1	A8
NAVSEC MAAG TAIPEI	Taiwan	VT(ME)	1	A8
BUAER REPRESENTATIVES				
BAGR CENT DIST	Dayton	VR(M)	1	A8
		VT(ME)	2	A8
BAGR WSTRN DIST	Los Angeles	VR(M)	1	A8
		VT(ME)	1	A8
BAR AKRON	Akron	VT(ME)	1	A8
BAR BALTIMORE	Baltimore	VT(ME)	1	A8
BAR BUFFALO	Buffalo	VT(ME)	1	A8
BAR BURBANK	Burbank	VT(ME)	1	A8
BAR COLUMBUS	Columbus	VT(ME)	2	A8
BAR EAST HARTFORD	East Hartford	VT(ME)	1	A8
BAR EL SEGUNDO	El Segundo	VT(ME)	1	A8
BAR INDIANAPOLIS	Indianapolis	VT(ME)	1	A8
BAR ST. LOUIS	St. Louis	VT(ME)	1	A8
BAR TETERBOROUGH	Teterborough	VT(ME)	1	A8
MARINE CORPS AIR STATIONS				
MCAS	El Toro	VR(H)	1	A8
		VR(M)	2	A8
		VT(JET)	3	A6
		VT(ME)	4	A6
		HU	2	A8
MCAF	Santa Ana	VT(ME)	2	A8
MCAAS	Yuma	VR(M)	2	A8
		VT(JET)	2	A6
		VT(ME)	1	A6
		HU	2	A8
MCAS	Cherry Point	VR(H)	2	A8
		VR(M)	2	A8
		VT(JET)	3	A6
		VT(ME)	2	A6
		HU	2	A8
MCAAS	Beaufort	VR(M)	2	A8
		VT(JET)	2	A6
		VT(ME)	1	A6
		HU	2	A8
MCAF	New River	VR(M)	1	A8
		VT(ME)	5	A6
MCAS	Quantico	VA(DAY)PROP	14	A2
		VR(M)	2	A8
		VT(ME)	7	A6
		VT(ME)(P)	1	A6
HQMC FLT SEC	Anacostia	VR(M)	3	A8
		VT(JET)	2	A6
		VT(ME)	5	A6
		VT(SE)	7	A6
HMX 1	Quantico	HO	4	A2
		HR(L)	20	A2
		HR(M)	4	A2
NAVAL AIR RESERVE TRAINING		VF(DAY)JET	331	A4
		VA(DAY)PROP	63	A4
		VS	165	A4
		VP(L)	89	A4
		VR(H)	42	A4
		VR(M)	21	A4
		VT(JET)	47	A4
		VT(ME)	42	A4
		VT(ME)	2¢	A8
		VT(ME)(P)	4	A8
		HS	60	A4
		ZP	1	A4

[redacted] Includes 2 VT(ME) aircraft, one each for BAGR EAST DIST and BAR BETHPAGE.

TABLE 1A

DECLASSIFIED

~~CONFIDENTIAL~~

PROGRAM OPERATING ALLOWANCES FOR FISCAL 1959

CLASS	LANT	PAC	NABS	MCAS	BARS	NATRA	NART	BUAER R&D	TOTAL
TOTAL	2,027	2,429	337	114	16	1,623	867	194	7,607
VF(DAY)JET	90	133	-	-	-	220	331	27	801
VF(AW)JET	327	475	-	-	-	42	-	21	865
VF(P)JET	33	52	-	-	-	4	-	4	93
VF(D)JET	19	19	-	-	-	-	-	8	46
VF(KD)JET	5	5	-	-	-	-	-	-	10
VF(Q)JET	9	18	-	-	-	-	-	-	27
VA(DAY)JET	291	421	-	-	-	-	-	17	729
VA(DAY)PROP ...	94	126	5	14	-	38	63	8	348
VA(AW)PROP	24	32	-	-	-	-	-	5	61
VA(W)PROP	48	56	-	-	-	-	-	3	107
VA(P)JET	12	12	-	-	-	-	-	1	25
VA(Q)JET	12	12	-	-	-	-	-	1	25
VA(Q)PROP	2	2	-	-	-	-	-	-	4
VA(H)JET	72	59	-	-	-	-	-	3	134
VS	122	80	-	-	-	78	165	7	452
VP(L)	138	108	-	-	-	18	89	12	365
VP(S)	50	72	-	-	-	9	-	-	131
VP(LD)	1	1	-	-	-	-	-	-	2
VW	43	43	-	-	-	6	-	9	101
VO	12	24	-	-	-	-		-	36
VR(H)	25	52	4	3	-	5	42	5	136
VR(M)	95	45	30	14	2	13	21	12	232
VR(C)	28	28	-	-	-	-	-	2	58
VU(SAR)	23	19	19	-	-	-	-	-	61
VU(TOW)	9	14	-	-	-	-	-	-	23
VU(TOW)(D)	4	5	-	-	-	-	-	6	15
VT(JET)	101	135	48	12	-	257	47	14	614
VT(ME)	69	61	141	27	14	133	44	11	500
VT(ME)(P)	2	7	6	1	-	11	4	-	31
VT(SE)	11	5	56	7	-	690	-	1	770
VT(SE)(D).....	5	4	-	-	-	-	-	7	16
VT(NAV)	-	-	1	-	-	3	-	-	4
VT(D)JET	4	4	-	-	-	-	-	-	8
HS	87	56	-	-	-	-	60	6	209
HO	12	24	-	4	-	-	-	-	40
HR(L)	56	132	-	20	-	-	-	-	208
HR(M)	12	24	-	4	-	-	-	-	40
HU	61	62	27	8	-	53	-	2	213
HT	-	2	-	-	-	39	-	-	41
ZP	13	-	-	-	-	4	1	2	20
ZW	6	-	-	-	-	-	-	-	6

~~CONFIDENTIAL~~

DECLASSIFIED

TABLE 1B

PROGRAM OPERATING ALLOWANCES FOR FISCAL 1959

LANT

CLASS	TOTAL	NAVY COMBAT	FLT. TRNG.	O'SEAS BASES	FASRONS	VURONS	OPDEVFOR	CV UTILITY	ATT. & MISS.	FLTACSUPPRON	MARINE COMBAT	H&HS	VMT-1
TOTAL	2,027	1,253	85	37	77	34	51	18	16	34	397	5	20
VF(DAY)JET	90					2	6				82		
VF(AW)JET	327	279					6				42		
VF(P)JET	33	24									9		
VF(D)JET	19	6				13							
VF(KD)JET	5	5											
VF(Q)JET	9										9		
VA(DAY)JET	291	186			3						102		
VA(DAY)PROP	94	84						6			4		
VA(AW)PROP	24	24											
VA(W)PROP	48	48											
VA(P)JET	12	12											
VA(Q)JET	12	12											
VA(Q)PROP	2	2											
VA(H)JET	72	72											
VS	122	120					2						
VP(L)	138	132					6						
VP(S)	50	48					2						
VP(LD)	1					1							
VW	43	42			1								
VO	12										12		
VR(H)	27		4	2	3		2			13	2	1	
VR(M)	95			8	12		6		12	14	42	1	
VR(C)	28				10		1	11		6			
VU(SAR)	21			9	3		6	1	2				
VU(TOW)	9			2		7							
VU(TOW)(D)	4					4							
VT(JET)	101		49		17		2				12	1	20
VT(ME)	69		20	9	28	4	3		1	1	1	2	
VT(SE)	11		10	1									
VT(ME)(P)	2		2										
VT(D)JET	4	4											
VT(SE)(D)	5	3				2							
HS	87	84					3						
HO	12										12		
HR(L)	56										56		
HR(M)	12										12		
HU	61	50		6		1	3		1				
ZP	13	10					3						
ZW	6	6											

DECLASSIFIED

TABLE 1C

PROGRAM OPERATING ALLOWANCES FOR FISCAL 1959

PAC

CLASS	TOTAL	NAVY COMBAT	FLT. TRNG.	O'SEAS BASES	FASRONS	VURONS	OPDEVFOR	CV UTILITY	ATT. & MISS.	FLTACSUPPRON	MARINE COMBAT	H&HS	VMT-2
TOTAL	2,429	1,365	122	49	76	64	22	20	6	34	646	5	20
VF(DAY)JET	133		12			17					104		
VF(AW)JET	475	377	8				8				82		
VF(P)JET	52	32				2					18		
VF(D)JET	19	6				13							
VF(KD)JET	5	5											
VF(Q)JET	18										18		
VA(DAY)JET	421	252	12		5		8				144		
VA(DAY)PROP	126	108	1				2	8			7		
VA(AW)PROP	32	32											
VA(W)PROP	56	56											
VA(P)JET	12	12											
VA(Q)JET	12	12											
VA(Q)PROP	2	2											
VA(H)JET	59	58					1						
VS	80	80											
VP(L)	108	108											
VP(S)	72	72											
VP(LD)	1					1							
VW	43	43											
VO	24										24		
VR(H)	52		5	4	2					17	24		
VR(M)	45			6	6	1			4	5	21	2	
VR(C)	28				5			12		11			
VU(SAR)	19			16	3								
VU(TOW)	14					14							
VU(TOW)(D)	5					5							
VT(JET)	135		65	4	23		1				20	2	20
VT(ME)	61		12	8	32	1	2		2	1	2	1	
VT(ME)(P)	7		2			5							
VT(D)JET	4	4											
VT(SE)	5		5										
VT(SE)(D)	4					4							
HS	56	56											
HO	24										24		
HR(L)	132										132		
HR(M)	24										24		
HU	62	48		11		1					2		
HT	2	2											

DECLASSIFIED

TOTAL PROGRAM & NON-PROGRAM AIRCRAFT

TABLE 2 LOCATION OF AIRCRAFT INVENTORY AND PLANNED OPERATING ASSIGNMENTS

BY COMMAND AND UNIT

LANT UNIT	LOCATION	MODEL	INVENTORY STATUS	INVENTORY NO. ON BOARD	PLANNED ASSIGNMENTS 30 JUN 1959	30 SEP 1959	31 DEC 1959	31 MAR 1960
CARRIER AIR GROUPS								
CVG 1								
VF 14	ABD ROOSEVLT	F3H 2	A1	12	14	14	14	14
				12*	14	14	14	14
VF 11	JACKSONVILLE	F8U 1	A1	14	14	14	14	14
				14*	14	14	14	14
VA 15	ABD ROOSEVLT	AD 6	A1	12	12	12	12	12
				12*	12	12	12	12
VA 46	ABD INTREPID	F9F 8	AJ	1				
		A4D 2	A1	12	12	12	12	12
				13*	12	12	12	12
VA 172	ABD ROOSEVLT	A4D 2	A1	11	12	12	12	12
				11*	12	12	12	12
CVG 3								
VF 31	CECIL FIELD	F3H 2	A1	11	14	14	14	14
		F3H 2	G9	1				
		F3H 2N	A1	6				
				18*	14	14	14	14
VF 32	CECIL FIELD	F8U 1	A1	19	14	14	14	14
				19*	14	14	14	14
VA 34	CECIL FIELD	A4D 2	A1	14	12	12	12	12
				14*	12	12	12	12
VA 35	JACKSONVILLE	AD 6	A1	13	12	12	12	12
				13*	12	12	12	12
VA 36	CECIL FIELD	A4D 2	A1	12	12	12	12	12
				12*	12	12	12	12
VAH 9	SANFORD	A3D 2	A1	11	12	12	12	9
		A3D 2	G6	1				
		A3D 1	A1	1				
				13*	12	12	12	9
CVG 4								
VF 21	OCEANA	F11F 1	A4	16	3	3	3	3
		A4D 2	A4	1				
		A4D 2N	A4			2	2	2
		A4D 1	A1	1				
		A4D 1	A4	13	18	18	17	18
		TV 2	A4	7	9	8	3	2
		F9F 8T	AM	5				
		F9F 8T	A4	8	15	16	18	18
				51*	45	47	43	43
VF 101	KEY WEST	F8U 1	A4	1				
		F3H 2	A4	9	11	11	11	11
		F3H 2N	A4	11				
		F3H 2N	G9	7				
		F4H 1	A4				1	2
		F3D 2T2	AM	9				
		F3D 2T2	A4	5	10	10	10	9
		F4D 1	A4	18	11	11	11	9
		F4D 1	G9	2				
		R4D 5 6	A2		1	1	1	1
		R4D 5	A4	1				
		TV 2	A4	2	2	2	2	2
		F9F 8T	A4			1	1	1
				65*	35	36	37	35
VF 174	CECIL FIELD	F8U 2	A4			6	20	7
		F8U 1	A4	20	18	15	15	11
		TV 2	A4		1	1	1	1
				20*	19	22	36	19
VA 44	JACKSONVILLE	A4D 2	G9	1				
		A4D 2N	A4			2	2	2
		A4D 1	A4	29	25	18	17	18
		AD 6	AM	1				
		AD 6	A4	11	6	6	6	6
		AD 5	A4	2	2	2	2	2
		TV 2	AM	1				
		TV 2	A4	8	10	8	4	4
		F9F 8T	AM	1				
		F9F 8T	A4	17	23	24	26	26
		T 28B	AM	1				
		T 28B	A4	4	5	5	5	5
				76*	71	65	62	63
VAH 3	SANFORD	F9F 8B	A4		5	3	3	3
		A3J 1	A4					1
		A3D 2P	A1				1	6
		A3D 2T	A4			1	4	4
		A3D 1	A4		12	11	8	7
		A3D 1	A5	11				
		A3D 1	G9	1				
		A3D 1	HO	1				
		P2V 3B	A5	6	6	5	3	
		R4D 5 6	A2		1	1	1	1
		R4D 6	A2	1				
		TV 2	A4		2			
		F9F 8T	A4			2	2	2
				20*	26	23	22	24
CVG 6								
VF 33	ABD INTREPID	F11F 1	A1	12	14	14	14	14
				12*	14	14	14	14
VF 74	ABD INTREPID	F4D 1	A1	12	14	14	12	12
				12*	14	14	12	12
VA 25	ABD INTREPID	AD 6	A1	12	12	12	12	12
				12*	12	12	12	12
VA 66	ABD INTREPID	A4D 2	A1	12	12	12	12	2
		A4D 2N	A1					10
				12*	12	12	12	12
VA 76	OCEANA	F9F 8	AJ	2				
		F9F 8	A1	5				
		A4D 2	A1			8	8	10
		A4D 1	A1			4	4	2
		F9F 8B	AJ	2				
		F9F 8B	A1	6	12			
				15*	12	12	12	12
VAH 11	LEEWARD PNT	A3D 2	A1	12	12	9	9	9
				12*	12	9	9	9
CVG 7								
VF 41	OCEANA	F3H 2	A1	14	14	14	14	14
		F3H 2	G9	3				
				17*	14	14	14	14
VF 84	OCEANA	F8U 2	A1		9	14	14	14
		FJ 3M	A1	9	14			
		FJ 3M	G9	2				
		FJ 3M	HO	1				
				12*	23	14	14	14
VA 75	OCEANA	AD 6	A1	14	12	12	12	12
				14*	12	12	12	12
VA 86	OCEANA	A4D 2	A1	8	12	12	12	12
		A4D 2	G9	6				
		A4D 2	HO	1				
				15*	12	12	12	12
VA 72	OCEANA	A4D 2	A1	12	12	11		
		A4D 2N	A1			1	12	12
				12*	12	12	12	12
VAH 1	SANFORD	F9F 8B	AM	1				
		F9F 8B	A4	1				
		A3D 2	A1		9	9	9	9
		A3D 1	A1	8				
				10*	9	9	9	9
CVG 8								
VF 61	OCEANA	F8U 1	A1	2				
				2*				
VF 81	ABD INTREPID	F9F 8	A1	2				
		A4D 2	A1	9	12	12	12	12
		F9F 8B	A1	1				
				12*	12	12	12	12
VF 82	OCEANA	F3H 2	HO	1				
				1*				
VA 83	OCEANA	A4D 2	A1	12	12	12	12	12
		A4D 2	G9	3				
				15*	12	12	12	12
VA 85	OCEANA	AD 6	A1	14	12	12	12	12
				14*	12	12	12	12
VAH 5	SANFORD	A3D 2	A1	10	9	9	9	9
		A3D 2	G9	1				
				11*	9	9	9	9

DECLASSIFIED

[redacted]

TOTAL PROGRAM & NON-PROGRAM AIRCRAFT

TABLE 2 **LOCATION OF AIRCRAFT INVENTORY AND PLANNED OPERATING ASSIGNMENTS**

BY COMMAND AND UNIT

LANT UNIT	LOCATION	MODEL	INVENTORY STATUS	INVENTORY NO. ON BOARD	PLANNED ASSIGNMENTS 30 JUN 1959	30 SEP 1959	31 DEC 1959	31 MAR 1960
CVG 10								
VA 12	CECIL FIELD	A4D 2	A1	15	12	12	12	12
				15*	12	12	12	12
VF 102	CECIL FIELD	F4D 1	A1	14	14	14	12	12
				14*	14	14	12	12
VF 103	CECIL FIELD	F8U 1	A1	9	14	14	14	14
		F8U 1	G6	1				
		F8U 1	G9	3				
		F8U 1	HO	1				
				14*	14	14	14	14
VA 106	CECIL FIELD	A4D 2	A1	12	12	12	12	12
				12*	12	12	12	12
VA 176	GTMO BAY	AD 6	A1	13	12	12	12	12
				13*	12	12	12	12
VAH 7	SANFORD	F9F 8B	A4	4				
		F9F 8B	A6	1				
		F9F 8B	EN	1				
		A3D 2	A1	1	3	5	4	
		A3D 1	A1		6	7	10	11
		A3D 1	G9	1				
		TV 2	A4	4				
				12*	9	12	14	11
COMFAIRJAX								
VF 13	CECIL FIELD	F4D 1	A1	15	14	14	12	12
				15*	14	14	12	12
VF 62	CECIL FIELD	F8U 2	A1					14
		FJ 3	A1	10				
		FJ 3	G9	1				
		FJ 3M	A1	5	14	14	14	
				16*	14	14	14	14
VA 42	ABD INTREPID	AD 6	A1	9	6	6	6	6
		AD 5	A1	1				
		AD 5	A4		2	2	2	2
		T 28B	A4	4	5	5	5	5
				14*	13	13	13	13
CARRIER SPECIAL SQDNS PHOTOGRAHIC								
VFP 62	JACKSONVILLE	F8U 1P	A1	9	16	21	24	24
		F9F 8P	A1	7	8	4	4	4
		TV 2	A4	2				
		SNB 5P	A4	1	1	1	1	1
				19*	25	26	29	29
DET 33	ABD INTREPID	F9F 8P	A1	3				
				3*				
DET 37	ABD ROOSEVLT	F8U 1P	A1	2				
				2*				
DET 42	ABD FORRESTL	F8U 1P	A1	3				
				3*				
CARRIER SPECIAL SQDNS NIGHT								
VAAW 33	QUONSET PNT	AD 5N	A1	8	9	9	9	9
		AD 5Q	AJ	1				
		AD 5Q	A1	13	15	15	15	15
		TF 1Q	A1	1	1	1	1	
		TF 1Q	G9	1				
		S2F 2	A1	1				
		SNB 5	A4	1	1	1	1	1
				26*	26	26	26	25
DET 33	ABD INTREPID	AD 5Q	A1	3				
				3*				
DET 36	ABD RANDOLPH	AD 5N	A1	1				
				1*				
DET 43	ABD SARATOGA	AD 5N	A1	1				
				1*				

LANT UNIT	LOCATION	MODEL	INVENTORY STATUS	INVENTORY NO ON BOARD	PLANNED ASSIGNMENTS 30 JUN 1959	30 SEP 1959	31 DEC 1959	31 MAR 1960
CARRIER SPECIAL SQDNS AIR EARLY WARNING								
VAW 12	QUONSET PNT	WF 2	A1		1	2	6	8
		AD 5W	AJ	2				
		AD 5W	A1	24	47	46	42	40
		S2F 1	A4		1	1	1	1
		SNB 5	A4	1	1	1	1	1
				27*	50	50	50	50
DET 33	ABD INTREPID	AD 5W	A1	4				
				4*				
DET 34	ABD CHMPLAIN	AD 5W	A1	3				
				3*				
DET 38	ABD TARAWA	AD 5W	A1	3				
				3*				
DET 45	ABD ESSEX	AD 5W	AJ	1				
				1*				
DET 48	ABD WASP	AD 5W	A1	3				
				3*				
DET 52	ABD VALY FRG	AD 5W	A1	3				
				3*				
CARRIER SPECIAL SQDNS								
VFAW 4	QUONSET PNT	F2H 4	AJ	10				
		F2H 4	A1	19	25	25	16	16
		TV 2	A4	2	1	1	1	1
		SNB 5	A4	2				
				33*	26	26	17	17
GUIDED MISSLE SERVICE SQDN								
GMSRON 2	ROOSEVLT RDS	F9F 6D	A1	3				
		FJ 3D	A1	6	5	5	5	5
		FJ 3D	Q1	1				
		FJ 3D2	A1	4	5	5	5	5
		F9F 5KD	AJ	4				
		F9F 5KD	A1	1	4	4	3	2
		P2V 5FD	A1		2	2	2	2
		P2V 5FD	A2	1				
		JD 1D	A2	2				
		TV 2D	A2	4	2	2	2	2
		TV 2KD	A2	1				
		T 28BD	A8		2	2	2	2
		HUS 1A	A2	1				
		HUS 1A	A8		1	1	1	1
		F9F 6K	A1		10	10	10	10
		F9F 6K	A8	3				
				31*	31	31	30	29
ELECTRONIC COUNTER MEASURE SQDNS								
VQ 2	ROTA	A3D 2Q	A1			1	3	7
		A3D 1Q	A1	1	1	1		1
		A3D 1	A1	1	1	1		
		WV 2Q	A1				2	3
		P4M 1Q	A1	2	3	3	3	
		P4M 1Q	G9	1				
		P2V 5F	A1	2	2	2	2	2
		P2V 3	A5	1				
				8*	7	8	10	13
PHOTOGRAPHIC SQDNS								
VAP 62	JACKSONVILLE	A3D 2P	A1			4	6	6
		AJ 2P	A1	7	6	2		
		SNB 5P	A4	1	1	1	1	1
				8*	7	7	7	7

[redacted]

DECLASSIFIED

TOTAL PROGRAM & NON-PROGRAM AIRCRAFT

TABLE 2 **LOCATION OF AIRCRAFT INVENTORY AND PLANNED OPERATING ASSIGNMENTS**

BY COMMAND AND UNIT

LANT UNIT	LOCATION	MODEL	INVENTORY STATUS	INVENTORY NO. ON BOARD	PLANNED ASSIGNMENTS 30 JUN 1959	30 SEP 1959	31 DEC 1959	31 MAR 1960
CARRIER ANTI SUBMARINE SQDNS								
VS 27	ABD TARAWA	S2F 2	A1	4	3	3	3	3
		S2F 1	A1	16	17	17	17	17
		S2F 1	G9	1				
				21*	20	20	20	20
VS 30	ABD LEYTE	S2F 2	A1	4	3	3	3	3
		S2F 1	A1	18	17	17	17	17
				22*	20	20	20	20
VS 31	ABD WASP	S2F 2	A1	3	3	3	3	3
		S2F 1	A1	18	17	17	17	17
		S2F 1	G9	3				
				24*	20	20	20	20
VS 32	QUONSET PNT	S2F 2	A1	5	3	3	3	3
		S2F 1	A1	15	17	17	17	17
		S2F 1	G9	1				
				21*	20	20	20	20
VS 36	NORFOLK	S2F 2	A1	1	4	4	4	4
		S2F 1	A1	20	16	16	16	16
		S2F 1	G6	1				
				22*	20	20	20	20
VS 39	ABD LEYTE	S2F 2	A1	4	4	4	4	4
		S2F 1	A1	17	16	16	16	16
		S2F 1	G9	1				
				22*	20	20	20	20
HELICOPTER ANTI SUBMARINE SQDNS								
HS 1	KEY WEST	SNB 5	A4	1	1	1	1	1
		HSS 1	A1	8	8	9	9	5
		HSS 1N	AJ	1				
		HSS 1N	A1	5	6	5	5	9
				15*	15	15	15	15
HS 3	NORFOLK	SNB 5	A4	1	1	1	1	1
		HSS 1	A1	14	14	14	14	14
				15*	15	15	15	15
HS 5	KEY WEST	SNB 5	A4	1	1	1	1	1
		HSS 1	AJ	1				
		HSS 1	A1	7	8	9	9	5
		HSS 1N	AJ	1				
		HSS 1N	A1	5	6	5	5	9
				15*	15	15	15	15
HS 7	NORFOLK	SNB 5	A4	1	1	1	1	1
		HSS 1	A1	10	10	10	10	10
		HSS 1N	A1	4	4	4	4	4
				15*	15	15	15	15
HS 9	ABD LEYTE	SNB 5	A4	1	1	1	1	1
		HSS 1	A1	15	14	14	14	14
				16*	15	15	15	15
HS 11	QUONSET PNT	SNB 5	A4	1	1	1	1	1
		HSS 1	A1	8	8	9	9	9
		HSS 1N	A1	6	6	5	5	5
				15*	15	15	15	15

LANT UNIT	LOCATION	MODEL	INVENTORY STATUS	INVENTORY NO. ON BOARD	PLANNED ASSIGNMENTS 30 JUN 1959	30 SEP 1959	31 DEC 1959	31 MAR 1960
PATROL SQDNS LAND PLANE								
VP 5	JACKSONVILLE	P2V 5F	A1	12	12	12	12	12
				12*	12	12	12	12
VP 7	BRUNSWICK	P2V 5F	A1	12	12	12	12	12
				12*	12	12	12	12
VP 8	NORFOLK	P2V 5F	A1	12	12	12	12	12
				12*	12	12	12	12
VP 10	BRUNSWICK	P2V 5F	AJ	1				
		P2V 5F	A1	11	12	12	12	12
				12*	12	12	12	12
VP 11	ROTA	P2V 7	A1	12	12	12	12	12
				12*	12	12	12	12
VP 16	JACKSONVILLE	P2V 5F	A1	12	12	12	12	12
				12*	12	12	12	12
VP 18	JACKSONVILLE	P2V 7	A1	10	12	12	12	12
		P2V 7	G9	2				
				12*	12	12	12	12
VP 21	BRUNSWICK	P2V 7	A1	12	12	12	12	12
				12*	12	12	12	12
VP 23	ICELAND	P2V 7	A1	12	12	12	12	12
				12*	12	12	12	12
VP 26	ICELAND	P2V 5F	A1	12	12	12	12	12
				12*	12	12	12	12
PATROL SQDNS SEA PLANE								
VP 44	NORFOLK	P5M 2	A1	12	11	11	11	11
		P5M 1	A1		1	1	1	1
				12*	12	12	12	12
VP 45	BERMUDA	P5M 2	A1					
		P5M 1	A1	12	12	12	12	12
				12*	12	12	12	12
VP 49	BERMUDA	P5M 1	AJ	1				
		P5M 1	A1	11	12	12	12	12
				12*	12	12	12	12
VP 56	NORFOLK	P5M 2	A1	11	12	12	12	12
		P5M 1	A1	2				
				13*	12	12	12	12
PATROL SQDNS AIRSHIP								
ZP 2	GLYNCO	SNB 5	A4	2	2	2	2	2
		ZS2G 1	A1	1				
		ZPG 2	A1	1	2	2	2	2
				4*	4	4	4	4
ZP 3	LAKEHURST	SNB 5	A4	3	3	3	3	3
		ZPG 2	A1	4	4	4	4	4
				7*	7	7	7	7

DECLASSIFIED

TOTAL PROGRAM & NON-PROGRAM AIRCRAFT

TABLE 2 LOCATION OF AIRCRAFT INVENTORY AND PLANNED OPERATING ASSIGNMENTS

BY COMMAND AND UNIT

LANT UNIT	LOCATION	MODEL	INVENTORY STATUS	INVENTORY NO. ON BOARD	PLANNED ASSIGNMENTS 30 JUN 1959	30 SEP 1959	31 DEC 1959	31 MAR 1960
MINING SQDNS								
VAHM 13	CHINCOTEAGUE	P2V 7	A1				6	12
		P2V 5F	A1	12	12	12	6	
				12*	12	12	12	12
FLEET AIR EARLY WARNING SQDNS								
VW 2	PTXNT RIVER	WV 2	A2	7	12	12	12	12
		WV 2	D9	2				
		WV 2	G6	1				
				10*	12	12	12	12
VW 2 DET B	CHINCOTEAGUE	WV 2	A2	2				
				2*				
VW 4	JACKSONVILLE	WV 3	A2	7	6	6	6	6
		WV 2	A2	4				
		WV 2	G6	1				
		R7V 1	A5	1				
				13*	6	6	6	6
BARRIER SQDNS DISTANT WARNING								
VW 11	ARGENTIA	WV 2	A1	1				
		WV 2	A2	12	12	12	12	12
		WV 2	D9	1				
		R7V 1	A5		1	1	1	1
		R7V 1	D9	1				
		SNB 5	A5	1	1	1	1	1
				16*	14	14	14	14
VW 13	PTXNT RIVER	WV 2	A2	8	6	6	6	6
		WV 2	D9	1				
		R7V 1	A5	1	1	1	1	1
		SNB 5	A5	1	1	1	1	1
				11*	8	8	8	8
VW 15	PTXNT RIVER	WV 2	A2	8	6	6	6	6
		WV 2	D9	1				
		R7V 1	A5	1	2	2	2	2
		R7V 1	G6	1				
		SNB 5	A5	1	1	1	1	1
				12*	9	9	9	9
BARRIER SQDNS CONTIGUOUS								
ZW 1	LAKEHURST	R4D 5 6	A2		1			
		R4D 5	A4	1				
		SNB 5	A4	2	2	2	2	2
		ZPG 3W	A2			1	4	4
		ZPG 2W	A2	4	4	4	3	3
				7*	7	7	9	9
HELICOPTER RECONNAISSANCE SAR SQDNS								
HU 2	LAKEHURST	SNB 5	A4	1	1	1	1	1
		HO4S 3	A2	1	2	2	2	2
		HRS 3	A2	2	6	7	7	7
		HUK 1	AK	1				
		HUK 1	A2	6	10	10	10	10
		HUS 1A	A2		1	1	1	1
		HUL 1	A2	2	5	5	6	7
		HUP 2	AK	2				
		HUP 2	A2	10	28	28	28	28
		HTL 5	A2	6	7	7		
		HTL 4	A2	2	2	2		
				33*	62	63	55	56
DET 1	NORFOLK	HUK 1	AK	1				
		HUS 1	A2	1				
		HUP 2	A2	5				
		HTL 5	A2	1				
				8*				
DET 20	ABD ALBANY	HUP 2	A2	1				
				1*				
DET 23	ABD DESMOINS	HUP 2	A2	1				
				1*				
HU 2 DET 24	ABD MACON	HUP 2	A2	1				
				1*				
DET 33	ABD INTREPID	HUP 2	A2	2				
				2*				
DET 43	ABD SARATOGA	HUP 2	A2	2				
				2*				
DET 48	ABD WASP	HUK 1	A2	1				
				1*				
DET 52	ABD VALY FRG	HUK 1	A2	1				
				1*				
DET 69	ABD GLACIER	HUL 1	AK	1				
				1*				
DET 71	ABD EDISTO	HRS 3	A2	1				
		HUL 1	A2	1				
				2*				
DET 76	ABD TANNER	HO4S 3	A2	1				
				1*				
DET 94	ABD MTMCKNLY	HUL 1	A2	1				
				1*				
MARINE HEADQUARTERS SQDNS								
MARS MWSG 27	CHERRY POINT	F8U 1	G6	1				
		F4D 1	B	3				
		F9F 8P	AO	2				
		AD 6	B	1				
		AD 5	A1		4	4	4	4
		AD 5	A2	4				
		AD 5N	A2	1				
		OE 1	B	2				
		OE 1	G6	1				
		R5D 2 3	A2		1			
		R5D 5	A2		2	4	4	4
		R5D 3	A2	2				
		R4D 8	A2	2	2	2	2	2
		TV 2	A4		3	3	3	3
		TV 2	A6	4				
		TV 2	B	1				
		SNB 5	A6	1	1	1	1	1
		HOK 1	B	4				
				29*	13	14	14	14
H&MS 14	CHERRY POINT	A4D 2	A1	3	2	2	2	2
		R4D 5 6	A2		1	1	1	1
		R4D 6	A2	1				
		R4D 5	A2	1				
		TV 2	A2	2	2	2	2	2
				7*	5	5	5	5
H&MS 24	CHERRY POINT	F3D 2T2	A1	5	4	4	4	4
		F4D 1	A1		2	2	2	2
		R4D 8	A2		1	1	1	1
		R4D 6	A2	1				
				6*	7	7	7	7
H&MS 26	NEW RIV JAX	R4D 8	A2	1	2	2	2	2
		HRS 3	A1	10				
				11*	2	2	2	2
H&MS 32	CHERRY POINT	F8U 1	A1		2	2	2	2
		FJ 3	A1	1				
		FJ 3M	A1	3				
		R4D 8	A2	2				
		R4D 5 6	A2		1	1	1	1
		R4D 6	A2	1				
		TV 2	A2	2	3	3	3	3
				9*	6	6	6	6

[redacted]

TOTAL PROGRAM & NON-PROGRAM AIRCRAFT

DECLASSIFIED

TABLE 2 LOCATION OF AIRCRAFT INVENTORY AND PLANNED OPERATING ASSIGNMENTS

BY COMMAND AND UNIT

LANT UNIT	LOCATION	MODEL	INVENTORY STATUS	INVENTORY NO. ON BOARD	PLANNED ASSIGNMENTS 30 JUN 1959	30 SEP 1959	31 DEC 1959	31 MAR 1960
MARINE FIGHTER SQDNS								
VMF 122	BEAUFORT	F8U 1	A1	20	20	20	20	20
		F8U 1	G9	2				
				22*	20	20	20	20
VMF 235	BEAUFORT	F8U 1	A1	23	20	20	20	20
				23*	20	20	20	20
VMF 333	MIAMI	F8U 2	A1				3	18
		FJ 3	A1	12				
		FJ 3	G9	1				
		FJ 3M	A1	9	20	20	17	
				22*	20	20	20	18
VMF 312	BEAUFORT	F8U 1	A1		10	20	20	20
		FJ 3M	A1	22	10			
		FJ 3M	G9	1				
				23*	20	20	20	20
MARINE FIGHTER ALL WEATHER SQDNS								
VMFAW 114	ABD ROOSEVLT	F4D 1	A1	12	20	20	20	19
				12*	20	20	20	19
VMFAW 114 SUBI	CHERRY POINT	F4D 1	A1	28				
		F4D 1	G9	4				
				32*				
VMFAW 115	CHERRY POINT	F4D 1	A1		20	20	20	19
				*	20	20	20	19
MARINE ATTACK SQDNS								
VMA 224	ROOSEVLT RDS	A4D 2	A1	20	20	20	20	20
				20*	20	20	20	20
VMA 225	CHERRY POINT	A4D 2	A1	17	20	20	20	20
		A4D 2	G9	7				
		AD 4B	AJ	1				
				25*	20	20	20	20
VMA 324	ABD ANTIETAM	A4D 2	A1		20	20	20	20
		AD 6	AJ	1				
		AD 6	A1	20				
				21*	20	20	20	20
VMA 331	CHERRY POINT	A4D 2	A1		20	20	20	20
				*	20	20	20	20
VMA 332	MIAMI	A4D 2	A1	20				
				20*				
VMA 533	CHERRY POINT	F9F 8	AJ	2				
		F9F 8	A1	8				
		A4D 2	A1			20	20	20
		F9F 8B	AJ	2				
		F9F 8B	A1	8	20			
				20*	20	20	20	20
MARINE COMPOSITE PHOTOGRAPHIC SQDNS								
VMCJ 2	CHERRY POINT	F3D 2	A1	1				
		F3D 2Q	A1	9	9	9	7	7
		F8U 1P	A1	2	6	9	9	9
		F9F 8P	AJ	6				
		F9F 8P	A1	6				
		F9F 8P	A2		3			
				24*	18	18	16	16
MARINE TRANSPORT SQDNS								
VMR 153	CHERRY POINT	R4Q 2	A2	17				
				17*				
VMR 252	CHERRY POINT	R4Q 2	A2	16	20	20	20	20
				16*	20	20	20	20
VMR 353	MIAMI	R4Q 2	A2	17	12	12	12	12
				17*	12	12	12	12

LANT UNIT	LOCATION	MODEL	INVENTORY STATUS	INVENTORY NO. ON BOARD	PLANNED ASSIGNMENTS 30 JUN 1959	30 SEP 1959	31 DEC 1959	31 MAR 1960
MARINE HELICOPTER TRANSPORT SQDNS								
HMRL 162	NEW RIV JAX	HUS 1	A1	12	20	20	21	22
		HUS 1A	A1	1	2	2	1	
				13*	22	22	22	22
HMRL 262	NEW RIV JAX	OE 2	A1	2				
		HRS 3	A1	4	8	7	4	4
		HUS 1	AJ	1				
		HUS 1	A1	22	14	15	18	18
		HUS 1A	AJ	2				
				31*	22	22	22	22
HMRL 263	NEW RIV JAX	HOK 1	AJ	1				
		HOK 1	A1	11				
		HOK 1	A2		12	12	12	12
		HRS 3	AJ	1				
		HRS 3	A1	7	12	12	12	12
				20*	24	24	24	24
HMRM 461	ABD CHMPLAIN	HR2S 1	AJ	1				
		HR2S 1	A1	7				
		HR2S 1	A2	1	13	12	12	12
		HR2S 1	G5	4				
				13*	13	12	12	12
MARINE OBSERVATION SQDNS								
VMO 1	NEW RIV JAX	OE 2	A1	5				
		OE 2	A2		5	5	5	5
		OE 1	A1	5				
		OE 1	A2		7	7	7	7
				10*	12	12	12	12
OPERATIONAL DEVELOPMENT SQDNS								
VX 1	KEY WEST	S2F 1	A9	2	2	2	2	2
		P2V 7	A9	2	3	3	3	3
		P2V 7	G9	1				
		P5M 2	A9	1	1	1	1	1
		SNB 5	A6	2	2	2	2	2
		HSS 1	A9	3	3	3	3	3
		ZPG 2	A9	1				
				12*	11	11	11	11
VX 3	OCEANA	F8U 2	A1	1				
		F8U 2	A9	3	4	6	6	4
		F8U 1	A9	3	2			
		F3H 2	A9		6	6	6	6
		F4D 1	A9	7				
		R4D 8	A8	1				
		R4D 8	A9		1	1	1	1
		TV 2	A9	2	1	1		
		F9F 8T	A9				1	1
		SNB 5	A8	2	1	1	1	1
				19*	15	15	15	13
VX 6	QUONSET PNT	P2V 7	A8	2	3	3	3	3
		R7V 1	A8	1	1	1	1	1
		R5D 2 3	A8		1	1		
		R5D 5	A8				1	1
		R5D 3	A8	1				
		R4D 8	A8		4	4	4	4
		R4D 8	G5	4				
		R4D 5 6	A8		2	2	2	2
		R4D 6	A8	1				
		R4D 5	AQ	2				
		UC 1	AQ	3				
		UC 1	A8	4	6	6	6	6
		HSS 1	A8	1				
		HUS 1A	AQ	2				
		HUS 1A	A8	1	3	3	3	3
				22*	20	20	20	20

DECLASSIFIED

[redacted]

TOTAL PROGRAM & NON-PROGRAM AIRCRAFT

TABLE 2 **LOCATION OF AIRCRAFT INVENTORY AND PLANNED OPERATING ASSIGNMENTS**

BY COMMAND AND UNIT

LANT UNIT	LOCATION	MODEL	INVENTORY STATUS	INVENTORY NO. ON BOARD	PLANNED ASSIGNMENTS 30 JUN 1959	30 SEP 1959	31 DEC 1959	31 MAR 1960
FLEET AIRCRAFT SERVICE SQDNS								
FASRON 2	QUONSET PNT	TF 1	A2	1	2	2	2	2
		TF 1	G9	1				
		TV 2	AO	1				
		SNB 5	A6	2	2	2	2	2
		HSS 1	B	3				
				8*	4	4	4	4
FASRON 3	NORFOLK	F11F 1	B	1				
		F11F 1	HO	2				
		FJ 3M	G5	4				
		F2H 4	G5	2				
		AD 5	C9	1				
		AD 5	G6	4				
		S2F 1	A5	2	2	2	2	2
		TF 1	A2	5	6	6	5	4
		TF 1	G9	1				
		SNB 5	A6	11	12	12	12	12
		T 28B	A6	1				
		HSS 1	B	2				
		HUS 1A	B	1				
		HUP 2	C9	1				
				38*	20	20	19	18
FASRON 5	OCEANA	F9F 8	G5	1				
		F2H 4	G5	2				
		F3H 2	G5	2				
		F9F 8B	G5	4				
		AD 6	G5	2				
		R4D 5 6	A2		1	1	1	1
		R4D 5	A2	1				
		TV 2	G5	4				
		SNB 5	A6	2	2	2	2	2
		F9F 6K	G5	1				
				19*	3	3	3	3
FASRON 6	JACKSONVILLE	F2H 3	B	1				
		R4Y 1	A2	1	1	1	1	1
		TF 1	A2	7	4	4	4	4
		SNB 5	A6	3	3	3	3	3
		HOK 1	A2	1				
				13*	8	8	8	8
FASRON 9	CECIL FIELD	FJ 3	B	1				
		F3H 2	G6	1				
		R4D 5 6	A2		1	1	1	1
		R4D 6	A2	1				
		TV 2	AO	1				
		TV 2	A6	1				
		SNB 5	A6	2	2	2	2	2
				7*	3	3	3	3
FASRON 51	SANFORD	F9F 8B	A6	1				
		A3D 2	B	1				
		AD 5N	A2	1				
		R4D 5 6	A2		1	1	1	1
		R4D 6	A2	1				
		SNB 5	A6	1	2	2	2	2
				5*	3	3	3	3
FASRON 102	NORFOLK	P5M 2	H6	1				
		P5M 1	H6	4				
		WV 2	A2		1	1	1	1
		WV 2	A9	1				
		R5D 4R	A9		1	1	1	1
		R5D 4R	G5	1				
		R4D 5 6	A2		1	1	1	1
		R4D 5	A5	1				
		R4Y 1	A2	3	3	3	3	3
		UF 1	A8	1	1	1	1	1
		SNB 5	A6	2	2	2	2	2
				14*	9	9	9	9
FASRON 104	ROTA	F4D 1	H5	1				
		F9F 8P	H5	1				
		A4D 2	H5	2				
		AD 6	B	4				
		AD 5W	B	1				
		R4D 8	AK	1				
		R4D 8	A2		1	1	1	1
		SNB 5	A6	2	2	2	2	2
				12*	3	3	3	3
FASRON 105	ROOSEVLT RDS	UF 1	A2	1	1	1	1	1
				1*	1	1	1	1
FASRON 106	ARGENTIA	R5D 5	A2		1	1	1	1
		SNB 5	A6	1	1	1	1	1
				1*	2	2	2	2
FASRON 107	ICELAND	R5D 2 3	A2		1	1		
		R5D 5	A2				1	1
		R5D 3	A2	1				
		UF 1	A2	1				
				2*	1	1	1	1
FASRON 108	BRUNSWICK	P2V 3B	A2	1				
		R4D 5	A2	1				
		SNB 5	A6	1	1	1	1	1
				3*	1	1	1	1
FASRON 109	JACKSONVILLE	R4D 5 6	A2		1	1	1	1
		R4D 6	A2	1				
		SNB 5	A6	1	1	1	1	1
				2*	2	2	2	2
FASRON 111	BERMUDA	UF 2	A2	1	1	2	2	2
		UF 1	A2	1	1			
				2*	2	2	2	2
FASRON SPC 200	LONDON	R4D 8	A2	3	2	2	2	2
		R4D 5 6	A2		1	1	1	1
		R4D 5	A2	1				
		R4Y 1	A2	2	1	1	1	1
		SNB 5	A6	3	3	3	3	3
				9*	7	7	7	7
FASRON SPC 201	MALTA	R4D 8	A2	1				
		SNB 5	A6	1				
				2*				

[redacted]

DECLASSIFIED

TOTAL PROGRAM & NON-PROGRAM AIRCRAFT

TABLE 2 **LOCATION OF AIRCRAFT INVENTORY AND PLANNED OPERATING ASSIGNMENTS**

BY COMMAND AND UNIT

LANT UNIT	LOCATION	MODEL	INVENTORY STATUS	INVENTORY NO. ON BOARD	PLANNED ASSIGNMENTS 30 JUN 1959	30 SEP 1959	31 DEC 1959	31 MAR 1960
FLEET UTILITY AND DRONE CONTROL SQDNS								
VU 2	QUONSET PNT	JD 1	A8	4	3	3	3	3
		JD 1D	A8	1				
		SNB 5	A8	1				
				6*	3	3	3	3
VU 4	OCEANA	F9F 6D	A8	2				
		JD 1	A8	3				
		JD 1D	A8	2	3	3	3	3
				7*	3	3	3	3
VU 10	GTMO BAY	FJ 3	A8	6	2			
		FJ 3	G9	1				
		FJ 3D	A8	2	1	1	1	1
		FJ 3D2	A8	5	4	6	6	6
		F6F 5	A8	3				
		R4D 5	A2	1				
		JD 1	A8	5	5	5	5	5
		JD 1D	A8	3				
		SNB 5	A8	2	2	2	2	2
				28*	14	14	14	14
DET	JACKSONVILLE	JD 1	A8	2				
				2*				
FLEET TACTICAL SUPPORT SQDNS								
VR 1	PTXNT RIVER	R6D 1	A2	2	2	2	2	2
		R6D 1Z	A2	3	4	4	4	4
		R5D Z	A2		1	1	1	1
		R5D 2Z	A2	1				
		R4Y 1	A2	9	12	12	12	12
				15*	19	19	19	19
VR 24	PORT LYAUTEY	R5D 2 3	A2		1			
		R5D 5	A2	4	7	7	7	7
		R5D 5	B	1				
		R5D 5	G6	1				
		R5D 5	Y	1				
		R5D 3	A2	1				
		R5D 2	A2	1				
		TF 1	A2		7	7	7	7
				9*	15	14	14	14
DET	NAPLES	TF 1	A2	8				
		TF 1	G9	1				
				9*				
VRF 31	NORFOLK	R4D 8	A2	2	2	2	2	2
		SNB 5	A2	1	1	1	1	1
				3*	3	3	3	3
FLEET BASES OVERSEAS								
NAVSTA	ARGENTIA	R5D 5	A8		1	1	1	1
		UF 2	A2			1	2	2
		UF 1	A2	2	2	1		
		HO4S 3	A2	1	1	1	1	1
		HUS 1A	A2		1	1	1	1
				3*	5	5	5	5
NAF	NAPLES	F3H 2	G6	1				
		F4D 1	G6	1				
		AD 6	G6	3				
		AD 5	A2	2	4	4	4	4
		R4D 8	A2	2	2	2	2	2
		R4Y 1	A2	1	1	1	1	1
		UF 2	A2				1	1
		UF 1	A2	1	1	1		
		SNB 5	A6	6	5	5	5	5
				17*	13	13	13	13
SIGONELLA	SIGONELLA	R4D 8	A2		1	1	1	1
		SNB 5	A6		1	1	1	1
				*	2	2	2	2
NAF	LAGES	UF 2	A2				1	1
		UF 1	A2		1	1		
		UF 1	A6	1				
				1*	1	1	1	1
HDQTRS CMEF	DHAHRAN AFB	R4D 8	A2		1	1	1	1
		R4D 8	A8	1				
				1*	1	1	1	1
NAF ADV BASE	PORT LYAUTEY	R4D 5 6	A2		1	1	1	1
		R4D 5	A2	1				
		UF 1	A2	1	1	1	1	1
		SNB 5	A6	1	1	1	1	1
		HUP 2	A2		1	1	1	1
				3*	4	4	4	4
NAS	ROTA	R4D 8	A2	1				
		R4D 5 6	A6		1	1	1	1
		R4D 5	A2	1				
		SNB 5	A6	1	1	1	1	1
		HUP 2	A2	1	1	1	1	1
				4*	3	3	3	3
CV AND AV UTILITY AIRCRAFT								
CVA 9 ESSEX	NORFOLK	TF 1	A2	1	1	1	1	1
				1*	1	1	1	1
CVA 11 INTREPD	QUONSET PNT	TF 1	A2	1	1	1	1	1
				1*	1	1	1	1
CVA 15 RANDOLH	NORFOLK	TF 1	A2	1	1	1	1	1
				1*	1	1	1	1
CVS 32 LEYTE	NORFOLK	TF 1	A2	1				
				1*				
CVS 39 CHMPLAN	MAYPORT	TF 1	A2		1	1	1	1
		TF 1	G9	1				
				1*	1	1	1	1
CVA 40 TARAWA	NEWPORT	TF 1	A2	1	1	1	1	1
				1*	1	1	1	1
CVA 42 FDR	MAYPORT	TF 1	A2	1	1	1	1	1
				1*	1	1	1	1

DECLASSIFIED

TABLE 2 LOCATION OF AIRCRAFT INVENTORY AND PLANNED OPERATING ASSIGNMENTS

BY COMMAND AND UNIT

LANT UNIT	LOCATION	MODEL	INVENTORY STATUS	INVENTORY NO. ON BOARD	PLANNED ASSIGNMENTS 30 JUN 1959	30 SEP 1959	31 DEC 1959	31 MAR 1960
CVA 59 FORSTAL	NORFOLK	TF 1	A2	2	1	1	1	1
				2*	1	1	1	1
CVA 60 SARATOG	NEW YORK	TF 1	A2	2	1	1	1	1
				2*	1	1	1	1
CVS 45 VALYFRG	NORFOLK	TF 1	A2	1	1	1	1	1
				1*	1	1	1	1
CVA 18 WASP	NORFOLK	TF 1	A2	1	1	1	1	1
				1*	1	1	1	1
CVA 62 INDPEND	NORFOLK	TF 1	A2	1	1	1	1	1
		SNB 5	A6	1				
				2*	1	1	1	1
USS ALBERMARLE	NORFOLK	UF 1 1T	A2		1	1	1	1
		UF 1	A2	1				
				1*	1	1	1	1
MARINE AIR FMF & FORCE AVIATION HDQTR SQDNS								
H&HS AFMFLNT	NORFOLK	R5D 5R	A2	1	1	1	1	1
		R4Y 1	A2	1	1	1	1	1
		TV 2	A6	2	1	1	1	1
		SNB 5	A6	2	2	2	2	2
				6*	5	5	5	5
MARINE FLEET TRAINING SQDNS								
VMT 1	CHERRY POINT	F9F 8B	AK	5				
		F9F 8B	A2	3				
		TV 2	AK	1				
		TV 2	A2	4	8			
		F9F 8T	AK	2				
		F9F 8T	A2	9	12	20	20	20
				24*	20	20	20	20
TENTH NAVAL DISTRICT								
NAS 10 NAVDST	TRINIDAD	UF 2	A2	1	1	1	1	1
				1*	1	1	1	1
NAS 10 NAVDST	GTMO BAY	R4D 6	A2	1				
		UF 2	A2				1	2
		UF 1	A2	2	2	2	1	
		SNB 5	A6	1	1	1	1	1
		T 34B	A8	1	1	1	1	1
		HUP 2	A2	1	1	1	1	1
				6*	5	5	5	5
NAS 10 NAVDST	ROOSEVLT RDS	R4D 8	A2		1	1	1	1
		R4D 8	A8	1				
		R4Y 1	A2	1	1	1	1	1
		UF 2	A2					2
		UF 1	A2	2	2	2	2	
		SNB 5	A6	1	1	1	1	1
		HUP 2	A2	1	1	1	1	1
				6*	6	6	6	6
NAVAL ATTACHES AND MISSIONS LANT								
ATT ATHENS	GREECE	UF 2	A8		1	1	1	1
		UF 1	A8	1				
				1*	1	1	1	1
ATT BAGHDAD	IRAQ	R4D 5 6	A8		1	1	1	1
		R4D 6	A8	1				
				1*	1	1	1	1
ATT CAIRO	EGYPT	R4D 5 6	A8		1	1	1	1
		R4D 6	A8	1				
				1*	1	1	1	1
ATT MEXICO CTY	MEXICO	R4D 5 6	A8		1	1	1	1
		R4D 6	A8	1				
		R4D 5	A8	1				
				2*	1	1	1	1
ATT NEW DELHI	INDIA	R4D 5 6	A8		1	1	1	1
		R4D 5	A8	1				
				1*	1	1	1	1
ATT OSLO	NORWAY	UF 2	A8		1	1	1	1
		UF 1	A8	1				
				1*	1	1	1	1
ATT TEHRAN	IRAN	R4D 5 6	A8		1	1	1	1
		R4D 6	A8	1				
				1*	1	1	1	1
MISSION ANKARA	TURKEY	R4D 5 6	A8		1	1	1	1
		R4D 5	A8	1				
				1*	1	1	1	1
MISSION BOGOTA	COLOMBIA	R4D 5 6	A8		1	1	1	1
		R4D 6	A8	1				
				1*	1	1	1	1
MISSION HAVANA	CUBA	SNB 5	A8		1	1	1	1
				*	1	1	1	1
MISSION PTAUPR	HAITI	HUP 2	A8		1	1	1	1
				*	1	1	1	1
MISSION LIMA	PERU	R4D 5 6	A8		1	1	1	1
		R4D 5	A8	1				
				1*	1	1	1	1
MISSION QUITO	ECUADOR	R4D 5 6	A8		1	1	1	1
		R4D 6	A8	1				
				1*	1	1	1	1
MISSION RIO DJ	BRAZIL	R4D 6R	A8	1	1	1	1	1
				1*	1	1	1	1
MISSION VLPRSO	CHILE	R4D 5 6	A8		1	1	1	1
		R4D 6	A8	1				
				1*	1	1	1	1
NAV ADV GROUP	BUENOS AIRES	R4D 5 6	A8		1	1	1	1
		R4D 6	A8	1				
				1*	1	1	1	1
PROGRAM OPERATING				2107	2006	1996	1985	1958
OPERATIONAL POOL				165				
TOTAL PROGRAM				2272				
NON PROGRAM INCLUDES DRONES				5				
TOTAL INVENTORY				2277				

DECLASSIFIED

TOTAL PROGRAM & NON-PROGRAM AIRCRAFT

TABLE 2 LOCATION OF AIRCRAFT INVENTORY AND PLANNED OPERATING ASSIGNMENTS

BY COMMAND AND UNIT

PAC UNIT	LOCATION	MODEL	INVENTORY STATUS	INVENTORY NO. ON BOARD	PLANNED ASSIGNMENTS 30 JUN 1959	30 SEP 1959	31 DEC 1959	31 MAR 1960
CARRIER AIR GROUPS								
CVG 2								
VA 23	ALAMEDA	FJ 4B	A1	12	12	12	12	12
		FJ 4B	G9	3				
				15*	12	12	12	12
VF 24	ALAMEDA	F8U 1	A1	8	14	14	14	14
		F8U 1	G9	3				
				11*	14	14	14	14
VA 63	ALAMEDA	FJ 4B	A1	13	12	12	12	12
				13*	12	12	12	12
VF 64	ALAMEDA	F3H 2	A1	10	14	14	14	14
		F3H 2	G9	6				
				16*	14	14	14	14
VA 65	ALAMEDA	AD 6	A1	14	12	12	12	12
		AD 5	AJ	1				
		AD 5	A1		1			
				15*	13	12	12	12
CVG 5								
VF 51	MIRAMAR	F4D 1	A1	6	14	14	14	14
				6*	14	14	14	14
VA 52	MIRAMAR	F9F 8	A1	3				
		AD 7	A1	2				
		AD 6	A1	5	12	12	12	12
		AD 6	HQ	1				
		AD 5	A1	1	1	1	1	1
				12*	13	13	13	13
VF 53	MIRAMAR	F3H 2	A1	7	14	14	14	14
		F3H 2	G9	4				
				11	14	14	14	14
VA 55	MIRAMAR	A4D 2	A1	3	12	12	12	12
		FJ 4B	A1	3				
				6*	12	12	12	12
VA 56	MIRAMAR	A4D 2	A1		12	12	12	12
		A4D 1	A1	9				
				9*	12	12	12	12
CVG 9								
VF 91	ALAMEDA	F8U 1	A1	10	14	14	14	14
				10*	14	14	14	14
VF 92	ALAMEDA	F3H 2	A1	12	14	14	14	14
		F3H 2	G9	1				
		F3H 2N	A1	1				
				14*	14	14	14	14
DET N	ABD YORKTOWN	F2H 3	A1	4	4			
				4*	4			
VA 93	ALAMEDA	A4D 2	A1	12	12	12	12	12
				12*	12	12	12	12
VA 94	ALAMEDA	A4D 2	A1	11	12	12	12	12
		A4D 2	G6	1				
				12*	12	12	12	12
VA 95	ALAMEDA	AD 7	AJ	2				
		AD 7	A1	11	12	12	12	12
		AD 5	A1	1	1	1	1	1
				14*	13	13	13	13
CVG 11								
VF 111	ABD SHANGRLA	F8U 2	A1				14	14
		F11F 1	A1	13	14	14		
				13*	14	14	14	14
VA 112	MIRAMAR	A4D 2	A1		6	6		
		A4D 2N	A1			3	12	12
				*	6	9	12	12
VA 113	ABD SHANGRLA	A4D 2	A1	12	12	12	12	12
				12*	12	12	12	12
VF 114	ABD SHANGRLA	F3H 2	A1				14	14
		F3H 2N	A1	14	14	14		
				14*	14	14	14	14
VA 115	ABD SHANGRLA	AD 7	A1	12	12	12	12	12
				12*	12	12	12	12
CVG 12								
VF 121	MIRAMAR	F11F 1	A1	11	14			
		F11F 1	G6	2				
		F11F 1	G9	2				
		F3H 2M	A1	14	14	14	14	14
		F3H 2M	G9	2				
		F3H 2	A1	11	28	30	23	27
		F3H 2	G6	1				
		F3H 2N	A1	12	18	10	13	6
		F3H 2N	G9	8				
		F3D 2T2	A1	3	9	9	9	5
		TV 2	A4		2	2	2	2
		F9F 8T	A4	15	15	15	19	19
				81*	100	80	80	73
VA 122	NORTH ISLAND	AD 7	A1				17	18
		AD 6	A1			9	7	6
		AD 5N	A1			15	15	15
		T 28B	A4			5	5	5
				*		29	44	44
VF 124	MOFFETT FLD	F8U 2	A1		8	25	3	3
		F8U 1	A1	27	24	24	24	24
		F9F 8	A1	2				
		TV 2	A1	1				
		TV 2	A4	7	8	8	8	8
		F9F 8T	A4	14	20	20	24	24
				51*	60	77	59	59
VA 125	MOFFETT FLD	A4D 2	B	21				
		A4D 2N	A1			3	21	30
		A4D 1	A1	17	29	28	27	26
		A4D 1	G9	1				
				39*	29	31	48	56
VA 126	MIRAMAR	FJ 4	A1	14	20	15	15	6
		FJ 4	G6	3				
		FJ 4	Y	1				
		FJ 4B	A1	12	14	14	14	
		FJ 4B	G9	4				
		FJ 4B	Y	3				
				37*	34	29	29	6
CVG 14								
VF 141	ABD RANGER	F3H 2	A1			14	14	14
		F4D 1	A1	12	14	14		
				12*	14	28	14	14
VF 142	ABD RANGER	F8U 1	A1	12	14	14	14	14
				12*	14	14	14	14
VA 144	ABD RANGER	FJ 4B	A1	12	12	12	12	12
				12*	12	12	12	12
VA 145	ABD RANGER	AD 6	A1	11	12	12	12	12
		AD 6	G6	1				
		AD 5	A1		1	1	1	1
				12*	13	13	13	13
VA 146	ABD RANGER	FJ 4B	A1	12	12	12	12	12
				12*	12	12	12	12
CVG 15								
VF 151	MOFFETT FLD	F3H 2	A1	14	14	14	14	14
		F4D 1	G9	4				
				18*	14	14	14	14
VA 152	MOFFETT FLD	F2H 3	AJ	1				
		F2H 3	G6	2				
		AD 5	AJ	4				
		AD 6	A1	7	12	12	12	12
		AD 5	A1	1	1			
				15*	13	12	12	12

DECLASSIFIED

TOTAL PROGRAM & NON-PROGRAM AIRCRAFT

TABLE 2 LOCATION OF AIRCRAFT INVENTORY AND PLANNED OPERATING ASSIGNMENTS

BY COMMAND AND UNIT

PAC UNIT	LOCATION	MODEL	INVENTORY STATUS	INVENTORY NO. ON BOARD	PLANNED ASSIGNMENTS 30 JUN 1959	30 SEP 1959	31 DEC 1959	31 MAR 1960
VA 153	MOFFETT FLD	A4D 2	A1	11	12	12	12	12
		A4D 2	HO	1				
		A4D 1	G9	5				
				17*	12	12	12	12
VF 154	MOFFETT FLD	F8U 1	A1	11	14	14	14	14
		F8U 1	G9	6				
				17*	14	14	14	14
VA 155	MOFFETT FLD	A4D 2	A1	12	12	12	12	12
				12*	12	12	12	12
CVG 19								
VF 191	ABD RICHARD	F11F 1	A1	8	14	14	14	14
		F11F 1	G6	1				
				9*	14	14	14	14
VA 192	ABD RICHARD	A4D 2	A1		12	12	12	12
		FJ 4B	A1	11				
		FJ 4B	HO	1				
				12*	12	12	12	12
VF 193	ABD RICHARD	F3H 2	A1	8	14	14	14	14
		F3H 2	G6	3				
		F3H 2	HO	1				
				12*	14	14	14	14
VA 195	ABD RICHARD	A4D 2	A1		12	12	12	12
		AD 7	A1	1				
		AD 6	AJ	1				
		AD 6	A1	11				
		AD 6	HO	1				
				14*	12	12	12	12
VA 196	MOFFETT FLD	AD 6	A1	16	12	12	12	12
		AD 5	A1	1	1	1	1	1
				17*	13	13	13	13
CVG 21								
VF 211	ABD MIDWAY	F8U 2	A1				14	14
		F11F 1	A1	14	14	14		
				14*	14	14	14	14
VA 212	MOFFETT FLD	FJ 4B	A1	13	12	12	12	12
				13*	12	12	12	12
VF 213	MOFFETT FLD	F3H 2	A1				14	14
		F4D 1	A1	13	14	14	14	
		F4D 1	B	1				
				14*	14	14	28	14
VA 215	MOFFETT FLD	AD 6	A1	12	12	12	12	12
		AD 5	A1	1				
				13*	12	12	12	12
VA 216	MOFFETT FLD	A4D 2	A1	12				
		FJ 4B	A1		12	12	12	12
				12*	12	12	12	12
CARRIER SPECIAL SQDNS PHOTOGRAPHIC								
VFP 61	MIRAMAR	F8U 1P	A1	11	21	24	34	36
		F8U 1P	HO	1				
		F9F 8P	AJ	1				
		F9F 8P	A1	15	11	8		
		F9F 8T	A4	1	1	1	1	1
		SNB 5P	A4	1	1	1	1	1
				30*	34	34	36	38
DET C	ABD SHANGRLA	F9F 8P	A1	3				
				3*				
DET E	ATSUGI	F9F 8P	A1	1				
				1*				
DET F	ATSUGI	F8U 1P	A1	3				
				3*				

PAC UNIT	LOCATION	MODEL	INVENTORY STATUS	INVENTORY NO. ON BOARD	PLANNED ASSIGNMENTS 30 JUN 1959	30 SEP 1959	31 DEC 1959	31 MAR 1960
CARRIER SPECIAL SQDNS NIGHT								
VAAW 35	NORTH ISLAND	AD 7	A1	7	14	15		
		AD 6	A1	7	10			
		AD 5	A1	1				
		AD 5N	A1	15	15			
		TF 1Q	A1	2				
		SNB 5	A4	1	1			
		T 28B	A4	5	5			
				38*	45	15		
DET C	ABD SHANGRLA	AD 5N	A1	4				
				4*				
DET E	ABD RICHARD	AD 5N	A1	2				
		AD 5N	HO	1				
				3*				
DET F	ABD RANGER	AD 5N	A1	4				
				4*				
CARRIER SPECIAL SQDNS AIR EARLY WARNING								
VAW 11	NORTH ISLAND	F2H 4	A1	7	20	20	20	20
		AD 5Q	A1	22	20	20	19	18
		TF 1Q	A1		2	2	1	1
		WF 2	A1		2	4	8	12
		AD 5W	AJ	1				
		AD 5W	A1	38	52	49	47	42
		AD 5W	G6	1				
		SNB 5	A4	1	1	1	1	1
				70*	97	96	96	94
DET C	BARBERS PNT	AD 5W	A1	3				
				3*				
DET E	ABD RICHARD	AD 5	A2	1				
		AD 5W	A1	3				
				4*				
DET F	CUBI PNT	AD 5	A1	1				
		AD 5W	A1	3				
				4*				
DET P	NORTH ISLAND	F2H 4	A1	5				
				5*				
CARRIER SPECIAL SQDNS								
VFAW 3	NORTH ISLAND	F3D 2	A4	1				
		F3D 2T2	A1	7	5	5	5	5
		F4D 1	A1	23	25	25	25	25
		F4D 1	B	6				
		F4D 1	G9	2				
		SNB 5	A8	1	1	1	1	1
				40*	31	31	31	31
HEAVY ATTACK SQDNS								
VAH 2	WHDBY ISLAND	A3D 2	A1	2	12	9	9	9
				2*	12	9	9	9
DET E	ABD RICHARD	A3D 2	A1	3				
		A3D 2	G6	1				
				4*				
VAH 4	WHDBY ISLAND	A3D 2	A1	11	15	20	24	24
		A3D 2	G6	1				
		A3D 2	G9	2				
				14*	15	20	24	24

TOTAL PROGRAM & NON-PROGRAM AIRCRAFT

DECLASSIFIED

TABLE 2 LOCATION OF AIRCRAFT INVENTORY AND PLANNED OPERATING ASSIGNMENTS

BY COMMAND AND UNIT

PAC UNIT	LOCATION	MODEL	INVENTORY STATUS	INVENTORY NO. ON BOARD	PLANNED ASSIGNMENTS 30 JUN 1959	30 SEP 1959	31 DEC 1959	31 MAR 1960
VAH 4 DET C	ABD SHANGRLA	A3D 2	A1	4				
				4*				
VAH 6	ABD RANGER	A3D 2	A1	11	12	12	12	12
				11*	12	12	12	12
VAH 7	ABD KITTYHWK	A3D 2	A1					7
				*				7
VAH 8	WHDBY ISLAND	A3D 2	A1	8	9	9	9	9
		A3D 2	G9	4				
				12*	9	9	9	9
VAH 123	WHDBY ISLAND	A3D 2T	A5			1	4	4
		A3D 2	A1			6	5	5
		P2V 3B	A5			5	3	
		F9F 8T	A4			4	4	4
				*		16	16	13
MATUPAC	WHDBY ISLAND	F9F 8B	A5	4				
		A3D 2	A1		6			
		A3D 2	A5	4				
		P2V 3B	A5	7	6			
		F9F 8T	A4		2			
		F9F 8T	A5	2				
				17*	14			
GUIDED MISSLE SERVICE SQDN								
GMSRON 1	BARBERS PNT	FJ 3D	A1	6	2	2	2	2
		F8U 1KD	A1				2	2
		F9F 5KD	A1	2	2	2	1	
		TV 2D	AK	1				
		TV 2D	A2	2	2	2	2	2
				11*	6	6	7	6
DET S	NAHA	FJ 3D	A1	3	2	2	2	2
		F9F 5KD	A1	2	2	2	2	2
		F9F 2KD	A1	1				
				6*	4	4	4	4
DET Z	POINT MUGU	FJ 4	A1	1				
		FJ 3D	A1	2	2	2	2	2
		F8U 1KD	A1					2
		F9F 5KD	A1	2	1	1	1	
		F9F 2KD	A1	1				
		TV 2D	A2	2	2	2	2	2
				8*	5	5	5	6
ELECTRONIC COUNTER MEASURE SQDNS								
VQ 1	IWAKUNI	A3D 2Q	A1				3	7
		A3D 1Q	A1	2	2	1	1	2
		P4M 1Q	AJ	1				
		P4M 1Q	A1	4	4	4	4	
		TV 2	A4	1				
				8*	6	5	8	9
PHOTOGRAPHIC SQDNS								
VAP 61	AGANA	A3D 2P	A1			5	9	12
		AJ 2P	A1	8	9	4		
		TV 2	A4	1	1	1	1	1
		SNB 5P	A4		1	1	1	1
				9*	11	11	11	14
CARRIER ANTI SUBMARINE SQDNS								
VS 21	NORTH ISLAND	S2F 2	A1	5	4	4	4	4
		S2F 1	A1	11				
		S2F 1	G5	2				
		S2F 1	G9	1				
		S2F 1	HO	1				
		S2F 1 1T	A1		16	16	16	16
				20*	20	20	20	20
VS 23	LOS ALAMITOS	S2F 2	A1	1	2	2	2	2
		S2F 1	A1	15				
		S2F 1	G5	3				
		S2F 1	G9	3				
		S2F 1 1T	A1		18	18	18	18
				22*	20	20	20	20
VS 37	ABD YORKTOWN	S2F 2	A1	3	4	4	4	4
		S2F 1	A1	17				
		S2F 1	B	9				
		S2F 1 1T	A1		16	16	16	16
				23*	20	20	20	20
VS 38	NORTH ISLAND	S2F 2	A1	2	4	4	4	4
		S2F 1	A1	18				
		S2F 1 1T	A1		16	16	16	16
				20*	20	20	20	20
HELICOPTER ANTI SUBMARINE SQDNS								
HS 2	ABD YORKTOWN	SNB 5	A4		1	1	1	1
		HSS 1	A1	14	14	14	14	14
				14*	15	15	15	15
HS 4	REAM FLD	SNB 5	A1	1				
		SNB 5	A4		1	1	1	1
		HSS 1N	AJ	1				
		HSS 1N	A1	13	14	14	14	14
				15*	15	15	15	15
HS 6	REAM FLD	SNB 5	A4	2	1	1	1	1
		HSS 1	A1	16	14	14	14	10
		HSS 1N	A1	2				4
				20*	15	15	15	15
HS 8	REAM FLD	SNB 5	AM	1				
		SNB 5	A4		1	1	1	1
		HSS 1	A1	14	14	14	14	14
				15*	15	15	15	15
PATROL SQDNS LAND PLANE								
VP 1	WHDBY ISLAND	P2V 7	A1	3	12	12	12	12
		P2V 5F	A1	10				
				13*	12	12	12	12
VP 2	WHDBY ISLAND	P2V 7	A1	12	12	12	12	12
				12*	12	12	12	12
VP 4	NAHA	P2V 5F	A1	12	12	12	12	12
				12*	12	12	12	12
VP 6	BARBERS PNT	P2V 5F	AJ	2				
		P2V 5F	A1	10	12	12	12	12
				12*	12	12	12	12
VP 9	ALAMEDA	P2V 7	A1	12	12	12	12	12
				12*	12	12	12	12
VP 19	IWAKUNI	P2V 7	A1	12	12	12	12	12
				12*	12	12	12	12
VP 22	KODIAK	P2V 5F	A1	12	12	12	12	12
				12*	12	12	12	12

DECLASSIFIED

[redacted]

TOTAL PROGRAM & NON-PROGRAM AIRCRAFT

TABLE 2 LOCATION OF AIRCRAFT INVENTORY AND PLANNED OPERATING ASSIGNMENTS

BY COMMAND AND UNIT

PAC UNIT	LOCATION	MODEL	INVENTORY STATUS	INVENTORY NO. ON BOARD	PLANNED ASSIGNMENTS 30 JUN 1959	30 SEP 1959	31 DEC 1959	31 MAR 1960
PATROL SQDNS SEA PLANE								
VP 40	NORTH ISLAND	P5M 1	A1	12	12	12	12	12
				12*	12	12	12	12
VP 42	SANGLEY PNT	P5M 1	A1	12	12	12	12	12
				12*	12	12	12	12
VP 46	NORTH ISLAND	P5M 1	A1	12	12	12	12	12
				12*	12	12	12	12
VP 47	ALAMEDA	P5M 2	A1	8	12	12	12	12
		P5M 2	G6	1				
		P5M 2	G9	1				
		P5M 1	A1	2				
				12*	12	12	12	12
VP 48	NORTH ISLAND	P5M 2	A1	13	12	12	12	12
				13*	12	12	12	12
VP 50	IWAKUNI	P5M 2	A1	12	12	12	12	12
				12*	12	12	12	12
MINING SQDNS								
VP 28	BARBERS PNT	P2V 5F	A1	12	12	12	12	12
				12*	12	12	12	12
VAHM 10	WHDBY ISLAND	P2V 5F	AJ	1				
		P2V 5F	A1	11	12	12	12	12
				12*	12	12	12	12
FLEET AIR EARLY WARNING SQDNS								
VW 1	AGANA	WV 2Q	AI				1	3
		WV 2	A2	8	9	9	9	8
		WV 2	D9	1				
		R7V 1	A5	1	1	1	1	1
				10*	10	10	11	12
VW 3	AGANA	WV 2	A2	8	9	9	9	10
		WV 2	D9	1				
		R7V 1	A5	1	1	1	1	1
				10*	10	10	10	11
BARRIER SQUADRONS DISTANT WARNING								
AIRBARSRON 2	BARBERS PNT	WV 2	A2	28	25	25	25	25
(VW 12 AND 14 INCLUDED)		WV 2	D9	6				
		R7V 1	A5	3	3	3	3	3
		R7V 1	D9	2				
		SNB 5	A5	3	3	2	1	
				42*	31	30	29	28
HELICOPTER RECONNAISSANCE SAR SQDNS								
HU 1	REAM FLD	SNB 5	A4	1	1	1	1	1
		HO4S 3	A2	2	2	2	2	2
		HRS 3	A2	1	2	2	2	4
		HUS 1A	A2	2	2	2	2	
		HUL 1	A2	6	5	5	7	7
		HUP 2	A2	14	36	37	37	37
		HTL 4	A2	1	2	2		
				27*	50	51	51	51
DET 1	OPPAMA	HUP 2	A2	16				
				16*				
MARINE HEADQUARTERS SQDNS								
MARS 17	IWAKUNI	FJ 4	A1	2	6	4	4	4
		FJ 4	G9	3				
		AD 6	B	2				
		R5D 2 3	A2		2	2	2	2
		R5D 3	A2	1				
		R4D 8	AK	1				
		R4D 8	A2	3	4	4	4	4
		TV 2	A4	1				
		TV 2	[illegible]	[illegible]	2	2	2	2
		SNB 5	A4	2				
		HUK 1	A2		2	2	2	2
				15*	16	14	14	14
MGMS 11	ATSUGI	FJ 4	A1	1	2	2	2	2
		FJ 4	G9	1				
		F4D 1	A1	4	4	4	4	4
		R4D 8	A2	2	1	1	1	1
		TV 2	A2		3	3	3	3
		TV 2	A4	2				
				10*	10	10	10	10
MGMS 12	IWAKUNI	A4D 2	A1	2				
		A4D 1	A1	3	4	4	4	4
		R4D 8	A2	1	1	1	1	1
		TV 2	A2		3	3	3	3
		TV 2	A4	2				
				8*	8	8	8	8
MGMS 13	KANEOHE	FJ 4	A1	3	6	6	6	2
		AD 5	A1	1				
		R5D 4R	A2	1	1	1	1	1
		R4D 5 6	A2		1	1	1	1
		R4D 5	A8	1				
		TV 2	A2		2			
		TV 2	A4	2				
		F9F 8T	A2		2	3	3	3
				8*	12	11	11	7
MGMS 15	EL TORO	FJ 4	A1	6				
		A4D 2	A1	1				
		R4D 5 6	A2		1	1	1	1
		R4D 5	A2	1				
		TV 2	A2	1	2			
		F9F 8T	A2		2	3	3	3
				9*	5	4	4	4
MGMS 16	OPPAMA	HOK 1	A1		2	2	2	2
		HOK 1	A2	2				
		HRS 3	A2	2				
		HUS 1A	A1		4	4	4	4
		HUS 1A	A2	4				
				8*	6	6	6	6
MARS 37	EL TORO	FJ 4	A1	5	4	4	4	4
		F4D 1	A1		8	8	8	8
		R5D 4R	A2		1	1	1	1
		R4D 8	A2	2	2	2	2	2
		R4D 5 6	A2		3	3	3	3
		R4D 6	A2	1				
		TV 2	A6	3	3	3	3	3
		SNB 5	A6	1	1	1	1	1
				12*	22	22	22	22
MGMS 33	EL TORO	R4D 5 6	A2		1	1	1	1
		R4D 6	A2	1				
		TV 2	A2	4	2			
		F9F 8T	A2		2	3	3	3
				5*	5	4	4	4
MGMS 36	SANTA ANA	HOK 1	A1	2	2	2	2	2
		HR2S 1	A1		1	1	1	1
		HRS 3	A1		1	1	1	2
		HUS 1	A1	9				
		HUS 1	G6	1				
		HUS 1A	A1	4	2	2	1	
				16*	6	6	5	5

[redacted]

TOTAL PROGRAM & NON-PROGRAM AIRCRAFT

DECLASSIFIED

TABLE 2 LOCATION OF AIRCRAFT INVENTORY AND PLANNED OPERATING ASSIGNMENTS

BY COMMAND AND UNIT

PAC UNIT	LOCATION	MODEL	INVENTORY STATUS	INVENTORY NO. ON BOARD	PLANNED ASSIGNMENTS 30 JUN 1959	30 SEP 1959	31 DEC 1959	31 MAR 1960
MARINE FIGHTER SQDNS								
VMF 232	KANEOHE	F8U 1	A1	4	20	20	20	20
		FJ 4	A1	9				
				13*	20	20	20	20
VMF 251	EL TORO	F8U 1	A1	20	20	20	20	20
				20*	20	20	20	20
VMF 323	EL TORO	F8U 1	A1	13	20	20	20	20
		F8U 1	G6	1				
				14*	20	20	20	20
VMF 334	EL TORO	F8U 1	A1	15	20	20	20	20
		F8U 1	G6	1				
				16*	20	20	20	20
VMF 451	ATSUGI	F8U 2	A1				8	20
		FJ 4	A1	19	20	20	12	
		FJ 4	G9	4				
		FJ 4	I9	1				
				24*	20	20	20	20
MARINE ALL WEATHER FIGHTER SQDNS								
VMFAW 115	ATSUGI	F4D 1	A1	15	20	20	20	20
		F4D 1	G9	5				
				20*	20	20	20	20
VMFAW 314	ATSUGI	F4D 1	A1	20	20	20	20	20
				20*	20	20	20	20
VMFAW 513	EL TORO	F4D 1	A1	20	20	20	20	20
		F4D 1	B	2				
				22*	20	20	20	20
VMFAW 542	EL TORO	F4D 1	A1	16	20	20	20	20
		F4D 1	B	1				
		F4D 1	G9	3				
		F4D 1	HO	2				
				22*	20	20	20	20
MARINE ATTACK SQDNS								
VMA 121	EL TORO	A4D 2	A1	19	20	20	20	20
				19*	20	20	20	20
VMA 211	IWAKUNI	A4D 2	A1					5
		A4D 1	A1	16	20	20	20	15
		A4D 1	G9	5				
				21*	20	20	20	20
VMA 212	KANEOHE	FJ 4B	A1	20	20	20	20	20
				20*	20	20	20	20
VMA 214	KANEOHE	FJ 4B	A1	20	20	20	20	20
				20*	20	20	20	20
VMA 223	EL TORO	A4D 2N	A1					20
		FJ 4B	A1	16	20	20	20	
		FJ 4B	G*	3				
				19*	20	20	20	20
VMA 311	EL TORO	A4D 2	A1	19	20	20	20	20
				19*	20	20	20	20
VMA 331	IWAKUNI	AD 6	AJ	1				
		AD 6	A1	19	20	20		
				20*	20	20		
VMA 332	IWAKUNI	A4D 2	A1			20	20	20
				*		20	20	20
MARINE COMPOSITE PHOTOGRAPHIC SQDNS								
VMCJ 1	EL TORO	F8U 1	A1	2				
		F3D 2Q	AJ	2				
		F3D 2Q	A1	8	9	9	9	9
		F8U 1P	A1	9	9	9	9	9
				21*	18	18	18	18
VMCJ 3	IWAKUNI	F3D 2Q	A1	9	9	9	7	5
		F8U 1P	A1			9	9	9
		F9F 8P	A1	9	9			
				18*	18	18	16	14
MARINE TRANSPORT SQDNS								
VMR 253	IWAKUNI	R5D 2 3	A2		10	10	10	10
		R5D 3	A2	4				
		R5D 2	A2	4				
		R4Q 2	A1		10	10	10	10
		R4Q 1	A2	9				
		R4Q 1	D3	1				
				18*	20	20	20	20
VMR 352	EL TORO	R5D 2 3	A2		16	16	14	12
		R5D 5	A2				2	5
		R5D 3	A2	9				
		R5D 3	G6	4				
		R5D 2	A2	2				
		R5D 2	G6	1				
		R4Q 2	A2		5	5	5	5
				16*	21	21	21	22
MARINE HELICOPTER TRANSPORT SQDNS								
HMRL 161	KANEOHE	OE 1	A2	2				
		HRS 3	A1		15	15	15	15
		HRS 3	A2	15				
		HUS 1	A1				3	10
				17*	15	15	18	25
HMRL 163	OPPAMA	HRS 3	A1		13	6		
		HRS 3	A2	18				
		HRS 3	HO	2				
		HUS 1	A1		11	17	24	24
				20*	24	23	24	24
HMRL 261	OPPAMA	HUS 1	AJ	5				
		HUS 1	A1	17	24	24	24	24
				22*	24	24	24	24
HMRL 361	SANTA ANA	HUS 1	A1	24	24	24	24	24
				24*	24	24	24	24
HMRL 362	SANTA ANA	HUS 1	AJ	24				
		HUS 1	A1		24	24	24	24
				24*	24	24	24	24
HMRL 363	EL TORO	HOK 1	A1	11	12	12	12	12
		HRS 3	A1	10	12	12	12	12
				21*	24	24	24	24
HMRM 462	SANTA ANA	HR2S 1	AJ	1				
		HR2S 1	A1	9	12	12	12	12
		HR2S 1	G6	1				
				11*	12	12	12	12
HMRM 463	EL TORO	HR2S 1	A1	13	12	12	12	12
				13*	12	12	12	12
MARINE OBSERVATION SQDNS								
VMO 2	SUKIRON	OE 1	AK	1				
		OE 1	A1		14	14	14	14
		OE 1	A2	11				
		SNB 5	A6	1	1	1	1	1
		HOK 1	AK	3				
		HOK 1	A1		12	12	12	12
		HOK 1	A2	9				
				25*	27	27	27	27
VMO 6	CAMP PENDLET	OE 2	AJ	1				
		OE 2	A1	12	12	10	10	10
				13*	12	10	10	10
OPERATIONAL DEVELOPMENT SQDNS								
VX 4	POINT MUGU	F3H 2	A1		3	3	3	3
		F3H 2	A9	5				
		F3H 2	G9	1				
		F3D 2T2	A1		3	3	3	3
		F3D 2T2	A9	3				
		F4D 1	A1			3	3	3
		A4D 2	A9	2				
		A4D 1	A9	1				
		FJ 4B	A9	1				
		SNB 5	A6	1	1	1	1	1
		F9F 6K	A9	1				
				15*	7	10	10	10

DECLASSIFIED

TABLE 2 LOCATION OF AIRCRAFT INVENTORY AND PLANNED OPERATING ASSIGNMENTS

BY COMMAND AND UNIT

PAC UNIT	LOCATION	MODEL	INVENTORY STATUS	INVENTORY NO. ON BOARD	PLANNED ASSIGNMENTS 30 JUN 1959	30 SEP 1959	31 DEC 1959	31 MAR 1960
VX 5	CHINA LAKE	A4D 2	A9	3	4	4	4	4
		A4D 2	G9	1				
		A4D 2N	A1			2	2	2
		FJ 4B	A9	5	4	4	4	4
		A3D 2	A1		1	1	1	1
		A3D 2	A9	1				
		AD 5N	A1		1			
		AD 5N	A9	2				
		AD 5Q	A1		1			
		AD 5W	A1			1	1	1
		TV 2	A6	1	1	1	1	1
		SNB 5	A6	1	1	1	1	1
				14*	13	14	14	14
FLEET AIRCRAFT SERVICE SQDNS								
FASRON 4	NORTH ISLAND	F9F 8	EN	1				
		FJ 4	A6	1	3	3	3	3
		FJ 4	X	2				
		F2H 4	G6	2				
		F3H 2N	B	4				
		F3H 2N	G9	3				
		F3H 2N	H9	1				
		F3D 2T2	A6	1				
		F4D 1	B	4				
		F4D 1	G9	1				
		AD 5	A6	1	1	1	1	1
		R4D 8	A2	1	1	1	1	1
		TF 1	A2	3	5	5	4	3
		TV 2	AL	1				
		TV 2	A6	4	1			
		F9F 8T	A6		2	3	3	3
		SNB 5	A6	7	3	3	3	3
				37*	16	16	15	14
DET A	LOS ALAMITOS	S2F 1	A2	1				
		TF 1	A2	1				
		SNB 5	A6	1				
				3*				
FASRON 8	ALAMEDA	F8U 1	C9	11				
		F11F 1	A	1				
		FJ 4	A	1				
		FJ 4	A6		2	2	2	2
		FJ 4	B	2				
		FJ 4	G9	1				
		FJ 3M	A	1				
		F2H 3	A	3				
		F2H 3	B	5				
		F2H 3	G5	1				
		F3H 2	A	1				
		A4D 2	C9	14				
		A4D 1	A	1				
		AD 6	A6	1				
		AD 6	G6	1				
		AD 5	AO	1				
		AD 5	A6		1	1	1	1
		TF 1	A	1				
		TF 1	A2	4	4	4	4	3
		TV 2	A6	5	1			
		TV 2	C9	4				
		F9F 8T	A6		2	3	3	3
		SNB 5	A6	4	3	3	3	3
		SNB 5P	A6	1				
		HRS 3	C9	2				
		HUK 1	C9	1				
				67*	13	13	13	12
FASRON 10	MOFFETT FLD	F11F 1	B	5				
		F11F 1	G9	1				
		F2H 3	A	1				
		AD 5	AO	1				
		TF 1	A2	1	1	1	1	1
		TF 1	G6	1				
		TV 2	A6	1	2			
		F9F 8T	A6			2	2	2
				11*	3	3	3	3
FASRON 11	ATSUGI	F11F 1	C	1				
		F2H 3	A-	1				
		F9F 8P	B	1				
		FJ 4B	A	1				
		AD 6	A	1				
		AD 6	B	2				
		AD 6	G6	1				
		AD 5	A6	1	1	1	1	1
		AD 5N	B	1				
		AD 5W	B	1				
		TF 1	A2		1	1	1	1
		TF 1	A6	1				
		TV 2	AO	1				
		TV 2	A6	4	5	5	5	5
		SNB 5	A6	6	6	6	5	5
				23*	13	13	12	12
FASRON 12	MIRAMAR	F11F 1	G6	1				
		AD 5	A6	1	1	1	1	1
		AD 5	EJ	1				
		TF 1	A2		1	1	1	1
		TF 1	A6	1				
		TF 1	G9	1				
		TV 2	A6	3	2			
		F9F 8T	A6		1	3	3	3
				8*	5	5	5	5
FASRON 110	NORTH ISLAND	P5M 1	B	2				
		SNB 5	A6	2	2	2	2	2
				4*	2	2	2	2
FASRON 112	WHDBY ISLAND	S2F 1	A6	1				
		R5D 2 3	A2		2	2	2	2
		R5D 2	A2	1				
		R4D 5 6	A2		2	2	1	1
		R4D 6	A2	1				
		R4D 5	A2	1				
		TF 1	A2	2	1	1	1	1
		TV 2	A2		2			
		TV 2	A6	2				
		F9F 8T	A6			2	2	2
		SNB 5	A6	2	2	2	2	2
				10*	9	9	8	8
FASRON 113	CUBI PNT	FJ 4B	G6	2				
		AD 6	AO	1				
		AD 6	G6	1				
		AD 5	A6		1	1	1	1
		TF 1	A2	1	2	2	2	1
		TV 2	AO	2				
		TV 2	A6		2	2	2	2
		SNB 5	A6	3	3	3	3	3
				10*	8	8	8	7
FASRON 114	KODIAK	UF 2	A2		1	1	1	1
		UF 1	A2	1				
				1*	1	1	1	1
FASRON 116	ALAMEDA	P2V 7	B	1				
		P2V 5F	A	1				
		P2V 5F	B	1				
		P2V 5F	G5	3				
		P2V 5F	H5	4				
		R5D 3	A	1				
		R4D 8	A2		1	1	1	1
		R4D 8	A8	1				
		R4D 8	C9	1				
		R4D 5	C9	1				
		UF 2	A	1				
		SNB 5	A6	1	1	1	1	1
				16*	2	2	2	2
FASRON 117	BARBERS PNT	F9F 6D	HO	1				
		TF 1	A2	1	2	2	2	1
		TF 1	H9	1				
		JD 1	C9	1				
		TV 2	A6	3	3			
		F9F 8T	A6			3	3	3
		SNB 5	A6	7	5	5	5	5
		HRS 3	F6	1				
				15*	10	10	10	9
FASRON 118	NAHA	TF 1	A2	1	1	1	1	1
		UF 1 1T	A2		1	1	1	1
		UF 1	A2	1				
		SNB 5	A6	3	3	3	3	3
				5*	5	5	5	5
FASRON 119	SANGLEY PNT	SNB 5	A6	2	2	2	2	2
				2*	2	2	2	2
FASRON 120	IWAKUNI	UF 1 1T	A2		1	1	1	1
		UF 1	A2	1				
		SNB 5	A6	2	2	2	2	2
				3*	3	3	3	3

TOTAL PROGRAM & NON-PROGRAM AIRCRAFT

DECLASSIFIED

TABLE 2 LOCATION OF AIRCRAFT INVENTORY AND PLANNED OPERATING ASSIGNMENTS

BY COMMAND AND UNIT

PAC UNIT	LOCATION	MODEL	INVENTORY STATUS	INVENTORY NO. ON BOARD	PLANNED ASSIGNMENTS 30 JUN 1959	30 SEP 1959	31 DEC 1959	31 MAR 1960
FLEET UTILITY AND DRONE CONTROL SQDNS								
VU 1	BARBERS PNT	F8U 1P	A8				1	1
		F9F 8P	A8	1	1	1		
		F9F 6D	A8	1	4			
		FJ 3D2	A8		5	5	5	5
		AD 5	AQ	1				
		AD 5	A2		4	6	6	6
		JD 1	A8	5	4	4	4	4
		SNB 5P	A8	1	1	1	1	1
		HUK 1	A8		1	1	1	1
		HUP 2	AQ	1				
		HUP 2	A8	1	1	1	1	1
		F6F 5K	A8	5				
				16*	21	19	19	19
VU 3	BROWN FIELD	F9F 6D	A8	5				
		FJ 3D2	A8	1	4	6	7	7
		P2V 5FD	A8	1	1	1	1	2
		JD 1D	A8	3	3	3	2	2
		SNB 5	A8	1	1	1	1	1
		T 28B	A8	1				
		T 28BD	A8		2	2	2	2
				12*	11	13	13	14
VU 5	ATSUGI	FJ 4	A8	5	5	5	5	5
		F8U 1P	A8				1	1
		F9F 8P	A8	1	1	1		
		JD 1	A8	6	4	4	4	4
		SNB 5P	A8	1	2	2	1	1
				13*	12	12	11	11
DET A	CUBI PNT	JD 1	A8	4				
				4*				
DET B	NAHA	FJ 4	A8	5				
		F6F 5	A8	2				
		F6F 5K	A8	3				
				10*				
VU 7	BROWN FIELD	FJ 4	A1		12	12	10	10
		FJ 4	A8	14				
		R4D 5 6	A8		1	1	1	1
		R4D 5	A8	1				
		JD 1	A8	12	6	6	6	6
		JD 1D	A8	3				
		SNB 5P	A8	2	2	2	2	1
		T 28BD	A8			1	1	1
				32*	21	22	20	19
FLEET TACTICAL SUPPORT SQDNS								
VR 21	BARBERS PNT	R6D 1	A2	14	12	12	12	12
		R6D 1Z	A2	2	2	2	2	2
		R5D Z	A2		1	1	1	1
		R5D 2Z	A2	1				
				17*	15	15	15	15
DET	NORTH ISLAND	R5D 5Z	A2	1	1	1	1	1
		R5D 2Z	A2	1				
		R4Y 1	A2	1	3	3	3	3
		TF 1	A2	4	4	4	4	4
				7*	8	8	8	8
DET	ATSUGI	R5D Z	A2		1	1	1	1
		R5D 2Z	A2	1				
		TF 1	A2	9	9	9	7	7
		TF 1	G9	2				
				12*	10	10	8	8
VRF 32	NORTH ISLAND	R4D 8	A2	1	1	1	1	1
		R4D 5 6	A2		1	1	1	1
		R4D 6	A2	1				
		SNB 5	A2	1	1	1	1	1
				3*	3	3	3	3
FLEET AIR GUNNERY SCHOOL								
FL AIR GUN SCH	EL CENTRO	F8U 1	A4	6	8	8	8	8
		FJ 4	A4	4	4	4		
		FJ 3M	A4	1				
		F4D 1	A4	6	8	8	8	8
		F4D 1	G6	1				
		F4D 1	G9	2				
		A4D 2	A4	5	6	6	6	6
		A4D 2	G6	1				
		FJ 4B	A4	6	6	6	6	6
		AD 5	AK	1				
		AD 5	A2		1	1	1	1
		SNB 5	A4	2	1	1	1	1
				35*	34	34	30	30

PAC UNIT	LOCATION	MODEL	INVENTORY STATUS	INVENTORY NO. ON BOARD	PLANNED ASSIGNMENTS 30 JUN 1959	30 SEP 1959	31 DEC 1959	31 MAR 1960
FLEET BASES OVERSEAS								
NAS ADV BASE	AGANA	R5D 2 3	A2		1	1	1	1
		UF 2	A2		1	2	3	3
		UF 1 1T	A2		2	1		
		UF 1	A2	3				
		SNB 5	A6	1	1	1	1	1
		HUK 1	A2	1	2	2	2	2
		HUP 2	A2	2				
				7	7	7	7	7
NAS ADV BASE	ATSUGI	R4D 8	A2	1	1	1	1	1
		TV 2	A6		2	2	2	2
		SNB 5	A6	1	1	1	1	1
		HUK 1	A2	2	2	2	2	2
				4*	6	6	6	6
NAS CUBI PNT	CUBI PNT	UF 2	A2		1	1	1	1
		UF 1 1T	A2		1			
		UF 1	A2	1				
		SNB 5	A6	1	1	1	1	1
		HUK 1	AK	1				
		HUK 1	A2	1	2	2	2	2
				4*	5	4	4	4
MCAF IWAKUNI	IWAKUNI	HUP 2	A2	2				
				2*				
NAF ADV BASE	NAHA	UF 2	A2			1	1	1
		UF 1 1T	A2		1			
		UF 1	A2	1				
				1*	1	1	1	1
NAF ADV BASE	OPPAMA	F8U 1	B	1				
		F8U 1	G6	1				
		F9F 8	C9	8				
		FJ 4	G6	1				
		F2H 3	B	1				
		F4D 1	G6	3				
		F9F 8P	G6	1				
		A4D 1	G6	2				
		FJ 4B	19	1				
		F9F 8B	C9	1				
		A3D 2	C	1				
		AD 6	G6	1				
		AD 5N	G6	1				
		AD 5W	G6	1				
		AJ 2P	G6	1				
		AJ 2	C9	4				
		OE 1	D1	1				
		R4D 5	F6	1				
		UF 2	A2					2
		UF 1 1T	A2		4	4	4	1
		UF 1	A2	2				
		UF 1	D1	5				
		UF 1	EJ	1				
		JD 1	D1	2				
		JD 1	EJ	1				
		JD 1	Y	1				
		TV 2	EJ	1				
		TV 2	F6	1				
		SNB 5	C	1				
		SNB 5	D1	3				
		SNB 5	F1	1				
		SNB 5	G6	1				
		SNB 5P	D1	1				
		SNB 5P	G6	1				
		HOK 1	D1	1				
		HRS 3	D1	1				
		HRS 3	Y	4				
		HUS 1	D1	2				
		HUP 2	D1	5				
				66*	4	4	4	3
NAVSTA	SANGLEY PNT	R5D 2 3	A2		1	1	1	1
		R5D 3	A8	1				
		R4D 5 6	A2		1	1	1	1
		R4D 6	A8	1				
		UF 1 1T	A2		1	1	1	1
		UF 1	A2	1				
		HUK 1	A2	1	1	1	1	1
				4*	4	4	4	4
COMNAVFORJAPAN	YOKOSUKA	R4D 8	A2	1	1	1	1	1
				1*	1	1	1	1

DECLASSIFIED

[redacted]

[redacted]

TOTAL PROGRAM & NON-PROGRAM AIRCRAFT

TABLE 2 LOCATION OF AIRCRAFT INVENTORY AND PLANNED OPERATING ASSIGNMENTS

BY COMMAND AND UNIT

PAC UNIT	LOCATION	MODEL	INVENTORY STATUS	INVENTORY NO ON BOARD	PLANNED ASSIGNMENTS 30 JUN 1959	30 SEP 1959	31 DEC 1959	31 MAR 1960
MARINE AIR FMF & FORCE AVIATION HQTRS SQDN								
HHS AFMFPAC	EL TORO	F3D 2T2	A6	1				
		R5D 4R	A2	1	1	1	1	1
		R4D 8	A2		1	1	1	1
		R4D 8	A8	1				
		R4Y 1	A2		1	1	1	1
		R4Y 1	A8	1				
		TV 2	A6	2	2	2	2	2
		SNB 5	A6	2	3	1	1	1
				8*	8	6	6	6
MARINE FLEET TRAINING SQDNS								
VMT 2	EL TORO	F9F 8B	A4	7				
		F9F 8T	AM	1				
		F9F 8T	A2		20	20	20	20
		F9F 8T	A4	13				
				21*	20	20	20	20
NAVAL BASES AND NAVAL AIR STATIONS								
NAS ALAMEDA	ALAMEDA	FJ 4B	G6	1				
		A3D 2	G9	1				
				2*				
NAS NORTH ISL	NORTH ISLAND	F4D 1	G6	1				
				1*				
FOURTEENTH NAVAL DISTRICT								
NAVSTA 14 ND	KWAJALEIN	UF 1 1T	A2		1			
		UF 1	A2	5				
				5*	1			
NAS 14 NAVDST	BARBERS PNT	R5D 2 3	A2		1	1	1	1
		R5D 3	A2	1				
		R4D 8	A2	1	1	1	1	1
		SNB 5	A6	2	2	2	2	2
		HUK 1	AK	1				
		HUK 1	A2	1	2	2	2	2
				6*	6	6	6	6
MCAS 14 ND	KANEOHE	R4D 5 6	A8		1	1	1	1
		R4D 6	A2	1				
		TV 2	A6	2	2			
		F9F 8T	A6			2	2	2
		SNB 5	A6	3	2	2	2	2
		HRS 3	A2		2	2	2	2
		HRS 3	A8	2				
				8*	7	7	7	7
NAVSTA 14 ND	MIDWAY	UF 2	A2		1	2	3	3
		UF 1 1T	A2		2	1		
		UF 1	A2	3				
				3*	3	3	3	3
NAS 14 NAVDST	PEARL HARBOR	SNB 5	A6	1	1	1	1	1
				1*	1	1	1	1
SEVENTEENTH NAVAL DISTRICT								
NAVSTA 17 ND	ADAK	UF 2	A2		2	2	2	2
		UF 1	A2	1				
				1*	2	2	2	2
NAVSTA 17 ND	KODIAK	R5D 2 3	A2		2	2	2	2
		R5D 3	A8	2				
				2*	2	2	2	2
NAVAL ATTACHES AND MISSIONS PAC								
ATT DJAKARTA	JAVA	UF 2	A2			1	1	1
		UF 1 1T	A8		1			
		UF 1	A8	1				
				1*	1	1	1	1
ATT MELBOURNE	AUSTRALIA	R4D 5 6	A8		1	1	1	1
		R4D 6	A8	1				
				1*	1	1	1	1
MAAG BANGKOK	THAILAND	SNB 5	A8	1	1	1	1	1
				1*	1	1	1	1
MAAG SAIGON	VIETNAM	R4D 5 6	A8		1	1	1	1
		R4D 5	A8	1				
				1*	1	1	1	1
MAAG TSO YING	TAIWAN	R4D 5 6	A8		1	1	1	1
		R4D 6	A8	1				
				1*	1	1	1	1
NAVSECMAAGTAIP	TAIWAN	SNB 5	A8	1	1	1	1	1
				1*	1	1	1	1
COMDEFTAIWAN	FORMOSA	R4D 8Z	A2	1	1	1	1	1
				1*	1	1	1	1
PROGRAM OPERATING				2321	2478	2497	2478	2448
OPERATIONAL POOL				354				
TOTAL PROGRAM				2675				
NON PROGRAM INCLUDES DRONES				9				
TOTAL INVENTORY				2684				

[redacted]

[redacted]

TOTAL PROGRAM & NON-PROGRAM AIRCRAFT

DECLASSIFIED

TABLE 2 LOCATION OF AIRCRAFT INVENTORY AND PLANNED OPERATING ASSIGNMENTS

BY COMMAND AND UNIT

NABS UNIT	LOCATION	MODEL	INVENTORY STATUS	INVENTORY NO. ON BOARD	PLANNED ASSIGNMENTS 30 JUN 1959	30 SEP 1959	31 DEC 1959	31 MAR 1960
MARINE HELICOPTER DEVELOPMENT SQDN								
HMX 1	QUANTICO	HOK 1	AR	1				
		HOK 1	A9	2	4	4	4	4
		HR2S 1	A9	2	2	2	2	2
		HRS 3	AR	1				
		HRS 3	A9	4	6	6	6	6
		HUS 1	AR	1				
		HUS 1	A9	11	12	10	10	10
		HUS 1A	A9	4	3	3	2	2
		HUS 1Z	A9		1	3	4	4
				26*	28	28	28	28
FIRST NAVAL DISTRICT								
NAS 1 NAV DST	QUONSET PNT	R4D 8	A8	1	1	1	1	1
		R4Y 1	A8	1	1	1	1	1
		UF 2	A8	1	1	1	1	1
		UF 1	A8	1				
		TV 2	A6	7	10	10	10	10
		JRB 6	A6	4	4	1	1	1
		SNB 5	A6	5	5	6	6	6
		SNB 5P	A8	1	1	1	1	1
		T 28B	A6	4				
		T 28B	G6	1				
		HUP 2	A6	1				
		HUP 2	A8	2	3	3	3	3
				29*	26	24	24	24
NAS 1 NAV DST	BRUNSWICK	UF 1	A8	1	1	1	1	1
		SNB 5	A6	2	1	1	1	1
		HUP 2	A8		1	1	1	1
				3*	3	3	3	3
FOURTH NAVAL DISTRICT								
NAS 4 NAV DST	JOHNSVILLE	JRB 6	A6	1	1	1		
		SNB 5	A6	5	6	6	6	6
		SNB 4	A6	1				
				7*	7	7	6	6
NAS 4 NAV DST	LAKEHURST	AD 4B	A6	2				
		R4D 6	A8	1	1	1	1	1
		SNB 5	A6	2	2	2	2	2
				5*	3	3	3	3
FIFTH NAVAL DISTRICT								
NAS 5 NAV DST	NORFOLK	R5D 3	G6	1				
		R4Q 1	A8	1	1	1	1	1
	(INCLUDING BAMR)	R4D 8	A8	2	2	2	2	2
		R4D 8Z	A8	1	1	1	1	1
		TF 1	A8	1	1	1	1	1
		SNB 5	A6	6	6	6	6	6
		SNB 5P	A8	1	1	1	1	1
		T 28B	A8	6	6	6	6	6
				19*	18	18	18	18
NAAS 5 NAV DST	CHINCOTEAGUE	SNB 5	A6	1				
				1*				
NAS 5 NAV DST	OCEANA	R4D 5 6	A8		1	1	1	1
		R4D 5	A8	1				
		TV 2	A6	4	4	4	4	4
		SNB 5	AQ	1				
		SNB 5	A8	1	2	1	1	1
		HUP 2	A8	2	2	2	2	2
				9*	9	8	8	8
SIXTH NAVAL DISTRICT								
NAS 6 NAV DST	JACKSONVILLE	R4Q 1	A8	1				
		R4D 8	A8	1	1	1	1	1
		R4D 5 6	A8		1	1	1	1
		R4D 5	A8	1				
		UF 1	A2	1				
		UF 1	A8		1	1	1	1
		TV 2	A6	2	5	5	5	5
		SNB 5	A6	3	3	3	3	3
		HUP 2	A2	1				
		HUP 2	A8		1	1	1	1
				10*	12	12	12	12
NAS 6 NAV DST	KEY WEST	AD 5	A6	1	1	1	1	1
		R5D 2 3	A8		1	1	1	1
		R5D 3	A8	1				
		UF 1	A8	1	1	1	1	1
		TV 2	A6	1	1	1	1	1
		JRB 6	A6	1	1	1	1	1
		HUP 2	A2	1				
		HUP 2	A8		1	1	1	1
				6*	6	6	6	6
NAAS 6 NAV DST	MAYPORT	AD 4B	A6	1				
		TV 2	A6	3	2	2	2	2
		HUP 2	A8	1	1	1	1	1
				5*	3	3	3	3
NAAS 6 NAV DST	SANFORD	R4D 5 6	A8		1	1	1	1
		R4D 5	A8	1				
		HUP 2	A8	1	1	1	1	1
				2*	2	2	2	2
NAS 6 NAV DST	CECIL FIELD	TV 2	A6	2	2	2	2	2
		SNB 5	A6	2	1	1	1	1
		HUP 2	A8	1	1	1	1	1
				5*	4	4	4	4
NINTH NAVAL DISTRICT								
COMNAVCONAD	COLORADO SPR	R4D 8	A8	1	2	2	2	2
		R4Y 1	A8	1				
		TV 2	A6	2				
		TV 2	A8	2	3	3	3	3
				6*	5	5	5	5
NAVCRUIT STA	DENVER	SNB 5	A6		2	2	2	2
				*	2	2	2	2
ELEVENTH NAVAL DISTRICT								
NAAS 11 NAVDST	EL CENTRO	SNB 5	A6	1	1			
		HOK 1	A2	2				
				3*	1			
NAF 11 NAV DST	CHINA LAKE	AD 4B	A6	1				
		HRS 3	A8		1	1	1	1
		HRS 3	A9	1				
				2*	1	1	1	1
NAS 11 NAV DST	NORTH ISLAND	R4D 5 6	A8		1	1	1	1
		R4D 6	A8	1				
	(INCLUDING BAMR)	R4Y 1	A8	1	1	1	1	1
		TV 2	A6	3	3	3	3	3
		SNB 5	A6	4	3	2	2	2
		HOK 1	A8		2	2	2	2
				9*	10	9	9	9
NAF 11 NAV DST	LITCHFLD PRK	R4D 6	A8		1	1	1	1
		SNB 5	A6	1	1	1	1	1
				1*	2	2	2	2
NAS 11 NAV DST	MIRAMAR	R4D 8	A8	1	1	1	1	1
		TV 2	AO	1				
		TV 2	A6	2	3	3	3	3
		SNB 5	A6	2	2	1	1	1
		HUP 2	A8	1	1	1	1	1
				7*	7	6	6	6

DECLASSIFIED

TOTAL PROGRAM & NON-PROGRAM AIRCRAFT

TABLE 2 LOCATION OF AIRCRAFT INVENTORY AND PLANNED OPERATING ASSIGNMENTS

BY COMMAND AND UNIT

NABS UNIT	LOCATION	MODEL	INVENTORY STATUS	INVENTORY NO. ON BOARD	PLANNED ASSIGNMENTS 30 JUN 1959	30 SEP 1959	31 DEC 1959	31 MAR 1960
NAS 11 NAV DST	POINT MUGU	TV 2	A6	1				
		TV 2	A8		1	1	1	1
		SNB 5	A6	5	6	6	6	6
		SNB 4	A6	1				
		HUP 2	A8	2	2	2	2	2
				9*	9	9	9	9
NAAS 11 NAVDST	BROWN FIELD	SNB 5	A6	1	1	1	1	1
				1*	1	1	1	1
NAAS 11 NAVDST	REAM FLD	JRB 6	A6	1	1	1	1	1
				1*	1	1	1	1
TWELFTH NAVAL DISTRICT								
NAS 12 NAV DST	ALAMEDA	AD 5	A8	1				
		R4D 8	A8	2	2	2	2	2
		UF 1	A8	1	1	1	1	1
		TV 2	A6	4	7	7	7	7
		SNB 5	A6	2	2	2	2	2
		SNB 5P	A8	1	1	1	1	1
		HUP 2	A8	1	1	1	1	1
				12*	14	14	14	14
NAAS 12 NAVDST	FALLON	R5D 3	A8	1	1	1	1	1
		R4D 6	A8	1				
		TV 2	A6	1	1	1	1	1
		HO4S 3	A8	2	2	2	2	2
				5*	4	4	4	4
NAS 12 NAV DST	MOFFETT FLD	TV 2	AQ	1				
		TV 2	A6	3	3	3	3	3
		SNB 5	A6	5	5	5	5	5
		HUP 2	A8	1	2	2	2	2
				10*	10	10	10	10
NAF 12 NAVDST	MONTEREY	AD 5	A4	3				
		AD 5	A6		4	4	4	4
		JRB 6	A6	7	6	3	3	3
		SNB 5	AO	1				
		SNB 5	A6	17	20	22	22	22
		SNB 4	A6	2				
		T 28B	A6	9	11	11	11	11
		R4D 7	A4	1	1	1	1	1
		HUP 2	AQ	1				
		HUP 2	A8		1	1	1	1
				41*	43	42	42	42
THIRTEENTH NAVAL DISTRICT								
NAS 13 NAV DST	WHDBY ISLAND	R4D 8	A8	1	1	1	1	1
		UF 1	A2	1				
		UF 1	A8		1	1	1	1
		TV 2	A6		2	2	2	2
		SNB 5	A6	1	1	1	1	1
		SNB 5P	A8	1	1	1	1	1
		HO4S 3	A2	2				
		HO4S 3	A8		2	2	2	2
				6*	8	8	8	8
POTOMAC RIVER NAVAL COMMAND								
NAS ANACOSTIA	ANACOSTIA	R5D 2 3	A8		1	1	1	1
		R5D 5	A8	1				
		R5D 4R	A8	1	1	1	1	1
		R5D Z	A8		1	1	1	1
		R5D 3Z	A8	1				
		R4D 8	A8	1				
		R4Y 2	A8	1	1	1	1	1
		R4Y 1	A8	3	3	3	3	3
		R4Y 1Z	A8		1	1	1	1
		TV 2	A6	4	8	8	8	8
		JRB 6	A6	15	15	14	11	11
		SNB 5	A6	40	41	42	45	45
		SNB 5P	A6	1				
		SNB 5P	A8	1	2	2	2	2
		T 28B	A6	11	11	11	11	11
				80*	85	85	85	85
NAF	DAHLGREN	SNB 5	A6		1	1	1	1
		SNB 5	A8	1				
				1*	1	1	1	1
NAS PTXNT RIV	PTXNT RIVER	UF 1	A2	1				
		UF 1	A8		1	1	1	1
		TV 2	A6	2	2	2	2	2
		SNB 5	A2	1				
		SNB 5	A6	2	2	2	2	2
		HUP 2	A2	1				
		HUP 2	A8		1	1	1	1
				7*	6	6	6	6
SEVERN RIVER NAVAL COMMAND								
NAF ANNAPOLIS	ANNAPOLIS	UF 1	A3	1	12	12	11	11
		UF 1	A6	7				
		UF 1T	A6	3				
		N3N 3	AL	11				
		N3N 3	A3	24				
		N3N 3	Y	1				
		HUP 2	A8	1	1	1	1	1
				48*	13	13	12	12
BUAER INSPECTORS AND REPRESENTATIVES								
BAGR CEN DIST	DAYTON	R4D 5 6	A8		1	1	1	1
		R4D 5	A8	1				
		SNB 5	A6	2				
		SNB 5	A8		2	2	2	2
				3*	3	3	3	3
BAGR WSTRN DST	LOS ANGELES	R4D 8	A8	1	1	1	1	1
		SNB 5	A8	1	1	1	1	1
				2*	2	2	2	2
BAR AKRON	AKRON	SNB 5	A8	1	1	1	1	1
				1*	1	1	1	1
BAR BALTIMORE	BALTIMORE	JRB 6	A8	1	1	1		
		SNB 5	A8				1	1
				1*	1	1	1	1
BAR BUFFALO	BUFFALO	SNB 5	A8		1	1	1	1
				*	1	1	1	1
BAR BURBANK	BURBANK	SNB 5	A8	1	1	1	1	1
				1*	1	1	1	1
BAR COLUMBUS	COLUMBUS	SNB 5	A8		2	2	2	2
				*	2	2	2	2
BAR EST HRTFRD	EST HARTFORD	SNB 5	A8	1	1	1	1	1
				1*	1	1	1	1
BAR EL SEGUNDO	EL SEGUNDO	SNB 5	A8	1	1	1	1	1
				1*	1	1	1	1
BAR INDIANPLIS	INDIANAPOLIS	SNB 5	A8	1	1	1	1	1
				1*	1	1	1	1
BAR ST LOUIS	ST LOUIS	SNB 5	A8	1	1	1	1	1
				1*	1	1	1	1
BAR TETERBORO	TETERBORO	SNB 5	A8	1				
				1*				
MARINE CORPS BASES AND AIR STATIONS								
MCAS	YUMA	R4D 8	A8	1	1	1	1	1
		R4D 5	A8	1				
		TV 2	AO	2				
		TV 2	A6		2	2	2	2
		SNB 5	A6	2	1	1	1	1
		HOK 1	A8	2	2			
		HRS 3	A8			2	2	2
				8*	6	6	6	6
MCAS SO&ES	EL TORO	A4D 2	HO	1				
		R5D 2 3	A8		1	1	1	1
		R4D 8	A8	2	2	2	2	2
		TV 2	A6	3	3	3	3	3
		SNB 5	A6	4	4	4	4	4
		HOK 1	A8	1	1	1		
		HRS 3	A8	1	1	1	2	2
				12*	12	12	12	12
MCAS SO&ES	CHERRY POINT	AD 5	A6	1				
		R5D 3	A8	2	2	2	2	2
		R4D 8	A8	2	2	2	2	2
		R4D 5 6	A8		1	1	1	1
		R4D 6	A8	1				
		TV 2	AO	1				
		TV 2	A6	3	3	3	3	3
		SNB 5	A6	3	2	2	2	2
		HOK 1	A6	1				
		HOK 1	A8		1	1		
		HRS 3	A8	1	1	1	2	2
		HRS 1	A6	1				
		HRS 1	A8	1	1			
				17*	13	12	12	12

DECLASSIFIED

TOTAL PROGRAM & NON-PROGRAM AIRCRAFT

TABLE 2 LOCATION OF AIRCRAFT INVENTORY AND PLANNED OPERATING ASSIGNMENTS

BY COMMAND AND UNIT

NABS UNIT	LOCATION	MODEL	INVENTORY STATUS	INVENTORY NO. ON BOARD	PLANNED ASSIGNMENTS 30 JUN 1959	30 SEP 1959	31 DEC 1959	31 MAR 1960
MCAS AES 12	QUANTICO	AD 6	A6	7				
		AD 6	A8		7	7	8	9
		AD 5	A6	4				
		AD 5	A8		4	3	2	
		AD 4B	A6	5				
		AD 4B	A8		3	2	1	
		R4D 8	A8	2	2	2	2	2
		JRB 6	A6	3	1	1	1	1
		SNB 5	A6	9	6	6	6	6
		SNB 5P	A6	1				
		SNB 5P	A8		1	1	1	1
		T 34B	A3	12				
		T 34B	A6		9	9		
				43*	33	31	21	19
MCAF	NEW RIV JAX	R4D 6	A8		1	1	1	1
		R4D 5	A8	1				
		JRB 6	A6	1	1	1	1	1
		SNB 5	A6	4	4	4	4	4
		SNB 5	Q1	1				
				7*	6	6	6	6
MCAF	SANTA ANA	SNB 5	A6	2	2	2	2	2
				2*	2	2	2	2

NABS UNIT	LOCATION	MODEL	INVENTORY STATUS	INVENTORY NO. ON BOARD	PLANNED ASSIGNMENTS 30 JUN 1959	30 SEP 1959	31 DEC 1959	31 MAR 1960
HQ MC FLT SECT	ANACOSTIA	R4D 8	A8	2	2	2	2	2
		R4Y 2	A8	1	1	1	1	1
		TV 2	A6	2	2	2	2	2
		SNB 5	A6	5	5	5	5	5
		T 28B	AO	1				
		T 28B	A6	6	7	7	7	7
				17*	17	17	17	17
MCAAS	BEAUFORT	R4D 5 6	A8		1	1	1	1
		R4D 5	A8	2				
		TV 2	AO	1				
		TV 2	A6	1	2	2	2	2
		SNB 5	A6		1	1	1	1
		SNB 5	A8	1				
		HRS 3	A8	2	2	2	2	2
				7*	6	6	6	6
PROGRAM OPERATING				407	454	444	432	430
OPERATIONAL POOL				4				
TOTAL PROGRAM				501				
NON PROGRAM INCLUDES DRONES				1				
TOTAL INVENTORY				502				

NATRA

NAVAL AIR BASIC TRAINING COMMAND

BTG 7	MEMPHIS	S2F 1T	A3	1				
		T2V 1	A3	57	53	53	53	53
		T2V 1	G9	1				
		SNB 5	A6	2	1	1	1	1
		T 28B	A3	44				
		T 28B	A6	2	2	2	2	2
		T 28B	G6	1				
				108*	56	56	56	56
NAAS NABTC	SAUFLEY FLD	T2V 1	A6		4	4	4	4
		TV 2	A6	5				
		TT 1	A3	9	10	10	10	10
		SNB 5	A6	4	3	3	3	3
		T 34B	A3	183	185	175	175	175
		T 28B	A6	12	8	8	8	8
		T 28C	AL	11				
		T 28C	A3	24				
		T 28C	B	16				
		T 28C	G6	1				
				265*	210	200	200	200
NAAS NABTC	WHITING FLD	T2V 1	A3	2				
		T2V 1	A6		6	6	6	6
		SNB 5	A6	5	5	5	5	5
		T 28B	A3	171	226	226	226	226
		T 28B	A6		6	6	6	6
		T 28B	G6	1				
		T 28C	AL	1				
		T 28C	A3	158	175	175	175	175
				338*	418	418	418	418

NATRA

NAS NABTC	PENSACOLA	F11F 1	A4	7	6	6	6	6
		AD 5	A3		1			
	(INCLUDING BAMR)	AD 5	A8	1				
		R5D 2 3	A8		1	1	1	1
		R5D 2	A8	1				
		R5D 4R	A8	1	1	1	1	1
		R5D Z	A8		1	1	1	1
		R4Q 1	A8	1				
		R4D 8	A8	3	3	1	1	1
		R4Y 1	A8	1	1	1	1	1
		UF 1 1T	A8		2	2	2	2
		UF 1	A8	2				
		T2J 1	A4		18	18	18	18
		T2V 1	A3	68	8	8	8	8
		T2V 1	A6		6	6	6	6
		T2V 1	G9	4				
		F9F 8T	A4	1	1	1	1	1
		SNB 5	A3	35	36	36	36	36
		SNB 5	A4		2	2	2	2
		SNB 5	A6	10	10	10	10	10
		SNB 5	A8	5	10	10	10	10
		SNB 5P	A8	1	1	1	1	1
		T 34B	A4	2	8	8	8	8
		T 28B	A4	20	20	20	20	20
		T 28B	A6	8	8	8	8	8
		T 28C	A4	6				
		H04S 3	A8	3	3	3	3	3
				180*	147	144	144	144

DECLASSIFIED

TABLE 2 LOCATION OF AIRCRAFT INVENTORY AND PLANNED OPERATING ASSIGNMENTS

BY COMMAND AND UNIT

NATRA UNIT	LOCATION	MODEL	INVENTORY STATUS	INVENTORY NO. ON BOARD	PLANNED ASSIGNMENTS 30 JUN 1959	30 SEP 1959	31 DEC 1959	31 MAR 1960
HTG 1	ELLYSON FLD	SNB 5	A6	3	3	3	3	3
		T 28B	A6	2	2	2	2	2
		HO4S 3	A4	13	14	4	4	4
		HO4S 3	Y	1				
		HRS 3	A4	10				
		HUP 3	A4		9	19	19	19
		HUP 2	A4	16	16	16	16	16
		HTL 7	AM	2				
		HTL 7	A4	11	14	14	14	14
		HTL 7	Y	1				
		HTL 6	AM	1				
		HTL 6	A4	25	25	25	25	25
				85*	83	83	83	83
ZTG 1	GLYNCO	SNB 5	A3	4	4	4	4	4
		SNB 5	A6	2	2	2	2	2
		T 28B	A6		2	2	2	2
		ZS2G 1	A3	2				
		ZSG 4	A3	2				
				10*	8	8	8	8
CVS 36 ANTETAM	PENSACOLA	S2F 1T	A6	1				
		S2F 1T	G6	1				
		SNB 5	A6		1	1	1	1
				2*	1	1	1	1
NAVAL AIR ADVANCED TRAINING COMMAND								
NAAS NAATC	KINGSVILLE	F11F 1	A4	21				
		F11F 1	G9	5				
		F9F 8	A3	11				
		F9F 5	A3	38				
		F9F 5	EJ	3				
		F9F 8B	AL	1				
		F9F 8B	A3	46	64	64	64	64
		F9F 8B	EN	1				
		S2F 1	A3	9				
		S2F 1T	A3	23	40	40	40	40
		S2F 1T	G9	1				
		R4D 8	A8	1				
		R4D 6	A8		1	1	1	1
		R4D 5	A8	1				
		F9F 8T	AL	2				
		F9F 8T	A3	47	54	54	54	54
		SNB 5	A6	2	2	2	2	2
		HO4S 3	A8	3	3	3	3	3
				215*	164	164	164	164
NAS NAATC	CRPS CHRISTI	F9F 8B	A3	1				
		AD 6	AL	2				
		AD 6	A3	24	24	24	24	24
		AD 6	Y	1				
		AD 5	A3	5	6	6	6	6
		AD 4NA	A3	1				
		AD 4	A3	4				
		AD 5N	A3	4				
		S2F 1	A3	20				
		S2F 1T	A3	31				
		S2F 1T	G5	1				
		S2F 1T	G9	2				
		S2F 1 1T	A3		45	45	45	45
		P2V 6M	AL	4				
		P2V 6M	A3	3				
		P2V 4	A3		6	6	6	6
		P2V 3	A3	11	9	9	9	9
		P2V 2	A3	7	5	5	5	5
		P5M 1	AL	1				
		P5M 1	A3	5	10	9	9	9
		R5D 2	A8	1	1	1	1	1
		R5D 4R	A8		1	1	1	1
		R5D 4R	G6	1				
		R5D 2	A8		1	1	1	1
		R5D 1Z	G6	1				
		R4Q 1	A8	1				
		R4D 8	A8		2	1	1	1
		TV 2	A6	4				
		F9F 8T	A6		2	2	2	2
		SNB 5	A3	46	55	55	55	55
		SNB 5	A6	6	6	6	6	6
		SNB 5P	A8	1	1	1	1	1
		R4D 7	A5	3	3	3	3	3
		HO4S 3	A8	2	2	2	2	2
				193*	179	177	177	177
NAAS NAATC	CHASE	F9F 8	A3	24	50	50	50	50
		F9F 8	EN	1				
		F9F 8B	A3	72	73	73	73	73
		F9F 8B	EN	1				
		F9F 8B	G6	1				
		R4D 5	A8		1	1	1	1
		F9F 8T	A3	61	53	53	53	53
		SNB 5	A6	2	2	2	2	2
		HO4S 3	A8	2	2	2	2	2
				164*	181	181	181	181
JTTU	OLATHE	F11F 1	A4		20	20	20	20
		F11F 1	G9	4				
		F9F 8	AM	1				
		F9F 8	A4	1				
		F9F 8B	AM	2				
		F9F 8B	A4	14				
		F9F 8T	AM	1				
		F9F 8T	A4	8	9	9	9	9
		SNB 5	A6	1	1	1	1	1
				32*	30	30	30	30
NAS NAATC	MEMPHIS	TV 2	A6	1				
				1*				
NAAS NAATC	PORT ISABEL	SNB 5	A8	1	1	1	1	1
		HO4S 3	A8	2	2	2	2	2
				3*	3	3	3	3
NAVAL AIR TECHNICAL TRAINING COMMAND								
NATECHTRAU	LAKEHURST	R4D 7	A4	1	1	1	1	1
				1*	1	1	1	1
NATECHTRAU	OLATHE	TV 2	AN	1				
		TV 2	A5	4				
		SNB 5	A5	4	4	4	4	4
		T 34B	A5	7	10	10	10	10
		T 34B	B	2				
				18*	14	14	14	14
NATECHTRAU	PENSACOLA	F9F 8P	A4		4	4	4	4
		F9F 6P	A4	6				
		F9F 6P	B	1				
		SNB 5P	A4		8	8	8	8
		SNB 5P	A5	8				
		T 28B	A6	2				
				17*	12	12	12	12
NATECHTRAU	PHILADELPHIA	SNB 5	A6	1	1	1	1	1
				1*	1	1	1	1
NATECHTRACEN	NORMAN	SNB 5	A6	2	2	2	2	2
				2*	2	2	2	2
NAS	GLYNCO	R4D 8	A8	1	1	1	1	1
		SNB 5	A8	6	6	6	6	6
		HO4S 3	A8	1	1	1	1	1
				8*	8	8	8	8
NAVCICOFFSCOL	GLYNCO	F2H 4	AM	1				
		F2H 4	A4	11	20	20	20	20
		F2H 3	AM	2				
		F2H 3	A4	33	22	22	22	22
		AD 5N	A4	4	8	8	8	8
		WV 2	A4	8	6	6	6	6
		T2V 1	A4	2	3	3	3	3
		T2V 1	G9	1				
				60*	59	59	59	59
NAS	MEMPHIS	R4D 8	A8	2	2	2	2	2
		R4Y 1	A8	1	1	1	1	1
		TV 2	A6	2				
		TV 2	B	1				
		SNB 5	A6	9	10	10	10	10
		SNB 5	B	1				
		SNB 5P	A6	1	1	1	1	1
		T 28B	A6	3	3	3	3	3
		HO4S 3	A8	1	1	1	1	1
				21*	18	18	18	18
PROGRAM OPERATING				1668	1595	1580	1580	1580
OPERATIONAL POOL				56				
TOTAL INVENTORY				1724				

TOTAL PROGRAM & NON-PROGRAM AIRCRAFT

DECLASSIFIED

TABLE 2 LOCATION OF AIRCRAFT INVENTORY AND PLANNED OPERATING ASSIGNMENTS

BY COMMAND AND UNIT

NART UNIT	LOCATION	MODEL	INVENTORY STATUS	INVENTORY NO. ON BOARD	PLANNED ASSIGNMENTS 30 JUN 1959	30 SEP 1959	31 DEC 1959	31 MAR 1960
USNR AIRCRAFT FOR RESERVE TRANS POOL								
NAS NRT TRS PL	GLENVIEW	AD 5	A4		1	1	1	1
		AD 5	A8	1				
		R5D 4R	A4		2	2	2	2
		R5D 4R	A8	2				
		R4D 8	A4		1	1	1	1
		R4D 8	A8	1				
		R4Y 1	A4		1	1	1	1
		R4Y 1	A8	1				
		SNB 5	A4		1	1	1	1
		SNB 5	A8	1				
				6*	6	6	6	6
U S NAVAL RESERVE AIRCRAFT								
NARTU	ANACOSTIA	AD 6	A4	6				
		AD 5	A4	6	8	10	11	11
		AD 5N	A4	2	3	3	2	2
		S2F 1	A4	9	9	9	9	9
		P2V 5F	A4	5	5	5	5	5
		R4D 8	A4		2	2	2	2
		R4D 5 6	A4		1	1	1	1
		R4D 6	A4	1				
		R4D 5	A4	2				
		R4D 6R	A4	1	1	1	1	1
		SNB 5	A4	4	5	5	5	5
				36*	34	36	36	36
NAS NART	ATLANTA	F9F 6	A4		16	16	16	16
		AD 6	A4	8				
		AD 6	A9	1				
		AD 5	A4	2				
		AD 5N	A4	2				
		P2V 5F	A4	5	5	5	5	5
		R4D 8	A4	3	2	2	2	2
		R4D 5 6	A4		2	2	1	1
		TV 2	A4		6	6	6	6
		SNB 5	A4	1	1	1	1	1
				22*	32	32	31	31
NAS NART	COLUMBUS	P2V 5	A4	5				
		R5D 2	A4	1				
		SNB 5	A4	2				
				8*				
NAS NART	DALLAS	F9F 6	A4	2				
		FJ 3	A4		13	15	20	20
		FJ 3M	A4	29	19	17	12	12
		FJ 3M	G5	3				
		FJ 3M	G9	2				
		P2V 4	A4	5	5	5	4	4
		P2V 4	G5	1				
		R5D 2 3	A4		2	2	2	2
		R5D 2	A4	2				
		R5D 4R	A4	1	1	1	1	1
		R4D 5 6	A4		1	1	1	1
		TV 2	A4	7	6	6	6	6
		SNB 5	A4	3	3	3	3	3
		SNB 5P	A4	1				
		SNB 5P	A8		1	1	1	1
		HUP 2	A4	3	5	5	5	5
		HTL 5	A4	1				
				60*	56	56	55	55
NAS NART	DENVER	R4D 6	A4	1				
		SNB 5	A4	3				
				4*				
NAS NART	GLENVIEW	F9F 8	A4			20	23	23
		F9F 6	A4	19	16			
		F9F 6	G5	4				
		AD 5	A4		1	1	1	1
		S2F 1	A4	8	10	10	9	9
		S2F 1	G9	2				
		P2V 6	AM	1				
		P2V 6	A4	2				
		P2V 6 6F	A4		10	10	10	10
		P2V 5F	A4	3				
		P2V 5JF	A4		1			
		R5D 2 3	A4		2	2	2	2
		R5D 5	A4		1	1	1	1
		R5D 3	A4	3				
		R5D 2	A4	1				
		R5D 4R	A4		2	2	2	2
		R4D 8	A4		1	1	1	1
		R4Y 1	A4		1	1	1	1
		TV 2	A4	6	4	4		
		F9F 8T	A4	3	6	6	6	6
		SNB 5	A4	5	5	5	5	5
		SNB 5P	A4	1				
		SNB 5P	A8		1	1	1	1
		HSS 1	AM	1				
		HSS 1	A4	4	5	5	5	5
				63*	66	69	67	67
NAS NART	GROSSE ILE	AD 5	AM	3				
		AD 5	A4	8	8	10	11	11
		AD 5N	A4	1	4	4	3	3
		S2F 1	A4	7	9	8	8	8
		S2F 1	G9	2				
		P2V 5F	A4	5	5	5	5	5
		R5D 2 3	A4		2	2	2	2
		R4D 8	AM	1				
		R4D 8	A4	2	3	3	3	3
		UF 1	A8	1				
		SNB 5	A4	4	4	4	4	4
		HUP 2	A4	3	5	5	5	5
		HUP 2	I	1				
				38*	40	41	41	41
NARTU	JACKSONVILLE	F9F 8B	A4	14	16	16	16	16
		S2F 1	A4	8	10	9	9	9
		S2F 1	G9	1				
		P2V 5F	A4	5	5	5	5	5
		R5D 2 3	A4		1	1	1	1
		R5D 3	A4	1				
		R5D 2	A4	1				
		R5D 4R	A4		1	1	1	1
		R4D 5 6	A4		1	1	1	1
		TV 2	A4	2				
		F9F 8T	A4	2	2	2	2	2
		SNB 5	A4	1	1	1	1	1
				35*	37	36	36	36
NARTU	LAKEHURST	S2F 1	A4	8	9	9	8	8
		S2F 1	G9	1				
		SNB 5	A4	1	1	1	1	1
		HUP 2	A4	4	4	4	4	4
		ZSG 4	A4	3	2	2	2	2
				17*	16	16	15	15

DECLASSIFIED [redacted]

TABLE 2 LOCATION OF AIRCRAFT INVENTORY AND PLANNED OPERATING ASSIGNMENTS

BY COMMAND AND UNIT

NART UNIT	LOCATION	MODEL	INVENTORY STATUS	INVENTORY NO ON BOARD	PLANNED ASSIGNMENTS 30 JUN 1959	30 SEP 1959	31 DEC 1959	31 MAR 1960
NAS NART	LOS ALAMITOS	F9F 6	AM	3				
		F9F 6	A4	42	48	32	26	26
		F9F 8B	A4	4		16	22	22
		S2F 1	A4	23	27	26	26	26
		S2F 1	G5	2				
		S2F 1	G9	1				
		P2V 5F	A4	8	9	9	8	8
		P2V 5JF	AM	1				
		P2V 5JF	A4	1	1	1		
		R5D 2 3	A4		3	3	3	3
		R5D 3	A4	1				
		R5D 2	A4	1				
		TV 2	A4	5				
		TV 2	G5	1				
		F9F 8T	A4	4	7	7	7	7
		SNB 5	A4	4	5	5	5	5
		R4D 5S6S	A4		1	1		
		R4D 5S	A4	1				
		HSS 1	A4	5	4	4	4	4
				107*	105	104	101	101
NARTU	MEMPHIS	F9F 6	A4	16	16	16	16	16
		P2V 4	AM	1				
		P2V 4	A4	4	5	5	5	5
		R5D 2 3	A4		2	2	2	2
		R5D 5	A4		1	1	1	1
		R5D 3	A4	2				
		R4D 5 6	A4		1	1	1	1
		R4D 6	A4	1				
		TV 2	A4	5	6	6	6	6
		SNB 5	A4	1	1	1	1	1
				30*	32	32	32	32
NARTU	MIAMI	F9F 6	A4	1				
		P2V 6	A4	1				
		R5D 2	A4	1				
		SNB 5	A4	2				
				5*				
NAS NART	MINNEAPOLIS	F9F 5	A4	12				
		AD 5	A4	4	7	8	10	10
		AD 5N	AM	1				
		AD 5N	A4		5	5	4	4
		S2F 1	A4	7	9	8	8	8
		S2F 1	G9	2				
		P2V 4	AM	1				
		P2V 4	A4	10	10	8	8	8
		P2V 4	G5	1				
		R5D 2 3	A4		2	2	2	2
		R5D 5	A4		1	1	1	1
		R4D 6	A4	1				
		R4D 5	A4	1				
		TV 2	A4	2				
		SNB 5	A4	4	2	2	2	2
		HUP 2	AM	1				
		HUP 2	A4	3	5	5	5	5
				50*	41	39	40	40
NAS NART	NEW ORLEANS	F9F 6	A4	6				
		F9F 8B	A4	10	16	16	16	16
		S2F 1	A4	6	10	9	9	9
		S2F 1	G5	4				
		R4D 8	A4	2	2	2	2	2
		R4D 5 6	A4		2	2	2	2
		R4D 6	A4	1				
		UF 1	A8	1				
		TV 2	A4	4	5	5	5	5
		SNB 5	A4	3	2	2	2	2
		HSS 1	A4	3	4	4	4	4
				40*	41	40	40	40
NAS NART	NEW YORK	FJ 3	A4	32	32	32	32	32
		FJ 3	B	1				
		FJ 3	EJ	3				
		FJ 3	G9	2				
		S2F 1	A4	17	18	17	17	17
		P2V 6M	A4	7	10	10	10	10
		P2V 5F	A4	1				
		R5D 2 3	A4		2	2	2	2
		R5D 2	A4	1				
		R5D 4R	A4	1	1	1	1	1
		TV 2	A4	5	6	6	6	6
		SNB 5	A4	4	6	6	6	6
		SNB 5	A8	2				
		HSS 1	A4	4	5	5	5	5
		HRS 1	A4	2	2	1		
				82*	82	80	79	79
NAS NART	NIAGARA FLS	R4D 8	A4	1				
		R4D 6	A4	1				
		TV 2	A4	1				
		SNB 5	A4	1				
				4*				
NARTU	NORFOLK	AD 5	A4	8	10	10	10	10
		S2F 1	A4	10	10	9	9	9
		R5D 2 3	A4		1	1	1	1
		R5D 5	A4		1	1	1	1
		R5D 2	A4	1				
		R4D 5 6	A4		1	1	1	1
		R4D 5	A4	1				
		SNB 5	A4	2	1	1	1	1
				22*	24	23	23	23
NAS NART	OAKLAND	F2H 4	A4	3	3	3	3	3
		F2H 3	A4	23	30	24	18	18
		S2F 1	A4	16	18	17	17	17
		P2V 5F	A4	7	8	8	8	8
		P2V 5JF	A4	1	2	1		
		R5D 2 3	A4		2	2	2	2
		R5D 2	A4	1				
		R5D 4R	A4	1	1	1	1	1
		TV 2	A4	8	6	6	6	6
		SNB 5	A4	3	2	2	2	2
		SNB 5P	A8	1	1	1	1	1
		HSS 1	A4	4	4	4	3	3
				68*	77	69	61	61

[redacted]

TOTAL PROGRAM & NON-PROGRAM AIRCRAFT

DECLASSIFIED

TABLE 2 LOCATION OF AIRCRAFT INVENTORY AND PLANNED OPERATING ASSIGNMENTS

BY COMMAND AND UNIT

NART UNIT	LOCATION	MODEL	INVENTORY STATUS	INVENTORY NO. ON BOARD	PLANNED ASSIGNMENTS 30 JUN 1959	30 SEP 1959	31 DEC 1959	31 MAR 1960
NAS NART	OLATHE	F9F 6	AM	1				
		F9F 6	A4	31	32	32	32	32
		P2V 6	A4	5				
		P2V 6 6F	A4		5	5	6	6
		P2V 6M	A4		5	5	5	5
		R5D 2 3	A4		3	3	3	3
		R5D 3	A4	1				
		R5D 2	A4	2				
		R4D 5 6	A4		1	1	1	1
		TV 2	A4	5				
		F9F 8T	A4	4	5	5	5	5
		SNB 5	A4	2	2	2	2	2
				51*	53	53	54	54
NAS NART	SEATTLE	AD 6	A4	6				
		AD 5	A4	6	9	10	11	11
		AD 5N	A4	1	3	3	2	2
		S2F 1	A4	7	10	9	9	9
		S2F 1	G5	1				
		S2F 1	G9	1				
		P2V 5F	A4	4	9	8	8	8
		P2V 5JF	A4	1	1			
		R5D 2 3	A4		2	2	2	2
		R5D 5	A4		1	1	1	1
		R5D 3	A4	2				
		R4D 5 6	A4		1	1	1	1
		R4D 5	A4	1				
		SNB 5	A4	4	3	3	3	3
		HSS 1	A4	3	3	3	3	3
		HUP 2	A4	1				
				38*	42	40	40	40
NAS NART	SO WEYMOUTH	F9F 6	A4	16	14	16	16	16
		F9F 6	B	1				
		S2F 1	A4	16	18	17	17	17
		S2F 1	G5	1				
		S2F 1	G9	1				
		P2V 6	A4	1				
		P2V 5F	AM	1				
		P2V 5F	A4	4	9	8	8	8
		R5D 2 3	A4		3	3	3	3
		R5D 3	A4	2				
		TV 2	A4	1	4	4	4	4
		SNB 5	A4	2	2	2	2	2
		HSS 1	A4	4	3	3	3	3
				50*	53	53	53	53
NAS NART	WILLOW GROVE	FJ 3	A4	34	32	32	32	32
		FJ 3	G9	2				
		AD 5	A4		1	1	1	1
		AD 5	A8	1				
		S2F 1	A4	9	10	9	8	8
		S2F 1	G9	1				
		P2V 6	AM	1				
		P2V 6	A4	2				
		P2V 6F	A4	2				
		P2V 5	A4		4	2		
		P2V 5F	A4		5	7	8	8
		R5D 2 3	A4		3	3	3	3
		R5D 3	A4	1				
		R5D 2	A4	1				
		R4D 5 6	A4		1			
		TV 2	A4	7	7	7	7	7
		SNB 5	A4	2	2	2	2	2
		SNB 5P	A8		1	1	1	1
		R4D 5S6S	A4		1	1	1	1
		R4D 6S	A4	1				
		R4D 5S	A4	1				
		HUP 2	A4	3	5	5	5	5
				68*	72	70	68	68
PROGRAM OPERATING				862	909	895	878	878
OPERATIONAL POOL				42				
TOTAL INVENTORY				904				

DECLASSIFIED

TOTAL PROGRAM & NON-PROGRAM AIRCRAFT

TABLE 2 LOCATION OF AIRCRAFT INVENTORY AND PLANNED OPERATING ASSIGNMENTS

BY COMMAND AND UNIT

R&D UNIT	LOCATION	MODEL	INVENTORY STATUS	INVENTORY NO. ON BOARD	PLANNED ASSIGNMENTS 30 JUN 1959	30 SEP 1959	31 DEC 1959	31 MAR 1960
R&D AIRCRAFT								
		F8U 1	A9		5	5	5	5
		F11F 1	A9		4	4	4	4
		F9F 8	A9		4	4	4	4
		F3H.2M	A9		2	2	2	2
		FJ 4	A9		4	4	4	4
		FJ 3	A9		5	5	5	5
		FJ 3M	A9		1	1	1	1
		F3H 2	A9		4	4	4	4
		F3H 2N	A9		4	4	4	4
		F3D 2	A9		4	4	4	4
		F4D 1	A9		8	8	8	8
		F8U 1P	A9		2	2	2	2
		F9F 8P	A9		2	2	2	2
		F9F 6D	A9		5	5	5	5
		FJ 3D	A9		2	2	2	2
		A4D 2	A9		4	4	4	4
		A4D 1	A9		5	5	5	5
		FJ 4B	A9		2	2	2	2
		F9F 8B	A9		6	3	3	3
		A3J 1	A9				1	1
		A3D 2	A9		2	2	1	1
		A3D 1	A9		1	1	1	1
		AD 7	A9		2	2	2	2
		AD 6	A9		2	2	2	2
		AD 5	A9		4	4	3	3
		AD 5N	A9		2	1	1	1
		AD 5Q	A9		2	1	1	1
		AD 5W	A9		2	2	2	2
		S2F 2	A9		2	2	2	2
		S2F 1	A9		5	5	5	5
		P2V 7	A9		2	2	2	2
		P2V 6M	A9		1	1	1	1
		P2V 5F	A9		6	7	7	7
		P2V 5FD	A9		1	1	1	1
		P2V 4	A9		2	1	1	1
		P2V 3	A9		1			
		P2V 3B	A9		1			
		WV 2	A9		9	9	9	9
		R5D 2 3	A9		3	3	3	3
		R5D 4B	A9		1	1	1	1
		R4D 8	A9		4	4	4	4
		R4D 5 6	A9		6	6	6	6
		R4Y 1 2	A9		2	2	2	2
		TF 1	A9		1	1	1	1
		JD 1	A9		1	1	1	1
		JD 1D	A9		3	3	3	3
		T2J 1	A9		1	1	1	1
		T2V 1	A9		6	6	6	6
		TV 2	A9		1	1	1	1
		SNB 5	A9		8	8	8	8
		T 28B	A9		1	1	1	1
		T 28BD	A9		6	4	4	4
		HSS 1	A9		6	6	6	6
		HSS 1N	A9			2	2	2
		HRS 3	A9		1	1	1	1
		HUS 1	A9		1	1	1	1
		ZSG 4	A9		1	1	1	1
		ZPG 2	A9		1	1	1	1
		ZPG 1	A9		1	1	1	1
		ZPG 2W	A9		1	1	1	1
				*	176	169	168	168
NAS R&D	ANACOSTIA	R5D 4R	A9	1				
		Y/S2F 1	A9	1				
				2*				
CAA	ANCHORAGE	JRB 4	U	1				
				1*				
AMB	ATLANTIC CTY	F9F 8T	U	1				
				1*				
INM	BOSTON	F3H 2N	TR	1				
		F3D 2	T	1				
		F3D 2M	T	1				
		F3D 1	U	1				
		F4D 1	T	1				
				5*				
ONR	BOSTON	R4D 6R	T	1				
				1*				
NAOTS	CHINCOTEAGUE	P2V 6M	A9	1				
		SNB 5	A9	1				
				2*				
NASA	CLEVELAND	R4D 6	U	1				
				1*				
NLO	EDWARDS AFB	F8U 1	T	1				
		F11F 1	T	1				
		F3H 2	A9	1				
		F8U 1D	T	2				
		F8U 1KD	T	1				
		A4D 1	T	1				
		R4D 6	T	1				
		R4D 5	U	1				
				9*				
NPU	EL CENTRO	F3D 2	A9	2				
		A4D 1	A9	2				
		AD 5	A9	1				
		P2V 3	A9	1				
		R4D 6	A9	1				
		F9F 8T	A9	2				
				9*				
NAF R&D	CHINA LAKE	F8U 1	A9	1				
		F9F 8	A9	1				
		FJ 4	A9	2				
		F3H 2N	A9	1				
		F3D 2	A9	1				
		F3D 2T2	A9	2				
		F4D 1	A9	1				
		F9F 6D	AR	3				
		F9F 6D	A9	1				
		A4D 1	A9	2				
		A3D 2	A9	1				
		A3D 1	A9	1				
		AD 5	A9	1				
		P2V 3	AR	1				
		P2V 3B	AR	1				
		R4D 6	A9	1				
		R4D 5	A9	1				
		JD 1D	A9	2				
		T 28BD	A9	2				
		Y/F8U 1	A9	1				
		Y/F3D 1	A9	1				
		F9F 6K	A9	6				
		F6F 5K	A9	23				
				57*				
NASWF	KIRTLAND AFB	F3H 2N	A9	3				
		A4D 2	A9	1				
		FJ 4B	A9	1				
		A3D 2	A9	1				
		AD 5	A9	1				
		P2V 5F	A9	1				
		R4D 8	A9	1				
		F9F 8T	A9	1				
		Y/T2V 1	A9	1				
				11*				

DECLASSIFIED

DECLASSIFIED

CONFIDENTIAL

TOTAL PROGRAM & NON-PROGRAM AIRCRAFT

TABLE 2 LOCATION OF AIRCRAFT INVENTORY AND PLANNED OPERATING ASSIGNMENTS

BY COMMAND AND UNIT

R&D UNIT	LOCATION	MODEL	INVENTORY STATUS	INVENTORY NO. ON BOARD	PLANNED ASSIGNMENTS 30 JUN 1959	30 SEP 1959	31 DEC 1959	31 MAR 1960
NADC	JOHNSVILLE	F9F 8	A9	1				
		F9F 6	A9	1				
		F9F 8P	A9	1				
		A4D 2	A9	1				
		A3D 1P	A9	1				
		S2F 1	A9	1				
		P2V 7	AR	1				
		P2V 7	A9	1				
		P2V 5F	AR	1				
		WV 2	A9	1				
		R4D 8	A9	1				
		T2V 1	A9	1				
		Y/F4D 1	A9	1				
		Y/HSS 1	A9	1				
		F9F 6K2	A9	1				
		F9F 6K	A9	1				
		F9F 6KX	AR	1				
		F6F 5K	A9	1				
				18*				
NATFSI	LAKEHURST	F3H 2M	A9	1				
		F3D 2	A9	1				
		F9F 6B	A9	1				
		AD 5	A9	1				
				4*				
NAS	LAKEHURST	ZPG 2	A9	1				
				1*				
NASA	LANGLEY FLD	F11F 1	U	1				
		F9F 6	U	1				
		TV 2	U	1				
				3*				
NASA	MOFFETT FLD	F4D 1	U	1				
		R4D 6	U	1				
				2*				
MINEDEFDEVU	PANAMA CITY	HSS 1	A9	2				
		Y/HSL 1	AR	1				
		Y/HSL 1	A9	1				
		Y/HR2S 1	A9	1				
				5*				
NAMC	PHILADELPHIA	F3D 2M	A9	1				
		AD 5N	A9	1				
		TV 2	A9	1				
		T 34B	A9	1				
				4*				
NATC R&D	PTXNT RIVER	F8U 2	A9	3				
		F8U 2	T	1				
		F8U 1	A9	4				
		F11F 1	A9	3				
		F9F 8	A9	2				
		F9F 6	A9	3				
		FJ 4	G9	1				
		FJ 3	A9	5				
		F3H 2	A9	3				
		F3H 2N	A9	4				
		F4D 1	A9	4				
		A4D 2	A9	1				
		A4D 1	A9	1				
		FJ 4B	A9	4				
		F9F 8B	AR	1				
		F9F 8B	A9	1				
		A3D 2	A9	4				
		A3D 1	A9	2				
		AD 5	A9	1				
		AD 5N	A9	1				
		AD 5W	A9	1				
		S2F 1	A9	1				
		P2V 5F	A9	2				
		P2V 4	A9	1				
		WV 2	A9	2				
		R5D 3	A9	1				
		R5D 2	A9	1				
		R4D 6	A9	1				
		R4D 5	A9	1				
		R4Y 1	A9	1				
		TF 1	A9	1				
		T2V 1	A9	4				
		F9F 8T	AR	1				
		F9F 8T	A9	1				
		SNB 5	A9	5				
		T 28B	A9	3				
		HSS 1	A9	1				
		HRS 3	A9	1				
		Y/F8U 1	A9	3				
		Y/F11F 1	A9	6				
		Y/FJ 4	A9	1				
		Y/F3H 2N	A9	1				
		Y/F3D 1	A9	1				
		Y/F4D 1	A9	5				
		Y/F2H 2P	A9	1				
		Y/A4D 2	A9	2				
		Y/A4D 1	A9	1				
		Y/FJ 4B	A9	1				
		Y/PBM5S2	AR	1				
		YF8U 2	A9	3				
		YF8U 1	A9	1				
		YT2J 1	A9	6				
		YHSS 1N	A9	2				
		YHUK 1	A9	2				
				115*				
USNMC R&D	POINT MUGU	F8U 1	T	1				
		F3H 2M	A9	3				
		F3H 2	A9	2				
		F3H 2	T	2				
		F3D 2M	AR	1				
		F8U 1P	A9	1				
		F8U 1D	T	2				
		F9F 6D	A9	6				
		FJ 3D	T	2				
		A4D 2	T	1				
		A4D 1	A9	1				
		A3D 2	T	1				
		A3D 1	A9	1				
		AD 5	A9	1				
		AD 5Q	A9	2				
		S2F 1	A9	2				
		P2V 6M	A9	1				
		P2V 5FD	A9	1				
		WV 2	A9	3				
		R5D 3	A9	1				
		R5D 2	A9	2				
		R4D 8	A9	1				
		R4D 5	A9	1				
		R4Y 1	A9	1				
		JD 1D	A9	2				
		TV 2D	T	4				
		TV 2KD	T	5				
		TV 2KD	TR	1				
		T 28BD	A9	4				
		HUS 1	A9	1				
		Y/F3D 2M	A9	1				
		Y/A3D 1	A9	1				
		F9F 6K	A9	14				
		F6F 5K	A9	11				
		P4Y 2K	A9	4				
				88*				
NTDC	PRT WASHNGTN	SNB 5	A9	1				
				1*				
NATU	QUONSET PNT	A4D 1	A9	1				
		S2F 1	A9	1				
		P2V 5F	A9	1				
		HSS 1	A9	1				
				4*				
INSMAT	SCHENECTADY	HSS 1	T	1				
				1*				
NADU	SO WEYMOUTH	F3D 2M	A9	1				
		F4D 1	A9	2				
		P2V 5F	A9	1				
		WV 2	A9	3				
		WV 2E	A9	1				
		R4D 8	A9	1				
		SNB 5	A9	1				
		ZPG 2	A9	1				
		Y/F4D 1	A9	1				
				12*				

CONFIDENTIAL

DECLASSIFIED-[redacted]

TABLE 2 **LOCATION OF AIRCRAFT INVENTORY AND PLANNED OPERATING ASSIGNMENTS**

BY COMMAND AND UNIT

R&D UNIT	LOCATION	MODEL	INVENTORY STATUS	INVENTORY NO. ON BOARD	PLANNED ASSIGNMENTS 30 JUN 1959	30 SEP 1959	31 DEC 1959	31 MAR 1960
BUREAU OF AERONAUTICS REPRESENTATIVES								
BAR R&D	BALTIMORE	F11F 1	T	4				
		F2H 2	T	1				
		F3D 2	T	1				
		P6M 1	T	2				
		P5M 2	T	1				
				9*				
BAR R&D	BETHPAGE	F11F 1	T	3				
		F11F 1F	T	2				
		A3D 1	T	1				
		WF 2	T	7				
		S2F 1	T	3				
		TF 1	T	2				
		F9F 8T	T	1				
		F9F 8T	TR	2				
				21*				
BAR R&D	BLOOMFIELD	HOK 1	T	2				
		HOK 1	U	1				
		HTK 1	T	2				
		HTK 1	TR	1				
				6*				
BAR R&D	BUFFALO	F7U 3	TR	1				
		F3D 1	T	2				
		F9F 6P	T	1				
		XHO3S 2	U	1				
				5*				
BAR R&D	BURBANK	P2V 5F	T	1				
				1*				
BAR R&D	COLUMBUS	FJ 4	T	1				
		FJ 4	TR	2				
		FJ 4B	T	1				
		A3J 1	T	3				
		AJ 1	T	1				
		T2J 1	T	5				
		T2J 1	TR	1				
		TV 2	T	1				
				15*				
BAR R&D	DALLAS	F8U 2	T	2				
		F8U 1	T	6				
		F9F 2	TR	1				
		F8U 3	T	2				
		F8U 3	TR	1				
		F3D 2M	T	1				
		F8U 1P	T	1				
		F7U 3P	T	1				
		R4Y 1	T	1				
		TT 1	T	2				
				18*				
BAR R&D	EST HARTFORD	F9F 8T	T	1				
		HSS 2	T	1				
		HSS 1	T	6				
		HR2S 1	T	2				
				10*				
BAR R&D	EL SEGUNDO	F4D 1	T	2				
		A4D 2	T	2				
		A4D 2N	T	3				
		A3D 2P	T	4				
		A3D 2Q	T	4				
		A3D 2	T	6				
		A3D 1	T	1				
		XA4D 1	T	1				
				23*				
BAR R&D	FORT WORTH	HSL 1	TR	1				
		HUL 1	T	1				
		HTL 7	T	2				
				4*				
BAR R&D	KANSAS CITY	F3D 2	T	1				
		T2J 1	T	1				
				2*				
BARR R&D	LITCHFLD PRK	P2V 3W	T	1				
				1*				
BAR R&D	MORTON	HUP 2S	T	2				
		HUP 1	T	2				
				4*				
BAR R&D	ST LOUIS	F3H 2	T	3				
		F4H 1	T	5				
				8*				
BAR R&D	WICHITA	T 34B	T	1				
				1*				
PROGRAM OPERATING				202	176	169	168	
OPERATIONAL POOL				1				
TOTAL PROGRAM				203				
NON PROGRAM INCLUDES DRONES				282				
TOTAL INVENTORY				485				

[redacted]

TOTAL PROGRAM & NON-PROGRAM AIRCRAFT

DECLASSIFIED

TABLE 2 LOCATION OF AIRCRAFT INVENTORY AND PLANNED OPERATING ASSIGNMENTS

BY COMMAND AND UNIT

BUAER UNIT	LOCATION	MODEL	INVENTORY STATUS	INVENTORY NO. ON BOARD	PLANNED ASSIGNMENTS 30 JUN 1959	30 SEP 1959	31 DEC 1959	31 MAR 1960
OVERHAUL & REPAIR ACTIVITIES								
O&R BUAER M&S	ALAMEDA	F11F 1	D1	1				
		F11F 1	G5	2				
		F11F 1	G6	1				
		F9F 6	NX	1				
		F9F 5	NX	1				
		FJ 4	D1	3				
		FJ 4	E6	1				
		FJ 3	B	2				
		FJ 3	D1	3				
		FJ 3	E1	16				
		FJ 3	E6	2				
		FJ 3	Y	3				
		FJ 3M	E1	8				
		F2H 3	EN	2				
		FJ 3D	D1	3				
		FJ 3D	E1	1				
		FJ 3D	E6	1				
		A4D 2	B	5				
		A4D 2	G5	1				
		A4D 2	G6	2				
		A4D 2	G7	1				
		A4D 2	H7	1				
		A4D 1	B	1				
		A4D 1	E6	2				
		A4D 1	G7	12				
		A4D 1	HP	1				
		A4D 1	H7	3				
		FJ 4B	D1	3				
		FJ 4B	G5	1				
		FJ 4B	G6	1				
		FJ 4B	HO	1				
		FJ 4B	H6	1				
		F9F 8B	NX	1				
		A3D 2	D1	1				
		AD 7	DA	1				
		AD 7	D1	12				
		AD 7	E1	6				
		AD 7	E6	1				
		AD 7	H7	1				
		AD 6	B	1				
		AD 6	E1	38				
		AD 6	E6	8				
		AD 6	H7	1				
		AD 5	D1	1				
		AD 5	E1	9				
		AD 5	E6	2				
		AD 5N	E1	12				
		AD 5N	H7	2				
		AD 5Q	B	1				
		AD 5Q	E1	1				
		AD 5Q	H7	1				
		AD 5QX	D4	7				
		AD 4Q	P4	1				
		AD 5W	D1	4				
		AD 5W	E1	5				
		AD 5W	E6	1				
		AD 5W	G7	5				
		AD 5W	H7	1				
		S2F 1	R	2				
		P2V 7	D1	17				
		P2V 7	E1	4				
		P2V 7	Y	1				
		P2V 6	E1	6				
		P2V 6M	E1	5				
		P2V 6TX	D4	1				
		P2V 5	H4	1				
		P2V 5F	DA	1				
		P2V 5F	D1	13				
		P2V 5F	E1	8				
		P2V 5F	H5	1				
		P2V 5FX	D4	1				
		P2V 5JF	E1	1				
		P5M 2	EN	1				
		UF 1	EJ	2				
		TV 2	NX	1				
		TV 2	P4	1				
		SNB 5	NX	1				
		HRS 3	B	1				
				280*				
O&R BUAER M&S	CHERRY POINT	F3H 2M	E6	1				
		F3H 2M	NX	25				
		FJ 3	B	3				
		FJ 3	D1	7				
		FJ 3	E1	18				
		FJ 3	E6	4				
		FJ 3	NX	23				
		FJ 3	OX	1				
		FJ 3M	B	2				
		FJ 3M	D1	12				
		FJ 3M	E1	11				
		FJ 3M	E6	2				
		F2H 4	E1	5				
		F2H 4	P4	3				
		F2H 3	B	1				
		F2H 3	D1	1				
		F2H 3	E1	3				
		F3H 2	D1	4				
		F3H 2	G9	1				
		F3H 2X	D4	2				
		F3H 2X	E4	1				
		F3H 2X	G4	1				
		F3H 2X	H4	3				
		F3H 2N	E6	3				
		FJ 3D	D1	1				
		FJ 3D2X	D1	1				
		FJ 3D2X	D4	5				
		FJ 3D2X	G4	1				
		FJ 4B	G9	1				
		OE 2	D1	1				
		OE 2	E1	1				
		OE 1	D1	2				
		OE 1	E6	1				
		OE 1	MW	1				
		OE 1	MX	1				
		R4Q 2	D3	1				
		R4Q 2	E3	1				
		R4Q 1	D1	1				
				156*				
O&R BUAER M&S	CRPS CHRISTI	F9F 8	B	3				
		F9F 8	C	1				
		F9F 8	D1	3				
		F9F 5	OX	1				
		F9F 2	R	4				
		F9F 8B	D1	1				
		F9F 8B	F1	3				
		F9F 8B	OX	1				
		AD 6	C	1				
		P2V 6M	C	1				
		P2V 5F	B	1				
		P2V 5F	DA	2				
		P2V 5F	D1	5				
		P2V 4	B	1				
		P2V 4	DA	1				
		P2V 4	D1	2				
		R6D 1	D3	1				
		R6D 1Z	D3	1				
		R4Q 2	B	1				
		T2V 1	D1	1				
		TV 2	NX	1				
		TV 2	OX	1				
		HO3S 1	S3	1				
				38*				

DECLASSIFIED

CONFIDENTIAL

TOTAL PROGRAM & NON-PROGRAM AIRCRAFT

TABLE 2 **LOCATION OF AIRCRAFT INVENTORY AND PLANNED OPERATING ASSIGNMENTS**

BY COMMAND AND UNIT

BUAER UNIT	LOCATION	MODEL	INVENTORY STATUS	INVENTORY NO. ON BOARD	PLANNED ASSIGNMENTS 30 JUN 1959	30 SEP 1959	31 DEC 1959	31 MAR 1960
O&R BUAER M&S	JACKSONVILLE	F4D 1	D1	3				
		F4D 1	E1	1				
		A3D 2Q	G5	1				
		A3D 2	B	1				
		A3D 2	D1	3				
		A3D 2	G7	1				
		A3D 1	B	1				
		A3D 1	D1	3				
		A3D 1	E6	1				
		AD 5N	F1	1				
		S2F 1	B	2				
		S2F 1	D1	5				
		SNB 5P	Y	1				
		HSS 1	B	1				
		HSS 1	D1	11				
		HSS 1	E1	1				
		HSL 1	HP	1				
		HSL 1	P3	3				
		HOK 1	D1	8				
		HOK 1	E1	2				
		HOK 1	G6	1				
		HO4S 3	D1	1				
		HRS 3	B	6				
		HRS 3	D1	2				
		HRS 3	E1	4				
		HRS 3	G6	1				
		HUS 1	B	2				
		HUS 1	D1	1				
		HUL 1	D1	4				
		HUL 1	E1	1				
		HUP 2	B1	10				
		HUP 2	D1	7				
		HUP 2	E1	1				
		HTL 6	B	1				
		HTL 6	D1	3				
		HTL 6	E1	11				
		HTL 6	E6	1				
		HTL 5	NX	1				
		HTL 4	RD	2				
				111*				
O&R BUAER M&S	LAKEHURST	HTL 5	Y	2				
		ZS2G 1	MX	5				
		ZS2G 1	MY	4				
		ZSG 4	MX	3				
		ZSG 3	S4	1				
		ZPG 2	D1	2				
		ZPG 1	E6	1				
				18*				
O&R BUAER M&S	NORFOLK	F8U 1	DA	1				
		F8U 1	D1	2				
		F8U 1	G6	8				
		F11F 1	B5	1				
		F11F 1	D1	3				
		F11F 1	MX	1				
		F11F 1	MY	16				
		F9F 8	E6	1				
		F9F 8	G7	6				
		F9F 8	MX	20				
		F9F 8	NX	5				
		F9F 7	MW	12				
		F9F 6	MW	40				
		F9F 6	MX	6				
		FJ 3	EN	1				
		F4D 1	Y	1				
		F8U 1P	G5	1				
		F9F 8P	DA	3				
		F9F 8P	D1	2				
		F9F 8P	E1	6				
		F9F 8P	G7	3				
		F9F 8P	MX	9				
		F9F 6D	H5	1				
		F9F 6D	NX	3				
		F9F 5KD	MW	2				
		F9F 8B	B5	1				
		F9F 8B	DA	1				
		F9F 8B	D1	1				
		F9F 8B	G5	1				
		F9F 8B	G7	9				
		F9F 8B	MX	3				
		F9F 8B	NX	34				
		AD 5W	EN	1				
		AJ 2P	MX	1				
		AJ 2P	NX	1				
		AJ 2	P4	2				
		S2F 1	EN	1				
		S2F 1	R	2				
		P2V 5F	NX	1				
		P5M 2	H5	5				
		P5M 2	R	3				
		P5M 1	B	1				
		P5M 1	D1	1				
		P5M 1	G6	1				
		R5D 5	B	1				
		R5D 5X	D2	2				
		R5D 5X	E2	1				
		R5D 3	B	6				
		R5D 3	D3	4				
		R5D 3	E3	2				
		R5D 2	DC	1				
		R5D 2	D3	2				
		R5D 2	E3	2				
		R5D 4R	D3	2				
		R5D 3Z	D3	1				
		R5D 2Z	D3	1				
		JD 1	DA	1				
		JD 1	D1	2				
		JD 1	E1	10				
		JD 1	E6	1				
		JD 1	NX	3				
		JD 1D	E1	1				
		TV 2	EN	1				
		TV 2	NX	1				
		TV 2	OX	1				
		TV 2	P4	1				
		F9F 8T	C	1				
		F9F 8T	E6	2				
		N3N 3	B	1				
		HSL 1	MZ	16				
		HR2S 1	MX	1				
		HUP 3	MW	48				
		HUP 3	NX	1				
		HUP 2	Y	1				
		HTL 4	MW	2				
		F9F 6K2X	D4	2				
		F9F 6K	B	5				
		F9F 6K	G7	28				
		F9F 6K	G8	1				
		F9F 6KX	D4	48				
		F9F 6KX	E4	38				
		F9F 6KX	E9	5				
		F9F 6KX	G7	1				
		F9F 6KX	G8	4				
		F9F 6KX	MW	28				
		F6F 5K	B1	1				
				505*				
O&R BUAER M&S	PENSACOLA	S2F 2	DA	5				
		S2F 2	D1	5				
		S2F 2	E1	9				
		S2F 2	E6	2				
		S2F 1	B	3				
		S2F 1	DA	2				
		S2F 1	D1	27				
		S2F 1	E1	19				
		S2F 1	E6	8				
		S2F 1T	B	5				
		S2F 1T	DA	3				
		S2F 1T	D1	4				
		S2F 1T	E1	2				
		TF 1	B	1				
		TF 1	D1	1				
		UF 1	B	1				
		UF 1	D1	3				
		UF 1	NX	2				
		UF 1T	B	1				
		UF 1T	D1	1				
		T2V 1	B	1				
		T2V 1	D1	1				
		TV 2	NX	1				
		JRB 6	E1	1				
		SNB 5	B	6				
		SNB 5	DA	4				
		SNB 5	D1	12				
		SNB 5	E1	33				
		SNB 5	E6	7				
		SNB 5	NX	10				
		SNB 5P	B	1				
		SNB 5P	D1	2				
		SNB 5P	E1	4				
		T 34B	MW	155				
		T 34B	MX	3				
		T 34B	MZ	37				
		T 28B	B	4				
		T 28B	D1	30				
		T 28B	E1	9				
		T 28B	E6	4				
		T 28C	B	1				
		T 28C	DA	3				
		T 28C	D1	1				
		T 28C	E1	36				
		T 28C	E6	2				
		T 28C	NX	12				
		SNJ 5	S4	1				
		T 28BD	E1	1				
		T 28BDX	D1	3				
		HUP 2	EJ	1				
		HTL 6	EJ	1				
		HTL 5	Y	5				
				496*				

CONFIDENTIAL

TOTAL PROGRAM & NON-PROGRAM AIRCRAFT

DECLASSIFIED

TABLE 2 LOCATION OF AIRCRAFT INVENTORY AND PLANNED OPERATING ASSIGNMENTS

BY COMMAND AND UNIT

BUAER UNIT	LOCATION	MODEL	INVENTORY STATUS	INVENTORY NO. ON BOARD	PLANNED ASSIGNMENTS 30 JUN 1959	30 SEP 1959	31 DEC 1959	31 MAR 1960
O&R BUAER M&S	QUONSET PNT	FJ 3	F6	1				
		F3D 2T2	NX	8				
		A4D 2	B	1				
		A4D 2	D1	1				
		A4D 2	E6	3				
		A4D 2	G7	1				
		A4D 1	E6	3				
		A4D 1	G7	1				
		AD 7	D1	1				
		AD 6	B	8				
		AD 6	DA	3				
		AD 6	D1	21				
		AD 6	E1	4				
		AD 6	E6	5				
		AD 6	P4	1				
		AD 6	WF	1				
		AD 5	B	1				
		AD 5	DA	1				
		AD 5	D1	10				
		AD 5	E1	5				
		AD 5	E6	3				
		AD 5	G7	3				
		AD 4B	S3	1				
		AD 4B	S4	2				
		AD 5N	B	2				
		AD 5N	D1	5				
		AD 5N	E1	15				
		AD 5N	E6	4				
		AD 5N	NX	3				
		AD 5W	B	5				
		AD 5W	DA	2				
		AD 5W	D1	10				
		AD 5W	E1	3				
		AD 5W	E6	1				
		AD 5W	G6	2				
		AD 5W	G7	1				
		P2V 7	H5	1				
		HSS 1	F6	1				
				144*				
O&R BUAER M&S	SAN DIEGO	F8U 1	B	1				
		F8U 1	DA	1				
		F8U 1	D1	2				
		F8U 1	E6	1				
		F8U 1	G6	9				
		F8U 1	G7	2				
		F11F 1	B	1				
		F9F 8	F6	1				
		F3H 2M	B	5				
		F3H 2M	D1	1				
		F3H 2M	G6	2				
		F3H 2M	G9	1				
		F2H 3	D1	6				
		F2H 3	E1	8				
		F2H 3	Y	1				
		F2H 3X	DD	1				
		F3H 2	D1	1				
		F3H 2	E6	2				
		F3H 2	G6	1				
		F3H 2	G7	1				
		F3H 2X	D4	1				
		F3H 2X	E4	1				
		F3H 2X	G4	1				
		F3H 2X	G8	1				
		F3H 2X	H8	1				
		F3D 2T2	E1	2				
		F3D 2T2	P4	2				
		F3D 2Q	E1	1				
		F4D 1	B	1				
		F4D 1	D1	2				
		F4D 1	G6	2				
		F4D 1	G7	1				
		F4D 1	G9	2				
		F4D 1	HO	2				
		F8U 1P	G7	1				
		F9F 8P	F6	1				
		FJ 3D2	B	2				
		F9F 2KD	NX	1				
		F9F 8B	EN	1				
		AD 6	EN	1				
		AD 5N	EN	1				
		S2F 2	B	1				
		S2F 2	EJ	1				
		S2F 1	B	1				
		S2F 1	D1	1				
		S2F 1	EJ	1				
		S2F 1	EN	1				
		S2F 1	E6	1				
		P5M 2	D1	6				
		P5M 2	EJ	9				
		P5M 1	B	2				
		P5M 1	D1	2				
		R4D 8	B	1				
		TF 1	B	2				
		JD 1	EJ	1				
		TV 2	D1	1				
		TV 2	E1	19				
		TV 2	E6	3				
		TV 2	G6	1				
		TV 2	G7	2				
		TV 2	H7	6				
		TV 2	NX	3				
		TV 2D	E1	1				
		TV 2D	E6	1				
		TV 2D	NX	1				
		SNB 5	EJ	5				
		SNB 5	EN	3				
		SNB 5P	EN	1				
		T 28B	EJ	1				
		T 28B	F1	1				
		HSS 1	B	3				
		HSS 1	DA	1				
		HSS 1	D1	8				
		HSS 1	G7	2				
		HSL 1	MZ	15				
		HSL 1	NY	1				
		HOK 1	B	1				
		HRS 3	B	1				
		HRS 3	D1	3				
		HRS 3	E1	1				
		HUP 2	B	2				
		HUP 2	B1	2				
		HUP 2	DA	1				
		HUP 2	D1	4				
		HUP 2	E6	1				
		YF2Y 1	MY	1				
		P4Y 2K	B	2				
		P4Y 2K	G7	6				
		P4Y 2K	H7	1				
				205*				
AVCO MFG CORP								
AVCO	NASHVILLE	R4D 8	B	2				
		R4D 8	D1	11				
		R4D 8	E1	1				
		R4D 6	B	3				
		R4D 6	D1	7				
		R4D 5	D1	2				
		R4D 5	E1	2				
		R4D 8Z	D1	1				
		R4D 7	D1	1				
				30*				
BUREAU OF AERONAUTICS REPRESENTATIVES								
BAR M&S	BALTIMORE	P6M 2	V	1				
		WV 2Q	G4	2				
		P5M 2	D1	11				
		P5M 2	R	1				
		P5M 1	B	3				
		P5M 1	D1	15				
		YP6M 1	V	4				
				37*				
BAR M&S	BETHPAGE	F9F 8B	G5	1				
		WF 2	V	2				
		S2F 1	R	4				
		UF 2	C	1				
		UF 2	R	4				
		UF 1	G4	8				
		F9F 8T	C	5				
		F9F 8T	V	3				
				28*				
BARR M&S	BLOOMFIELD	HOK 1	D2	1				
		HUK 1	B	1				
				2*				
BAR M&S	BURBANK	P2V 7	B	6				
		P2V 7	C	1				
		P2V 7	G5	7				
		P2V 7	R	2				
		P2V 5F	G5	28				
		R7V 2	MY	1				
		T2V 1	G5	1				
				46*				
BAR M&S	COLUMBUS	FJ 4	C	1				
		FJ 4	S2	1				
		R4Y 1	C	1				
		R4Y 1	D3	3				
		R4Y 1Z	D3	1				
		T2J 1	B	8				
		T2J 1	G5	1				
				16*				

DECLASSIFIED

TOTAL PROGRAM & NON-PROGRAM AIRCRAFT

TABLE 2 **LOCATION OF AIRCRAFT INVENTORY AND PLANNED OPERATING ASSIGNMENTS**

BY COMMAND AND UNIT

BUAER UNIT	LOCATION	MODEL	INVENTORY STATUS	INVENTORY NO. ON BOARD	PLANNED ASSIGNMENTS 30 JUN 1959	30 SEP 1959	31 DEC 1959	31 MAR 1960
BAR M&S	DALLAS	F8U 2	B	2				
		F8U 1	B	7				
		F8U 1	G5	43				
		F8U 1P	B	2				
		F8U 1P	G5	8				
		TT 1	G5	1				
				63*				
BAR M&S	EL SEGUNDO	F4D 1	B	2				
		A4D 2	B	5				
		A4D 2	C	6				
		A4D 2	G5	1				
		A4D 2N	V	4				
		A3D 2P	V	2				
		A3D 2Q	V	2				
		A3D 2	C	2				
		A3D 2	G5	1				
		A3D 2	V	3				
				28*				
BAR M&S	EST HARTFORD	HSS 1	EJ	1				
		HSS 1N	V	2				
		HR2S 1W	G5	1				
		HR2S 1	G5	1				
		HR2S 1	V	2				
		HUS 1	V	1				
				8*				
BAR M&S	ONTARIO	WV 2Q	D9	6				
		P2V 7	Q1	1				
				7*				
BAR M&S	ST LOUIS	F3H 2	B	5				
		F3H 2	C	2				
		F3H 2N	G5	1				
				8*				
MISCELLANEOUS BUAER ACTIVITIES								
POOL BUAER M&S	NEW YORK	F9F 8	EN	1				
		F9F 8B	EN	1				
				2*				
POOL BUAER M&S	OAKLAND	F2H 3	G6	1				
				1*				
POOL BUAER M&S	OCEANA	F9F 8	EN	1				
				1*				
POOL BUAER M&S	SO WEYMOUTH	ZPG 2	EN	1				
		ZPG 2W	MX	1				
				2*				
BUAER M&S	ACFT ON LOAN	R5D 4R	U	1				
		R4D 5	U	2				
		R4D 6R	U	24				
		R4D 5R	U	14				
		R4D 6Z	U	2				
		R4D 5Z	U	1				
		SNB 5	U	1				
		R4D 6Q	U	6				
		R4D 5Q	U	2				
		R4D 6S	U	9				
		R4D 5S	U	1				
		XF4D 1	U	1				
				64*				

BUAER UNIT	LOCATION	MODEL	INVENTORY STATUS	INVENTORY NO. ON BOARD	PLANNED ASSIGNMENTS 30 JUN 1959	30 SEP 1959	31 DEC 1959	31 MAR 1960
STORAGE FACILITIES								
STORAGE FACLTY	LITCHFLD PRK	F9F 8	MX	47				
		F9F 7	MX	35				
		F9F 6	MX	120				
		F9F 5	MX	267				
		F9F 5	MY	1				
		F9F 5	P4	29				
		F9F 5	WB	5				
		F3H 2M	MX	10				
		FJ 3	MX	14				
		FJ 3M	MX	4				
		F2H 4	MX	2				
		F2H 4	P4	5				
		F2H 3	MX	1				
		F3D 2T2	MX	2				
		F3D 2T2	P4	2				
		F4D 1	G5	12				
		F9F 8P	MX	15				
		F9F 6D	MX	2				
		F9F 2KD	MX	1				
		F9F 2KD	P4	1				
		F8F 2D	MX	5				
		F9F 8B	MX	37				
		AD 6	F1	1				
		AD 6	MX	63				
		AD 6	P4	4				
		AD 5	MX	35				
		AD 5N	MX	5				
		AD 5W	MX	42				
		AJ 2P	MX	2				
		AJ 2P	P4	1				
		AJ 2	MX	32				
		AJ 2	P4	1				
		P2V 6	MX	3				
		P2V 6M	MX	2				
		P2V 4	MX	14				
		P2V 3	MX	15				
		P2V 3B	MX	4				
		P2V 3W	MX	4				
		P2V 2	MX	32				
		P2V 2	S4	1				
		P4Y 2	C	5				
		WV 2	MX	10				
		R7V 2	M7	1				
		R4Q 1	MX	17				
		R4Q 1	MY	1				
		R4D 6	MX	1				
		R4D 5	MX	2				
		R4D 5R	MX	2				
		R4D 6Z	MX	4				
		UF 1	MX	5				
		JD 1	MX	15				
		JD 1X	MX	10				
		TV 2	MX	193				
		TV 2	P4	4				
		TV 2D	MX	1				
		TV 2KD	MX	2				
		JRB 6	MX	38				
		SNB 5	MX	106				
		SNB 5	P4	1				
		T 28B	MX	54				
		T 28C	MX	1				
		SNJ 5	R	45				
		R4D 6Q	WB	2				
		R4D 5Q	MX	2				
		R4D 5Q	WB	1				
		R4D 6S	MX	8				
		R4D 5S	MX	8				
		HTL 5	MX	3				
		HTL 5	P4	1				
		P4Y 2K	MY	2				
				1423*				
NON OPERATIONAL SUPPORT				1474				
RESERVE STOCK				1854				
TOTAL PROGRAM				3328				
NON PROGRAM INCLUDES DRONES				391				
TOTAL INVENTORY				3719				

CONFIDENTIAL

[redacted]

DECLASSIFIED

PROGRAM AIRCRAFT

TABLE 3

SUMMARY OF ON BOARD OPERATING AIRCRAFT AND PLANNED OPERATING ASSIGNMENTS

* R&D Operational Pool should be one (1) FJ-4 aircraft; vice a total of 170. R&D Bailment and Loan aircraft were erroneously included in the Pool.

CLASS & MODEL	COMMAND	OPERATIONAL POOL	OPERATING INVENTORY	PLANNED ASSIGNMENTS 30 JUN 1959	30 SEP 1959	31 DEC 1959	31 MAR 1960
TOTAL	LANT	166	2107	1996	1986	1975	1948
	PAC	354	2321	2478	2497	2478	2448
	NABS	5	497	454	444	432	430
	NATRA	56	1668	1595	1580	1580	1580
	NART	42	862	909	895	878	878
	R&D	[redacted]	202	176	169	168	168
			7657	7608	7571	7511	7452
FIGHTER JET	LANT	58	534	458	453	453	427
	PAC	153	653	765	766	736	702
	NATRA	14	156	122	122	122	122
	NART	18	270	271	255	246	246
	R&D	66	72	56	56	56	56
			1685	1672	1652	1613	1553
FIGHTER PROP	LANT		3				
	PAC		2				
			5				
ATTACK JET	LANT	31	324	359	359	362	368
	PAC	81	385	430	464	497	506
	NABS	1					
	NATRA	3	136	137	137	137	137
	NART		28	32	48	54	54
	R&D	30	29	20	17	17	17
			902	978	1025	1067	1082
ATTACK PROP	LANT	18	212	178	174	174	171
	PAC	23	275	262	255	232	228
	NABS		26	19	17	16	14
	NATRA	1	45	39	38	38	38
	NART		67	60	66	67	67
	R&D	8	11	14	12	11	11
			636	572	562	538	529
ANTI SUBMARINE	LANT	7	130	125	125	125	125
	PAC	13	74	80	80	80	80
	NATRA	5	85	85	85	85	85
	NART	20	151	177	166	163	163
	R&D	3	5	7	7	7	7
			445	474	463	460	460
PATROL	LANT	8	195	197	196	194	191
	PAC	13	189	187	186	184	182
	NATRA		31	30	29	29	29
	NART	2	100	119	112	108	108
	R&D	3	15	14	12	12	12
			530	547	535	527	522
WARNING	LANT	7	50	43	43	43	43
	PAC	8	44	43	43	43	43
	NATRA		6	6	6	6	6
	R&D		10	9	9	9	9
			110	101	101	101	101
OBSERVATION	LANT	3	12	12	12	12	12
	PAC	1	27	26	24	24	24
			39	38	36	36	36
TRANSPORT	LANT	14	175	158	157	156	155
	PAC	16	124	141	141	137	134
	NABS	1	51	49	49	49	49
	NATRA	2	15	18	15	15	15
	NART		54	69	68	67	67
	R&D	8	19	17	17	17	17
			438	452	447	441	437
UTILITY	LANT		47	34	34	34	34
	PAC	11	55	38	36	35	34
	NABS		19	19	19	18	18
	NATRA		2	2	2	2	2
	NART		2				
	R&D		4	4	4	4	4
			129	97	95	93	92
TRAINING JET	LANT	5	93	95	95	90	89
	PAC	6	107	126	125	133	133
	NABS		58	69	69	69	69
	NATRA	7	275	227	227	227	227
	NART	1	71	70	70	66	66
	R&D	26	11	8	8	8	8
			615	595	594	593	592
TRAINING PROP	LANT		88	87	87	87	87
	PAC	8	86	77	74	71	69
	NABS	3	282	234	227	217	217
	NATRA	22	821	837	827	827	827
	NART		67	55	55	54	54
	R&D	2	18	15	13	13	13
			1362	1305	1283	1269	1267
ROTARY WING	LANT	15	233	240	240	232	233
	PAC	21	300	303	303	306	313
	NABS		61	64	63	63	63
	NATRA	2	92	92	92	92	92
	NART	1	49	54	53	51	51
	R&D	24	6	8	10	10	10
			741	761	761	754	762
AIRSHIPS	LANT		11	10	11	13	13
	NATRA		4				
	NART		3	2	2	2	2
	R&D		2	4	4	4	4
			20	16	17	19	19
			7657	7608	7571	7511	7452

CLASS & MODEL	COMMAND	OPERATIONAL POOL	OPERATING INVENTORY	PLANNED ASSIGNMENTS 30 JUN 1959	30 SEP 1959	31 DEC 1959	31 MAR 1960
FIGHTER JET							
VF DAY	LANT	24	240	204	196	210	189
	PAC	67	286	330	326	298	285
	NATRA	13	103	76	76	76	76
	NART	18	244	238	228	225	225
	R&D	30	30	25	25	25	25
			903	873	851	834	800
VF AW	LANT	32	227	202	202	186	182
	PAC	82	287	359	366	360	337
	NATRA		47	42	42	42	42
	NART		26	33	27	21	21
	R&D	26	30	20	20	20	20
			617	656	657	629	602
VF P	LANT	1	40	33	34	37	37
	PAC	3	54	52	52	54	56
	NATRA	1	6	4	4	4	4
	R&D	3	2	4	4	4	4
			102	93	94	99	101
VF D	LANT	1	22	15	17	17	17
	PAC	1	18	19	17	18	18
	R&D	6	10	7	7	7	7
			50	41	41	42	42
VF KD	LANT		5	4	4	3	2
	PAC		8	5	5	6	6
	R&D	1					
			13	9	9	9	8
			1685	1672	1652	1613	1553
FIGHTER PROP							
VF DAY	LANT		3				
	PAC		2				
			5				
			5				
ATTACK JET							
VA DAY	LANT	25	268	294	289	287	289
	PAC	71	339	373	400	420	414
	NABS	1					
	NATRA	3	136	137	137	137	137
	NART		28	32	48	54	54
	R&D	8	18	17	14	14	14
			789	853	888	912	908
VA AW	LANT						1
	R&D	3				1	1
						1	2
VA P	LANT				4	7	12
	PAC				5	9	12
	R&D	4	1				
			1		9	16	24
VA Q	LANT		1	1	2	3	8
	PAC		2	2	1	4	9
	R&D	4					
			3	3	3	7	17
VA HT	LANT				1	4	4
	PAC				1	4	4
					2	8	8
VA H	LANT	6	55	64	63	61	54
	PAC	10	44	55	57	60	67
	R&D	9	10	3	3	2	2
			109	122	123	123	123
VA SM	R&D	2					
			902	978	1025	1067	1082
ATTACK PROP							
VA DAY	LANT	15	130	96	96	96	96
	PAC	12	163	156	156	136	136
	NABS		26	19	17	16	14
	NATRA	1	37	31	30	30	30
	NART		60	45	51	56	56
	R&D		6	8	8	7	7
			422	355	358	341	339
VA AW	LANT	1	30	25	25	25	24
	PAC	3	51	39	37	35	34
	NATRA		8	8	8	8	8
	NART		7	15	15	11	11
	R&D		4	4	2	2	2
			100	91	87	81	79
VA W	LANT	1	43	48	48	48	48
	PAC	3	48	54	54	56	55
	R&D	7	1	2	2	2	2
			92	104	104	106	105
VA P	LANT		7	6	2		
	PAC	1	8	9	4		
			15	15	6		
VA Q	LANT	1	2	3	3	5	3
	PAC		5	4	4	5	3
			7	7	7	10	6
VA H	PAC	4					
	R&D	1					
			636	572	562	538	529

[redacted]

DECLASSIFIED

[redacted]

PROGRAM AIRCRAFT

TABLE 3 SUMMARY OF ON BOARD OPERATING AIRCRAFT AND PLANNED OPERATING ASSIGNMENTS

BY MODEL

CLASS & MODEL	COMMAND	OPERATIONAL POOL	OPERATING INVENTORY	PLANNED ASSIGNMENTS 30 JUN 1959	30 SEP 1959	31 DEC 1959	31 MAR 1960
ANTI SUBMARINE							
VS	LANT	7	130	125	125	125	125
	PAC	13	74	80	80	80	80
	NATRA	5	85	85	85	85	85
	NART	20	151	177	166	163	163
	R&D	3	5	7	7	7	7
			445	474	463	460	460
			445	474	463	460	460
PATROL							
VP L	LANT	3	145	148	147	145	142
	PAC	9	118	115	114	112	110
	NATRA		25	20	20	20	20
	NART	2	100	119	112	108	108
	R&D	2	15	14	12	12	12
			403	416	405	397	392
VP S	LANT	5	50	49	49	49	49
	PAC	4	71	72	72	72	72
	NATRA		6	10	9	9	9
	R&D	1					
			127	131	130	130	130
			530	547	535	527	522
WARNING							
VW WEA	LANT		7	6	6	6	6
			7	6	6	6	6
VW AEW	LANT	7	43	37	37	37	37
	PAC	8	44	43	43	43	43
	NATRA		6	6	6	6	6
	R&D		10	9	9	9	9
			103	95	95	95	95
			110	101	101	101	101
OBSERVATION							
VO	LANT	3	12	12	12	12	12
	PAC	1	27	26	24	24	24
			39	38	36	36	36
			39	38	36	36	36
TRANSPORT							
VR H	LANT	6	21	29	29	29	29
	PAC	7	53	60	60	60	61
	NABS	1	7	8	8	8	8
	NATRA	2	3	6	6	6	6
	NART		31	43	43	43	43
	R&D		6	4	4	4	4
			121	150	150	150	151
VR M	LANT	4	120	99	98	98	98
	PAC	4	41	50	50	49	49
	NABS		43	40	40	40	40
	NATRA		12	12	9	9	9
	NART		23	26	25	24	24
	R&D	6	12	12	12	12	12
			251	239	234	232	232
VR C	LANT	4	34	30	30	29	28
	PAC	5	30	31	31	28	24
	NABS		1	1	1	1	1
	R&D	2	1	1	1	1	1
			66	63	63	59	54
			438	452	447	441	437
UTILITY							
VU SAR	LANT		25	23	23	23	23
	PAC	6	22	21	19	19	18
	NABS		19	19	19	18	18
	NATRA		2	2	2	2	2
	NART		2				
			70	65	63	62	61
VU TOW	LANT		22	11	11	11	11
	PAC	5	33	17	17	16	16
	R&D		4	4	4	4	4
			59	32	32	31	31
			129	97	95	93	92

CLASS & MODEL	COMMAND	OPERATIONAL POOL	OPERATING INVENTORY	PLANNED ASSIGNMENTS 30 JUN 1959	30 SEP 1959	31 DEC 1959	31 MAR 1960
TRAINING JET							
VT	LANT	5	88	93	93	88	8
	PAC	6	102	122	121	129	12
	NABS		58	69	69	69	6
	NATRA	7	275	227	227	227	22
	NART	1	71	70	70	66	6
	R&D	16	11	8	8	8	
			605	589	588	587	58
VT D	LANT		4	2	2	2	
	PAC		5	4	4	4	
	R&D	4					
			9	6	6	6	
VT KD	LANT		1				
	R&D	6					
			1				
			615	595	594	593	59
TRAINING PROP							
VT ME	LANT		77	74	74	74	7
	PAC	8	80	70	66	63	6
	NABS	1	197	189	182	181	18
	NATRA	1	161	178	178	178	17
	NART		64	53	53	53	5
	R&D	1	8	8	8	8	
			587	572	561	557	55
VT SE	LANT		11	11	11	11	1
	PAC		6	5	5	5	
	NABS	2	84	44	44	35	3
	NATRA	21	656	655	645	645	64
	R&D	1	4	1	1	1	
			761	716	706	697	69
VT E	NART		3	2	2	1	
			3	2	2	1	
VT NAV	NABS		1	1	1	1	
	NATRA		4	4	4	4	
			5	5	5	5	
VT D	LANT			2	2	2	
	PAC			2	3	3	
	R&D		6	6	4	4	
			6	10	9	9	
			1962	1305	1283	1269	1267
ROTARY WING							
HS	LANT	5	89	87	87	87	8
	PAC		60	56	56	56	5
	NART		28	28	28	27	2
	R&D	9	4	6	8	8	
			181	177	179	178	178
HO	LANT	4	16	15	15	15	1
	PAC	1	29	30	30	30	3
	NABS		13	14	12	10	1
	NATRA	1	27	28	18	18	1
	R&D	3					
			85	87	75	73	7
HR	LANT	4	34	39	38	35	3
	PAC	11	71	70	63	57	6
	NABS		14	14	15	17	1
	NATRA		10				
	NART		2	2	1		
	R&D	2	1	1	1	1	
			132	126	118	110	11
HU	LANT	2	85	90	91	95	9
	PAC	9	139	145	152	163	16
	NABS		34	36	36	36	3
	NATRA		16	25	35	35	3
	NART	1	18	24	24	24	2
	R&D	5	1	1	1	1	
			293	321	339	354	35
HT	LANT		9	9	9		
	PAC		1	2	2		
	NATRA	1	39	39	39	39	3
	NART		1				
	R&D	5					
			50	50	50	39	3
			741	761	761	754	762
AIRSHIPS							
ZP	LANT		7	6	6	6	
	NATRA		4				
	NART		3	2	2	2	
	R&D		2	3	3	3	
			16	11	11	11	1
ZW	LANT		4	4	5	7	
	R&D			1	1	1	
			4	5	6	8	
			20	16	17	19	1

[redacted]

DECLASSIFIED

PROGRAM AIRCRAFT

TABLE 3 SUMMARY OF ON BOARD OPERATING AIRCRAFT AND PLANNED OPERATING ASSIGNMENTS

BY MODEL

CLASS & MODEL	COMMAND	OPERATIONAL POOL	OPERATING INVENTORY	PLANNED ASSIGNMENTS 30 JUN 1959	30 SEP 1959	31 DEC 1959	31 MAR 1960
FIGHTER JET							
VF DAY							
F8U 2	LANT		4	13	26	43	57
	PAC			8	25	39	51
	R&D	3	3				
			7	21	51	82	108
F8U 1	LANT	8	111	114	119	119	115
	PAC	24	128	168	168	168	168
	R&D	8	5	5	5	5	5
			244	287	292	292	288
F7U 3	R&D	1					
F11F 1	LANT	3	28	17	17	17	17
	PAC	13	47	56	42	14	14
	NATRA	9	28	26	26	26	26
	R&D	9	3	4	4	4	4
			106	103	89	61	61
F11F 1F	R&D	2					
F9F 8	LANT	1	20				
	PAC	9	5				
	NATRA	1	37	50	50	50	50
	NART				20	23	23
	R&D		4	4	4	4	4
			66	54	74	77	77
F9F 6	NART	5	137	142	112	106	106
	R&D	1	4				
			141	142	112	106	106
F9F 5	NATRA	3	38				
	NART		12				
			50				
F9F 2	R&D	1					
F3H 2M	PAC	2	14	14	14	14	14
	R&D		4	2	2	2	2
			18	16	16	16	16
F2H 2	R&D	1					
FJ 4	PAC	19	90	84	77	63	38
	R&D	4	2	4	4	4	4
			92	88	81	67	42
FJ 3	LANT	4	29	2			
	NART	8	66	77	79	84	84
	R&D		5	5	5	5	5
			100	84	84	89	89
FJ 3M	LANT	8	48	58	34	31	
	PAC		2				
	NART	5	29	19	17	12	12
	R&D			1	1	1	1
			79	78	52	44	13
			903	873	851	834	800
VF AW							
F8U 3	R&D	3					
F2H 4	LANT	4	29	25	25	16	16
	PAC	2	12	20	20	20	20
	NATRA		12	20	20	20	20
	NART		3	3	3	3	3
			56	68	68	59	59
F2H 3	LANT	1					
	PAC	9	10	4			
	NATRA		35	22	22	22	22
	NART		23	30	24	18	18
			68	56	46	40	40
F3H 2	LANT	9	46	59	59	59	59
	PAC	17	68	101	117	138	142
	R&D	5	6	4	4	4	4
			120	164	180	201	205
F3H 2N	LANT	7	17				
	PAC	16	27	32	24	13	6
	R&D	1	8	4	4	4	4
			52	36	28	17	10
F4H 1	LANT					1	2
	R&D	5				1	2
F3D 2	LANT		1				
	PAC		1				
	R&D	3	4	4	4	4	4
			6	4	4	4	4
F3D 2T2	LANT		19	14	14	14	13
	PAC		15	17	17	17	13
	R&D		2				
			36	31	31	31	26
F3D 2Q	LANT		9	9	9	7	7
	PAC		19	18	18	16	14
			28	27	27	23	21
F3D 2M	R&D	2	3				
			3				
F3D 1	R&D	3					
F4D 1	LANT	11	106	95	95	89	85
	PAC	38	135	167	170	156	142
	R&D	4	7	8	8	8	8
			248	270	273	253	235
			617	656	657	629	602
VF P							
F8U 1P	LANT		16	22	30	33	33
	PAC	1	23	30	42	54	56
	R&D	1	1	2	2	2	2
			40	54	74	89	91
F7U 3P	R&D	1					
F9F 8P	LANT	1	24	11	4	4	4
	PAC	2	31	22	10		
	NATRA			4	4	4	4
	R&D		1	2	2	2	2
			56	39	20	10	10
F9F 6P	NATRA	1	6				
	R&D	1					
			6				
			102	93	94	99	101
VF D							
F8U 1D	R&D	4					
F9F 6D	LANT		5				
	PAC	1	6	4			
	R&D		10	5	5	5	5
			21	9	5	5	5
FJ 3D	LANT	1	8	6	6	6	6
	PAC		11	6	6	6	6
	R&D	2		2	2	2	2
			19	14	14	14	14
FJ 3D2	LANT		9	9	11	11	11
	PAC		1	9	11	12	12
			10	18	22	23	23
			50	41	41	42	42
VF KD							
F8U 1KD	PAC					2	4
	R&D	1				2	4
F9F 5KD	LANT		5	4	4	3	2
	PAC		6	5	5	4	2
			11	9	9	7	4
F9F 2KD	PAC		2				
			2				
			13	9	9	9	8

DECLASSIFIED

PROGRAM AIRCRAFT

TABLE 3 SUMMARY OF ON BOARD OPERATING AIRCRAFT AND PLANNED OPERATING ASSIGNMENTS

BY MODEL

CLASS & MODEL	COMMAND	OPERATIONAL POOL	OPERATING INVENTORY	PLANNED ASSIGNMENTS 30 JUN 1959	30 SEP 1959	31 DEC 1959	31 MAR 1960
FIGHTER PROP							
VF DAY							
F6F 5	LANT		3				
	PAC		2				
			5				
			5				
ATTACK JET							
VA DAY							
A4D 2	LANT	20	190	214	241	230	222
	PAC	39	124	164	184	178	183
	NABS	1					
	R&D	3	3	4	4	4	4
			317	382	429	412	409
A4D 2N	LANT				5	16	26
	PAC				8	35	64
	R&D	3					
					13	51	90
A4D 1	LANT		43	43	40	38	38
	PAC	13	47	53	52	51	45
	R&D	1	7	5	5	5	5
			97	101	97	94	88
FJ 4B	PAC	18	157	156	156	156	122
	R&D	1	5	2	2	2	2
			162	158	158	158	124
F9F 8B	LANT	5	35	37	3	3	3
	PAC	1	11				
	NATRA	3	136	137	137	137	137
	NART		28	32	48	54	54
	R&D		3	6	3	3	3
			213	212	191	197	197
			789	853	888	912	908
VA AW							
A3J 1	LANT						1
	R&D	3				1	1
						1	2
						1	2
VA P							
A3D 2P	LANT				4	7	12
	PAC				5	9	12
	R&D	4					
					9	16	24
A3D 1P	R&D		1				
			1				
			1		9	16	24
VA Q							
A3D 2Q	LANT				1	3	7
	PAC					3	7
	R&D	4					
					1	6	14
A3D 1Q	LANT		1	1	1		1
	PAC		2	2	1	1	2
			3	3	2	1	3
			3	3	3	7	17
VA HT							
A3D 2T	LANT				1	4	4
	PAC				1	4	4
					2	8	8
					2	8	8
VA H							
A3D 2	LANT	3	34	45	44	43	36
	PAC	10	44	55	57	60	67
	R&D	7	6	2	2	1	1
			84	102	103	104	104
A3D 1	LANT	3	21	19	19	18	18
	R&D	2	4	1	1	1	1
			25	20	20	19	19
			109	122	123	123	123
VA SM							
P6M 1	R&D	2					

CLASS & MODEL	COMMAND	OPERATIONAL POOL	OPERATING INVENTORY	PLANNED ASSIGNMENTS 30 JUN 1959	30 SEP 1959	31 DEC 1959	31 MAR 1960
ATTACK PROP							
VA DAY							
AD 7	PAC		35	38	39	41	42
	R&D			2	2	2	2
			35	40	41	43	44
AD 6	LANT	10	120	84	84	84	84
	PAC	11	111	102	101	79	78
	NABS		7	7	7	9	9
	NATRA	1	26	24	24	24	24
	NART		21				
	R&D			2	2	2	2
			285	219	218	197	197
AD 5	LANT	5	9	12	12	12	12
	PAC	1	17	16	16	16	16
	NABS		10	9	8	7	5
	NATRA		6	7	6	6	6
	NART		39	45	51	56	56
	R&D		6	4	4	3	3
			87	93	97	100	98
AD 4B	LANT		1				
	NABS		9	3	2	1	
			10	3	2	1	
AD 4NA	NATRA		1				
			1				
AD 4	NATRA		4				
			4				
			422	355	358	341	339
VA AW							
AD 5N	LANT		12	9	9	9	9
	PAC	3	27	16	15	15	15
	NATRA		8	8	8	8	8
	NART		7	15	15	11	11
	R&D		2	2	1	1	1
			56	50	48	44	44
AD 5Q	LANT		17	15	15	15	15
	PAC		22	21	20	19	18
	R&D		2	2	1	1	1
			41	38	36	35	34
TF 1Q	LANT	1	1	1	1	1	
	PAC		2	2	2	1	1
			3	3	3	2	1
			100	91	87	81	79
VA W							
WF 2	LANT			1	2	6	8
	PAC			2	4	8	12
	R&D	7					
				3	6	14	20
AD 5W	LANT	1	43	47	46	42	40
	PAC	3	48	52	50	48	43
	R&D		1	2	2	2	2
			92	101	98	92	85
			92	104	104	106	105
VA P							
AJ 2P	LANT		7	6	2		
	PAC	1	8	9	4		
			15	15	6		
			15	15	6		
VA Q							
WV 2Q	LANT					2	3
	PAC					1	3
						3	6
P4M 1Q	LANT	1	2	3	3	3	
	PAC		5	4	4	4	
			7	7	7	7	
			7	7	7	10	6
VA H							
AJ 2	PAC	4					
AJ 1	R&D	1					

[redacted]

DECLASSIFIED

PROGRAM AIRCRAFT

TABLE 3 SUMMARY OF ON BOARD OPERATING AIRCRAFT AND PLANNED OPERATING ASSIGNMENTS

BY MODEL

CLASS & MODEL	COMMAND	OPERATIONAL POOL	OPERATING INVENTORY	PLANNED ASSIGNMENTS 30 JUN 1959	30 SEP 1959	31 DEC 1959	31 MAR 1960
ANTI SUBMARINE							
VS							
S2F 2	LANT		22	20	20	20	20
	PAC		11	14	14	14	14
	R&D			2	2	2	2
			33	36	36	36	36
S2F 1	LANT	7	108	105	105	105	105
	PAC	13	63				
	NATRA		29				
	NART	20	151	177	166	163	163
	R&D	3	5	5	5	5	5
			356	287	276	273	273
S2F 1T	NATRA	5	56	40	40	40	40
			56	40	40	40	40
S2F 1 1T	PAC			66	66	66	66
	NATRA			45	45	45	45
				111	111	111	111
			445	474	463	460	460
PATROL							
VP L							
P2V 7	LANT	3	50	54	54	60	66
	PAC	1	39	48	48	48	48
	R&D		2	2	2	2	2
			91	104	104	110	116
P2V 6	NART		13				
			13				
P2V 6F	NART		2				
			2				
P2V 6 6F	NART			15	15	16	16
				15	15	16	16
P2V 6M	NATRA		7				
	NART		7	15	15	15	15
	R&D		2	1	1	1	1
			16	16	16	16	16
P2V 5	NART		5	4	2		
			5	4	2		
P2V 5F	LANT		86	86	86	80	74
	PAC	8	71	60	60	60	60
	NART		48	60	60	60	60
	R&D	1	6	6	7	7	7
			211	212	213	207	201
P2V 5FD	LANT		1	2	2	2	2
	PAC		1	1	1	1	2
	R&D		1	1	1	1	1
			3	4	4	4	5
P2V 5JF	NART		4	5	2		
			4	5	2		
P2V 4	NATRA			6	6	6	6
	NART	2	21	20	18	17	17
	R&D		1	2	1	1	1
			22	28	25	24	24
P2V 3	LANT		1				
	NATRA		11	9	9	9	9
	R&D		2	1			
			14	10	9	9	9
P2V 3B	LANT		7	6	5	3	
	PAC		7	6	5	3	
	R&D		1	1			
			15	13	10	6	
P2V 3W	R&D	1					
P2V 2	NATRA		7	5	5	5	5
			7	5	5	5	5
			403	416	405	397	392
VP S							
P5M 2	LANT	1	24	24	24	24	24
	PAC	2	33	36	36	36	36
	R&D	1					
			57	60	60	60	60
P5M 1	LANT	4	26	25	25	25	25
	PAC	2	38	36	36	36	36
	NATRA		6	10	9	9	9
			70	71	70	70	70
			127	131	130	130	130

CLASS & MODEL	COMMAND	OPERATIONAL POOL	OPERATING INVENTORY	PLANNED ASSIGNMENTS 30 JUN 1959	30 SEP 1959	31 DEC 1959	31 MAR 1960
WARNING							
VW WEA							
WV 3	LANT		7	6	6	6	6
			7	6	6	6	6
			7	6	6	6	6
VW AEW							
WV 2	LANT	7	43	37	37	37	37
	PAC	8	44	43	43	43	43
	NATRA		6	6	6	6	6
	R&D		9	9	9	9	9
			102	95	95	95	95
WV 2E	R&D		1				
			1				
			103	95	95	95	95
OBSERVATION							
VO							
OE 2	LANT		7	5	5	5	5
	PAC		13	12	10	10	10
			20	17	15	15	15
OE 1	LANT	3	5	7	7	7	7
	PAC	1	14	14	14	14	14
			19	21	21	21	21
			39	38	36	36	36
TRANSPORT							
VR H							
R6D 1	LANT		2	2	2	2	2
	PAC		14	12	12	12	12
			16	14	14	14	14
R7V 1	LANT	2	4	5	5	5	5
	PAC	2	5	5	5	5	5
			9	10	10	10	10
R5D 2 3	LANT			4	2		
	PAC			35	35	33	31
	NABS			3	3	3	3
	NATRA			1	1	1	1
	NART			30	30	30	30
	R&D			3	3	3	3
				76	74	70	68
R5D 5	LANT	3	4	11	13	15	15
	PAC					2	5
	NABS		1				
	NART			5	5	5	5
			5	16	18	22	25
R5D 3	LANT		5				
	PAC	4	19				
	NABS	1	4	3	3	3	3
	NART		13				
	R&D		2				
			43	3	3	3	3
R5D 2	LANT		1				
	PAC	1	7				
	NATRA		2	1	1	1	1
	NART		13				
	R&D		3				
			26	1	1	1	1

DECLASSIFIED

CONFIDENTIAL

PROGRAM AIRCRAFT

TABLE 3 SUMMARY OF ON BOARD OPERATING AIRCRAFT AND PLANNED OPERATING ASSIGNMENTS

BY MODEL

CLASS & MODEL	COMMAND	OPERATIONAL POOL	OPERATING INVENTORY	PLANNED ASSIGNMENTS 30 JUN 1959	30 SEP 1959	31 DEC 1959	31 MAR 1960
R5D 5R	LANT		1	1	1	1	1
			1	1	1	1	1
R5D 4R	LANT	1		1	1	1	1
	PAC		2	3	3	3	3
	NABS		1	1	1	1	1
	NATRA	1	1	2	2	2	2
	NART		5	8	8	8	8
	R&D		1	1	1	1	1
			10	16	16	16	16
R6D 1Z	LANT		3	4	4	4	4
	PAC		2	2	2	2	2
			5	6	6	6	6
R5D Z	LANT			1	1	1	1
	PAC			2	2	2	2
	NABS			1	1	1	1
	NATRA			2	2	2	2
				6	6	6	6
R5D 5Z	PAC		1	1	1	1	1
			1	1	1	1	1
R5D 3Z	NABS		1				
			1				
R5D 2Z	LANT		1				
	PAC		3				
			4				
R5D 1Z	NATRA	1					
			121	150	150	150	151
VR M							
R4Q 2	LANT		50	32	32	32	32
	PAC			15	15	15	15
			50	47	47	47	47
R4Q 1	PAC	1	9				
	NABS		2	1	1	1	1
	NATRA		2				
			13	1	1	1	1
R4D 8	LANT	4	18	20	20	20	20
	PAC	1	16	15	15	15	15
	NABS		20	20	20	20	20
	NATRA		7	8	5	5	5
	NART		10	11	11	11	11
	R&D		4	4	4	4	4
			75	78	75	75	75
R4D 5 6	LANT			26	25	25	25
	PAC			15	15	14	14
	NABS			7	7	7	7
	NART			12	11	10	10
	R&D			6	6	6	6
				66	64	62	62
R4D 6	LANT		17				
	PAC		8				
	NABS		4	3	3	3	3
	NATRA			1	1	1	1
	NART		6				
	R&D	3	3				
			38	4	4	4	4
R4D 5	LANT		16				
	PAC	2	5				
	NABS		8				
	NATRA		1	1	1	1	1
	NART		5				
	R&D	1	3				
			38	1	1	1	1
R4D 6R	LANT		1	1	1	1	1
	NART		1	1	1	1	1
	R&D	1					
			2	2	2	2	2
R4D 8Z	PAC		1	1	1	1	1
	NABS		1	1	1	1	1
			2	2	2	2	2
R4Y 1 2	R&D			2	2	2	2
				2	2	2	2
R4Y 2	NABS		2	2	2	2	2
			2	2	2	2	2
R4Y 1	LANT		18	20	20	20	20
	PAC		2	4	4	4	4
	NABS		6	5	5	5	5
	NATRA		2	2	2	2	2
	NART		1	2	2	2	2
	R&D	1	2				
			31	33	33	33	33
R4Y 1Z	NABS			1	1	1	1
				1	1	1	1
			251	239	234	232	232
VR C							
TF 1	LANT	4	34	30	30	29	28
	PAC	5	30	31	31	28	24
	NABS		1	1	1	1	1
	R&D	2	1	1	1	1	1
			66	63	63	59	54
			66	63	63	59	54
UTILITY							
VU SAR							
UF 2	LANT		2	4	6	10	13
	PAC		1	6	10	12	14
	NABS		1	1	1	1	1
			4	11	17	23	28
UF 1 1T	LANT			1	1	1	1
	PAC			15	9	7	4
	NATRA			2	2	2	2
				18	12	10	7
UF 1	LANT		16	12	10	6	3
	PAC	6	21				
	NABS		15	18	18	17	17
	NATRA		2				
	NART		2				
			56	30	28	23	20
UF 1T	NABS		3				
			3				
UC 1	LANT		7	6	6	6	6
			7	6	6	6	6
			70	65	63	62	61
VU TOW							
JD 1	LANT		14	8	8	8	8
	PAC	5	27	14	14	14	14
	R&D			1	1	1	1
			41	23	23	23	23
JD 1D	LANT		8	3	3	3	3
	PAC		6	3	3	2	2
	R&D		4	3	3	3	3
			18	9	9	8	8
			59	32	32	31	31

CONFIDENTIAL

DECLASSIFIED

CONFIDENTIAL

PROGRAM AIRCRAFT

TABLE 3 SUMMARY OF ON BOARD OPERATING AIRCRAFT AND PLANNED OPERATING ASSIGNMENTS

BY MODEL

CLASS & MODEL	COMMAND	OPERATIONAL POOL	OPERATING INVENTORY	PLANNED ASSIGNMENTS 30 JUN 1959	30 SEP 1959	31 DEC 1959	31 MAR 1960
TRAINING JET							
VT							
T2J 1	NATRA			18	18	18	18
	R&D	7		1	1	1	1
				19	19	19	19
T2V 1	NATRA	6	129	80	80	80	80
	R&D		5	6	6	6	6
			134	86	86	86	86
TV 2	LANT	5	46	43	30	20	19
	PAC	6	56	53	34	34	34
	NABS		58	69	69	69	69
	NATRA	1	17				
	NART	1	58	50	50	46	46
	R&D	2	1	1	1	1	1
			236	216	184	170	169
TT 1	NATRA		9	10	10	10	10
	R&D	2					
			9	10	10	10	10
F9F 8T	LANT		42	50	63	68	68
	PAC		46	69	87	95	95
	NATRA		120	119	119	119	119
	NART		13	20	20	20	20
	R&D	5	5				
			226	258	289	302	302
			605	589	588	587	586
VT D							
TV 2D	LANT		4	2	2	2	2
	PAC		5	4	4	4	4
	R&D	4					
			9	6	6	6	6
			9	6	6	6	6
VT KD							
TV 2KD	LANT		1				
	R&D	6					
			1				
			1				
TRAINING PROP							
VT ME							
JRB 6	NABS		34	31	24	19	19
			34	31	24	19	19
JRB 4	R&D	1					
SNB 5	LANT		75	72	72	72	72
	PAC	6	74	63	59	57	56
	NABS	1	152	151	151	155	155
	NATRA	1	150	167	167	167	167
	NART		61	49	49	49	49
	R&D		8	8	8	8	8
			520	510	506	508	507
SNB 4	NABS		4				
			4				
SNB 5P	LANT		2	2	2	2	2
	PAC	2	6	7	7	6	5
	NABS		7	7	7	7	7
	NATRA		11	11	11	11	11
	NART		3	4	4	4	4
			29	31	31	30	29
			587	572	561	557	555
VT SE							
T 34B	LANT		1	1	1	1	1
	NABS		12	9	9		
	NATRA	2	192	203	193	193	193
	R&D	1	1				
			206	213	203	194	194
T 28B	LANT		10	10	10	10	10
	PAC		6	5	5	5	5
	NABS	1	37	35	35	35	35
	NATRA	2	264	277	277	277	277
	R&D		3	1	1	1	1
			320	328	328	328	328
T 28C	NATRA	17	200	175	175	175	175
			200	175	175	175	175
N3N 3	NABS	1	35				
			35				
			761	716	706	697	697
VT E							
R4D 5S6S	NART			2	2	1	1
				2	2	1	1
R4D 6S	NART		1				
			1				
R4D 5S	NART		2				
			2				
			2	2	2	1	1
VT NAV							
R4D 7	NABS		1	1	1	1	1
	NATRA		4	4	4	4	4
			5	5	5	5	5
			5	5	5	5	5
VT D							
T 28BD	LANT			2	2	2	2
	PAC			2	3	3	3
	R&D		6	6	4	4	4
			6	10	9	9	9
			6	10	9	9	9
ROTARY WING							
HS							
HSS 2	R&D	1					
HSS 1	LANT	5	67	65	68	68	60
	PAC		44	42	42	42	38
	NART		28	28	28	27	27
	R&D	7	4	6	6	6	6
			143	141	144	143	131
HSS 1N	LANT		22	22	19	19	27
	PAC		16	14	14	14	18
	R&D				2	2	2
			38	36	35	35	47
HSL 1	R&D	1					
			181	177	179	178	178

CONFIDENTIAL

DECLASSIFIED CONFIDENTIAL

PROGRAM AIRCRAFT

TABLE 3 SUMMARY OF ON BOARD OPERATING AIRCRAFT AND PLANNED OPERATING ASSIGNMENTS

BY MODEL

CLASS & MODEL	COMMAND	OPERATIONAL POOL	OPERATING INVENTORY	PLANNED ASSIGNMENTS 30 JUN 1959	30 SEP 1959	31 DEC 1959	31 MAR 1960
HO							
HOK 1	LANT	4	13	12	12	12	12
	PAC	1	27	28	28	28	28
	NABS		9	10	8	6	6
	R&D	3					
			49	50	48	46	46
HO4S 3	LANT		3	3	3	3	3
	PAC		2	2	2	2	2
	NABS		4	4	4	4	4
	NATRA	1	27	28	18	18	18
			36	37	27	27	27
			85	87	75	73	73
HR							
HR2S 1	LANT	4	9	13	12	12	12
	PAC	1	23	25	25	25	25
	NABS		2	2	2	2	2
	R&D	2					
			34	40	39	39	39
HRS 3	LANT		25	26	26	23	23
	PAC	10	48	45	38	32	35
	NABS		10	11	13	15	15
	NATRA		10				
	R&D		1	1	1	1	1
			94	83	78	71	74
HRS 1	NABS		2	1			
	NART		2	2	1		
			4	3	1		
			132	126	118	110	113
HU							
HUK 1	LANT		10	10	10	10	10
	PAC	1	8	12	12	12	12
			18	22	22	22	22
HUS 1	LANT		36	34	35	39	40
	PAC	3	79	83	89	99	106
	NABS		12	12	10	10	10
	R&D		1	1	1	1	1
			128	130	135	149	157
HUS 1A	LANT	1	7	8	8	7	6
	PAC		10	8	8	7	4
	NABS		4	3	3	2	2
			21	19	19	16	12
HUS 1Z	NABS			1	3	4	4
				1	3	4	4
HUL 1	LANT		5	5	5	6	7
	PAC		6	5	5	7	7
	R&D	1					
			11	10	10	13	14
HUP 3	NATRA			9	19	19	19
				9	19	19	19
HUP 2	LANT	1	27	33	33	33	33
	PAC	5	36	37	38	38	38
	NABS		18	20	20	20	20
	NATRA		16	16	16	16	16
	NART	1	18	24	24	24	24
			115	130	131	131	131
HUP 2S	R&D	2					
HUP 1	R&D	2					
			293	321	339	354	359
HT							
HTK 1	R&D	3					
HTL 7	NATRA	1	13	14	14	14	14
	R&D	2					
		7	13	14	14	14	14
HTL 6	NATRA		26	25	25	25	25
			26	25	25	25	25
HTL 5	LANT		7	7	7		
	NART		1				
			8	7	7		
HTL 4	LANT		2	2	2		
	PAC		1	2	2		
			3	4	4		
			50	50	50	39	39
AIRSHIPS							
ZP							
ZS2G 1	LANT		1				
	NATRA		2				
			3				
ZSG 4	NATRA		2				
	NART		3	2	2	2	2
	R&D			1	1	1	1
			5	3	3	3	3
ZPG 2	LANT		6	6	6	6	6
	R&D		2	1	1	1	1
			8	7	7	7	7
ZPG 1	R&D			1	1	1	1
				1	1	1	1
			16	11	11	11	11
ZW							
ZPG 3W	LANT				1	4	4
					1	4	4
ZPG 2W	LANT		4	4	4	3	3
	R&D			1	1	1	1
			4	5	5	4	4
			4	5	6	8	8

CONFIDENTIAL

DECLASSIFIED

TOTAL PROGRAM AND NON-PROGRAM AIRCRAFT

TABLE 4 LOCATION OF AIRCRAFT INVENTORY BY ORGANIZATIONAL UNIT

LOCATION	UNIT	NO. OF A/C	COMMAND
ABD ALBANY	HU 2 DET 20	1	11
ABD ANTIETAM	VMA 324	21	19
ABD CHMPLAIN	VAW 12 DET 34	3	11
	HMRM 461	13	19
ABD DESMOINS	HU 2 DET 23	1	11
ABD EDISTO	HU 2 DET 71	2	11
ABD ESSEX	VAW 12 DET 45	1	11
ABD FORRESTL	VFP 62 DET 42	3	11
ABD GLACIER	HU 2 DET 69	1	11
ABD INTREPID	VA 46	13	11
	VF 33	12	11
	VF 74	12	11
	VA 25	12	11
	VA 66	12	11
	VF 81	12	11
	VA 42	14	11
	VFP 62 DET 33	3	11
	VAAW 33 DET 33	3	11
	VAW 12 DET 33	4	11
	HU 2 DET 33	2	11
ABD LEYTE	VS 30	22	11
	VS 39	22	11
	HS 9	16	11
ABD MACON	HU 2 DET 24	1	11
ABD MIDWAY	VF 211	14	21
ABD MTMCKNLY	HU 2 DET 94	1	11
ABD RANDOLPH	VAAW 33 DET 36	1	11
ABD RANGER	VF 141	12	21
	VF 142	12	21
	VA 144	12	21
	VA 145	12	21
	VA 146	12	21
	VAAW 35 DET F	4	21
	VAH 6	11	21
ABD RICHARD	VF 191	9	21
	VA 192	12	21
	VF 193	12	21
	VA 195	14	21
	VAAW 35 DET E	3	21
	VAW 11 DET E	4	21
	VAH 2 DET E	4	21
ABD ROOSEVLT	VF 14	12	11
	VA 15	12	11
	VA 172	11	11
	VFP 62 DET 37	2	11
	VMFAW 114	12	19
ABD SARATOGA	VAAW 33 DET 43	1	11
	HU 2 DET 43	2	11
ABD SHANGRLA	VF 111	13	21
	VA 113	12	21
	VF 114	14	21
	VA 115	12	21
	VFP 61 DET C	3	21
	VAAW 35 DET C	4	21
	VAH 4 DET C	4	21
ABD TANNER	HU 2 DET 76	1	11
ABD TARAWA	VAW 12 DET 38	3	11
	VS 27	21	11
ABD VALY FRG	VAW 12 DET 52	3	11
	HU 2 DET 52	1	11
ABD WASP	VAW 12 DET 48	3	11
	VS 31	24	11
	HU 2 DET 48	1	11
ABD YORKTOWN	DET N	4	21
	VS 37	23	21
	HS 2	14	21
ADAK	NAVSTA 17 ND	1	21
AGANA	VAP 61	9	21
	VW 1	10	21
	VW 3	10	21
	NAS ADV BASE	7	21
AKRON	BAR AKRON	1	31
ALAMEDA	VA 23	15	21
	VF 24	11	21
	VA 63	13	21
	VF 64	16	21
	VA 65	15	21
	VF 91	10	21
	VF 92	14	21
	VA 93	12	21
	VA 94	12	21
	VA 95	14	21
	VP 9	12	21
	VP 47	12	21
	FASRON 8	67	21
	FASRON 116	16	21
	NAS ALAMEDA	2	21
	NAS 12 NAV DST	12	31
	O&R BUAER M&S	280	88
ANACOSTIA	NAS ANACOSTIA	80	31
	HQ MC FLT SECT	17	39
	NARTU	36	50
	NAS R&D	2	70
ANCHORAGE	CAA	1	70
ANNAPOLIS	NAF ANNAPOLIS	48	31
ARGENTIA	VW 11	16	11
	FASRON 106	1	11
	NAVSTA	3	11
ATLANTA	NAS NART	22	50
ATLANTIC CTY	AMB	1	70
ATSUGI	VFP 61 DET E	1	21
	VFP 61 DET F	3	21
	H&MS 11	10	29
	VMF 451	24	29
	VMFAW 115	20	29
	VMFAW 314	20	29
	FASRON 11	23	21
	VU 5	13	21
	VR 21 DET	12	21
	NAS ADV BASE	4	21
AUSTRALIA	ATT MELBOURNE	1	21
BALTIMORE	BAR BALTIMORE	1	31
	BAR R&D	9	70
	BAR M&S	37	88
BARBERS PNT	VAW 11 DET C	3	21
	GMSRON 1	11	21
	VP 6	12	21
	VP 28	12	21
	AIRBARSRON 2	42	21
	FASRON 117	19	21
	VU 1	16	21
	VR 21	17	21
	NAS 14 NAVDST	6	21
BEAUFORT	VMF 122	22	19
	VMF 235	23	19
	VMF 312	23	19
	MCAAS	7	39
BERMUDA	VP 45	12	11
	VP 49	12	11
	FASRON 111	2	11
BETHPAGE	BAR R&D	21	70
	BAR M&S	28	88
BLOOMFIELD	BAR R&D	6	70
	BARR M&S	2	88
BOSTON	INM	5	70
	ONR	1	70
BRAZIL	MISSION RIO DJ	1	11
BROWN FIELD	VU 3	12	21
	VU 7	32	21
	NAAS 11 NAVDST	1	31
BRUNSWICK	VP 7	12	11
	VP 10	12	11
	VP 21	12	11
	FASRON 108	3	11
	NAS 1 NAV DST	3	31
BUENOS AIRES	NAV ADV GROUP	1	11
BUFFALO	BAR R&D	5	70
BURBANK	BAR BURBANK	1	31
	BAR R&D	1	70
	BAR M&S	46	88
CAMP PENDLET	VMO 6	13	29
CECIL FIELD	VF 31	18	11
	VF 32	19	11
	VA 34	14	11
	VA 36	12	11
	VF 174	20	11
	VA 12	15	11
	VF 102	14	11
	VF 103	14	11
	VA 106	12	11
	VF 13	15	11
	VF 62	16	11
	FASRON 9	7	11
	NAS 6 NAV DST	5	31
CHASE	NAAS NAATC	164	43
CHERRY POINT	MARS MWSG 27	29	19
	H&MS 14	7	19
	H&MS 24	6	19
	H&MS 32	9	19
	VMFAW 114 SUBI	32	19
	VMA 225	25	19
	VMA 533	20	19
	VMCJ 2	24	19
	VMR 153	17	19
	VMR 252	16	19
	VMT 1	24	19
	MCAS SO&ES	17	39
	O&R BUAER M&S	156	88
CHILE	MISSION VLPRSO	1	11
CHINA LAKE	VX 5	14	21
	NAF 11 NAV DST	2	31
	NAF R&D	57	70
CHINCOTEAGUE	VAHM 13	12	11
	VW 2 DET B	2	11
	NAAS 5 NAV DST	1	31
	NAOTS	2	70
CLEVELAND	NASA	1	70
COLORADO SPR	COMNAVCONAD	6	31
COLOMBIA	MISSION BOGOTA	1	11
COLUMBUS	NAS NART	8	50
	BAR R&D	19	70
	BAR M&S	16	88
CRPS CHRISTI	NAS NAATC	193	43
	O&R BUAER M&S	38	88
CUBI PNT	VAW 11 DET F	4	21
	FASRON 113	10	21
	VU 5 DET A	4	21
	NAS CUBI PNT	4	21
DAHLGREN	NAF	1	31
DALLAS	NAS NART	60	50
	BAR R&D	18	70
	BAR M&S	63	88

DECLASSIFIED

TOTAL PROGRAM AND NON-PROGRAM AIRCRAFT

TABLE 4 LOCATION OF AIRCRAFT INVENTORY BY ORGANIZATIONAL UNIT

LOCATION	UNIT	NO. OF A/C	COMMAND
DAYTON	BAGR CEN DIST	3	31
DENVER	NAS NART	4	50
DHAHRAN AFB	HDQTRS CMEF	1	11
EDWARDS AFB	NLO	9	70
EST HARTFORD	BAR EST HRTFRD	1	31
	BAR R&D	10	70
	BAR M&S	8	88
ECUADOR	MISSION QUITO	1	11
EGYPT	ATT CAIRO	1	11
EL CENTRO	FL AIR GUN SCH	35	21
	NAAS 11 NAVDST	3	31
	NPU	9	70
EL SEGUNDO	BAR EL SEGUNDO	1	31
	BAR R&D	23	70
	BAR M&S	28	88
EL TORO	H&MS 15	9	29
	MARS 37	12	29
	H&MS 33	5	29
	VMF 251	20	29
	VMF 323	14	29
	VMF 334	16	29
	VMFAW 513	22	29
	VMFAW 542	22	29
	VMA 121	19	29
	VMA 223	19	29
	VMA 311	19	29
	VMCJ 1	21	29
	VMR 352	16	29
	HMRL 363	21	29
	HMRM 463	13	29
	HHS AFMFPAC	8	29
	VMT 2	21	29
	MCAS SO&ES	12	39
ELLYSON FLD	HTG 1	85	41
FALLON	NAAS 12 NAVDST	5	31
FORMOSA	COMDEFTAIWAN	1	21
FORT WORTH	BAR R&D	4	70
GLENVIEW	NAS NRT TRS PL	6	50
	NAS NART	63	50
GLYNCO	ZP 2	4	11
	ZTG 1	10	41
	NAS	8	44
	NAVCICOFFSCOL	60	44
GREECE	ATT ATHENS	1	11
GROSSE ILE	NAS NART	38	50
GTMO BAY	VA 176	13	11
	VU 10	28	11
	NAS 10 NAVDST	6	11
ICELAND	VP 23	12	11
	VP 26	12	11
	FASRON 107	2	11
INDIA	ATT NEW DELHI	1	11
INDIANAPOLIS	BAR INDIANPLIS	1	31
IRAN	ATT TEHRAN	1	11
IRAQ	ATT BAGHDAD	1	11
IWAKUNI	VQ 1	8	21
	VP 19	12	21
	VP 50	12	21
	MARS 17	15	29
	H&MS 12	8	29
	VMA 211	21	29
	VMA 331	20	29
	VMCJ 3	18	29
	VMR 253	18	29
	FASRON 120	3	21
	MCAF IWAKUNI	2	29
JACKSONVILLE	VF 11	14	11
	VA 35	13	11
	VA 44	76	11
	VFP 62	19	11
	VAP 62	8	11
	VP 5	12	11
	VP 16	12	11
	VP 18	12	11
	VW 4	13	11
	FASRON 6	13	11
	FASRON 109	2	11
	VU 10 DET	2	11
	NAS 6 NAV DST	10	31
	NARTU	35	50
	O&R BUAER M&S	111	88
JAVA	ATT DJAKARTA	1	21
JOHNSVILLE	NAS 4 NAV DST	7	31
	NADC	18	70
KANEOHE	H&MS 13	8	29
	VMF 232	13	29
	VMA 212	20	29
	VMA 214	20	29
	HMRL 161	17	29
	NCAS 14 ND	8	29
KANSAS CITY	BAR R&D	2	70
KEY WEST	VF 101	65	11
	HS 1	15	11
	HS 5	15	11
	VX 1	12	11
	NAS 6 NAV DST	6	31
KINGSVILLE	NAAS NAATC	215	43
KIRTLAND AFB	NASWF	11	70
KODIAK	VP 22	12	21
	FASRON 114	1	21
	NAVSTA 17 ND	2	21
KWAJALEIN	NAVSTA 14 ND	5	21
LAGES	NAF	1	11
LAKEHURST	ZP 3	7	11
	ZW 1	7	11
	HU 2	33	11
	NAS 4 NAV DST	5	31
	NATECHTRAU	1	44
	NARTU	17	50
	NATFSI	4	70
	NAS	1	70
	O&R BUAER M&S	18	88
LANGLEY FLD	NASA	3	70
LEEWARD PNT	VAH 11	12	11
LITCHFLD PRK	NAF 11 NAV DST	1	31
	BARR R&D	1	70
	STORAGE FACLTY	1423	88
LONDON	FASRON SPC 200	9	11
LOS ALAMITOS	VS 23	22	21
	FASRON 4 DET A	3	21
	NAS NART	107	50
LOS ANGELES	BAGR WSTRN DST	2	31
MALTA	FASRON SPC 201	2	11
MAYPORT	CVS 39 CHMPLAN	1	11
	CVA 42 FDR	1	11
	NAAS 6 NAV DST	5	31
MEMPHIS	BTG 7	108	41
	NAS NAATC	1	43
	NAS	21	44
	NARTU	30	50
MEXICO	ATT MEXICO CTY	2	11
MIAMI	VMF 333	22	19
	VMA 332	20	19
	VMR 353	17	19
	NARTU	5	50
MIDWAY	NAVSTA 14 ND	3	21
MINNEAPOLIS	NAS NART	50	50
MIRAMAR	VF 51	6	21
	VA 52	12	21
	VF 53	11	21
	VA 55	6	21
	VA 56	9	21
	VF 121	81	21
	VA 126	37	21
	VFP 61	30	21
	FASRON 12	8	21
	NAS 11 NAV DST	7	31
MOFFETT FLD	VF 124	51	21
	VA 125	39	21
	VF 151	18	21
	VA 152	15	21
	VA 153	17	21
	VF 154	17	21
	VA 155	12	21
	VA 196	17	21
	VA 212	13	21
	VF 213	14	21
	VA 215	13	21
	VA 216	12	21
	FASRON 10	11	21
	NAS 12 NAV DST	10	31
	NASA	2	70
MONTEREY	NAF 12 NAVDST	41	31
MORTON	BAR R&D	4	70
NAHA	GMSRON 1 DET S	6	21
	VP 4	12	21
	FASRON 118	5	21
	VU 5 DET B	10	21
	NAF ADV BASE	1	21
NAPLES	VR 24 DET	9	11
	NAF	17	11
NASHVILLE	AVCO	30	88
NEWPORT	CVA 40 TARAWA	1	11
NEW ORLEANS	NAS NART	40	50
NEW RIV JAX	H&MS 26	11	19
	HMRL 162	13	19
	HMRL 262	31	19
	HMRL 263	20	19
	VMO 1	10	19
	MCAF	7	39
NEW YORK	CVA 60 SARATOG	2	11
	NAS NART	82	50
	POOL BUAER M&S	2	88
NIAGARA FLS	NAS NART	4	50
NORFOLK	VS 36	22	11
	HS 3	15	11
	HS 7	15	11
	VP 8	12	11
	VP 44	12	11
	VP 56	13	11
	HU 2 DET 1	8	11
	FASRON 3	38	11
	FASRON 102	14	11
	VRF 31	3	11
	CVA 9 ESSEX	1	11
	CVA 15 RANDOLH	1	11
	CVS 32 LEYTE	1	11
	CVA 59 FORSTAL	2	11
	CVS 45 VALYFRG	1	11
	CVA 18 WASP	1	11
	CVA 62 INDPEND	2	11
	USS ALBERMARLE	1	11
	H&HS AFMFLNT	6	19
	NAS 5 NAV DST	19	31
	NARTU	22	50
	O&R BUAER M&S	505	88

TOTAL PROGRAM AND NON-PROGRAM AIRCRAFT

DECLASSIFIED

TABLE 4 LOCATION OF AIRCRAFT INVENTORY BY ORGANIZATIONAL UNIT

LOCATION	UNIT	NO. OF A/C	COM-MAND
NORMAN	NATECHTRACEN	2	44
NORTH ISLAND	VAAW 35	38	21
	VAW 11	70	21
	VAW 11 DET P	5	21
	VFAW 3	40	21
	VS 21	20	21
	VS 38	20	21
	VP 40	12	21
	VP 46	12	21
	VP 48	13	21
	FASRON 4	37	21
	FASRON 110	4	21
	VR 21 DET	7	21
	VRF 32	3	21
	NAS NORTH ISL	1	21
	NAS 11 NAV DST	9	31
NORWAY	ATT OSLO	1	11
OAKLAND	NAS NART	68	50
	POOL BUAER M&S	1	88
OCEANA	VF 21	51	11
	VA 76	15	11
	VF 41	17	11
	VF 84	12	11
	VA 75	14	11
	VA 86	15	11
	VA 72	12	11
	VF 61	2	11
	VF 82	1	11
	VA 83	15	11
	VA 85	14	11
	VX 3	19	11
	FASRON 5	19	11
	VU 4	7	11
	NAS 5 NAV DST	9	31
	POOL BUAER M&S	1	88
OLATHE	JTTU	32	43
	NATECHTRAU	18	44
	NAS NART	51	50
ONTARIO	BAR M&S	7	88
OPPAMA	HU 1 DET 1	16	21
	H&MS 16	8	29
	HMRL 163	20	29
	HMRL 261	22	29
	NAF ADV BASE	66	21
PANAMA CITY	MINEDEFDEVU	5	70
PORT ISABEL	NAAS NAATC	3	43
PTXNT RIVER	VW 2	10	11
	VW 13	11	11
	VW 15	12	11
	VR 1	15	11
	NAS PTXNT RIV	7	31
	NATC R&D	115	70
PEARL HARBOR	NAS 14 NAVDST	1	21
PENSACOLA	NAS NABTC	180	41
	CVS 36ANTETAM	2	41
	NATECHTRAU	17	44
	O&R BUAER M&S	496	88
PERU	MISSION LIMA	1	11
PHILADELPHIA	NATECHTRAU	1	44
	NAMC	4	70
POINT MUGU	GMSRON 1 DET Z	8	21
	VX 4	15	21
	NAS 11 NAV DST	9	31
	USNMC R&D	88	70
PORT LYAUTEY	VR 24	9	11
	NAF ADV BASE	3	11
PRT WASHNGTN	NTDC	1	70
QUANTICO	HMX 1	26	39
	MCAS AES 12	43	39
QUONSET PNT	VAAW 33	26	11
	VAW 12	27	11
	VFAW 4	33	11
	VS 32	21	11
	HS 11	15	11
	VX 6	22	11
	FASRON 2	8	11
	VU 2	6	11
	CVA 11 INTREPD	1	11
	NAS 1 NAV DST	29	31
	NATU	4	70
	O&R BUAER M&S	144	88
REAM FLD	HS 4	15	21
	HS 6	20	21
	HS 8	15	21
	HU 1	27	21
	NAAS 11 NAVDST	1	31
ROOSEVLT RDS	GMSRON 2	31	11
	VMA 224	20	19
	FASRON 105	1	11
	NAS 10 NAVDST	6	11
ROTA	VQ 2	8	11
	VP 11	12	11
	FASRON 104	12	11
	NAS	4	11
SAN DIEGO	O&R BUAER M&S	205	88
SANFORD	VAH 9	13	11
	VAH 3	20	11
	VAH 1	10	11
	VAH 5	11	11
	VAH 7	12	11
	FASRON 51	5	11
	NAAS 6 NAV DST	2	31
SANGLEY PNT	VP 42	12	21
	FASRON 119	2	21
	NAVSTA	4	21
SANTA ANA	H&MS 36	16	29
	HMRL 361	24	29
	HMRL 362	24	29
	HMRM 462	11	29
	MCAF	2	39
SAUFLEY FLD	NAAS NABTC	265	41
SCHENECTADY	INSMAT	1	70
SEATTLE	NAS NART	38	50
SO WEYMOUTH	NAS NART	50	50
	NADU	12	70
	POOL BUAER M&S	2	88
ST LOUIS	BAR ST LOUIS	1	31
	BAR R&D	8	70
	BAR M&S	8	88
SUKIRON	VMO 2	25	29
TETERBORO	BAR TETERBORO	1	31
TAIWAN	MAAG TSO YING	1	21
	NAVSECMAAGTAIP	1	21
THAILAND	MAAG BANGKOK	1	21
TRINIDAD	NAS 10 NAVDST	1	11
TURKEY	MISSION ANKARA	1	11
WHDBY ISLAND	VAH 2	2	21
	VAH 4	14	21
	VAH 8	12	21
	HATUPAC	17	21
	VP 1	13	21
	VP 2	12	21
	VAHM 10	12	21
	FASRON 112	10	21
	NAS 13 NAV DST	6	31
WHITING FLD	NAAS NABTC	338	41
VIETNAM	MAAG SAIGON	1	21
WICHITA	BAR R&D	1	70
WILLOW GROVE	NAS NART	68	50
YOKOSUKA	COMNAVFORJAPAN	1	21
YUMA	MCAS	8	39
ACFT ON LOAN	BUAER M&S	64	88
		12295	

DECLASSIFIED

~~CONFIDENTIAL~~

SECTION II
AIRCRAFT INVENTORY, END OF MONTH

PROGRAM AND NON-PROGRAM AIRCRAFT

TABLE PAGE

5...MAJOR PROGRAM CLASSIFICATION BY COMBAT AND NON-COMBAT TYPE AIRCRAFT 61

6...STATUS DISTRIBUTION BY CLASS AND COMMAND 62

7...STATUS DISTRIBUTION, 1949 TO DATE 63

8...PROGRAM AIRCRAFT, COMMAND AND STATUS DISTRIBUTION BY MODEL 64

9...NON-PROGRAM AIRCRAFT, STATUS DISTRIBUTION BY MODEL 68

10...PROGRAM AIRCRAFT, TYPE OF ORGANIZATIONAL UNIT BY CLASS .. 70

11...PROGRAM AIRCRAFT, ATLANTIC FLEET, TYPE OF ORGANIZATIONAL UNIT BY CLASS 72

12...PROGRAM AIRCRAFT, PACIFIC FLEET, TYPE OF ORGANIZATIONAL UNIT BY CLASS 73

SPECIAL TABLES

13...PROGRAM OPERATIONAL POOL AIRCRAFT DISTRIBUTION BY COMMAND 74

14...MAN-CARRYING DRONES BY COMMAND AND STATUS DISTRIBUTION BY MODEL 74

15...AIRCRAFT ON LOAN TO NAVY 74

CHARTS

1...AIRCRAFT INVENTORY AND PLANNED ASSIGNMENT DATA 59

2...MONTH-END INVENTORY OF PROGRAM AIRCRAFT BY STATUS, JUNE 1955 TO DATE 61

3...TOTAL NAVY PROGRAM AIRCRAFT BY ORGANIZATIONAL UNITS 71

~~CONFIDENTIAL~~

STATUS OF NAVY AIRCRAFT INVENTORY

SCOPE OF SECTION II

Navy aircraft "inventory" is comprised of all aircraft which have been accepted, but not stricken, by the Navy. An aircraft is accepted when legal custody is assumed by the Navy, and is stricken when officially separated from Navy custody by the signature of the Deputy Chief of Naval Operations (Air) to the monthly notice "Separations From and Reinstatements To the Navy list of aircraft".

Navy aircraft are presented under three basic classifications: STATUS, KIND OR CLASS and CONFIGURATION, and CUSTODY. "Status" refers to the classification of the functional employment or condition of aircraft; that is, generally, either undergoing, awaiting, or enroute to either operating, standard rework, special rework, storage, final disposition, or evaluation to determine next action. "Kind or Class and Configuration" refers to physical characteristics; as to general mission purpose of Navy aircraft design, e.g., fighter, attack, patrol, transport, etc. "Sub-Class" refers to the next lower level of classification into more specific mission purpose of design, e.g., all-weather, photographic, etc. "Custody" refers to organizational location; that is, administrative control of assignment, logistic support, and employment of aircraft; and, responsibility to account for and otherwise provide information about aircraft.

Included in Section II are selected inventory statistics for all Navy aircraft except non-man-carrying target drones and guided missiles. (Man-carrying drones and aircraft on loan to Navy are included in tables 13 and 14, but are excluded from all others in Section II.) Succeeding tables and listings represent successive breakdowns, in varying degree of detail, of current TOTAL INVENTORY.

GLOSSARY OF TERMS (AIRCRAFT)

TOTAL INVENTORY - Comprises all man-carrying Naval aircraft (including man-carrying drones) in the custody of all Navy and Marine organizations and units which have been accepted but not yet stricken. Total inventory may be divided into Program and Non-Program categories.

PROGRAM AIRCRAFT - Comprise all production aircraft in the physical custody of Navy and Marine units for which current or future operation within an authorized allowance is intended or can reasonably be expected. Stated differently, the program category includes operating, logistic support and reserve stock aircraft.

NON-PROGRAM AIRCRAFT - Comprise all aircraft of project development and service test (BIS) configuration, target drones (man-carrying), aircraft retired but not yet stricken (including contingency reserve), and aircraft on loan or on bailment contracts.

OPERATIONAL AIRCRAFT - This grouping includes all program aircraft in the controlling custody of the operating commands (COMNAVAIRLANT, COMNAVAIRPAC, CNATRA, CNARESTRA, NABS, and BUAER R&D) i.e., operating and operational pool aircraft.

OPERATING AIRCRAFT - are those aircraft in the custody of designated units for flight in performance of a Navy mission therefor, in accordance with, and in direct assignment against OPNAV planned operating assignments. Operating aircraft may be further classified by primary mission of unit having custody - "Combat", "Direct Combat Support", "Indirect Combat Support", "Air Training" and "Reserve (USNR-USMCR) Training".

LOGISTIC SUPPORT - Comprise aircraft in the Non-Operational Support and Operational Pool categories (see below).

OPERATIONAL POOL AIRCRAFT - are non-operating aircraft in custody of the operating command, i.e., pipeline aircraft in support of the operating program. Pool aircraft are often further classified as between "Ready For Issue" (those new or newly reworked aircraft awaiting issue to an operating unit) and "Not Ready For Issue" (aircraft in process of rework or return to BUAER).

NON-OPERATIONAL SUPPORT - aircraft are those in custody of BUAER (Maintenance and Support) for purposes of rework.

RESERVE STOCK - are program aircraft in the controlling custody of BUAER (M&S) which are not currently and actively engaged in any of the various logistic processes (i.e., In, awaiting or enroute to operating or to rework) required in normal transition through standard service life.

CONTINGENCY RESERVE - aircraft are those which have been retired from the program inventory as a consequence of completion of standard service life but which have been retained in the inventory to alleviate mobilization deficiencies. Only those aircraft are retained in contingency reserve for which spare part support is available for at least one more overhaul and one more service tour.

ACTIVE AIRCRAFT - Operating aircraft and aircraft currently engaged in logistic support of operating aircraft.

INACTIVE AIRCRAFT - Non-program and Reserve Stock aircraft.

DECLASSIFIED

CHART 1

AIRCRAFT INVENTORY AND PLANNED ASSIGNMENT DATA

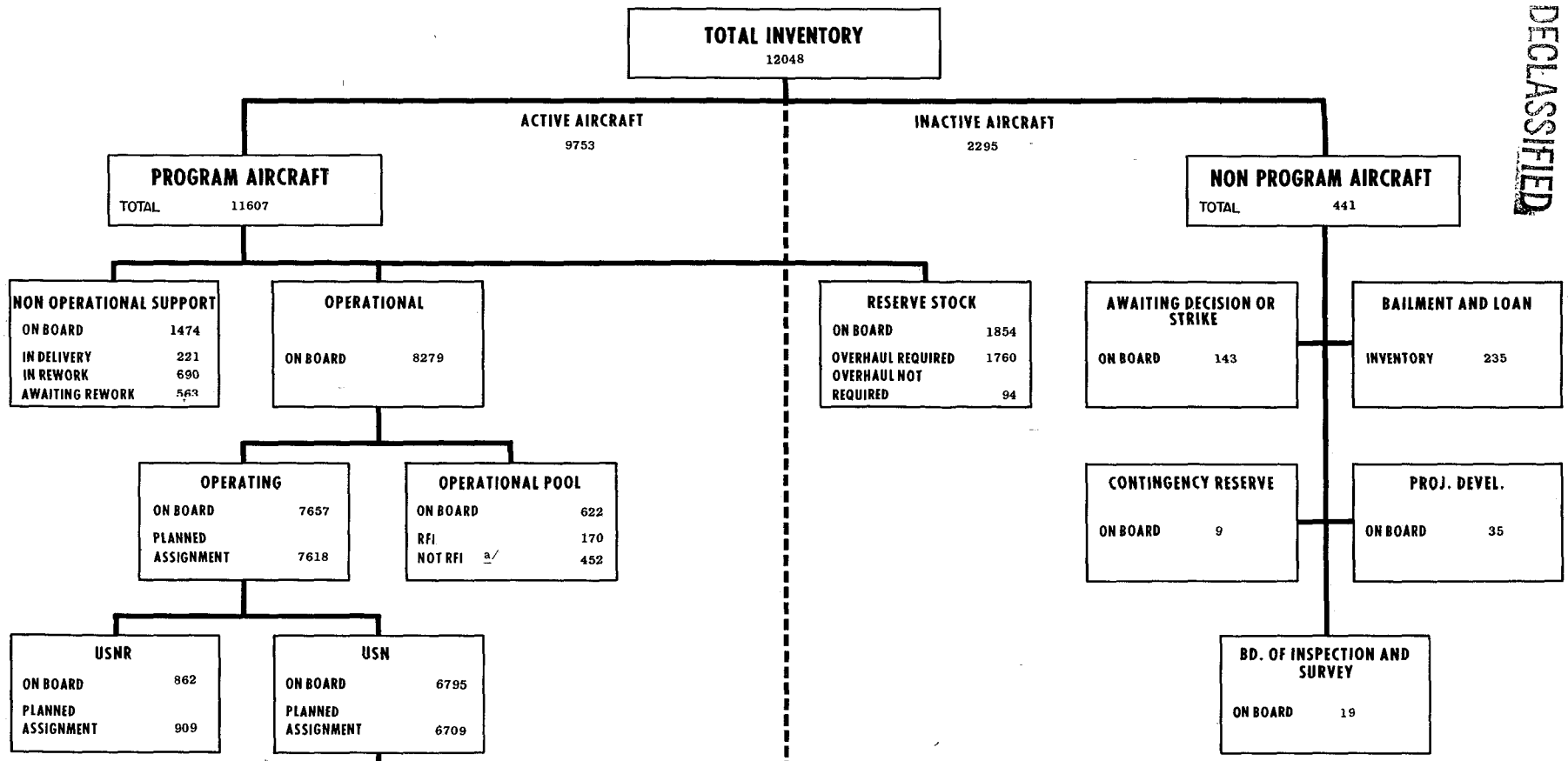

NOTE: ON BOARD REPRESENTS ACTUAL NUMBER OF AIRCRAFT IN CATEGORY AS OF 31 MARCH 1959.

PLANNED ASSIGNMENT REPRESENTS PLANNED NUMBER OF OPERATING AIRCRAFT FOR 30 JUNE 1959.

a/ INCLUDES 22 AIRCRAFT IN COM NAV PAC CUSTODY AWAITING OR UNDERGOING STANDARD REPORT IN JAPAN

DECLASSIFIED

DECLASSIFIED

TABLE 5

TOTAL AIRCRAFT INVENTORY
MAJOR PROGRAM CLASSIFICATIONS BY COMBAT AND NON-COMBAT TYPE
PROGRAM & NON-PROGRAM

PROGRAM CLASSIFICATION	31 MARCH 1959					28 FEBRUARY 1959				
	GRAND TOTAL	HEAVIER-THAN-AIR			LIGHTER THAN AIR	GRAND TOTAL	HEAVIER-THAN-AIR			LIGHTER THAN AIR
		TOTAL	COMBAT TYPE	NON-COMBAT TYPE			TOTAL	COMBAT TYPE	NON-COMBAT TYPE	
TOTAL INVENTORY	12,048	12,010	7,560	4,450	38	12,034	11,996	7,567	4,429	38
PROGRAM AIRCRAFT	11,607	11,570	7,305	4,265	37	11,618	11,580	7,298	4,282	38
Operational	8,279	8,259	5,194	3,065	20	8,346	8,323	5,210	3,113	23
Operating	7,657	7,637	4,695	2,942	20	7,726	7,705	4,719	2,986	21
U. S. Navy	6,795	6,778	4,051	2,727	17	6,854	6,835	4,060	2,775	19
U. S. Navy Reserve	862	859	644	215	3	872	870	659	211	2
Operational Pools	622	622	499	123	-	620	618	491	127	2
RFI	170	170	131	39	-	152	152	110	42	-
Not RFI a/	452	452	368	84	-	468	466	381	85	2
Non-Operational Support	1,474	1,470	1,032	438	4	1,575	1,569	1,142	427	6
Delivery	221	221	145	76	-	242	241	165	76	1
Rework	690	688	526	162	2	751	748	580	168	3
Awaiting Rework	563	561	361	200	2	582	580	397	183	2
Reserve Stock	1,854	1,841	1,079	762	13	1,697	1,688	946	742	9
Overhaul Required	1,760	1,751	1,030	721	9	1,595	1,588	896	692	7
Overhaul Not Required	94	90	49	41	4	102	100	50	50	2
NON-PROGRAM AIRCRAFT	441	440	255	185	1	416	416	269	147	-
Awaiting Decision or Strike	143	142	80	62	1	110	110	89	21	-
Contingency Reserve	9	9	6	3	-	9	9	6	3	-
Project Development	35	35	34	1	-	42	42	35	7	-
Bailment & Loan	235	235	122	113	-	236	236	123	113	-
Board of Inspection & Survey	19	19	13	6	-	19	19	16	3	-

a/ Includes 22 aircraft in Com Nav Air Pac custody awaiting or undergoing standard rework in Japan.

CHART 2

TOTAL PROGRAM AIRCRAFT BY STATUS
30 JUNE 1955 TO DATE

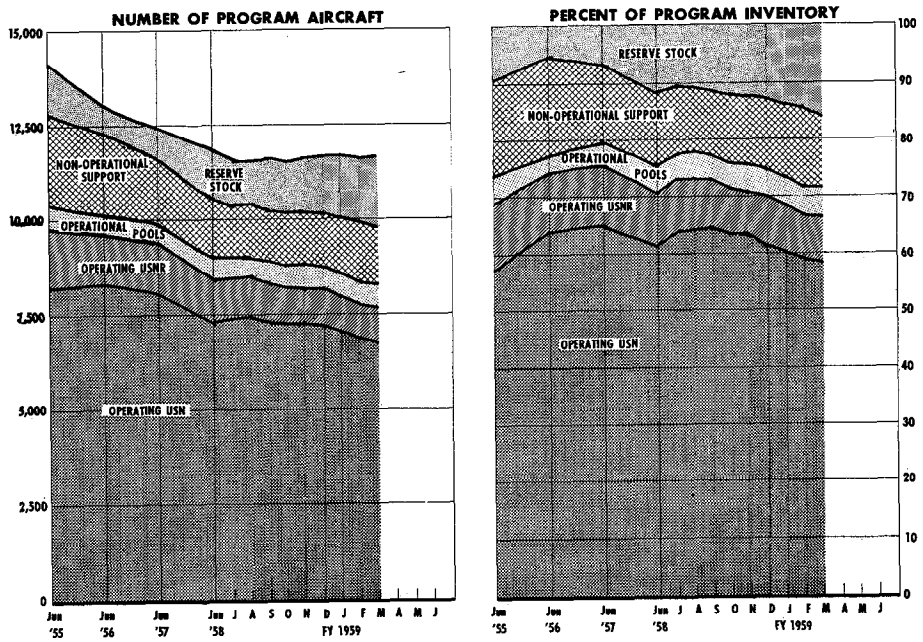

DECLASSIFIED

[redacted]
62
TABLE 6

TOTAL AIRCRAFT INVENTORY
STATUS DISTRIBUTION BY CLASS & COMMAND
PROGRAM & NON-PROGRAM

CLASS AND COMMAND	GRAND TOTAL	PROGRAM								NON - PROGRAM						
		TOTAL	OPERATIONAL	LOGISTIC SUPPORT		NON-OPERATIONAL SUPPORT			RESERVE STOCK	TOTAL	AWTG DE-CISION	AWTG. STRIKE	CONTIN-GENCY RESERVE	PRO-JECT DE-VELOP-MENT b/	BAIL-MENT & LOAN	BOARD OF INSPEC-TION & SURVEY
			OPER-ATING	OPT'L POOL RFI	OPT'L POOL NOT RFI a/	IN DELIVERY	IN REWORK	AWTG. REWORK								
TOTAL	12,048	11,607	7,657	170	452	221	690	563	1,854	441	66	77	9	35	235	19
Fighter	3,133	2,986	1,690	62	181	44	188	120	701	147	43	5	5	23	66	5
VF (DAY) JET	1,975	1,891	903	32	91	29	113	73	650	84	29	5	5	11	29	5
VF (AW) JET	888	838	617	28	86	11	46	37	13	50	12	-	-	11	27	-
VF (P) JET	166	158	102	2	3	2	18	7	24	8	-	-	-	1	7	-
VF (D) JET	75	72	50	-	1	2	11	3	5	3	1	-	-	-	2	-
VF (KD) JET	19	17	13	-	-	-	-	-	4	2	1	-	-	-	1	-
VF (DAY) PROP	5	5	5	-	-	-	-	-	-	-	-	-	-	-	-	-
VF (D) PROP	5	5	-	-	-	-	-	-	5	-	-	-	-	-	-	-
Attack	2,376	2,314	1,538	55	103	56	147	155	260	62	10	3	1	5	39	4
VA (DAY) JET	1,062	1,048	789	36	64	23	40	20	76	14	-	-	-	5	9	-
VA (AW) JET	3	-	-	-	-	-	-	-	-	3	-	-	-	-	3	-
VA (P) JET	7	3	1	-	-	2	-	-	-	4	-	-	-	-	4	-
VA (Q) JET	10	6	3	-	-	2	1	-	-	4	-	-	-	-	4	-
VA (H) JET	151	142	109	2	14	7	9	1	-	9	-	-	-	-	9	-
VA (SM) JET	7	1	-	-	-	1	-	-	-	6	-	-	-	-	2	4
VA (DAY) PROP	713	697	422	10	18	11	53	85	98	16	5	3	1	-	7	-
VA (AW) PROP	165	164	100	1	3	3	12	37	8	1	1	-	-	-	-	-
VA (W) PROP	181	181	92	2	2	7	24	12	42	-	-	-	-	-	-	-
VA (P) PROP	21	20	15	-	1	-	-	-	4	1	1	-	-	-	-	-
VA (Q) PROP	16	16	7	-	1	-	8	-	-	-	-	-	-	-	-	-
VA (H) PROP	40	36	-	4	-	-	-	-	32	4	3	-	-	-	1	-
Anti-Submarine	611	599	445	3	42	12	52	45	-	12	-	8	-	1	3	-
VS	611	599	445	3	42	12	52	45	-	12	-	8	-	1	3	-
Patrol	812	800	530	4	19	21	114	37	75	12	1	7	-	1	3	-
VP (L)	619	613	403	2	12	15	78	28	75	6	1	3	-	-	2	-
VP (S)	193	187	127	2	7	6	36	9	-	6	-	4	-	1	1	-
Warning	135	135	110	-	15	-	-	-	10	-	-	-	-	-	-	-
VW (WEA)	7	7	7	-	-	-	-	-	-	-	-	-	-	-	-	-
VW (AEW)	128	128	103	-	15	-	-	-	10	-	-	-	-	-	-	-
Observation	50	50	39	2	2	-	3	2	2	-	-	-	-	-	-	-
VO	50	50	39	2	2	-	3	2	2	-	-	-	-	-	-	-
Transport	622	570	438	3	30	18	43	9	29	52	-	-	-	-	52	-
VR (H)	167	166	121	1	15	7	15	5	2	1	-	-	-	-	1	-
VR (M)	374	325	251	2	6	8	27	4	27	49	-	-	-	-	49	-
VR (C)	81	79	66	-	9	3	1	-	-	2	-	-	-	-	2	-
Utility	212	208	129	1	10	3	15	15	35	4	-	4	-	-	-	-
VU (SAR)	104	100	70	-	6	3	12	2	7	4	-	4	-	-	-	-
VU (TOW)	108	108	59	1	4	-	3	13	28	-	-	-	-	-	-	-
Training	3,018	2,907	1,977	26	25	31	65	142	641	111	8	46	3	1	47	6
VT (JET)	913	884	605	6	13	18	9	31	202	29	6	-	-	1	16	6
VT (D)(JET)	17	13	9	-	-	-	-	2	2	4	-	-	-	-	4	-
VT (KD)(JET)	9	3	1	-	-	-	-	-	2	6	-	-	-	-	6	-
VT (ME) PROP	835	831	587	2	7	7	18	55	155	4	2	-	-	-	2	-
VT (SE) PROP	1,186	1,139	761	18	5	6	34	53	262	47	-	46	-	-	1	-
VT (E) PROP	42	21	3	-	-	-	-	-	18	21	-	-	3	-	18	-
VT (NAV) PROP	6	6	5	-	-	-	1	-	-	-	-	-	-	-	-	-
VT (D) PROP	10	10	6	-	-	-	3	1	-	-	-	-	-	-	-	-
Rotary Wing	1,041	1,001	741	14	25	36	61	36	88	40	4	3	-	4	25	4
HS	267	250	181	5	-	6	22	4	32	17	3	-	-	3	9	2
HO	110	105	85	4	2	1	11	2	-	5	-	1	-	-	4	-
HR	174	171	132	2	13	10	8	5	1	3	-	-	-	1	2	-
HU	401	394	293	3	9	18	17	5	49	7	-	-	-	-	5	2
HT	89	81	50	-	1	1	3	20	6	8	1	2	-	-	5	-
Airships	38	37	20	-	-	-	2	2	13	1	-	1	-	-	-	-
ZP	33	32	16	-	-	-	2	2	12	1	-	1	-	-	-	-
ZW	5	5	4	-	-	-	-	-	1	-	-	-	-	-	-	-
COMMAND																
LANT	2,273	2,272	2,107	29	136	-	-	-	-	1	1	-	-	-	-	-
PAC	2,675	2,675	2,321	118	236	-	-	-	-	-	-	-	-	-	-	-
NABS	502	501	497	-	4	-	-	-	-	1	1	-	-	-	-	-
NATRA	1,724	1,724	1,668	21	35	-	-	-	-	-	-	-	-	-	-	-
NART	904	904	862	2	40	-	-	-	-	-	-	-	-	-	-	-
R&D	423	203	202	-	1	-	-	-	-	220	-	-	-	35	171	14
BUAER	3,547	3,328	-	-	-	221	690	563	1,854	219	64	77	9	-	64	5

a/ Includes 22 aircraft in Com Nav Air Pac custody awaiting or undergoing standard rework in Japan.

b/ Project Development - A new non-program aircraft category, established with 30 June 1958 data, which includes both the Research and Development "Y-Project" aircraft and Experimental aircraft.

[redacted]

DECLASSIFIED

TABLE 7

STATUS DISTRIBUTION BY CLASS & COMMAND
PROGRAM & NON-PROGRAM

CLASS AND COMMAND	GRAND TOTAL	PROGRAM								NON - PROGRAM						
		TOTAL	OPERATIONAL			NON-OPERATIONAL SUPPORT			RESERVE STOCK	TOTAL	AWTG. DECISION b/	AWTG. STRIKE	CONTINGENCY RESERVE	PROJECT DEVELOPMENT d/	BAILMENT & LOAN	BOARD OF INSPECTION & SURVEY
				LOGISTIC SUPPORT												
				OPT'L POOL a/												
			OPERATING	RFI	NOT RFI	IN DELIVERY	IN REWORK	AWTG. REWORK								
30 JUNE																
1949	14,116	13,965	7,695	483	-	602	1,463	868	2,854	151	85	-	-	66	-	-
1950	14,095	13,891	6,177	553	-	535	965	869	4,792	204	119	-	-	42	43	-
1951	13,532	13,174	7,369	797	-	610	1,053	877	2,468	358	269	-	-	43	46	-
1952	13,846	13,475	8,814	836	-	677	1,031	818	1,299	371	269	-	-	35	67	-
1953	14,723	14,012	9,946	1,167	-	685	835	675	704	711	574	-	-	33	104	-
1954																
31 March	15,172	14,019	9,712	958	-	629	727	1,013	950	1,153	965	-	-	24	119	45
30 June	15,536	14,151	9,733	1,025	-	588	847	880	1,078	1,385	1,197	-	-	24	118	46
30 September	15,734	14,129	9,701	897	-	557	908	894	1,172	1,605	1,399	-	-	18	139	49
31 December	16,052	14,311	9,707	829	-	563	912	1,036	1,264	1,741	123	-	1,397 c/	16	156	49
1955																
31 March	16,318	14,080	9,559	851	-	624	1,010	937	1,099	2,238	581	-	1,428	16	159	54
30 June	16,504	14,140	9,761	644	23	612	924	857	1,319	2,364	126	503	1,508	18	163	46
30 September	16,780	14,159	9,715	543	31	598	1,036	774	1,462	2,621	126	831	1,431	13	170	50
31 December	17,079	13,710	9,578	460	26	626	1,038	775	1,207	3,369	148	2,145	817	11	191	57
1956																
31 March	17,067	13,554	9,692	442	46	539	1,063	718	1,054	3,513	125	2,527	590	8	200	63
30 June	15,761	13,003	9,687	371	32	482	981	764	686	2,758	131	1,591	734	9	236	57
30 September	14,714	12,752	9,596	350	15	369	943	745	734	1,962	201	602	829	8	266	56
31 December	14,253	12,573	9,553	364	18	391	892	618	737	1,680	158	336	853	8	265	60
1957																
31 March	13,933	12,566	9,557	400	17	380	767	604	841	1,367	103	169	760	7	275	53
30 June	13,958	12,434	9,421	471	21	362	718	624	817	1,524	196	137	870	5	270	46
30 September	12,748	12,065	9,338	180	295	348	776	444	684	683	58	160	145	5	272	43
31 December	12,786	12,140	9,275	100	354	373	756	422	860	646	66	133	150	3	252	42
1958																
31 March	12,865	12,214	9,039	112	390	391	758	464	1,060	651	93	149	150	-	223	36
30 June	12,573	11,924	8,424	198	373	259	764	515	1,391	649	59	221	56	58	226	29
30 September	12,087	11,629	8,415	124	412	242	678	395	1,363	458	27	121	4	49	230	27
31 December	12,098	11,659	8,147	116	455	290	661	479	1,511	439	40	94	4	44	237	20
1959																
31 January	12,104	11,658	7,965	106	472	248	711	529	1,627	446	55	92	4	42	232	21
28 February	12,034	11,618	7,726	152	468	242	751	582	1,697	416	52	58	9	42	236	19
31 March	12,048	11,607	7,657	170	452	221	690	563	1,854	441	66	77	9	35	235	19

a/ Commencing with 30 April 1955 data, "Operational Pool" aircraft was broken by "For Use" and "ForBUAER" until 30 June 1957. Commencing with 31 July 1957 data, "Operational Pool" aircraft is broken by "RFI" and "NOT RFI".

b/ Includes aircraft both in "Awaiting Decision" and "Awaiting Strike" status for period June 1949 through 31 May 1957.

c/ Prior to September 1954 "Awaiting Disposition" category included both "Contingency Reserve" aircraft and aircraft in process of final disposition. Commencing with October 1954 issue, the two categories are shown as separate classifications.

d/ Project Development - A new non-program aircraft category, established with 30 June 1958 data, which includes both the Research and Development "Y-Project" aircraft and Experimental aircraft.

DECLASSIFIED

TABLE 8 STATUS AND COMMAND DISTRIBUTION OF PROGRAM AIRCRAFT BY MODEL

CLASS AND MODEL	TOTAL PROGRAM AIRCRAFT	STATUS DISTRIBUTION OF PROGRAM A/C					COMMAND DISTRIBUTION OF OPERATIONAL A/C						BUAER M&S
		OPERATING	LOGISTIC SUPPORT			RESERVE STOCK	LANT	PAC	NABS	NATRA	NART	R&D	
			OPERATIONAL POOL		NON-OPERATIONAL SUPPORT								
			RFI	NOT RFI a/									
TOTAL LAST MONTH	11618	7726	152	468	1575	1697	2303	2660	510	1763	907	203	3272
TOTAL THIS MONTH	11607	7657	170	452	1474	1854	2272	2675	501	1724	904	203	3328
FIGHTER JET	2976	1685	62	181	352	696	591	806		170	288	73	1048
FIGHTER PROP	10	5				5	3	2					5
ATTACK JET	1200	902	38	78	106	76	355	466	1	139	28	29	182
ATTACK PROP	1114	636	17	25	252	184	230	298	26	46	67	11	436
ANTI SUBMARINE	599	445	3	42	109		137	87		90	171	5	109
PATROL	800	530	4	19	172	75	203	202		31	102	15	247
WARNING	135	110		15		10	57	52		6		10	10
OBSERVATION	50	39	2	2	5	2	15	28					7
TRANSPORT	570	438	3	30	70	29	189	140	52	17	54	19	99
UTILITY	208	129	1	10	33	35	47	66	19	2	2	4	68
TRAINING JET	900	615	6	13	60	206	98	113	58	282	72	11	266
TRAINING PROP	2007	1362	20	12	178	435	88	94	284	843	67	18	613
ROTARY WING	1001	741	14	25	133	88	248	321	61	94	5	6	221
AIRSHIPS	37	20			4	13	11			4	3	2	17
FIGHTER JET													
VF DAY	1891	903	32	91	215	650	264	353		116	262	31	865
VF AW	838	617	28	86	94	13	259	369		47	26	30	107
VF P	158	102	2	3	27	24	41	57		7		2	51
VF D	72	50		1	16	5	22	19				10	21
VF KD	17	13				4	5	8					4
FIGHTER PROP													
VF DAY	5	5					3	2					
VF D	5					5							5
ATTACK JET													
VA DAY	1048	789	36	64	83	76	293	410	1	139	28	18	159
VA P	3	1			2							1	2
VA Q	6	3			3		1	2					3
VA H	142	109	2	14	17		61	54				10	17
VA SM	1				1								1
ATTACK PROP													
VA DAY	697	422	10	18	149	98	145	175	26	38	60	6	247
VA AW	164	100	1	3	52	8	31	54		8	7	4	60
VA W	181	92	2	2	43	42	44	51				1	85
VA P	20	15		1		4	7	9					4
VA Q	16	7		1	8		3	5					8
VA H	36		4			32		4					32
ANTI SUBMARINE													
VS	599	445	3	42	109		137	87		90	171	5	109
PATROL													
VP L	613	403	2	12	121	75	148	127		25	102	15	196
VP S	187	127	2	7	51		55	75		6			51
WARNING													
VW WEA	7	7					7						
VW AEW	128	103		15		10	50	52		6		10	10
OBSERVATION													
VO	50	39	2	2	5	2	15	28					7
TRANSPORT													
VR H	166	121	1	15	27	2	27	60	8	5	31	6	29
VR M	325	251	2	6	39	27	124	45	43	12	23	12	66
VR C	79	66		9	4		38	35	1			1	4
UTILITY													
VU SAR	100	70		6	17	7	25	28	19	2	2		24
VU TOW	108	59	1	4	16	28	22	38				4	44
TRAINING JET													
VT	884	605	6	13	58	202	93	108	58	282	72	11	260
VT D	13	9			2	2	4	5					4
VT KD	3	1				2	1						2
TRAINING PROP													
VT ME	831	587	2	7	80	155	77	88	197	162	64	8	235
VT SE	1139	761	18	5	93	262	11	6	86	677		4	355
VT E	21	3				18					3		18
VT NAV	6	5			1				1	4			1
VT D	10	6			4							6	4
ROTARY WING													
HS	250	181	5		32	32	94	60			28	4	64
HO	105	85	4	2	14		20	30	13	28			14
HR	171	132	2	13	23	1	38	82	14	10	2	1	24
HU	394	293	3	9	40	49	87	148	34	16	19	1	89
HT	81	50		1	24	6	9	1		40	1		30
AIRSHIPS													
[redacted] ZP	32	16			4	12	7			4	3	2	16
ZW	5	4				1	4						1

a/ Includes 22 aircraft in Com Nav Air Pac custody awaiting or undergoing standard rework in Japan.

DECLASSIFIED

TABLE 8 STATUS AND COMMAND DISTRIBUTION OF PROGRAM AIRCRAFT BY MODEL

CLASS AND MODEL	TOTAL PROGRAM AIR-CRAFT	STATUS DISTRIBUTION OF PROGRAM A/C					COMMAND DISTRIBUTION OF OPERATIONAL A/C						BUAER M&S
		OPERA-TING	LOGISTIC SUPPORT			RESERVE STOCK	LANT	PAC	NABS	NATRA	NART	R&D	
			OPERATIONAL POOL		NON-OPERA-TIONAL SUPPORT								
			RFI	NOT RFI a/									
FIGHTER JET													
VF DAY													
* F8U 2	9	7			2		4					3	2
* F8U 1	353	244	12	20	77		119	152				5	77
* F11F 1	157	106	7	18	9	17	31	60		37		3	26
F9F 8	166	66	8	3	17	72	21	14		38		4	89
F9F 7	47					47							47
F9F 6	313	141	1	4		167					142	4	167
F9F 5	323	50		3		270				41	12		270
F3H 2M	65	18		2	10	35		16				4	45
FJ 4	117	92	2	18	5			109				3	5
FJ 3	210	100	2	10	60	38	33				74	5	98
FJ 3M	131	79		13	35	4	56	2			34		39
VF AW													
F2H 4	69	56		6	5	2	33	14		12	3		7
F2H 3	102	68	7	3	23	1	1	19		35	23		24
F2H 3X	1				1								1
* F3H 2	163	120		26	17		55	85				6	17
* F3H 2X	12				12								12
* F3H 2N	79	52	4	19	4		24	43				8	4
F3D 2	6	6					1	1				4	
F3D 2T2	48	36			2	10	19	15				2	12
F3D 2Q	29	28			1		9	19					1
F3D 2M	3	3										3	
* F4D 1	326	248	17	32	29		117	173				7	29
VF P													
* F8U 1P	53	40		1	12		16	24				1	12
F9F 8P	98	56	1	2	15	24	25	33				1	39
F9F 6P	7	6	1							7			
VF D													
F9F 6D	28	21		1	1	5	5	7				10	6
FJ 3D	25	19			6		8	11					6
FJ 3D2	12	10			2		9	1					2
FJ 3D2X	7				7								7
VF KD													
F9F 5KD	13	11				2	5	6					2
F9F 2KD	4	2				2		2					2
FIGHTER PROP													
VF DAY													
F6F 3	5	5					3	2					
VF D													
F8F 2D	5					5							5
ATTACK JET													
VA DAY													
* A4D 2	405	317	35	25	28		210	163	1			3	28
* A4D 2N	4				4								4
A4D 1	133	97		13	23		43	60				7	23
* FJ 4B	188	162		18	8			175				5	8
F9F 8B	318	213	1	8	20	76	40	12		139	28	3	96
VA P													
* A3D 2P	2				2								2
A3D 1P	1	1										1	
VA Q													
* A3D 2Q	3				3								3
A3D 1Q	3	3					1	2					
VA H													
* A3D 2	109	84	2	11	12		37	54				6	12
A3D 1	33	25		3	5		24					4	5
VA SM													
* P6M 2	1				1								1
ATTACK PROP													
VA DAY													
AD 7	57	35			22			35					22
AD 6	462	285	9	13	92	63	130	122	7	27	21		155
AD 5	163	87	1	5	35	35	14	18	10	6	39	6	70
AD 4B	10	10					1		9				
AD 4NA	1	1								1			
AD 4	4	4								4			
VA AW													
AD 5N	109	56	1	2	42	8	12	30		8	7	2	50
AD 5Q	44	41			3		17	22				2	3
AD 5QX	7				7								7
TF 1Q	4	3		1			2	2					
VA W													
* WF 2	2				2								2
AD 5W	179	92	2	2	41	42	44	51				1	83
VA P													
AJ 2P	20	15		1		4	7	9					4
VA Q													
* WV 2Q	8				8								8
P4M 1Q	8	7		1			3	5					
VA H													
AJ 2	36		4			32		4					32

a/ Includes 22 aircraft in Com Nav Air Pac custody awaiting or undergoing standard rework in Japan.

DECLASSIFIED

TABLE 8 STATUS AND COMMAND DISTRIBUTION OF PROGRAM AIRCRAFT BY MODEL

CLASS AND MODEL	TOTAL PROGRAM AIR-CRAFT	STATUS DISTRIBUTION OF PROGRAM A/C					COMMAND DISTRIBUTION OF OPERATIONAL A/C						BUAER M&S
		OPERA-TING	LOGISTIC SUPPORT			RESERVE STOCK	LANT	PAC	NABS	NATRA	NART	R&D	
			OPERATIONAL POOL		NON-OPERA-TIONAL SUPPORT								
			RFI	NOT RFI a/									
ANTI SUBMARINE													
VS													
* S2F 2	56	33			23		22	11					23
* S2F 1	468	356	3	37	72		115	76		29	171	5	72
* S2F 1T	75	56		5	14					61			14
PATROL													
VP L													
* P2V 7	132	91	1	3	37		53	40				2	37
P2V 6	22	13			6	3					13		9
P2V 6F	2	2									2		
P2V 6M	24	16			5	2				7	7	2	8
P2V 6TX	1				1								1
* P2V 5	6	5			1						5		1
* P2V 5F	279	211	1	7	59	1	86	79			48	6	60
* P2V 5FX	1				1								1
* P2V 5FD	3	3					1	1				1	
* P2V 5JF	5	4			1						4		1
P2V 4	42	22		2	4	14					23	1	18
P2V 3	29	14				15	1			11		2	15
P2V 3B	19	15				4	7	7				1	4
P2V 3W	4					4							4
P2V 2	39	7				32				7			32
P4Y 2	5				5								5
VP S													
* P5M 2	86	57		3	26		25	35					26
P5M 1	101	70	2	4	25		30	40		6			25
WARNING													
VW WEA													
* WV 3	7	7					7						
VW AEW													
* WV 2	127	102		15		10	50	52		6		9	10
* WV 2E	1	1										1	
OBSERVATION													
VO													
OE 2	22	20			2		7	13					2
OE 1	28	19	2	2	3	2	8	15					5
TRANSPORT													
VR H													
R6D 1	17	16			1		2	14					1
R7V 2	2					2							2
R7V 1	13	9		4			6	7					
R5D 5	9	5	1	2	1		7		1				1
R5D 5X	3				3								3
R5D 3	60	43		5	12		5	23	5		13	2	12
R5D 2	32	26		1	5		1	8		2	13	3	5
R5D 5R	1	1					1						
R5D 4R	14	10		2	2		1	2	1	2	5	1	2
R6D 1Z	6	5			1		3	2					1
R5D 5Z	1	1						1					
R5D 3Z	2	1			1				1				1
R5D 2Z	5	4			1		1	3					1
R5D 1Z	1			1						1			
VR M													
R4Q 2	53	50			3		50						3
R4Q 1	33	13		1	1	18		10	2	2			19
R4D 8	95	75	1	4	15		22	17	20	7	10	4	15
R4D 6	49	38			10	1	17	8	4		6	3	11
R4D 5	46	38	1	1	4	2	16	7	8	1	5	3	6
R4D 6R	2	2					1				1		
R4D 5R	2					2							2
R4D 8Z	3	2			1			1	1				1
R4D 6Z	4					4							4
R4Y 2	2	2							2				
R4Y 1	35	31			4		18	2	6	2	1	2	4
R4Y 1Z	1				1								1
VR C													
TF 1	79	66		9	4		38	35	1			1	4
UTILITY													
VU SAR													
UF 2	5	4			1		2	1	1				1
UF 1	83	56		6	14	7	16	27	15	2	2		21
UF 1T	5	3			2				3				2
UC 1	7	7					7						
VU TOW													
JD 1	79	41	1	4	15	18	14	32					33
JD 1X	10					10							10
JD 1D	19	18			1		8	6				4	1

a/ Includes 22 aircraft in Com Nav Air Pac custody awaiting or undergoing standard rework in Japan.

DECLASSIFIED

TABLE 8 STATUS AND COMMAND DISTRIBUTION OF PROGRAM AIRCRAFT BY MODEL

CLASS AND MODEL	TOTAL PROGRAM AIR-CRAFT	STATUS DISTRIBUTION OF PROGRAM A/C					COMMAND DISTRIBUTION OF OPERATIONAL A/C						BUAER M&S
		OPERA-TING	LOGISTIC SUPPORT			RESERVE STOCK	LANT	PAC	NABS	NATRA	NART	R&D	
			OPERATIONAL POOL		NON-OPERA-TIONAL SUPPORT								
			RFI	NOT RFI a/									
TRAINING JET													
VT													
T2J 1	9				9								9
T2V 1	144	134		6	4					135		5	4
TV 2	484	236	6	7	33	202	51	62	58	18	59	1	235
TT 1	10	9			1					9			1
F9F 8T	237	226			11		42	46		120	13	5	11
VT D													
TV 2D	13	9			2	2	4	5					4
VT KD													
TV 2KD	3	1				2	1						2
TRAINING PROP													
VT ME													
JRB 6	73	34			1	38			34				39
SNB 5	714	520	2	5	70	117	75	80	152	151	61	8	187
SNB 4	4	4							4				
SNB 5P	40	29		2	9		2	8	7	11	3		9
VT SE													
T 34B	403	206	2			195	1		12	194		1	195
T 28B	426	320		3	49	54	10	6	38	266		3	103
T 28C	273	200	16	1	43	13				217			56
N3N 3	37	35		1	1				36				1
VT E													
R4D 5Q	2					2							2
R4D 6S	9	1				8					1		8
R4D 5S	10	2				8					2		8
VT NAV													
R4D 7	6	5			1				1	4			1
VT D													
T 28BD	7	6			1							6	1
T 28BDX	3				3								3
ROTARY WING													
HS													
* HSS 1	177	143	5		29		72	44			28	4	29
* HSS 1N	40	38			2		22	16					2
HSL 1	33				1	32							33
HO													
HOK 1	67	49	4	1	13		17	28	9				13
HO4S 3	38	36		1	1		3	2	4	28			1
HR													
* HR2S 1W	1				1								1
* HR2S 1	43	34		5	3	1	13	24	2				4
HRS 3	123	94	2	8	19		25	58	10	10		1	19
HRS 1	4	4							2		2		
HU													
* HUK 1	20	18	1		1		10	9					1
* HUS 1	135	128		3	4		36	82	12			1	4
* HUS 1A	22	21	1				8	10	4				
HUL 1	16	11			5		5	6					5
HUP 3	49					49							49
HUP 2	152	115	1	6	30		28	41	18	16	19		30
HT													
HTL 7	14	13		1						14			
HTL 6	43	26			17					26			17
HTL 5	19	8			7	4	7				1		11
HTL 4	5	3				2	2	1					2
AIRSHIPS													
ZP													
* ZS2G 1	12	3				9	1			2			9
ZSG 4	8	5				3				2	3		3
* ZPG 2	11	8			3		6					2	3
ZPG 1	1				1								1
ZW													
* ZPG 2W	5	4				1	4						1

* COMBAT FIRST LINE MODELS.

X The suffix letter X is added to indicate that a conversion to that model has not been completed. Upon completion of the conversion, the suffix letter is dropped.

a/ Includes 22 aircraft in Com Nav Air Pac custody awaiting or undergoing standard rework in Japan.

DECLASSIFIED

CONFIDENTIAL

DISTRIBUTION OF NON PROGRAM AIRCRAFT BY MODEL

TABLE 9

CLASS & MODEL	GRAND TOTAL	AWTG DECI-SION	AWTG. STRIKE	MAP	CONT. RE-SERVE	BAIL-MENT	LOAN	PROJ DEV. a/	BRD. OF INSP. & SURVEY
TOTAL	441	66	8	69	9	159	76	35	19
Fighter	147	43	1	4	5	61	5	23	5
VF(DAY)JET	83	29	1	4	5	27	2	11	4
F8U-2	3					3			
YF8U-2	3								3
F8U-1	8					8			
YF8U-1	1								1
Y/F8U-1	4							4	
F7U-3	1					1			
F11F-1	9					8	1		
Y/F11F-1 ...	6							6	
F11F-1F	2					2			
F9F-6	1						1		
Y/FJ-4	1							1	
F9F-5	34	29			5				
F9F-2	5			4		1			
F2H-2	1					1			
FJ-4	4		1			3			
VF(AW)JET	51	12				24	3	11	1
F8U-3	3					3			
F2H-4	8	8							
F3H-2	5					5			
F3H-2N	1					1			
Y/F3H-2N ...	1							1	
F4H-1	5					5			
F3D-2	3					3			
F3D-2T2	4	4							
F3D-2M	2					2			
Y/F3D-2M ...	1							1	
F3D-1	3					2	1		
Y/F3D-1	2							2	
F4D-1	4					3	1		
XF4D-1	1						1		
Y/F4D-1	7							7	
YF2Y-1	1								1
VF(P)JET	4					3		1	
F8U-1P	1					1			
F7U-3P	1					1			
Y/F7U-3P ...									
F9F-6P	1					1			
Y/F2H-2P ...	1							1	
VF(D)JET	7	1				6			
F8U-1D	4					4			
FJ-3D	3	1				2			
VF(KD)JET	2	1				1			
F8U-1KD	1					1			
F9F-2KD	1	1							
VF(DAY)PROP									
F6F-5									
Attack	62	10	3		1	39		5	4
VA(DAY)JET	13					9		4	
A4D-2	3					3			
Y/A4D-2	2							2	
A4D-2N	3					3			
A4D-1	1					1			
XA4D-1	1					1			
Y/A4D-1	1							1	
FJ-4B	1					1			
Y/FJ-4B	1							1	
VA(AW)JET	3					3			
A3J-1	3					3			
VA(P)JET	4					4			
A3D-2P	4					4			

CLASS & MODEL	GRAND TOTAL	AWTG. DECI-SION	AWTG. STRIKE	MAP	CONT RE-SERVE	BAIL-MENT	LOAN	PROJ DEV. a/	BRD. OF INSP. & SURVEY
VA(Q)JET	4					4			
A3D-2Q	4					4			
VA(H)JET	10					9		1	
A3D-2	7					7			
YA3D-2									
A3D-1	2					2			
YA3D-1									
Y/A3D-1	1							1	
VA(SM)JET	6					2			4
P6M-1	2					2			
YP6M-1	4								4
VA(DAY)PROP	9	5	3		1				
AD-6	6	5			1				
AD-4B	3		3						
VA(AW)PROP	1	1							
AD-4Q	1	1							
VA(W)PROP	7					7			
WF-2	7					7			
VA(P)PROP	1	1							
AJ-2P	1	1							
VA(H)PROP	4	3				1			
AJ-2	3	3							
AJ-1	1					1			
Anti-Submarine	12			8		3		1	
VS	12			8		3		1	
S2F-1	11			8		3			
Y/S2F-1	1							1	
Patrol	12	1	1	6		3		1	
VP(L)	6	1	1	2		2			
P2V-7	3	1		2					
P2V-5F	1					1			
P2V-3W	1					1			
P2V-2	1		1						
VP(S)	6			4		1		1	
P5M-2	5			4		1			
Y/P8M-5S2 ...	1							1	
Transport	52					5	47		
VR(H)	1						1		
R5D-4R	1						1		
VR(M)	49					3	46		
R4D-6	3					1	2		
R4D-5	3						3		
R4D-6R	25					1	24		
R4D-5R	14						14		
R4D-6Z	2						2		
R4D-5Z	1						1		
R4Y-1	1					1			
VR(C)	2					2			
TF-1	2					2			

CONFIDENTIAL

DECLASSIFIED

TABLE 9

DISTRIBUTION OF NON PROGRAM AIRCRAFT BY MODEL

CLASS & MODEL	GRAND TOTAL	AWTG DECI-SION	AWTG. STRIKE	MAP	CONT RE-SERVE	BAIL-MENT	LOAN	PROJ. DEV. a/	BRD. OF INSP. & SURVEY
Utility	4			4					
VU(SAR)	4			4					
UF-2	4			4					
Training	111	8	1	45	3	25	22	1	6
VT(JET)	29	6				14	2	1	6
T2J-1	7					7			
YT2J-1	6								6
Y/T2V-1	1							1	
TV-2	8	6				1	1		
TT-1	2					2			
F9F-8T	5					4	1		
VT(D)JET	4					4			
TV-2D	4					4			
VT(KD) JET	6					6			
TV-2KD	6					6			
VT(ME)	4	2					2		
JRB-4	1						1		
SNB-5	3	2					1		
VT(SE)	47		1	45		1			
T-34B	1					1			
SNJ-5	46		1	45					
VT(E)	21				3		18		
R4D-6Q	8				2		6		
R4D-5Q	3				1		2		
R4D-6S	9						9		
R4D-5S	1						1		

CLASS & MODEL	GRAND TOTAL	AWTG. DECI-SION	AWTG. STRIKE	MAP	CONT. RE-SERVE	BAIL-MENT	LOAN	PROJ. DEV. a/	BRD. OF INSP. & SURVEY
Rotary Wing	40	4	1	2		23	2	4	4
HS	17	3				9		3	2
HSS-2	1					1			
HSS-1	7					7			
Y/HSS-1	1							1	
YHSS-1N	2								2
HSL-1	4	3				1			
Y/HSL-1	2							2	
HO	5		1			2	2		
HOK-1	3					2	1		
XHO3S-2	1						1		
HO3S-1	1		1						
HR	3					2		1	
HR2S-1	2					2			
Y/HR2S-1	1							1	
HU	7					5			2
YHUK-1	2								2
HUL-1	1					1			
HUP-2S	2					2			
HUP-1	2					2			
HT	8	1		2		5			
HTK-1	3					3			
HTL-7	2					2			
HTL-5	1	1							
HTL-4	2			2					
Airships	1		1						
ZP	1		1						
ZSG-3	1		1						

[redacted]

[redacted]

DECLASSIFIED

PROGRAM AIRCRAFT INVENTORY
TYPE OF ORGANIZATIONAL UNIT BY CLASS

TABLE 10

UNIT TYPE	TOTAL	CLASS OF AIRCRAFT													
		VF JET	VF PROP	VA JET	VA PROP	VS	VP	VW	VO	VR	VU	VT JET	VT PROP	H	Z
TOTAL	11607	2976	10	1200	1114	599	800	135	50	570	208	900	2007	1001	37
OPERATING	7657	1685	5	902	636	445	530	110	39	438	129	615	1362	741	20
LOGISTIC SUPP	2096	595		222	294	154	195	15	9	103	44	79	210	172	4
RESERVE STOCK	1854	696	5	76	184		75	10	2	29	35	206	435	88	13
OPERATING UNITS															
FLEET COMBAT	3568	1088		667	472	198	362	93	39	107		23	5	504	10
USN	2518	706		481	424	198	362	93		3				241	10
VF DAY	311	271		26	14										
VF AW	262	228		22	12										
VA JET	335	39		274	22										
VA PROP	216			47	169										
VA H	61			61											
VFP PHOTO	58	58													
VAAW NIGHT	71				70	1									
VAW AEW	127	12			115										
VFAW	60	60													
HEAVY ATTACK	47			47											
GMGRU	38	38													
VQ ECM	14			4	7		3								
VAP PHOTO	15				15										
VS	197					197									
HS	145													145	
VP LAND	203						203								
VP SEA	120						120								
ZP	6														6
VAH LAND	12						12								
VAH SEA	24						24								
VW AEW WEA	39							36		3					
VW BARRIER	57							57							
ZW BARRIER	4														4
HU	96													96	
USMC	1050	382		186	48				39	104		23	5	263	
MAW HEDRONS	133	32		9	6					26		23	4	33	
VMF	166	166													
VMF AW	111	111													
VMA	229	10		177	42										
VMCJ	63	63													
VMR	78									78					
HMR	222								4					218	
VMO	48								35				1	12	
DIREC COMB SUPP	823	99	5	42	15	6	22	1		167	85	175	158	47	1
USN	738	98	5	27	15	6	22	1		162	85	141	154	21	1
OPDEVFOR	74	22		13	2	2	5			6	7	3	6	7	1
FASRON	198	11		3	9	4	2	1		55	9	29	74	1	
VU	121	48	5		1		1			2	53		9	2	
VR TAC SUPP	69									67			2		
FLEET TRNG	214	17		11	1		14			8	2	109	51	1	
FLEET BASES	47				2					11	13		11	10	
CV & AV UTIL	15									13	1		1		
USMC	85	1		15						5		34	4	26	
HMX	26													26	
FMF & FAHG	14	1								5		4	4		
VMT	45			15								30			
INDIR COMB SUPP	736	72		29	37	5	15	10		95	40	71	311	49	2
NABS & NAS	378				9					39	33	45	223	29	
BAGR & BAR	13									2			11		
R & D	202	72		29	11	5	15	10		19	4	11	18	6	2
ATT & MISS	22									17	3		2		
USMCAS	121				17					18		15	57	14	
NATRA	1668	156		136	45	85	31	6		15	2	275	821	92	4
BASIC	961	7			1	2				7	2	142	715	81	4
ADVANCED	585	96		136	40	83	31			4		124	62	9	
TECHNICAL	122	53			4			6		4		9	44	2	
NART	862	270		28	67	151	100			54	2	71	67	49	3
NON-OPERATING UNITS															
LOGISTIC SUPP	2096	595		222	294	154	195	15	9	103	44	79	210	172	4
OPTL POOLS	622	243		116	42	45	23	15	4	33	11	19	32	39	
RFI	170	62		38	17	3	4		2	3	1	6	20	14	
NOT RFI a/	452	181		78	25	42	19	15	2	30	10	13	12	25	
NON OPTL SUPP	1474	352		106	252	109	172		5	70	33	60	178	133	4
DELIVERY	221	44		35	21	12	21			18	3	18	13	36	
REWORK	690	188		50	97	52	114		3	43	15	9	56	61	2
AWTG REWORK	563	120		21	134	45	37		2	9	15	33	109	36	2
RESERVE STOCK	1854	696	5	76	184		75	10	2	29	35	206	435	88	13
O/H REQUIRED	1760	679	5	76	184		75	10	2	26	35	205	398	56	9
O/H NOT REQ	94	17								3		1	37	32	4

a/ Includes 22 aircraft in Com Nav Air Pac custody awaiting or undergoing standard rework in Japan.

DECLASSIFIED

Chart 3

CONFIDENTIAL

TYPE OF ORGANIZATIONAL UNIT

(OPERATING INVENTORY VS PLANNED ASSIGNMENT)

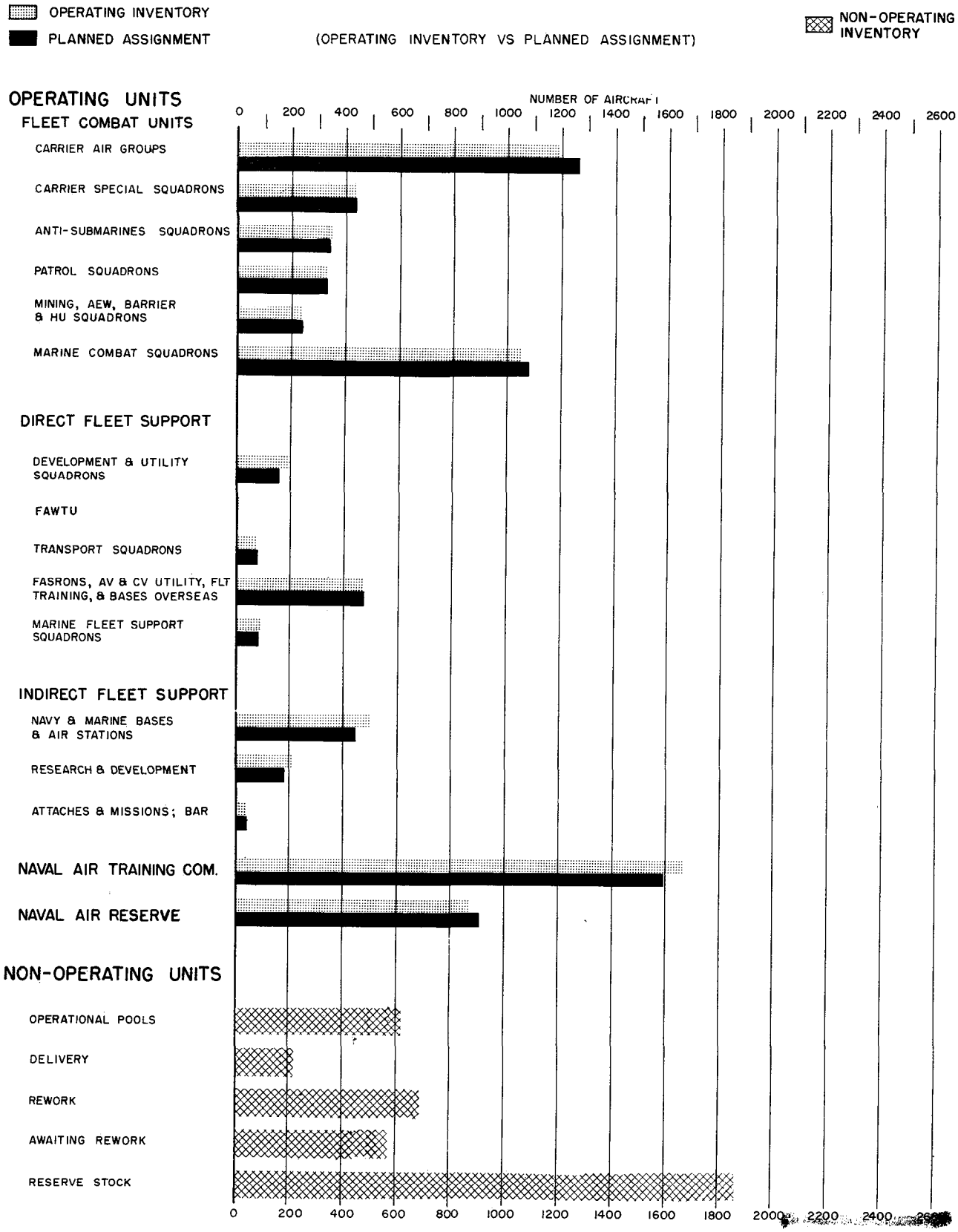

CONFIDENTIAL

PROGRAM AIRCRAFT INVENTORY
TYPE OF ORGANIZATIONAL UNIT BY CLASS
NAVAL AIR FORCE, ATLANTIC FLEET

DECLASSIFIED

TABLE 11

UNIT TYPE	TOTAL	CLASS OF AIRCRAFT													
		VF JET	VF PROP	VA JET	VA PROP	VS	VP	VW	VO	VR	VU	VT JET	VT PROP	H	Z
TOTAL	2272	591	3	355	230	137	203	57	15	189	47	98	88	248	11
OPERATING	2107	534	3	324	212	130	195	50	12	175	47	93	88	233	11
OPERATIONAL POOLS	165	57		31	18	7	8	7	3	14		5		15	
FLEET COMBAT	1699	505		315	209	126	182	49	12	62		8	1	220	10
USN	1268	334		245	182	126	182	49		1				139	10
VF DAY	160	131		15	14										
VF AW	134	124		10											
VA JET	179	8		157	14										
VA PROP	74				74										
VA H	61			61											
VFP PHOTO	24	24													
VAAW NIGHT	29				28	1									
VAW AEW	43				43										
VFAW	29	29													
GMGRU	18	18													
VQ ECM	7			2	2		3								
VAP PHOTO	7				7										
VS	125					125									
HS	85													85	
VP LAND	118						118								
VP SEA	49						49								
ZP	6														6
VAH SEA	12						12								
VW AEW WEA	21							20		1					
VW BARRIER	29							29							
ZW BARRIER	4														4
HU	54													54	
USMC	431	171		70	27				12	61		8	1	81	
MAW HEDRONS	49	11		3	5					11		8	1	10	
VMF	86	86													
VMF AW	40	40													
VMA	99	10		67	22										
VMCJ	24	24													
VMR	50									50					
HMR	73								2					71	
VMO	10								10						
DIREC COMB SUPP	380	29	3	9	3	4	13	1		97	40	85	84	11	1
USN	350	29	3	1	3	4	13	1		95	40	67	82	11	1
OPDEVFOR	48	14				2	5			6	7	2	4	7	1
FASRON	80			1	1	2	1	1		32	5	3	33	1	
VU	42	15	3							1	20		3		
VR TAC SUPP	32									31			1		
FLEET TRNG	109						7			5	2	62	32	1	
FLEET BASES	24				2					7	5		8	2	
CV & AV UTIL	15									13	1		1		
USMC	30			8						2		18	2		
FMF & FAHG	6									2		2	2		
VMT	24			8								16			
INDIR COMB SUPP	28									16	7		3	2	
NABS & NAS	13									3	5		3	2	
ATT & MISS	15									13	2				
OPTL POOLS	165	57		31	18	7	8	7	3	14		5		15	
RFI	29	6		1	7				2	1		1		11	
NOT RFI	136	51		30	11	7	8	7	1	13		4		4	

DECLASSIFIED

PROGRAM AIRCRAFT INVENTORY
TYPE OF ORGANIZATIONAL UNIT BY CLASS
NAVAL AIR FORCE, PACIFIC FLEET

TABLE 12

UNIT TYPE	TOTAL	CLASS OF AIRCRAFT													
		VF JET	VF PROP	VA JET	VA PROP	VS	VP	VW	VO	VR	VU	VT JET	VT PROP	H	Z
TOTAL	2675	806	2	466	298	87	202	52	28	140	66	113	94	321	
OPERATING	2321	653	2	385	275	74	189	44	27	124	55	107	86	300	
OPERATIONAL POOLS	354	153		81	23	13	13	8	1	16	11	6	8	21	
FLEET COMBAT	1869	583		352	263	72	180	44	27	45		15	4	284	
USN	1250	372		236	242	72	180	44		2				102	
VF DAY	151	140		11											
VF AW	128	104		12	12										
VA JET	156	31		117	8										
VA PROP	142			47	95										
VFP PHOTO	34	34													
VAAW NIGHT	42				42										
VAW AEW	84	12			72										
VFAW	31	31													
HEAVY ATTACK	47			47											
GMGRU	20	20													
VQ ECM	7			2	5										
VAP PHOTO	8				8										
VS	72					72									
HS	60													60	
VP LAND	85						85								
VP SEA	71						71								
VAH LAND	12						12								
VAH SEA	12						12								
VW AEW WEA	18							16		2					
VW BARRIER	28							28							
HU	42													42	
USMC	619	211		116	21				27	43		15	4	182	
MAW HEDRONS	84	21		6	1					15		15	3	23	
VMF	80	80													
VMF AW	71	71													
VMA	130			110	20										
VMCJ	39	39													
VMR	28									28					
HMR	149								2					147	
VMO	38								25				1	12	
DIREC COMB SUPP	417	70	2	33	12	2	9			70	45	90	74	10	
USN	388	69	2	26	12	2	9			67	45	74	72	10	
OPDEVFOR	26	8		13	2							1	2		
FASRON	118	11		2	8	2	1			23	4	26	41		
VU	79	33	2		1		1			1	33		6	2	
VR TAC SUPP	37									36			1		
FLEET TRNG	105	17		11	1		7			3		47	19		
FLEET BASES	23									4	8		3	8	
USMC	29	1		7						3		16	2		
FMF & FAHG	8	1								3		2	2		
VMT	21			7								14			
INDIR COMB SUPP	35									9	10	2	8	6	
NABS & NAS	18									4	9		3	2	
ATT & MISS	7									4	1		2		
USMCAS	10									1		2	3	4	
OPTL POOLS	354	153		81	23	13	13	8	1	16	11	6	8	21	
RFI	118	53		37	10	3	4			2	1	4	1	3	
NOT RFI a/	236	100		44	13	10	9	8	1	14	10	2	7	18	

a/ Includes 22 aircraft in Com Nav Air Pac custody awaiting or undergoing standard rework in Japan.

DECLASSIFIED

TABLE 13 PROGRAM OPERATIONAL POOL AIRCRAFT DISTRIBUTION BY COMMAND

COMMAND	TOTAL OPERATING AIRCRAFT	OPERATIONAL POOL		OPERATIONAL POOL AIRCRAFT DISTRIBUTION				
					NOT READY FOR ISSUE			
						UNDERGOING REWORK		
		TOTAL AIRCRAFT	PERCENT OF OPERATING	READY FOR ISSUE	AWAITING REWORK	INTERIM REWORK AND AIRLINE MAINTENANCE	ALL OTHER	ENROUTE TO BUAER
TOTAL	7657	622	8.1	170	53	219	159	21
LANT	2107	165	7.8	29	17	69	49	1
PAC	2321	354	15.3	118	26	112	83	15
NABS	497	4	0.8	-	1	1	1	1
NATRA	1668	56	3.4	21	6	18	8	3
NART	862	42	4.9	2	3	18	18	1
R&D	202	1	0.5	-	-	1	-	-

OPERATIONAL POOL. Non-operating aircraft in controlling custody of operating commands. Aircraft, in addition to operating aircraft, for the purpose of maintaining the intended quantity and quality of operating aircraft; more specifically, aircraft for immediate replacement of operating aircraft lost and damaged; aircraft involved in special rework within the operating command; aircraft awaiting and undergoing interim rework or airline maintenance; aircraft enroute to and from BuAer delivery points, and between reporting custodians of the operating command; and aircraft otherwise in direct support of operating aircraft.

READY FOR ISSUE (RFI). Aircraft in the controlling custody of operating commands which require no rework prior to change to operating status; i.e., immediate replacement aircraft. (Aircraft status codes B or C.)

AWAITING REWORK. Aircraft in the controlling custody of operating commands awaiting Standard or Special Rework (Aircraft Status Codes E, H and X).

UNDERGOING INTERIM REWORK AND AIRLINE MAINTENANCE. Aircraft in the controlling custody of operating commands undergoing Interim Rework and Airline Maintenance in the physical custody of BuAer M&S or Contract Maintenance Activities (Aircraft Status Codes D9 and G9).

UNDERGOING ALL OTHER REWORK. Aircraft in controlling custody of operating commands undergoing Rework other than Interim Rework and Airline Maintenance in the physical custody of the operating commands, BuAer M&S and Contract Maintenance Activities. (Aircraft Status Codes D1, D2, D3, D4, G4, G5, G6, G7 and G8).

ENROUTE TO BUAER. Aircraft in the controlling custody of operating commands enroute to BuAer M&S custody; i.e., aircraft for standard or special rework, storage, or for other disposition (Status codes F, I, O, Y and Z).

TABLE 14 MAN-CARRYING DRONES COMMAND AND STATUS DISTRIBUTION BY MODEL

MODEL	COMMAND					STATUS			
	GRAND TOTAL	LANT	PAC	R&D	BUAER	OPERATING	OPERAT'L. POOL	NON OPERAT'L. SUPPORT	RESERVE STOCK
TOTAL	247	4	9	62	172	74	1	142	30
F9F-6K2X	2	-	-	-	2	-	-	2	-
F9F-6K2	1	-	-	1	-	1	-	-	-
F9F-6K	60	4	1	21	34	25	1	34	-
F9F-6KX	125	-	-	1	124	1	-	96	28
F6F-5K	44	-	8	35	1	43	-	1	-
F4Y-2K	15	-	-	4	11	4	-	9	2

TABLE 15 AIRCRAFT ON LOAN TO NAVY

MODEL	CUSTODIAN	LOCATION
F-101(2)	Research & Development	BAR, Columbus
B-45A	Research & Development	BAR, Kansas City
H-25A	Research & Development	BAR, Morton
H-23A	Research & Development	BAR, Palo Alto
H-37a	Research & Development	NATC, Patuxent River
JRF-5G	Research & Development	BAR, Elmhurst
RB-66A	Research & Development	BAR, Columbus
RB-66B	Research & Development	BAR, Columbus
YH-31	Research & Development	BAR, East Hartford
HU-1	Research & Development	BAR, Fort Worth