DECLASSIFIED

[redacted]

[redacted] OPNAV [redacted]

ALLOWANCES and LOCATION of NAVY AIRCRAFT

DECLASSIFIED by authority of Op-510 3 April 1975 action by Blanche Snyder Op-511

OPNAV NOTICE P.03110

[redacted]

30 APRIL 1961

DEPARTMENT OF THE NAVY
OFFICE OF THE CHIEF OF NAVAL OPERATIONS

[redacted]

UNCLASSIFIED ON 30 JUNE 1966

DEPARTMENT OF THE NAVY
OFFICE OF THE CHIEF OF NAVAL OPERATIONS
WASHINGTON 25, D. C.

OPNAV P03110
Op-502D
Ser 02523P50
30 June 1961

[redacted]

DECLASSIFIED

OPNAV NOTICE P03110

From: Chief of Naval Operations
To: Distribution List

Subj: Allowance and Location of Navy Aircraft (U)

1. Purpose.

a. To indicate the following by units:

(1) The operating aircraft allowance (Table 1).
(2) The actual on hand aircraft inventories (Table 2), as of 30 April 1961.
(3) The planned assignments of operating aircraft (Table 2).

b. To show the actual on hand program and non-program aircraft inventory in various forms (Section II), as 30 April 1961.

2. General Instruction.

a. This Notice establishes unit operating allowances of the Naval Aircraft Program within each major operating command. The allocation of naval aircraft by model (i. e. operating and operational pool) is reflected in OPNAV INSTRUCTION 03110.1, "U. S. Naval Aircraft Program" (Gray Book), which establishes the operating and operational pool allocations for major operating commands in accordance with the approved planning factors and available inventory. In those instances where apparent inconsistencies between operating allowances and allocations occur, the "U. S. Naval Aircraft Program" shall be the controlling instruction, since it represents the planned implementation of aircraft which Congress approved and provided funds for. Actual on hand aircraft inventories are developed by the Navy Aircraft Accounting System, OPNAV INSTRUCTION P5442.2A. The Naval Air Reserve Training Command as shown herein, has been established as a major command for aircraft logistics purposes only.

b. If the allowances as set forth are not deemed suitable for the mission which an activity or command has to support, the Chief of Naval Operations will consider recommendations for changes in types and allowances of aircraft. However, any requests for such changes that would result in an increase in a major command's total aircraft operating allowance should contain that command's recommendation for a compensatory reduction.

c. Major operating commands are authorized to shift operating assignments (Table 2) from one unit to another on a temporary basis; however, if it is expected that this shift will exceed three (3) months, the Chief of Naval Operations shall be requested to change the authorized operating allowance (Table 1).

d. Specific assignment of aircraft to individual officers is prohibited by the Secretary of the Navy. Aircraft for shore based activities not listed in Table 1 are provided within the allowances of Naval Air Bases, the Naval Air Reserve Training Command, the Naval Air Training Command, and the Bureau of Naval Weapons (Research, Development, Test and Evaluation).

e. Types, classes and models of aircraft listed herein are in conformance with BUWEPS INSTRUCTION 013100.1 of 22 June 1960.

f. Planned operating levels of target drones (capable of carrying a pilot) are contained in OPNAV INSTRUCTION 03110.1 (U. S. Naval Aircraft Program).

[redacted]

DECLASSIFIED

3. Classification. The security classification of this publication and all previous editions thereof is automatically downgraded from Confidential to Unclassified five (5) years after the date of issue on the letter of promulgation. This action is in accordance with Section 3, Change 4 of OPNAV INSTRUCTION 5510.1B. Upon downgrading, this publication will be marked "FOR OFFICIAL USE ONLY."

4. Cancellation. This Notice is cancelled and may be destroyed by burning when the next issue is received. No report of destruction is necessary. For record purposes cancel 30 September 1961.

T. W. SOUTH II
By direction

Distribution:
Part I SNDL:

21	(3)	(CINCLANTFLT (4))
22	(3)	(COMSEVENTHFLT, COMSECONDFLT only)
23A	(1)	(COMNAVPHIL only)
23B	(1)	(COMTAIWANPATFOR, COMASDEFORLANT, COMSOLANT only)
24A	(	(COMNAVAIRPAC (15), COMNAVAIRLANT (11))
24B	(2)	(COMPHIBLANT only)
24F	(3)	
24H	(2)	(Less COMFLTRAPAC)
24J	(2)	
26CC	(1)	
26F	(1)	(COMOPTEVFOR only)
27C	(1)	(Less COMWESTSEAFRON)
27G	(1)	(EPDOPAC only)
28A	(1)	(COMCARDIV's 1, 2, 5, 17, 18, 19, 20 only)
29H	(1)	(CVA's 16, 31, 34, 42 only)
42A	(2)	(Less COMFAIRJAPAN, COMFAIRNORFOLK, COMFAIRQUONSET) (COMFAIRALAMEDA (4) COMFAIRWESTPAC (3))
42B	(	(COMFAIRWING ONE (1), COMFAIRWINGSLANT (2))
42EE	(1)	
42H	(1)	
42Q	(1)	(VR(F) THIRTY ONE only)
46A	(2)	
46B	(3)	
46C1	(1)	(MAG's 12, 15, 26, 32, 33 only)
46D1	(1)	(MARFITRON's 323, 451 only)
46D2	(1)	(MARATKRON 331 only)
50B	(1)	(CINC SAC only)
50D	(2)	(COMNAVFORCONAD only)

Part II SNDL:

A2A	NavCompt	(2)
A5	BUWEPS	(104)
	BUPERS PERS-11a	(10)
	BUWEPS (Attn: PPAC-4)	(1)
E16	(2)	
F2	(1)	(ND's 6, 9, 10, 12 only)
F14	(3)	
J113	(1)	
W1A	(2)	(Less Atlanta, Glynco, Dallas, Grosse Ile, Agana, Pax Riv (PRB), Whidbey, North Island, Anacostia, Guantanamo Bay, Los Alamitos, Minneapolis, Point Mugu, South Weymouth) (Olathe (1), Ford Island (1))

(Dist cont'd-page 3)

DECLASSIFIED

[redacted]
OPNAVNOTE P03110
30 June 1961

Part II SNDL (Cont'd)

W1A	(3)	(Pax Riv, Anacostia, North Island only)
W1A	(4)	(Whidbey only)
W1B	(1)	(Less Chula Vista, Milton, Port Isable)
W1C	(1)	(NAF Litchfield Park, NAHA, Okinawa only)
W1E	(1)	
W1G	(1)	(Less Santa Ana)
W1H	(1)	(Roosevelt Roads only)
W2A	(2)	(NAB's 1, 5, 12, 13, 14 only)
W2B	(1)	(Less El Toro, Santa Ana)
W3A	(2)	
W3B	(2)	
W3C	(1)	
W3E	(4)	
W3F	(1)	
W4A	(1)	
W4B	(1)	(Jacksonville only)
W6B	(1)	(BUWEPSREP El Segundo, Buffalo, Burbank, Columbus only)
W7E	(1)	
W8A	(1)	
W8B	(1)	
W10A	(6)	
W10B	(1)	
W11A	(2)	(Crane Indiana only)
W12A	(1)	
J95	(2)	
M64	(2)	
M61	(10)	

SecDef (Comptroller) Budget (1)
Record and Research Branch, J-3, The Joint Staff, Pentagon (2)
Transportation Division, Operations Branch, J-4, The Joint Staff, Pentagon (1)
Director, Weapons System Evaluation Group Rm 1E880, Pentagon (1)
Security Control Officer, Federal Aviation Agency, Bureau of Research & Development, Washington 25, D. C. (1)
U. S. Naval Aviation Engineering Service Unit, Attn: Code 135, Washington 25, D. C. (1)
Classified Material Office, Marine Barracks, Attn: Aviation Unit, Washington 3, D. C. (1)
Bureau of Budget, Military Division, Executive Office, 17th and Pennsylvania, Washington, D.C. (1)
General Accounting Office, Defense Accounting and Audit Division, Navy Audit Group, Munitions Building, Washington 25, D. C. (1)
Naval Aide to the President, The White House, Washington, D. C. (1)
Office of the Executive Director, Johns Hopkins University, Operations Research Office, Washington 14, D. C. (1)
U. S. Army War College Library, Carlisle Barracks, Pennsylvania (1)
Superintendent, U. S. Naval Postgraduate School, Monterey, California (1)
Program Director, Courtney and Company, 1711 Walnut Street, Philadelphia 3, Pennsylvania (1)
Commandant, Armed Forces Staff College, Norfolk 11, Virginia (1)
Naval Air Material Center, Aeronautical Structures Laboratory, Philadelphia 12, Pennsylvania (2)
Commandant, Air Ground Operations School, Keesler Air Force Base, Mississippi (1)

Op-001	(1)	Op-05A5	(1)	Op-50	(1)	Op-53	(3)
Op-008	(1)	Op-05F	(1)	Op-50C	(2)	Op-561C	(3)
Op-09	(1)	Op-33	(5)	Op-501	(25)	Op-07T	(1)
Op-09D	(1)	Op-34	(2)	Op-502D	(25)	Op-74	(3)
Op-92	(6)	Op-345	(1)	Op-503	(2)	Op-711	(1)
Op-941Z	(1)	Op-346	(1)	Op-505	(2)	Op-704	(1)
Op-100P2	(1)	Op-41	(1)	Op-506	(1)	Op-03	(1)
Op-05	(3)	Op-52	(4)	Op-507	(3)	Op-03EG	(2)
				Op-404	(1)	CNO FLAGPLOT	(1)

[redacted]

CONFIDENTIAL

DECLASSIFIED

TABLE OF CONTENTS

SECTION I

STATUS CODES 6

ABBREVIATIONS 7

TABLE I PROGRAM OPERATING ALLOWANCES 8

TABLE 2 LOCATION OF TOTAL PROGRAM AND NON-PROGRAM AIRCRAFT INVENTORY 17

TABLE 3 PROGRAM INVENTORY BY STATUS AND PLANNED OPERATING ASSIGNMENTS 43

TABLE 4 TOTAL PROGRAM AND NON-PROGRAM AIRCRAFT INVENTORY BY LOCATION AND ORGANIZATIONAL UNIT 62

GENERAL

The Navy Program aircraft inventory is presented herein in three arrangements:

TABLE 2 is by type of reporting custodian within each command showing, for each unit and model of aircraft, location, authorized operating allowance, and actual inventory.

TABLE 3 is a summary of the actual operating inventory by major commands for each class, configuration and model in the program.

TABLE 4 is in alphabetic order of geographic location except that carriers and other ships are listed first showing for each location the "reporting custodians" or "unit" based there, the total aircraft in custody of each, and a code designation of their respective "command". The column headed Command contains their code designations, which are translated as follows:

11.....LANT.....Atlantic Fleet (Navy)
19.....LANT.....Atlantic Fleet (Marine Corps)

21.....PAC.....Pacific Fleet (Navy)
29.....PAC.....Pacific Fleet (Marine Corps)

31.....NABS.....Naval Air Bases (Navy)
39.....NABS.....Naval Air Bases (Marine Corps)

41.....NABTC.....Naval Air Basic Training Command
43.....NAATC.....Naval Air Advanced Training Command
44.....NATTC.....Naval Air Technical Training Command

50.....NART.....Naval Air Reserve Training Command

70.....RDT&E.....Research, Development, Test & Evaluation

88.....BUWEPS.....Fleet Readiness, BUWEPS

The above classifications are for logistic purposes and statistical convenience and in no way alter any organizational structure or military command established elsewhere by the Navy.

SECTION II

STATUS OF NAVY AIRCRAFT INVENTORY 65

CONFIDENTIAL

UNCLASSIFIED

[redacted]

STATUS CODES

Table two of this report includes a column headed "STATUS" which refers to aircraft status code classifications as defined in OPNAV INSTRUCTION NO.P5442.2A. For full status code definitions, see reference.

The PROCESS Involved (PROCESS includes the following categories: Operating, Standard Rework, Special Rework, Storage, Retirement and Strike, and Miscellaneous, together with all associated subdivisions).	AIRCRAFT STATUS CODES: IN the Process	AWAITING the Process: In an Operating Command	AWAITING the Process: IN BUWEPS (NOTE 1)	ENROUTE TO the Process: By Flight	ENROUTE TO the Process: By Surface Transport
OPERATING					
Primary Use:					
Combat	A1	B	Use B if completely READY FOR ISSUE; if not, use B# to indicate material lacking: B1 - Airborne Equipment; B2 - Armament; B3 - Electronics; B4 - Photographic; B5 - Power Plant	C	C9
Combat Services	A2	B		C	C9
Student Pilot Training	A3	B		C	C9
Post-Student Training	A4	B		C	C9
Crew Training	A5	B		C	C9
Individual Proficiency	A6	B		C	C9
(Unassigned)	A7	B		C	C9
Utility (Including Administrative)	A8	B		C	C9
Research and Development	A9	B		C	C9

STANDARD REWORK	In a Rework Process	Rework Process Completed - Awaiting Flight Check	To be reworked where now located: Flyable	To be reworked where now located: Non-Flyable	To be transferred elsewhere for rework: Flyable	To be transferred elsewhere for rework: Non-Flyable	By Flight	By Surface Transport
Overhaul	D1	DA	E1	EA	EJ	ER	F1	FA
Progressive Maintenance-Conversion	D2	DB	E2	EB	EK	ES	F2	FB
Progressive Maintenance	D3	DC	E3	EC	EL	ET	F3	FC
Overhaul-Conversion	D4	DD	E4	ED	EM	EU	F4	FD
Progressive Aircraft Rework	D5	DE	E5	EE	EN	EV	F5	FE
Airline Maintenance	D6	DF	E6	EF	EO	EW	F6	FF
Progressive Aircraft Rework-Conversion	D7	DG	E7	EG	EP	EX	F7	FG

SPECIAL REWORK		Flyable	Non-Flyable		
Conversion	G4	H4	HD	I	I9
Modification	G5	H5	HE	I	I9
Repair	G6	H6	HF	I	I9
Modernization	G7	H7	HG	I	I9
Modernization-Conversion	G8	H8	HH	I	I9

STORAGE (NOTE 2)			
Standard Rework Required	In containers	MW	NX	OX
	Not in containers	MX	NX	OX
Standard Rework Not Required	Not in containers	MY	NY	OY
	In containers	MZ	NY	OY

RETIREMENT AND STRIKE	Awaiting Decision to Strike: Flyable	Awaiting Decision to Strike: Non-Flyable	Awaiting Strike: Fly-able	Awaiting Strike: Non-Fly-able	Awaiting Strike for MAP: Rework Not Involved	Awaiting Strike for MAP: Standard Rework Involved: In the Process	Awaiting Strike for MAP: Standard Rework Involved: Awaiting or Enroute	Awaiting Strike for MAP: Special Rework Involved: In the Process	Awaiting Strike for MAP: Special Rework Involved: Awaiting or Enroute	Stricken
Category 1 . . . . Damage	Y	Y	Y	Y						1S
Category 2 . . . . Depreciation	P2	PB	S2	SB	R	RD	RE	RG	RH	2S
Category 3 . . . . Administrative	P3	PC	S3	SC	R	RD	RE	RG	RH	3S
Category 4 . . . . Completed Service Life	P4	PD	S4	SD	R	RD	RE	RG	RH	4S

MISCELLANEOUS

Bailment (NOTE 3)	On Contract	T
	Contract Pending	TR
Loan (NOTE 3)	By the Navy	U
	By the Navy (For Navy RDT&E)	UR
	To the Navy	U5
Provisionally Accepted		V# (NOTE 4)
Grounded, Structural		X
Disposition Undetermined	Awaiting	Y
	Enroute	Z
Contingency Reserve: (NOTE 5)		
Stored	In containers	WA
	Not in containers	WB
Not Stored	Flyable	WD
	Non-Flyable	WE

NOTES:

1. A "B" status, when used by an Operating Command, means the aircraft could be changed to an operating status (A#) without undergoing Standard or Special Rework; when used by BUWEPS, it means an aircraft is completely RFI. A B# means that certain material is lacking to make the aircraft completely RFI.
2. Does not include stored aircraft which have completed Standard Service Life. See NOTE 5.
3. CNO approval is prerequisite before change to a Bailment or Loan status.
4. The "V" will be followed by a number when the aircraft lacks CFE. The appropriate number will be one of those used with a "B-number" status.
5. Aircraft which have completed Service Life.

See GLOSSARY (Part VI of this Instruction) for explanation of all terminology used above.

[redacted]

DECLASSIFIED

CONFIDENTIAL

LOCATION OF NAVY AIRCRAFT
ABBREVIATIONS USED IN THIS REPORT
(Excluding "Status" Codes)

ABD - Aboard (name of ship follows)
ACFT - Aircraft
ADV - Advisory or Advance
AES - Aircraft Engineering Squadron
AEWBARRON - Airborne Early Warning Barrier Squadron
AEWTRAUNIT. - Airborne Early Warning Training Unit
AFB - Air Forse Base
AFMF - Aircraft, Fleet Marine Force
AGRI - Agriculture, Department of
ASW - Anti-Submarine Warfare
ATT - Naval Attache
AV - Seaplane Tender

BARR - Barrier
BIS - Board of Inspection and Survey
BUWEPS - Bureau of Naval Weapons
BWFLTRREP - Bureau of Naval Weapons Fleet Readiness Representative
BWGR - Bureau of Naval Weapons General Representative
BWMR - Bureau of Naval Weapons Maintenance Representative
BWR - Bureau of Naval Weapons Representative
BWRR - Bureau of Naval Weapons Resident Representative

CEN - Central
CMEF - Commander of Middle East Forces
COM- Commander
COMNAVFOR - Commander Naval Force
COMUSTDC - Commander U. S. Taiwain Defense Command
CONAD - Continental Air Defense
CV - Carrier
CVA - Attack Carrier
CVG - Attack Carrier Air Group
CVS - Anti-Submarine Warfare Support Aircraft Carrier
CVSG - Anti-Submarine Warfare Carrier Air Group

DET - Detachment
DST - District

ECM - Electronic Counter Measure

FAA - Federal Aviation Agency
FAC - Facility
FAHS - Fleet Aircraft Headquarters Squadron
FAWPRA - Fleet Air West Pac Repair Activity
FLT - Fleet
FMF - Fleet Marine Force
FR - Fleet Readiness, BuWeps

HHS, H&HS - Headquarters and Headquarters Squadron
H&MS - Headquarters and Maintenance Squadron
HDQTRS, HQ - Headquarters
HMR - Marine Helicopter Transport Squadron
HMRL - Marine Helicopter Transport Squadron (Light)
HMRM - Marine Helicopter Transport Squadron (Medium)
HMX - Marine Helicopter Operational Development Squadron
HQ, HDQTRS - Headquarters
HS - Helicopter Anti-Submarine Squadron
HT - Helicopter Training Squadron
HU - Helicopter Utility Squadron

INSMAT, INM - Inspector of Naval Material
INT - Interior, Department of

JUSMAG - Joint U. S. Military Advisory Group

LANT - Naval Air Force, Atlantic Fleet
LPH - Assault Amphibious Ship

MAAG - Military Assistance Advisory Group
MARS - Marine Aircraft Repair Squadron
MC - Marine Corps
MCAAS - Marine Corps Auxiliary Air Station
MCAF - Marine Corps Air Facility
MCAS - Marine Corps Air Station
MINDEFDEVU - Mine Defense Development Unit
MWSG - Marine Wing Service Group

NAAS - Naval Auxiliary Air Station
NAATC - Naval Air Advanced Training Command
NABS - Naval Air Bases
NABTC - Naval Air Basic Training Command
NADC - Naval Air Development Center
NADU - Naval Air Development Unit
NAF - Naval Air Facility
NAMC - Naval Air Material Center
NAMD - Naval Air Maintenance Department
NART - Naval Air Reserve Training
NARTU - Naval Air Reserve Training Unit
NAS - Naval Air Station
NASA - National Aeronautics and Space Administration
NASWF - Naval Air Special Weapons Facility
NATECHTRAU - Naval Air Technical Training Unit
NATRA - Naval Air Training
NATSF - Naval Air Technical Services Facility
NATTC - Naval Air Technical Training Command
NATU - Naval Air Torpedo Unit
NAV - Naval
NAVCICOFFSCOL - Naval Combat Information Center Officers' School
NAVCRUIT - Navy Recruiting
NAVSECMAGG - Navy Section Military Assistance Advisory Group
NAVSTA - Naval Station
ND - Naval District
NMF - Naval Missile Facility
NPF - Naval Parachute Facility
NTDC - Naval Training Device Center
NWEF - Naval Weapons Evaluation Facility
NWL - Naval Weapons Laboratory

OH - Overhaul
ONR - Office of Naval Research
OPTEVFOR - Operational Test and Evaluation Force
OPTL - Operational
O & R - Overhaul and Repair, BUWEPS FR

PAC - Naval Air Force, Pacific Fleet
PMRFAC - Pacific Missile Range Facility
PRNC - Potomac River Naval Command

RCVG - Replacement Attack Carrier Air Group
RCVSG - Replacement Anti-Submarine Warfare Carrier Air Group
RDT&E - Research, Development, Test and Evaluation, BUWEPS
RFI - Ready For Issue
RNG - Range

SO&ES - Station Operations and Engineering Squadron
SQDN - Squadron
SRNC - Severn River Naval Command
SUPP - Support

TAC - Tactical
TRARON - Training Squadron

USMC - United States Marine Corps
USN - United States Navy
USNMC - United States Naval Missile Center
USNR - United States Naval Reserve

VA - Attack Squadron
VAH - Heavy Attack Squadron
VAP - Photographic Squadron
VAW - Carrier Special Squadron, Air Early Warning
VCP - Composite Photographic Squadron
VFAW - Interceptor Squadron
VMA - Marine Attack Squadron
VMCJ - Marine Composite Photographic Squadron
VMF - Marine Fighter Squadron
VMFAW - Marine All-Weather Fighter Squadron
VMGR - Marine In Flight Refueling Squadron
VMJ - Marine Photographic Squadron
VMO - Marine Observation Squadron
VMR - Marine Transport Squadron
VMT - Marine Corps Fleet Training Squadron
VP - Patrol Squadron
VQ - Electronic Counter Measure Squadron
VR - Transport Squadron - Fleet Tactical Support Squadron
VRC - Fleet Tactical Support Squadron, Carrier
VS - Anti-Submarine Squadron
VU - Utility Squadron
VW - Air Early Warning Squadron
VX - Air Operational Development Squadron

ZP - Airships Patrol Squadron
ZW - Barrier Squadron (Contiguous)

NOTE: For information as to abbreviations used to designate class, subclass and version of aircraft, see page 66.

CONFIDENTIAL

DECLASSIFIED

TABLE 1

PROGRAM OPERATING ALLOWANCES

Table 2 reflects planned aircraft model assignments to meet the allowances shown in Table 1. In instances where the Naval Aircraft Inventory contains insufficient aircraft of the types shown in Table 1, Table 2 will indicate substituted models. The primary operating status code included in Table 1 reflects the primary reason or intent for the operating units having an authorized operating allowance therefore. Where inconsistencies appear between the status codes listed in Table 1 and Table 2, differences will be resolved in favor of those listed in Table 1. Revisions to the authorized allowances listed in Table 1 will be indicated by an appropriate symbol for subsequent periods; however, because of budgetary considerations such revision will normally not appear at intervals of less than four months.

UNIT	LOCATION	CLASS	PRIMARY OPTG. STATUS	OPERATING ALLOWANCES 30 JUN 1961	30 SEP 1961	31 DEC 1961	31 MAR 1962
FLEET COMBAT UNITS							
USN							
AIR FORCE ATLANTIC FLEET							
CARRIER AIR GROUPS							
CVG 1							
VF 14	ABD ROOSEVLT	VF AW JET	A1	14	14	14	14
VF 11	ROTA	VF AW JET	A1	14	14	14	14
VA 15	ABD ROOSEVLT	VA LL	A1	12	12	12	12
VA 46	ABD SHANGRLA	VA DAY JET	A1	12	12	12	12
VA 172	ABD ROOSEVLT	VA DAY JET	A1	12	12	12	12
VAH 11	ABD ROOSEVLT	VA H JET	A1	12	12	12	12
CVG 3							
VF 31	CECIL FIELD	VF AW JET	A1	14	14	14	14
VF 32	CECIL FIELD	VF AW JET	A1	14	14	14	14
VA 34	CECIL FIELD	VA DAY JET	A1	12	12	12	12
VA 35	JACKSONVILLE	VA LL	A1	12	12	12	12
VA 36	CECIL FIELD	VA DAY JET	A1	12	12	12	12
VAH 9	SANFORD	VA H JET	A1	12	12	12	12
RCVG 4							
RCVG 4		VT JET	A4	4	4	4	4
VA 43	OCEANA	VA DAY JET	A1	20	20	20	20
		VT JET	A4	17	17	17	17
VF 101	KEY WEST	VF AW JET	A1	42	42	36	36
		VT JET	A4	12	12	12	12
VF 174	CECIL FIELD	VF AW JET	A1	22	22	22	22
VA 42	OCEANA	VA LL	A1	11	11	8	8
		VT SE	A4	4	4	4	4
VA 44	JACKSONVILLE	VA DAY JET	A1	20	20	20	20
		VA LL	A1	12	12	12	12
		VT JET	A4	19	19	19	19
		VT SE	A4	4	4	4	4
VAH 3	SANFORD	VA HT JET	A4	4	4	4	4
		VA H JET	A1	23	14	10	10
		VR M	A4	1	1	1	1
		VT JET	A4	2	2	2	2
CVG 6							
VF 33	OCEANA	VF AW JET	A1	14	14	14	14
VF 74	OCEANA	VF AW JET	A1	14	14	14	14
VA 65	OCEANA	VA LL	A1	12	12	12	12
VA 66	OCEANA	VA DAY JET	A1	12	12	12	12
VA 76	OCEANA	VA DAY JET	A1	12	12	12	12
VAH 13	SANFORD	VA H JET	A1	12	12	12	12
CVG 7							
VF 41	OCEANA	VF AW JET	A1	14	14	14	14
VF 84	OCEANA	VF AW JET	A1	14	14	14	14
VA 75	OCEANA	VA LL	A1	12	12	12	12
VA 86	OCEANA	VA DAY JET	A1	12	12	12	12
VA 72	OCEANA	VA DAY JET	A1	12	12	12	12
VAH 1	SANFORD	VA H JET	A1	12	12	12	12
CVG 8							
VF 102	ABD FORRESTL	VF AW JET	A1	14	14	14	14
VA 81	ABD FORRESTL	VA DAY JET	A1	12	12	12	12
VF 103	ABD FORRESTL	VF AW JET	A1	14	14	14	14
VA 83	ABD FORRESTL	VA DAY JET	A1	12	12	12	12
VA 85	ABD FORRESTL	VA LL	A1	12	12	12	12
VAH 5	ABD FORRESTL	VA H JET	A1	12	12	12	12
CVG 10							
VA 12	ABD ROOSEVLT	VA DAY JET	A1	12	12	12	12
VF 13	ABD SHANGRLA	VF AW JET	A1	14	14	14	14
VF 62	ROTA	VF AW JET	A1	14	14	14	14
VA 106	ABD SHANGRLA	VA DAY JET	A1	12	12	12	12
VA 176	ABD SHANGRLA	VA LL	A1	12	12	12	12
VAH 7	SANFORD	VA H JET	A1	12	12	12	
CVG 16							
VA 163	CECIL FIELD	VA DAY JET	A1	12	12		
VA 164	CECIL FIELD	VA DAY JET	A1	12	12		
VA 165	JACKSONVILLE	VA LL	A1	12	12		
VF 161	CECIL FIELD	VF AW JET	A1	14	14		
VF 162	CECIL FIELD	VF AW JET	A1	14	14		
SPECIAL SQDNS							
PHOTOGRAPHIC SQDNS							
VFP 62	CECIL FIELD	VF P JET	A1	27	27	24	24
VAP 62	JACKSONVILLE	VA P JET	A1	12	12	12	12
AIR EARLY WARNING SQDNS							
VAW 12	QUONSET PNT	VA W	A1	29	29	29	29
VAW 33	QUONSET PNT	VA AW	A1	32	32	32	32
FLEET AIR RECONNAISSANCE SQDNS							
VQ 2	ROTA	VA Q JET	A1	9	9	9	9
		VW Q	A1	3	3	3	

UNIT	LOCATION	CLASS	PRIMARY OPTG. STATUS	OPERATING ALLOWANCES 30 JUN 1961	30 SEP 1961	31 DEC 1961	31 MAR 1962
CARRIER ANTI SUBMARINE GROUPS							
CVSG 60	QUONSET PNT						
VS 34	ABD ESSEX	VS	A1	10	10	10	10
VS 39	ABD ESSEX	VS	A1	10	10	10	10
HS 9	ABD ESSEX	HS	A1	16	16	16	16
CVSG 54	QUONSET PNT						
VS 22	ABD CHMPLAIN	VS	A1	10	10	10	10
VS 32	ABD CHMPLAIN	VS	A1	10	10	10	10
HS 5	ABD CHMPLAIN	HS	A1	16	16	16	16
CVSG 56	NORFOLK						
VS 24	NORFOLK	VS	A1	10	10	10	10
VS 27	NORFOLK	VS	A1	10	10	10	10
HS 3	NORFOLK	HS	A1	16	16	16	16
CVSG 52	QUONSET PNT						
VS 28	ABD WASP	VS	A1	10	10	10	10
VS 31	ABD WASP	VS	A1	10	10	10	10
HS 11	ABD WASP	HS	A1	16	16	16	16
CVSG 58	NORFOLK						
VS 26	NORFOLK	VS	A1	10	10	10	10
VS 36	NORFOLK	VS	A1	10	10	10	10
HS 7	NORFOLK	HS	A1	16	16	16	16
RCVSG 50	KEY WEST						
VS 30	KEY WEST	VS	A1	11	11	11	11
HS 1	KEY WEST	HS	A1	9	9	9	9
PATROL SQDNS LAND PLANE							
VP 5	JACKSONVILLE	VP L	A1	11	11	11	11
VP 7	BRUNSWICK	VP L	A1	11	11	11	11
VP 8	NORFOLK	VP L	A1	11	11	11	11
VP 10	ROTA	VP L	A1	11	11	11	11
VP 11	BRUNSWICK	VP L	A1	11	11	11	11
VP 16	SIGONELLA	VP L	A1	11	11	11	11
VP 18	JACKSONVILLE	VP L	A1	11	11	11	11
VP 21	BRUNSWICK	VP L	A1	11	11	11	11
VP 23	ARGENTIA	VP L	A1	11	11	11	11
VP 24	NORFOLK	VP L	A1	11	11	11	11
VP 26	BRUNSWICK	VP L	A1	11	11	11	11
VP 44	NORFOLK	VP L	A1	11	11	11	11
VP 56	NORFOLK	VP L	A1	11	11	11	11
PATROL SQDNS SEA PLANE							
VP 45	BERMUDA	VP S	A1	11	11	11	11
VP 49	BERMUDA	VP S	A1	11	11	11	11
REPLACEMENT PATROL SQUADRON							
VP 30	JACKSONVILLE	VP L	A1	11	11	11	11
		VP S	A1		4	4	4
DET A	NORFOLK	VP S	A1	4			
LIGHTER THAN AIR SQUADRONS							
ZP 3	LAKEHURST	ZP	A1	4	4	4	4
ZP 1	LAKEHURST	ZW	A1	4	4	4	4
FLEET AIR EARLY WARNING SQDNS							
VW 2	PTXNT RIVER,	VW	A1	6			
VW 4	ROOSEVLT RDS	VW	A1	6	6	6	6
BARRIER SQDNS DISTANT WARNING							
VW 11	ARGENTIA	VW	A1	7	7	7	7
VW 13	ARGENTIA	VW	A1	7	7	7	7
BARR TRA UNIT	PTXNT RIVER	VR H	A5	3	3	3	3
HELICOPTER UTILITY SQDNS							
HU 2	LAKEHURST	HU	A1	33	33	33	33
HU 4	LAKEHURST	HU	A1	27	27	27	27
FLEET TACTICAL SUPPORT SQDNS							
VR 1	PTXNT RIVER	VR H	A2	7	7	7	7
		VR M	A2	9	9	9	9
VR 24	PORT LYAUTEY	VR H	A2	6	6	6	6
		VR M	A2	4	4	4	4
		~~VR G~~	~~A2~~	~~8~~	~~8~~	~~8~~	~~8~~
VRC 40	NORFOLK	VR C	A2	10	10	10	10
USMC							
MARINE HEADQUARTERS SQDNS							
MARS MWSG 27	CHERRY POINT	VA DAY	A2	2	2		
		VR H	A2	2	2	2	2
		VR M	A2	3	3	3	3
		VT JET	A6	4	4	4	4

DECLASSIFIED

[redacted]

TABLE 1

PROGRAM OPERATING ALLOWANCES

UNIT	LOCATION	CLASS	PRIMARY OPTG. STATUS	OPERATING ALLOWANCES 30 JUN 1961	30 SEP 1961	31 DEC 1961	31 MAR 1962
H&MS 14	CHERRY POINT	VR M	A2	1	1	1	1
		VT JET	A2	2	2	2	2
H&MS 24	CHERRY POINT	VR M	A2	1	1	1	1
		VT JET	A2	3	3	3	3
H&MS 26	NEW RIV JAX	VR M	A2	1	1	1	1
H&MS 32	CHERRY POINT	VR M	A2	1	1	1	1
		VT JET	A2	3	3	3	3
MARINE FIGHTER SQDNS							
VMF 122	BEAUFORT	VF DAY JET	A1	20	20	20	20
VMF 235	BEAUFORT	VF DAY JET	A1	20	20	20	20
VMF 251	BEAUFORT	VF DAY JET	A1	20	20	20	20
VMF 333	BEAUFORT	VF DAY JET	A1	20	20	20	20
MARINE FIGHTER ALL WEATHER SQDNS							
VMFAW 114	CHERRY POINT	VF AW JET	A1	20	20	20	20
VMFAW 531	CHERRY POINT	VF AW JET	A1	20			
VMFAW 115	CHERRY POINT	VF AW JET	A1		20	20	20
MARINE ATTACK SQDNS							
VMA 224	CHERRY POINT	VA DAY JET	A1	20	20	20	20
VMA 225	ABD SHANGRLA	VA DAY JET	A1	20	20	20	20
VMA 242	CHERRY POINT	VA DAY JET	A1	20	20		
VMA 324	CHERRY POINT	VA DAY JET	A1			20	20
VMA 331	ROOSEVLT RDS	VA DAY JET	A1	20	20	20	20
VMA 332	CHERRY POINT	VA DAY JET	A1	20	20		
VMA 533	CHERRY POINT	VA DAY JET	A1	20	20	20	20
MARINE COMPOSITE PHOTOGRAPHIC SQDNS							
VMCJ 2	CHERRY POINT	VF P JET	A1	9	9	9	9
		VF Q JET	A1	6	6	6	6
MARINE TRANSPORT SQDNS							
VMR/VMGR 252	CHERRY POINT	VR M	A2	20	20	14	
		VG	A2			3	8
VMR 353	CHERRY POINT	VR M	A2	9	9	12	12
MARINE HELICOPTER TRANSPORT SQDNS							
HMRL 162	NEW RIV JAX	HR L	A1		24	24	24
HMRL 264	NEW RIV JAX	HR L	A1	20	20	20	20
HMRL 261	NEW RIV JAX	HR L	A1	24			
HMRL 262	NEW RIV JAX	HR L	A1	20	20	20	20
HMRL 263	NEW RIV JAX	HR L	A1	20	20	24	24
HMRM 461	ABD CHMPLAIN	HR M	A1	14	14	14	14
MARINE OBSERVATION SQDNS							
VMO 1	NEW RIV JAX	VO	A1	9	9	8	8
		HO	A1	9	9	9	9
DIRECT FLEET SUPPORT UNITS OPERATIONAL DEVELOPMENT SQDNS							
VX 1	KEY WEST	VS	A9	4	4	4	4
		VP L	A9	3	3	3	3
		VP S	A9	1	1	1	1
		VT ME	A6	1	1	1	1
		HS	A9	3	3	3	3
VX 6	QUONSET PNT	VR H	A8	5	5	5	5
		VR M	A8	3	3	3	3
		VU L	A8	5	5	5	5
		HU	A8	4	4	4	4
FLEET UTILITY AND DRONE CONTROL SQDNS							
VU 2	OCEANA	VF DAY JET	A8	10	10	10	10
		VU TOW	A8	3	3	3	3
VU 4	OCEANA	VF DAY JET	A8	10	10	10	10
		VU TOW	A8	3	3	3	3
VU 8	ROOSEVLT RDS	VF D JET	A1	6	6	6	6
		VP LD	A2	2	2	2	2
		VT D	A2	2	2	2	2
		HU	A2	2	2	2	2
VU 10	GTMO BAY	VF DAY JET	A8	7	7	7	7
		VU TOW	A8	5	5	5	5
FLEET BASES OVERSEAS							
NAVSTA	ARGENTIA	VR H	A2	1	1	1	1
		VU SAR	A2	1	1	1	1
		VT ME	A6	1	1	1	1
		HU	A2	2	2	2	2
NAVSTA	BERMUDA	VU SAR	A2	1	1	1	1
NAF W MALLING	KENT	VR M	A2	4	4	4	4
		VT ME	A6	3	3	3	3
NAF	NAPLES	VA DAY	A2	4	4	4	4
		VR H	A2	1	1	1	1
		VR M	A2	3	3	3	3
		VT ME	A6	7	5	5	5
		HU	A2	1	1	1	1
NAF	SIGONELLA	VR M	A2	1	1	1	1
		VU SAR	A2	1	1	1	1
		VT ME	A6	1	1	1	1
NAF	LAJES	VU SAR	A2	1	1	1	1
NAVSTA	KEFLAVIK	VR H	A2	2	2	2	2
		VR M	A2	4	4	4	4
		VU L	A2	2	2	2	2
		HU	A2	2	2	2	2
HDQTRS CMEF	DHAHRAN AFB	VR H	A2	1	1	1	1
NAS	PORT LYAUTEY	VR M	A2	1	1	1	1
		VU SAR	A2	1	1	1	1
		VT ME	A6	2	2	2	2
		HU	A2	1	1	1	1
NAVSTA	ROTA	VR M	A2	2	2	2	2
		VT ME	A6	3	3	3	3
		HU	A2	1	1	1	1
TENTH NAVAL DISTRICT							
NAVSTA	TRINIDAD	VU SAR	A2	1	1	1	1
NAS GTMO BAY	GTMO BAY	VR M	A8	1	1	1	1
		VU SAR	A2	2	2	2	2
		VT ME	A6	1	1	1	1
		VT SE	A8	1	1	1	1
		HU	A2	2	2	2	2
NAVSTA	ROOSEVLT RDS	VR M	A2	2	2	2	2
		VU SAR	A2	2	2	2	2
		VT ME	A6	1	1	1	1
		HU	A2	1	1	1	1
FIFTEENTH NAVAL DISTRICT							
COM FIFTEEN	PANAMA	VR M	A8	1	1	1	1
CV AND AV UTILITY AIRCRAFT							
CVS 9 ESSEX	QUONSET PNT	VR C	A2	1	1	1	1
CVA 11 INTREPD	NORFOLK	VR C	A2	1	1	1	1
CVS15 RANDOLPH	NORFOLK	VR C	A2	1	1	1	1
CVS 36 ANTETAM	PENSACOLA	VR C	A2	1	1	1	1
CVS 39 CHMPLAN	QUONSET PNT	VR C	A2	1	1	1	1
CVA 38 SHANGRL	MAYPORT	VR C	A2	1	1	1	1
CVA 42 FDR	MAYPORT	VR C	A2	1	1	1	1
CVA 59 FORSTAL	NORFOLK	VR C	A2	1	1	1	1
CVA 60 SARATOG	MAYPORT	VR C	A2	1	1	1	1
CVS 45 VALYFRG	NORFOLK	VR C	A2	1			
CVA 16LEXINGTN	MAYPORT	VR C	A2			1	1
CVS 18 WASP	BOSTON	VR C	A2	1	1	1	1
CVA 19 HANCOCK	NORFOLK	VR C	A2			1	1
CVA 62 INDPEND	NORFOLK	VR C	A2	1	1	1	1
CVA 63 KITTYHW	CAMDEN	VR C	A2	1	1		
CVA 64 CONSTEL	NEW YORK	VR C	A2	1	1		
CVA 65 ENTERPR	NORFOLK	VR C	A2	1	1	1	1
MARINE AIR FMF & FORCE AVIATION HDQTR SQDNS							
HS FMFLNT	NORFOLK	VR H	A2	1	1	1	1
		VR M	A2	1	1	1	1
		VT JET	A6	2	2	2	2
		VT ME	A6	2	2	2	2
MARINE FLEET TRAINING SQDNS							
VMT 1	CHERRY POINT	VT JET	A4	20	20	20	20
INDIRECT FLEET SUPPORT UNITS NAVAL ATTACHES AND MISSIONS LANT							
ATT ATHENS	GREECE	VU SAR	A8	1	1	1	1
ATT CAIRO	EGYPT	VR M	A8	1	1	1	1
ATT DAKAR	SENEGAL	VU M	A8		1	1	1
ATT MEXICO CTY	MEXICO	VR M	A8	1	1	1	1
ATT MONROVIA	LIBERIA	VU M	A8		1	1	1
ATT NEW DELHI	INDIA	VR M	A8	1	1	1	1
ATT OSLO	NORWAY	VU SAR	A8	1	1	1	1
ATT PRETORIA	SO AFRICA	VR M	A8	1	1	1	1
ATT TEHRAN	IRAN	VR M	A8	1	1	1	1
MISSION ANKARA	TURKEY	VR M	A8	1	1	1	1
MISSION BOGOTA	COLOMBIA	VR M	A8	1	1	1	1
MISSION PTAUPR	HAITI	HU	A8	1	1	1	1
MISSION LIMA	PERU	VR M	A8	1	1	1	1
MISSION QUITO	ECUADOR	VR M	A8	1	1	1	1
MISSION RIO DJ	BRAZIL	VR M	A8	1	1	1	1
MISSION VLPRSO	CHILE	VR M	A8	1	1	1	1
MISSION CARACA	VENZUELA	VT ME	A8	1	1	1	1
NAV ADV GROUP	BUENOS AIRES	VR M	A8	1	1	1	1
FLEET COMBAT UNITS USN AIR FORCE PACIFIC FLEET CARRIER AIR GROUPS CVG 2							
VA 23	ABD MIDWAY	VA DAY JET	A1	12	12	12	12
VF 24	ABD MIDWAY	VF AW JET	A1	14	14	14	14
VA 22	ABD MIDWAY	VA DAY JET	A1	12	12	12	12
VF 21	ABD MIDWAY	VF AW JET	A1	14	14	14	14
VA 25	ABD MIDWAY	VA LL	A1	12	12	12	12
VAH 8	ABD MIDWAY	VA H JET	A1	12	12	12	12

CONFIDENTIAL

[redacted]

TABLE 1

PROGRAM OPERATING ALLOWANCES

DECLASSIFIED

UNIT	LOCATION	CLASS	PRIMARY OPTG. STATUS	OPERATING ALLOWANCES 30 JUN 1961	30 SEP 1961	31 DEC 1961	31 MAR 1962
CVG 5							
VF 51	MIRAMAR	VF AW JET	A1	14	14	14	14
VA 52	MIRAMAR	VA LL	A1	12	12	12	12
VF 53	MIRAMAR	VF AW JET	A1	14	14	14	14
VA 55	MIRAMAR	VA DAY JET	A1	12	12	12	12
VA 56	MIRAMAR	VA DAY JET	A1	12	12	12	12
VAH 4 N	WHDBY ISLAND	VA H JET	A1	3	3	3	3
CVG 9							
VF 91	ALAMEDA	VF AW JET	A1	14	14	14	14
VF 92	ALAMEDA	VF AW JET	A1	14	14	14	14
VA 93	ALAMEDA	VA DAY JET	A1	12	12	12	12
VA 94	ALAMEDA	VA DAY JET	A1	12	12	12	12
VA 95	ALAMEDA	VA LL	A1	12	12	12	12
VAH 6	WHDBY ISLAND	VA H JET	A1	12	12	12	12
CVG 11							
VF 111	MIRAMAR	VF AW JET	A1	14	14	14	14
VA 112	MIRAMAR	VA DAY JET	A1	12	12	12	12
VA 113	MIRAMAR	VA DAY JET	A1	12	12	12	12
VF 114	MIRAMAR	VF AW JET	A1	14	14	14	14
VA 115	MIRAMAR	VA LL	A1	12	12	12	12
VAH 4 C	WHDBY ISLAND	VA H JET	A1	6	6	6	6
RCVG 12							
RCVG 12		VT JET	A4	4	4	4	4
VF 121	MIRAMAR	VF AW JET	A1	44	37	36	36
		VT JET	A4	12	12	12	12
VA 122	SAN DIEGO	VA LL	A1	22	22	22	22
		VT SE	A4	8	8	8	8
VF 124	MOFFETT FLD	VF AW JET	A1	39	38	39	39
		VT JET	A4	22	22	22	22
VA 125	MOFFETT FLD	VA DAY JET	A1	32	32	32	32
		VA LL	A1	4	4	4	4
VA 126	MIRAMAR	VA DAY JET	A1	34	28	28	28
		VT JET	A4	19	19	19	19
VAH 123	WHDBY ISLAND	VA HT JET	A4	4	3	3	3
		VA H JET	A1	10	14	12	12
		VR M	A4	1	1	1	1
		VT JET	A4	5	5	5	5
CVG 14							
VF 141	MIRAMAR	VF AW JET	A1	14	14	14	14
VF 142	MIRAMAR	VF AW JET	A1	14	14	14	14
VA 144	MIRAMAR	VA DAY JET	A1	12	12	12	12
VA 145	MIRAMAR	VA LL	A1	12	12	12	12
VA 146	MIRAMAR	VA DAY JET	A1	12	12	12	12
VAH 4 F	WHDBY ISLAND	VA H JET	A1	6	6	6	6
CVG 15							
VF 151	ABD CORALSEA	VF AW JET	A1	14	14	14	14
VA 152	ABD CORALSEA	VA LL	A1	12	12	12	12
VA 153	ABD CORALSEA	VA DAY JET	A1	12	12	12	12
VF 154	ABD CORALSEA	VF AW JET	A1	14	14	14	14
VA 155	ABD CORALSEA	VA DAY JET	A1	12	12	12	12
VAH 2	ABD CORALSEA	VA H JET	A1	9	9	9	
VAH 10	WHDBY ISLAND	VA H JET	A1	9	9	9	9
CVG 19							
VF 191	ABD RICHARD	VF AW JET	A1	14	14	14	14
VA 192	ABD RICHARD	VA DAY JET	A1	12	12	12	12
VF 193	ABD RICHARD	VF AW JET	A1	14	14	14	14
VA 195	ABD RICHARD	VA DAY JET	A1	12	12	12	12
VA 196	ABD RICHARD	VA LL	A1	12	12	12	12
CVG 21							
VF 211	ABD LEXINGTN	VF AW JET	A1	14	14	14	14
VA 212	ABD LEXINGTN	VA DAY JET	A1	12	12	12	12
VF 213	ABD LEXINGTN	VF AW JET	A1	14	14	14	14
VA 215	ABD LEXINGTN	VA LL	A1	12	12	12	12
VA 216	ABD LEXINGTN	VA DAY JET	A1	12	12	12	12
VAH 4 L	CUBI PNT	VA H JET	A1	3	3	3	3
SPECIAL SQDNS							
PHOTOGRAPHIC SQDNS							
COMPOSITE PHOTOGRAPHIC SQDNS							
VCP 61	AGANA	VF P JET	A1	12	12	12	12
		VA P JET	A1	6	6	6	6
		VT JET	A4	1	1	1	1
VCP 63	MIRAMAR	VF P JET	A1	20	20	20	20
		VA P JET	A1	6	6	6	6
		VT JET	A4	1	1	1	1
AIR EARLY WARNING SQDNS							
VAW 11	SAN DIEGO	VA AW	A1	10	10	10	10
		VA W	A1	32	32	32	32
VAW 13	AGANA	VA AW	A1	8	8	8	8
		VA W	A1	16	16	16	16
INTERCEPTOR SQDN							
VFAW 3	SAN DIEGO	VF AW JET	A1	25	25	25	25

UNIT	LOCATION	CLASS	PRIMARY OPTG. STATUS	OPERATING ALLOWANCES 30 JUN 1961	30 SEP 1961	31 DEC 1961	31 MAR 1962
FLEET AIR RECONNAISSANCE SQDNS							
VQ 1	ATSUGI	VA Q JET	A1	9	9	9	9
		VW Q	A1	3	3	3	3
		VT JET	A4	1	1	1	1
CARRIER ANTI SUBMARINE GROUPS							
CVSG 53	NORTH ISLAND						
VS 21	ABD KEARSGE	VS	A1	10	10	10	10
VS 29	ABD KEARSGE	VS	A1	10	10	10	10
HS 6	ABD KEARSGE	HS	A1	16	16	16	16
CVSG 59	NORTH ISLAND						
VS 33	ABD BENINGTN	VS	A1	10	10	10	10
VS 38	ABD BENINGTN	VS	A1	10	10	10	10
HS 8	ABD BENINGTN	HS	A1	16	16	16	16
CVSG 55	LOS ALAMITOS						
VS 23	LOS ALAMITOS	VS	A1	10	10	10	10
VS 25	LOS ALAMITOS	VS	A1	10	10	10	10
HS 4	REAM FIELD	HS	A1	16	16	16	16
CVSG 57	LOS ALAMITOS						
VS 35	LOS ALAMITOS	VS	A1	10	10	10	10
VS 37	LOS ALAMITOS	VS	A1	10	10	10	10
HS 2	REAM FIELD	HS	A1	16	16	16	16
RCVSG 51	NORTH ISLAND						
VS 41	SAN DIEGO	VS	A1	9	9	9	9
HS 10	REAM FIELD	HS	A1	7	7	7	7
PATROL SQDNS LAND PLANE							
VP 1	KODIAK	VP L	A1	11	11	11	11
VP 2	WHDBY ISLAND	VP L	A1	11	11	11	11
VP 4	NAHA	VP L	A1	11	11	11	11
VP 6	BARBERS PNT	VP L	A1	11	11	11	11
VP 9	ALAMEDA	VP L	A1	11	11	11	11
VP 17	WHDBY ISLAND	VP L	A1	11	11	11	11
VP 19	ALAMEDA	VP L	A1	11	11	11	11
VP 22	IWAKUNI	VP L	A1	11	11	11	11
VP 28	BARBERS PNT	VP L	A1	11	11	11	11
VP 46	SAN DIEGO	VP L	A1	11	11	11	11
PATROL SQDNS SEA PLANE							
VP 40	SANGLEY PNT	VP S	A1	11	11	11	11
VP 42	SAN DIEGO	VP S	A1	11	11	11	11
VP 47	WHDBY ISLAND	VP S	A1	11	11	11	11
VP 48	SAN DIEGO	VP S	A1	11	11	11	11
VP 50	IWAKUNI	VP S	A1	11	11	11	11
REPLACEMENT PATROL SQUADRON							
VP 31	SAN DIEGO	VP L	A1	9	9	9	9
		VP S	A1	6	6	6	6
FLEET AIR EARLY WARNING SQDNS							
VW 1	AGANA	VW	A1	9	6	6	6
BARRIER SQUADRONS DISTANT WARNING							
AEWBARRONPAC	BARBERS PNT	VW	A1	25	25	25	25
		VR H	A5	5	5	5	5
HELICOPTER UTILITY SQDNS							
HU 1	REAM FIELD	HU	A2	49	49	49	49
FLEET TACTICAL SUPPORT SQDNS							
VR 21	BARBERS PNT	VR H	A2	17	17	17	17
		VR M	A2	4	4	4	4
		VR C	A2	10	10	10	10
USMC							
MARINE HEADQUARTERS SQDNS							
MARS 17	IWAKUNI	VR H	A2	2	2	2	2
		VR M	A2	4	4	4	4
		VT JET	A4	4	4	4	4
		VT ME	A6	2	2	2	2
		HU	A2	2	2	2	2
H&MS 11	ATSUGI	VR M	A2	1	1	1	1
		VT JET	A4	2	2	2	2
H&MS 12	CUBI PNT	VR M	A2	1	1	1	1
		VT JET	A4	2	2	2	2
H&MS 13	KANEOHE	VR H	A2	1	1	1	1
		VT JET	A4	3	3	3	3
H&MS 15	EL TORO	VR M	A2	1	1	1	1
		VT JET	A4	3	3	3	3
H&MS 16	FUTEMA	VR M	A2	1	1	1	1
MARS 37	EL TORO	VR H	A2	1	1	1	1
		VR M	A2	3	3	3	3
		VT JET	A4	4	4	4	4
H&MS 33	EL TORO	VR M	A2	1	1	1	1
		VT JET	A4	3	3	3	3

[redacted]

DECLASSIFIED

CONFIDENTIAL

TABLE I

PROGRAM OPERATING ALLOWANCES

UNIT	LOCATION	CLASS	PRIMARY OPTG. STATUS	OPERATING ALLOWANCES 30 JUN 1961	30 SEP 1961	31 DEC 1961	31 MAR 1962
MARINE FIGHTER SQDNS							
VMF 232	KANEOHE	VF DAY JET	A1	20	20	20	20
VMF 312	ATSUGI	VF DAY JET	A1	20	20	20	20
VMF 323	EL TORO	VF DAY JET	A1	20	20	20	20
VMF 451	EL TORO	VF DAY JET	A1	20	20	20	20
MARINE ALL WEATHER FIGHTER SQDNS							
VMFAW 115	ATSUGI	VF AW JET	A1	20			
VMFAW 314	ATSUGI	VF AW JET	A1	20	20	20	20
VMFAW 334	EL TORO	VF AW JET	A1	20	20	20	20
VMFAW 513	EL TORO	VF AW JET	A1	20	20	20	20
VMFAW 531	ATSUGI	VF AW JET	A1		20	20	20
VMFAW 542	EL TORO	VF AW JET	A1	20	20	20	20
MARINE ATTACK SQDNS							
VMA 121	EL TORO	VA DAY JET	A1	20	20	20	20
VMA 211	EL TORO	VA DAY JET	A1	20	20	20	20
VMA 212	CUBI PNT	VA DAY JET	A1	20	20	20	20
VMA 214	KANEOHE	VA DAY JET	A1	20	20	20	20
VMA 223	EL TORO	VA DAY JET	A1	20	20	20	20
VMA 311	IWAKUNI	VA DAY JET	A1	20	20	20	20
VMA 324	ABD CORALSEA	VA DAY JET	A1	20	20		
VMA 322	IWAKUNI	VA DAY JET	A1			20	20
VMA 343	EL TORO	VA DAY JET	A1	20	20		
MARINE COMPOSITE PHOTOGRAPHIC SQDNS							
VMCJ 1	CUBI PNT	VF P JET	A1	6	6	6	6
		VF Q JET	A1	6	6	6	6
VMCJ 3	EL TORO	VF P JET	A1	12	12	12	12
		VF Q JET	A1	12	12	12	12
MARINE TRANSPORT SQDNS							
VMR 253	IWAKUNI	VR H	A2	8	8	8	8
		VR M	A2	8	8	8	8
		VG	A2			2	2
VMGR 352	EL TORO	VR H	A2	7	7	5	5
		VG	A2	8	8	10	10
MARINE HELICOPTER TRANSPORT SQDNS							
HMRL 161	ABD KEARSGE	HR L	A1	12	12	14	14
HMRL 364	SANTA ANA	HR L	A1	20	20	24	24
HMRL 162	ABD THETS BY	HR L	A1	24			
HMRL 163	ABD BENINGTN	HR L	A1	24	24	24	24
HMRL 261	FUTEMA	HR L	A1		24	24	24
HMRL 361	SANTA ANA	HR L	A1	24	24	24	24
HMRL 362	FUTEMA	HR L	A1	24	24	24	24
HMRL 363	EL TORO	HR L	A1	20	20	24	24
HMRM 462	SANTA ANA	HR M	A1	13	13	13	13
MARINE OBSERVATION SQDNS							
VMO 2	SUKIRON	VO	A1	9	9	8	8
		HO	A1	12	12	12	12
VMO 6	CAMP PENDLET	VO	A1	12	12	11	11
		HO	A1	15	15	15	15
DIRECT FLEET SUPPORT UNITS							
OPERATIONAL DEVELOPMENT SQDNS							
VX 4	POINT MUGU	VF AW JET	A9	8	6	6	6
		VA DAY JET	A9	2	2	2	2
		VT JET	A6	1	1	1	1
		VT ME	A6	1	1	1	1
VX 5	CHINA LAKE	VA DAY JET	A9	7	7	7	7
		VA H JET	A9	1	1	1	1
		VT JET	A6	1	1	1	1
		VT ME	A6	1	1	1	1
FLEET UTILITY AND DRONE CONTROL SQDNS							
VU 1	BARBERS PNT	VF DAY JET	A8	4	4	4	4
		VF D JET	A8	10	10	10	10
		VF KD JET	A8	3	3	3	3
		VA DAY	A8	4	4	4	4
		VU TOW	A8	2	2	2	2
		VT D JET	A8	3	3	3	3
		VT ME P	A8	1	1	1	1
		HU	A8	2	2	2	2
VU 3	BROWN FIELD	VF D JET	A8	4	4	4	4
		VP LD	A8	1	1	1	1
		VU TOW D	A8	3	3	3	3
VU 5	ATSUGI	VF DAY JET	A8	5	5	5	5
		VF D JET	A8	4	4	4	4
		VF KD JET	A8	2	2	2	2
		VA DAY	A8	4	4	4	4
		VP LD	A8	1	1	1	1
		VU TOW	A8	3	3	3	3
		VU TOW D	A8	1	1	1	1
		VT ME P	A8	2	2	2	2
		HU	A8	2	2	2	2
VU 7	BROWN FIELD	VF DAY JET	A8	18	18	18	18
		VR M	A8	1	1	1	1
		VU TOW	A8	10	10	10	10
		VT ME P	A8	2	2	2	2
FLEET BASES OVERSEAS							
NAS	AGANA	VR H	A2	1	1	1	1
		VU SAR	A2	3	3	3	3
		VT ME	A6	1	1	1	1
		HU	A2	2	2	2	2
NAS	ATSUGI	VR H	A2	1	1	1	1
		VU SAR	A2	2	2	2	2
		VT JET	A2	7	7	7	7
		VT ME	A6	6	6	6	6
		HU	A2	2	2	2	2
NAS CUBI PNT	CUBI PNT	VU SAR	A2	1	1	1	1
		VT JET	A2	2	2	2	2
		VT ME	A6	3	3	3	3
		HU	A2	2	2	2	2
NAF	NAHA	VU SAR	A2	2	2	2	2
		VT ME	A6	3	3	3	3
NAVSTA	SANGLEY PNT	VR H	A2	1	1	1	1
		VR M	A2	2	2	2	2
		VT ME	A6	1	1	1	1
		HU	A2	1	1	1	1
COMUSTDC	TAIWAN	VR M	A2	1	1	1	1
DET A 7TH FLT	TAIWAN	VR C	A2	1	1	1	1
COMNAVFORJAPAN	YOKOSUKA	VR M	A2	1	1	1	1
COMNAVFORKOREA	SEOUL	VT ME	A6	2	2	2	2
FOURTEENTH NAVAL DISTRICT							
PMRFAC	KWAJALEIN	VU SAR	A2	5	5	5	5
NAS 14 NAVDST	BARBERS PNT	VR H	A2	1	1	1	1
		VR M	A2	1	1	1	1
		VT JET	A6	3	3	3	3
		VT ME	A6	8	8	8	8
		HU	A2	2	2	2	2
NAVSTA 14 ND	MIDWAY	VU SAR	A2	3	3	3	3
		HU	A2	1	1	1	1
SEVENTEENTH NAVAL DISTRICT							
NAVSTA 17 ND	ADAK	VU SAR	A2	2	2	2	2
NAVSTA 17 ND	KODIAK	VR H	A2	2	2	2	2
		VU SAR	A2	1	1	1	1
CV AND AV UTILITY AIRCRAFT							
CVA 61 RANGER	ALAMEDA	VR C	A2	1	1	1	1
CVA 31 RICHARD	ALAMEDA	VR C	A2	1	1	1	1
CVS 33 KERSRGE	LONG BEACH	VR C	A2	1	1	1	1
CVS 12 HORNET	BREMERTON	VR C	A2	1	1	1	1
CVS 20 BENNING	SAN DIEGO	VR C	A2	1	1	1	1
CVS 10 YORKTWN	BREMERTON	VR C	A2	1	1	1	1
CVA 14 TCNDRGA	ALAMEDA	VR C	A2	1	1	1	1
CVA 16 LEXIGTN	LOS ANGELES	VR C	A2	1	1		
CVA 19 HANCOCK	SAN DIEGO	VR C	A2	1	1		
CVA 34 ORISKNY	ALAMEDA	VR C	A2	1	1	1	1
CVA 41 MIDWAY	ALAMEDA	VR C	A2	1	1	1	1
CVA 43 CRL SEA	ALAMEDA	VR C	A2	1	1	1	1
CVA 63 KITTYHW	ALAMEDA	VR C	A2			1	1
CVA 64 CONSTEL		VR C	A2			1	1
MARINE AIR FMF & FORCE AVIATION HQTRS SQDN							
HHS AFMFPAC	EL TORO	VR H	A2	1	1	1	1
		VR M	A2	2	2	2	2
		VT JET	A6	2	2	2	2
		VT ME	A6	1	1	1	1
MARINE FLEET TRAINING SQDNS							
VMT 2	EL TORO	VT JET	A4	20	20	20	20
FLT BASES OVERSEAS USMC							
MCAS 14 ND	KANEOHE	VR M	A2	1	1	1	1
		VT JET	A6	2	2	2	2
		VT ME	A6	2	2	2	2
		HU	A2	2	2	2	2
MCAF FUTEMA	OKINAWA	VT ME	A6	2	2	2	2
INDIRECT FLEET SUPPORT UNITS							
NAVAL ATTACHES AND MISSIONS PAC							
ATT DJAKARTA	INDONESIA	VR M	A8	1	1	1	1
ATT CANBERRA	AUSTRALIA	VR M	A8	1	1	1	1
NAVSEC JUSMAG	THAILAND	VT ME	A8	1	1	1	1
MAAG SAIGON	VIETNAM	VR M	A8	1	1	1	1
MAAG REP CHINA	TAIWAN	VR M	A8	1	1	1	1

CONFIDENTIAL

DECLASSIFIED

CONFIDENTIAL

TABLE 1

PROGRAM OPERATING ALLOWANCES

UNIT	LOCATION	CLASS	PRIMARY OPTG. STATUS	OPERATING ALLOWANCES 30 JUN 1961	30 SEP 1961	31 DEC 1961	31 MAR 1962
NAVAL AIR BASES							
PAC MISSLE RNG	POINT MUGU	VF P JET	A9	1	1	1	1
		VF D JET	A9	10	10	10	10
		VA Q	A9	2	2	2	2
		VS	A9	4	4	4	4
		VP LD	A9	1	1	1	1
		VW	A9	4	4	4	4
		VR H	A9	4	4	4	4
		VR M	A9	1	1	1	1
		VT D JET	A9	2	2	2	2
		VT KD JET	A9	1	1	1	1
		VT ME P	A8	1	1	1	1
		VT D	A9	3	3	2	2
		HU	A8	7	7	7	7
FIRST NAVAL DISTRICT							
NAS 1 NAV DST	QUONSET PNT	VR M	A8	2	2	2	2
		VU SAR	A8	1	1	1	1
		VT JET	A6	8	11	11	11
		VT ME	A6	14	14	14	14
		VT ME P	A8	1	1	1	1
		HU	A8	3	3	3	3
NAS 1 NAV DST	BRUNSWICK	VP L	A9	1	1	1	1
		VR M	A8	1	1	1	1
		VU SAR	A8	1	1	1	1
		VT ME	A6	1	1	1	1
		HU	A8	1	1	1	1
NADU	SO WEYMOUTH	VR M	A8	1	1	1	1
		VT ME	A6	1	1	1	1
THIRD NAVAL DISTRICT							
NTDC	PORT WASHNGT	VT ME	A6	1	1	1	1
FOURTH NAVAL DISTRICT							
NAS 4 NAV DST	JOHNSVILLE	VR M	A8	1	1	1	1
		VU L	A8	1	1	1	1
		VT ME	A6	5	5	5	5
NAS 4 NAV DST	LAKEHURST	VR M	A8	1	1	1	1
		VT ME	A6	6	6	6	6
FIFTH NAVAL DISTRICT							
NAS 5 NAV DST	NORFOLK	VS	A8	2	2	2	2
		VR H	A8	1	1	1	1
		VR M	A8	7	7	7	7
		VR C	A2	1	1	1	1
		VU SAR	A8	2	2	2	2
		VU L	A8	2	2	2	2
		VT ME	A6	20	20	20	20
		VT ME P	A8	1	1	1	1
		VT SE	A6	7	7	7	7
NAS 5 NAV DST	OCEANA	VR M	A8	2	2	2	2
		VT JET	A6	7	5	5	5
		VT ME	A6	2	2	2	2
		HU	A8	2	2	2	2
SIXTH NAVAL DISTRICT							
NAS 6 NAV DST	JACKSONVILLE	VR M	A8	3	3	3	3
		VU SAR	A8	2	2	2	2
		VU L	A8	2	2	2	2
		VT JET	A6	5	5	5	5
		VT ME	A6	4	4	4	4
		HU	A8	2	2	2	2
NAS 6 NAV DST	KEY WEST	VR H	A8	1	1	1	1
		VU SAR	A8	1	1	1	1
		VT JET	A6	1	1	1	1
		VT ME	A6	1	1	1	1
		HU	A8	1	1	1	1
NAVSTA	MAYPORT	VT ME	A6	1	1	1	1
		HU	A8	1	1	1	1
NAS 6 NAV DST	SANFORD	VR M	A8	2	2	2	2
		VT JET	A6	1	1	1	1
		VT ME	A6	2	2	2	2
		VT SE	A6	1	1	1	1
		HU	A8	1	1	1	1
NAS 6 NAV DST	CECIL FIELD	VR M	A8	1	1	1	1
		VT JET	A6	3	3	3	3
		VT ME	A6	2	2	2	2
		VT SE	A6	2	2	2	2
		HU	A8	1	1	1	1
EIGHTH NAVAL DISTRICT							
NASWF	KIRTLAND AFB	VR M	A8	1	1	1	1
NINTH NAVAL DISTRICT							
COMNAVCONAD	COLORADO SPR	VR M	A8	1	1	1	1
		VT JET	A6	1	1	1	1
NAVCRUIT STA	DENVER	VT ME	A6	2	2	2	2

UNIT	LOCATION	CLASS	PRIMARY OPTG. STATUS	OPERATING ALLOWANCES 30 JUN 1961	30 SEP 1961	31 DEC 1961	31 MAR 1962
ELEVENTH NAVAL DISTRICT							
NAF 11 NAV DST	CHINA LAKE	VR M	A8	2	2	2	2
		HU	A8	1	1	1	1
NAS 11 NAV DST	SAN DIEGO	VR M	A8	4	4	4	4
		VU L	A8	2	2	2	2
		VT JET	A6	8	8	8	8
		VT ME	A6	10	10	10	10
		VT SE	A6	6	6	6	6
NAF 11 NAV DST	LITCHFLD PRK	VR M	A8	1	1	1	1
		VT ME	A6	1	1	1	1
NAS 11 NAV DST	MIRAMAR	VR M	A8	2	2	2	2
		VR C	A2	2	2	2	2
		VT JET	A6	6	5	3	3
		VT ME	A6	2	2	2	2
		HU	A8	1	1	1	1
NAS 11 NAV DST	POINT MUGU	VT JET	A6	3	3	3	3
		VT ME	A6	5	5	5	5
		HU	A8	2	2	2	2
NMF	PNT ARGUELLO	VT ME	A6	1	1	1	1
		VT JET	A6	1	1	1	1
NAAS 11 NAVDST	REAM FIELD	VT ME	A6	1	1	1	1
TWELFTH NAVAL DISTRICT							
NAS 12 NAV DST	ALAMEDA	VR H	A8	1	1	1	1
		VR M	A8	3	3	3	3
		VR C	A2	4	4	4	4
		VU SAR	A8	1	1	1	1
		VU L	A8	2	2	2	2
		VT JET	A6	7	7	7	7
		VT ME	A6	5	5	5	5
		VT ME P	A8	1	1	1	1
		HU	A8	1	1	1	1
NAAS 12 NAVDST	FALLON	VR H	A8	1	1	1	1
		VT JET	A6	1	1	1	1
		VT ME	A6	1	1	1	1
		HU	A8	2	2	2	2
NAS 12 NAVDST	LEMOORE	VR M	A8	1	1	1	1
		VT JET	A6	1	1	1	1
		VT ME	A6	3	3	3	3
		VT SE	A6	1	1	1	1
		HU	A8	1	1	1	1
NAS 12 NAV DST	MOFFETT FLD	VR C	A2	1	1	1	1
		VT JET	A6	1	1	1	1
		VT ME	A6	4	4	4	4
		HU	A8	1	1	1	1
NAF 12 NAVDST	MONTEREY	VT JET	A6	6	6	6	6
		VT ME	A6	25	25	25	25
		VT SE	A6	11	11	11	11
		HU	A8	1	1	1	1
THIRTEENTH NAVAL DISTRICT							
NAS 13 NAV DST	WHDBY ISLAND	VR H	A2	1	1	1	1
		VR M	A8	2	2	2	2
		VR C	A2	1	1	1	1
		VU SAR	A8	1	1	1	1
		VT JET	A6	1	1	1	1
		VT ME	A6	2	2	2	2
		VT ME P	A8	1	1	1	1
		HU	A8	2	2	2	2
POTOMAC RIVER NAVAL COMMAND							
NAS ANACOSTIA	ANACOSTIA	VR H	A8	2	2	2	2
		VR M	A8	6	6	6	6
		VU L	A8	4	4	4	4
		VT JET	A6	15	15	15	15
		VT ME	A6	44	44	44	44
		VT ME P	A8	2	2	2	2
		VT SE	A6	11	11	11	11
NWL	DAHLGREN	VT ME	A6	1	1	1	1
NAS PTXNT RIV	PTXNT RIVER	VW	A9	2	2	2	2
		VR H	A9	1	1	1	1
		VR M	A8	1	1	1	1
		VU SAR	A8	1	1	1	1
		VT JET	A6	4	3	2	2
		VT ME	A6	2	2	2	2
		HU	A8	1	1	1	1
SEVERN RIVER NAVAL COMMAND							
NAF ANNAPOLIS	ANNAPOLIS	VU SAR	A6	10	10	10	10
		HU	A8	1	1	1	1
BUWEPS INSPECTORS AND REPRESENTATIVES							
BWFLTRREP CEN	WRGT PAT AFB	VR M	A8	1	1	1	1
		VT ME	A6	2	2	2	2
BWR AKRON	AKRON	VT ME	A8	1	1	1	1
BWR BALTIMORE	BALTIMORE	VT ME	A8	1	1	1	1
BWR BUFFALO	BUFFALO	VT ME	A6	1	1	1	1
BWR BURBANK	BURBANK	VT ME	A8	1	1	1	1
BWR COLUMBUS	COLUMBUS	VT ME	A6	2	2	2	2
BWR EST HRTFRD	EST HARTFORD	VT ME	A8	1	1	1	1
BWR EL SEGUNDO	EL SEGUNDO	VT ME	A8	1	1	1	1
BWR ST LOUIS	ST LOUIS	VT ME	A8	1	1	1	1
BWR TETERBORO	TETERBORO	VT ME	A8	1	1	1	1
AVIONICS FAC	INDIANAPOLIS	VT ME	A8	1	1	1	1

CONFIDENTIAL

DECLASSIFIED

TABLE 1

PROGRAM OPERATING ALLOWANCES

UNIT	LOCATION	CLASS	PRIMARY OPTG. STATUS	OPERATING ALLOWANCES 30 JUN 1961	30 SEP 1961	31 DEC 1961	31 MAR 1962
MARINE CORPS BASES AND AIR STATIONS							
HMX 1	QUANTICO	HO	A9	4	4	4	4
		HR L	A9	18	18	18	18
		HR M	A9	2	2	2	2
MCAAS	YUMA	VR M	A8	2	2	2	2
		VT JET	A6	2	2	2	2
		VT ME	A6	1	1	1	1
		HU	A8	2	2	2	2
MCAS SO&ES	EL TORO	VR M	A8	3	3	3	3
		VU L	A6	1	1	1	1
		VT JET	A6	1	1	1	1
		VT ME	A6	5	5	5	5
		HU	A8	2	2	2	2
MCAS SO&ES	CHERRY POINT	VR H	A8	1	1	1	1
		VR M	A8	2	2	2	2
		VU L	A6	1	1	1	1
		VT JET	A6	2	2	2	2
		VT ME	A6	1	1	1	1
		HU	A8	2	2	2	2
MCAS AES 12	QUANTICO	VR M	A8	2	2	2	2
		VT ME	A6	6	6	6	6
		VT ME P	A8	1	1	1	1
		VT SE	A6	7	7	7	7
MCAF	NEW RIV JAX	VR M	A8	1	1	1	1
		VT ME	A6	1	1	1	1
		VT SE	A6	2	2	2	2
HQ MC FLT SECT	ANACOSTIA	VR H	A8	1	1	1	1
		VR M	A8	2	2	2	2
		VU L	A8	1	1	1	1
		VT SE	A6	10	10	10	10
MCAS	BEAUFORT	VR M	A8	2	2	2	2
		VT SE	A6	2	2	2	2
		HU	A8	2	2	2	2
NAVAL AIR TRAINING COMMAND							
NAVAL AIR BASIC TRAINING COMMAND							
TRARON 7	KINGSVILLE	VT JET	A3	65	65	65	65
		VT ME	A6	1	1	1	1
NAS NABTC	MERIDIAN	VR M	A8	1	1	1	1
		VT ME	A6	2	2	2	2
		VT SE	A6	2	2	2	2
		HU	A8	2	2	2	2
NAAS NABTC	SAUFLEY FLD	VT ME	A6	3	3	3	3
		VT SE	A6	5	5	5	5
TRARON 1	SAUFLEY FLD	VT SE	A3	136	136	136	136
TRARON 5	SAUFLEY FLD	VT SE	A3	39	39	39	39
NAAS NABTC	WHITING FLD	VT ME	A6	4	4	4	4
		VT SE	A6	6	6	6	6
TRARON 2	WHITING FLD	VT SE	A3	148	148	148	148
TRARON 3	WHITING FLD	VT SE	A3	149	149	149	149
TRARON 6	WHITING FLD	VT ME	A3	20	20	20	20
HT 8	ELLYSON FLD	HU	A3	31	32	32	32
		HT	A3	27	26	26	26
NAS NABTC	PENSACOLA	VF DAY JET	A4	6	6	6	6
		VR H	A8	4	4	4	4
		VR M	A8	2	2	2	2
		VU SAR	A8	2	2	2	2
		VT JET	A4	2	2	2	2
		VT JET	A5	6	6	6	6
		VT ME	A3	4	4	4	4
		VT ME	A6	11	11	11	11
		VT SE	A3	16	16	16	16
		VT SE	A6	15	15	15	15
		HU	A8	3	3	3	3
TRARON 4	PENSACOLA	VT JET	A3	84	84	84	84
NAVAL AIR ADVANCED TRAINING COMMAND							
NAAS NAATC	KINGSVILLE	VT ME	A6	2	2	2	2
		HU	A8	2	2	2	2
TRARON 21	KINGSVILLE	VA DAY JET	A3	24	24	24	24
		VT JET	A3	23	23	23	23
TRARON 22	KINGSVILLE	VA DAY JET	A3	23	23	23	23
		VT JET	A3	22	22	22	22
TRARON 23	KINGSVILLE	VF DAY JET	A3	32	32	32	32
TRARON 28	CRPS CHRISTI	VS	A3	52	52	52	52
TRARON 29	CRPS CHRISTI	VT NAV	A3	8	8	8	8
TRARON 30	CRPS CHRISTI	VA DAY	A3	29	29	29	29
TRARON 31	CRPS CHRISTI	VP L	A3	10	10	10	10
		VP S	A3	7	10	10	10
NAS NAATC	CRPS CHRISTI	VR M	A8	3	3	3	3
		VU L	A8	2	2	2	2
		VT JET	A6	2	2	2	2
		VT ME	A6	5	5	5	5
		VT ME P	A8	1	1	1	1
		VT NAV	A3	4	4	4	4
		HU	A8	2	2	2	2
NAAS NAATC	CHASE	VT ME	A6	2	2	2	2
		HU	A8	2	2	2	2
TRARON 24	CHASE	VA DAY JET	A3	24	24	24	24
		VT JET	A3	23	23	23	23
TRARON 25	CHASE	VA DAY JET	A3	23	23	23	23
		VT JET	A3	22	22	22	22
TRARON 26	CHASE	VF DAY JET	A3	32	32	32	32
NAAS NAATC	NEW IBERIA	VT ME	A6	2	2	2	2
		HU	A8	2	2	2	2
TRARON 27	NEW IBERIA	VS	A3	48	48	48	48
NAVAL AIR TECHNICAL TRAINING COMMAND							
NATECHTRAU	LAKEHURST	VT NAV	A4	1	1	1	1
NATECHTRAU	OLATHE	VT JET	A4	5			
		VT ME	A4	4			
		VT SE	A4	7			
NATECHTRAU	PENSACOLA	VF P JET	A4	8	8	8	8
		VT JET	A4	1	1	1	1
		VT ME P	A4	6	6	6	6
NATECHTRAU	PHILADELPHIA	VT ME	A6	1	1	1	1
NAS	GLYNCO	VR M	A8	1	1	1	1
		VT ME	A6	2	2	2	2
		HU	A8	1	1	1	1
NAVCICOFFSCOL	GLYNCO	VF AW JET	A4	36	36	36	36
		VS	A4	4	4	4	4
		VW	A4	6	6	6	6
		VT JET	A4	3	7	7	7
		VT ME	A4	4	4	4	4
		VT SE	A4	7	7	7	7
NAS	MEMPHIS	VR M	A8	3	3	3	3
		VT JET	A6	2	2	2	2
		VT ME	A6	5	5	5	5
		VT ME P	A8	1	1	1	1
		VT SE	A6	2	2	2	2
		HU	A8	1	1	1	1
NAVY AND MARINE CORPS RESERVE TRAINING							
NAV&MC RES TRA		VF DAY JET	A4	136	136	136	136
		VA DAY JET	A4	136	136	136	136
		VA DAY	A4	76	76	76	76
		VS	A4	160	160	160	160
		VP L	A4	96	96	96	96
		VR H	A4	44	44	44	44
		VR M	A4	21	21	21	21
		VR C	A8	1	1	1	1
		VU L	A4	2	2	2	2
		VT JET	A4	40	40	40	40
		VT ME	A4	33	33	33	33
		VT ME P	A4	4	4	4	4
		VT SE	A4	28	28	28	28
		HS	A4	69	69	69	69
		HT	A4	4	4	4	4
BUWEPS RESEARCH & DEVELOPMENT							
RDT&E AIRCRAFT		VF DAY JET	A9	24	24	24	24
		VF AW JET	A9	26	26	26	26
		VF P JET	A9	3	3	2	2
		VF D JET	A9	3	3	4	4
		VA DAY JET	A9	17	17	17	17
		VA P JET	A9	1	1	1	1
		VA Q JET	A9	1	1	1	1
		VA H JET	A9	7	7	7	7
		VA DAY	A9	4	4	4	4
		VA AW	A9	5	5	2	2
		VA W	A9	2	2	4	4
		VA LL	A9				
		VS	A9	4	4	4	4
		VP L	A9	11	11	11	11
		VP LD	A9	1	1	1	1
		VW	A9	7	7	7	7
		VR H	A9	3	3	3	3
		VR M	A9	7	7	7	7
		VR C	A9	1	1	1	1
		VU SAR	A9	1	1	1	1
		VU TOW	A9	1	1	1	1
		VT JET	A9	18	17	17	17
		VT SE	A9	5	5	4	4
		VT D	A9	2	2	2	2
		HS	A9	7	7	8	8
		HR L	A9	1	1	1	1
		HU	A9	3	3	3	3
		ZP	A9	2	2	2	2
		ZW	A9	1	1	1	1

[redacted]

DECLASSIFIED

TABLE 1A

PROGRAM OPERATING ALLOWANCES

SUBCLASS	TOTAL	LANT USN	LANT USMC	PAC USN	PAC USMC	NABS USN	NABS USMC	BWRS	NABTC	NAATC	NATTC	NART	RDT&E
TOTAL	7265	1550	449	1648	693	461	92	14	796	433	111	850	168
VF DAY JET	444	27	80	27	80				6	64		136	24
VF AW JET	802	260	40	340	100						36		26
VF P JET	98	27	9	32	18	1					8		3
VF D JET	34	6		18		10							
VF KD JET	5			5									
VF Q JET	24		6		18								
VF D JET	3												3
VA DAY JET	1002	208	120	267	160					94		136	17
VA P JET	25	12		12									1
VA Q JET	19	9		9									1
VA HT JET	8	4		4									
VA H JET	173	95		71									7
VA DAY	123	4	2	8						29		76	4
VA AW	55	32		18									5
VA W	79	29		48									2
VA Q	2					2							
VA LL	229	107		122									
VS	478	115		89		6				100	4	160	4
VP L	394	157		119		1				10		96	11
VP LD	6	2		2		1							1
VP S	95	27		61						7			
VW	79	26		34		6					6		7
VW Q	6	3		3									
VO	30		9		21								
VR H	142	26	3	28	20	12	2		4			44	3
VR M	222	48	37	14	24	46	14	1	3	3	4	21	7
VR C	67	33		23		9						1	1
VG	8				8								
VU SAR	54	12		19		20			2				1
VU TOW	27	11		15									1
VU TOW D	4			4									
VU L	27	7				13	3			2		2	
VT JET	615	54	34	79	45	80	5		157	92	11	40	18
VT D JET	5			3		2							
VT KD JET	1					1							
VT ME	358	21	2	27	7	169	14	13	45	11	16	33	
VT ME P	25			5		7	1			1	7	4	
VT SE	642	9		8		39	21		516		16	28	5
VT NAV	13									12	1		
VT D	7	2				3							2
HS	239	92		71								69	7
HO	40		9		27		4						
HR L	251		84		148		18						1
HR M	29		14		13		2						
HU	234	77		63	4	33	8		36	8	2		3
HT	31								27			4	
ZP	6	4											2
ZW	5	4											1

* AS OF 30 JUNE

[redacted]

[redacted]

CONFIDENTIAL

DECLASSIFIED

TABLE 1B

PROGRAM OPERATING ALLOWANCES *

LANT

SUBCLASS	TOTAL	NAVY COMBAT	FLT. TRNG.	OSEAS BASES	FASRONS	VURONS	OPTEVFOR	CV UTILITY	ATT. & MISS	AIRCRAFT FERRY SQDN	MARINE COMBAT	H & HS	VMT-1
TOTAL	1999	1301	69	70		50	29	15	16		423	6	20
VF DAY JET	107					27					80		
VF AW JET	300	260									40		
VF P JET	36	27									9		
VF D JET	6					6							
VF Q JET	6										6		
VA DAY JET	328	208									120		
VA P JET	12	12											
VA Q JET	9	9											
VA HT JET	4	4											
VA H JET	95	95											
VA DAY	6			4							2		
VA AW	32	32											
VA W	29	29											
VA LL	107	107											
VS	115	111					4						
VP L	157	154					3						
VP LD	2					2							
VP S	27	26					1						
VW	26	26											
VW Q	3		3										
VO	9										9		
VR H	29	13	3	5			5				2	1	
VR M	85	13	1	19			3		12		36	1	
VR C	33	18						15					
VU SAR	12			10					2				
VU TOW	11					11							
VU L	7			2			5						
VT JET	88		54								12	2	20
VT ME	23			19			1		1			2	
VT SE	9		8	1									
VT D	2					2							
HS	92	89					3						
HO	9										9		
HR L	84										84		
HR M	14										14		
HU	77	60		10		2	4		1				
ZP	4	4											
ZW	4	4											

* AS OF 30 JUNE

CONFIDENTIAL

CONFIDENTIAL

TABLE 1C

DECLASSIFIED

PROGRAM OPERATING ALLOWANCES *

PAC

SUBCLASS	TOTAL	NAVY COMBAT	FLT. TRNG.	OSEAS BASES	FASRONS	VURONS	OPTEVFOR	CV UTILITY	ATT. & MISS	AIRCRAFT FERRY SQDN	MARINE COMBAT	H & HS	VMT-2
TOTAL	2341	1359	82	87		92	22	12	4		657	6	20
VF DAY JET	107					27					80		
VF AW JET	440	332					8				100		
VF P JET	50	32									18		
VF D JET	18					18							
VF KD JET	5					5							
VF Q JET	18										18		
VA DAY JET	427	258					9				160		
VA P JET	12	12											
VA Q JET	9	9											
VA HT JET	4	4											
VA H JET	71	70					1						
VA DAY	8					8							
VA AW	18	18											
VA W	48	48											
VA LL	122	122											
VS	89	89											
VP L	119	119											
VP LD	2					2							
VP S	61	61											
VW	34	34											
VW Q	3		3										
VO	21										21		
VR H	46	17	5	6							19	1	
VR M	38	4	1	7		1			3		20	2	
VR C	23	10		1				12					
VG	8										8		
VU SAR	19			19									
VU TOW	15					15							
VU TOW D	4					4							
VT JET	124		65	14			2				21	2	20
VT D JET	3					3							
VT ME	34			28			2		1		2	1	
VT ME P	5					5							
VT SE	8		8										
HS	71	71											
HO	27										27		
HR L	148										148		
HR M	13										13		
HU	67	49		12		4					2		

* AS OF 30 JUNE

CONFIDENTIAL

DECLASSIFIED

[redacted]

TOTAL PROGRAM [illegible] PROGRAM AIRCRAFT

TABLE 2

LOCATION OF AIRCRAFT INVENTORY AND PLANNED OPERATING ASSIGNMENTS

BY COMMAND AND UNIT

LANT UNIT	LOCATION	MODEL	INVENTORY: STATUS	INVENTORY: NO. ON BOARD: POOL	INVENTORY: NO. ON BOARD: OPERATING	PLANNED OPERATING ASSIGNMENTS: 30 JUN 1961	PLANNED OPERATING ASSIGNMENTS: 30 SEP 1961	PLANNED OPERATING ASSIGNMENTS: 31 DEC 1961	PLANNED OPERATING ASSIGNMENTS: 31 MAR 1962
CARRIER AIR GROUPS									
CVG 1									
VF 14	ABD ROOSEVLT	F3H 2	A1		12	14	14	14	12
				*	12*	14	14	14	12
VF 11	ROTA	F8U 1	A1		13	14			
		F8U 2N	A1				14	14	14
				*	13*	14	14	14	14
VA 15	ABD ROOSEVLT	AD 6	A1		12	12	12	12	12
				*	12*	12	12	12	12
VA 46	ABD SHANGRLA	A4D 2N	A1		12	12	12	12	12
				*	12*	12	12	12	12
VA 172	ABD ROOSEVLT	A4D 2	A1		12	12	12		
		A4D 2N	A1					12	12
				*	12*	12	12	12	12
VAH 11	ABD ROOSEVLT	A3D 2	A1		7	9	9	9	9
		A3D 2	HF	1					
				1*	7*	9	9	9	9
CVG 3									
VF 31	KEY WEST	F3H 2	A1		12	14	14	14	12
		F3H 2	D5	2					
		F3H 2	G6	1					
				3*	12*	14	14	14	12
VF 32	CECIL FIELD	F8U 2N	A1		13	14	14	14	14
				*	13*	14	14	14	14
VA 34	CECIL FIELD	A4D 2	A1		12	12	12	12	12
				*	12*	12	12	12	12
VA 35	JACKSONVILLE	AD 6	A1		12	12	12	12	12
				*	12*	12	12	12	12
VA 36	CECIL FIELD	A4D 2	A1		6				
		A4D 2	D5	1					
		A4D 2	G6	2					
		A4D 2N	A1		6	12	12	12	12
		A4D 2N	G6	4					
				7*	12*	12	12	12	12
VAH 9	SANFORD	A3D 2	A1		13	12	12	12	5
		A3D 2	G6	2					
				2*	15*	12	12	12	5
RCVG 4									
VA 45	OCEANA	A4D 2	A1		15	8	10	10	8
		A4D 2	D5	3					
		A4D 2N	A1		11	10	10	10	12
		A4D 1	A1		12	2			
		F9F 8T	A4		21	17	17	17	17
				3*	59*	37	37	37	37
VF 101	KEY WEST	F3H 2	A1		14	14	14	14	12
		F3H 2	D5	1					
		F3H 2	G5	2					
		F3H 2	G6	1					
		F3H 2	HF	1					
		F4D 1	A1		11	14	14	14	10
		F4D 1	A4		3				
		F4D 1	D5	1					
		F4D 1	G5	1					
		F9F 8T	A4		4	3	2	2	2
		F9F 8T	D5	1					
				8*	32*	31	30	30	24
DET A	OCEANA	F4H 1	A1			9	10	10	12
		F4H 1F	A1		6				
		F9F 8T	A4		2	3	2	2	2
		F9F 8T	D5	1					
		F3D 2T2	A4		10	5	5	5	5
				1*	18*	17	17	17	19
VF 174	CECIL FIELD	F8U 2	A1		3	8	6	6	6
		F8U 2	A4		4				
		F8U 2	D5	5					
		F8U 1	A1		3	6	4	4	6
		F8U 1	A4		4				
		F8U 1	D5	1					
		F8U 1	E5	6					
		F8U 1	HF	1					
		F8U 1E	A1			2	2	2	2
		F8U 2N	A1		2	6	10	10	10
		F8U 2N	A4		9				
		F9F 8T	A4		2	2	2	2	2
				13*	27*	24	24	24	26
VA 42	OCEANA	AD 6	A1		3	9	9	9	9
		AD 6	A4		8				
		AD 6	G6	1					
		AD 5	A1		1				
		AD 5	A4		1	2	2	2	
		T 28B	A4		6	4	4	4	4
				1*	19*	15	15	15	13
VA 44	JACKSONVILLE	A4D 2	A1		9	8	10	10	8
		A4D 2	A4		1				
		A4D 2	D5	1					
		A4D 2N	A1		2	10	10	10	12
		A4D 2N	A4		10				
		A4D 1	A1		3	2			
		A4D 1	A4		8				
		A4D 1	D5	1					
		AD 6	A1		2	10	10	10	10
		AD 6	A4		9				
		AD 5	A1		1				
		AD 5	A4		1	2	2	2	
		F9F 8T	A4		19	19	19	19	19
		F9F 8T	D5	1					
		F9F 8T	G5	1					
		F9F 8T	G6	1					
		T 28B	A4		5	4	4	4	4
				5*	70*	55	55	55	53
VAH 3	SANFORD	A3D 2T	A1		1				
		A3D 2T	A4		4				
		A3D 2T	D5	1					
		A3J 1	A1				2	7	10
		A3D 2	G6	1					
		A3D 1	A1		5	10	9	9	9
		A3D 1	A4		7				
		A3D 1	G6	1					
		R4D 5 6	A4			1	1	1	1
		R4D 6	G5	1					
		F9F 8T	A4		4	4	4	4	4
				4*	21*	15	16	21	24
CVG 6									
VF 33	ABD INTREPID	F8U 1	D5	1					
		F8U 1E	A1		14	14	14	14	14
		F8U 1E	D5	2					
		F11F 1	A1		1				
				3*	15*	14	14	14	14
VF 74	OCEANA	F4H 1	A1				12	14	14
		F4D 1	A1		9	14			
		F4D 1	D5	1					
				1*	9*	14	12	14	14
VA 65	ABD INTREPID	AD 6	A1		12	12	12	12	12
		AD 6	B	1					
		AD 6	EJ	1					
				2*	12*	12	12	12	12
VA 66	ABD INTREPID	A4D 2	D5	1					
		A4D 2N	A1		11	12	12	12	12
		A4D 2N	G5	1					
				2*	11*	12	12	12	12
VA 76	ABD INTREPID	A4D 2	A1		12	12	12	12	12
		A4D 2	B	1					
		A4D 2	D5	5					
		A4D 2	G5	1					
				7*	12*	12	12	12	12
VAH 13	SANFORD	A3D 2	A1		6	12			
		A3D 2	D5	3					
		A3D 2	G5	1					
				4*	6*	12			
CVG 7									
VF 41	OCEANA	F3H 2	A1		12	14	14	14	12
		F3H 2	D5	6					
				6*	12*	14	14	14	12
VF 84	OCEANA	F8U 2	A1		14	14	14	14	14
		F8U 2	D5	5					
				5*	14*	14	14	14	14
VA 75	OCEANA	AD 6	A1		13	12	12	12	12
				*	13*	12	12	12	12
VA 86	OCEANA	A4D 2	A1		13	12	12	12	12
		A4D 2	D5	1					
				1*	13*	12	12	12	12
VA 72	OCEANA	A4D 2	A1		2				
		A4D 2	D5	2					
		A4D 2	G6	1					
		A4D 2N	A1		12	12	12	12	12
				3*	14*	12	12	12	12
VAH 1	SANFORD	A3D 2	A1		14	12	12	12	12
		A3D 2	A7		1				
		A3D 2	D5	5					
		A3D 2	G5	1					
				6*	15*	12	12	12	12
CVG 8									
VF 102	ABD FORRESTL	F4H 1	A1					8	14
		F4D 1	A1		12	14	14	6	
		F4D 1	HF	1					
		F4D 1	H6	1					
				2*	12*	14	14	14	14

[redacted]

[redacted]

TOTAL PROGRAM & NON-PROGRAM AIRCRAFT

TABLE 2

LOCATION OF AIRCRAFT INVENTORY AND PLANNED OPERATING ASSIGNMENTS

BY COMMAND AND UNIT

DECLASSIFIED

LANT UNIT	LOCATION	MODEL	INVENTORY STATUS	INVENTORY NO. ON BOARD POOL	INVENTORY NO. ON BOARD OPERATING	PLANNED OPERATING ASSIGNMENTS 30 JUN 1961	30 SEP 1961	31 DEC 1961	31 MAR 1962
VA 81	ABD FORRESTL	A4D 2	A1		12	12	12	12	12
				*	12*	12	12	12	12
VF 103	ABD FORRESTL	F8U 2	A1		12	14	14	14	14
		F8U 2	I9	1					
				1*	12*	14	14	14	14
VA 83	ABD FORRESTL	A4D 2N	A1		12	12	12	12	12
				*	12*	12	12	12	12
VA 85	ABD FORRESTL	AD 6	A1		12	12	12	12	12
		AD 5	A1		1				
				*	13*	12	12	12	12
VAH 5	ABD FORRESTL	A3D 2	A1		12	12	12	12	12
				*	12*	12	12	12	12
CVG 10									
VA 12	ABD ROOSEVLT	A4D 2	A1		12	12	12	12	12
		A4D 2	G6	1					
				1*	12*	12	12	12	12
VF 13	ABD SHANGRLA	F4D 1	A1		12	14	14	14	14
				*	12*	14	14	14	14
VF 62	ROTA	F8U 1	A1		14	14	14	14	14
		F8U 1	HF	1					
				1*	14*	14	14	14	14
VA 106	ABD SHANGRLA	A4D 2	A1		12	12	12	12	12
		A4D 2	G6	1					
				1*	12*	12	12	12	12
VA 176	ABD SHANGRLA	AD 6	A1		12	12	12	12	12
		AD 5	A1		1				
				*	13*	12	12	12	12
VAH 7	SANFORD	A3J 1	A1						8
		A3D 2	A1		2				
		A3D 2	G6	1					
				1*	2*				8
CVG 16									
VA 163	CECIL FIELD	A4D 2	A1		12	24			
		A4D 2N	A1				12	12	12
				*	12*	24	12	12	12
VA 164	CECIL FIELD	A4D 2	A1		11	12	12	12	12
		A4D 2	G5	1					
				1*	11*	12	12	12	12
VA 165	JACKSONVILLE	AD 6	A1		9	12	12	12	12
				*	9*	12	12	12	12
VF 161	CECIL FIELD	F3H 2	A1		12	14	14	14	12
				*	12*	14	14	14	12
VF 162	ABD INTREPID	F4D 1	A1		12	14	14	14	14
				*	12*	14	14	14	14
PHOTOGRAPHIC SQDNS									
VFP 62	CECIL FIELD	F8U 1P	A1		17	27	27	27	27
		F8U 1P	D5	3					
				3*	17*	27	27	27	27
DET 37	ABD ROOSEVLT	F8U 1P	A1		2				
				*	2*				
DET 42	ABD FORRESTL	F8U 1P	A1		3				
				*	3*				
DET 44	ABD SHANGRLA	F8U 1P	A1		2				
				*	2*				
VAP 62	JACKSONVILLE	A3D 2P	A1		9	9	9	9	9
		A3D 2P	B	1					
		A3D 2P	D5	2					
		F9F 8T	A1		1				
				3*	10*	9	9	9	9
AIR EARLY WARNING SQDNS									
VAW 12	QUONSET PNT	AD 5	A5			2			
		WF 2	A1		15	27	29	29	29
		WF 2	B	1					
		WF 2	D5	4					
		AD 5W	A1		8	20	18	18	18
		AD 5W	B	1					
		AD 5W	HF	1					
		AD 5W	P4	2					
				9*	23*	49	47	47	47
VAW 12 DET 34	ABD CHMPLAIN	AD 5W	A1		5				
		AD 5W	Y	1					
				1*	5*				
DET 36	ABD RANDOLPH	WF 2	A1		5				
				*	5*				
DET 37	ABD ROOSEVLT	WF 2	A1		2				
		WF 2	H6	1					
				1*	2*				
DET 42	ABD FORRESTL	WF 2	A1		5				
				*	5*				
DET 48	ABD WASP	AD 5W	A1		4				
				*	4*				
DET 52	ABD VALY FRG	AD 5W	A1		1				
				*	1*				
VAW 33	QUONSET PNT	AD 5Q	A1		8	12	12	12	12
		TF 1Q	A1		2	2	2	2	2
				*	10*	14	14	14	14
DET 42	ABD FORRESTL	AD 5Q	A1		3				
				*	3*				
FLEET AIR RECONNAISSANCE SQDNS									
VQ 2	ROTA	A3D 2Q	A1		9	18	18	18	18
		A3D 2Q	B	1					
		A3D 2Q	G5	1					
		WV 2Q	A1		3	3	3	3	3
		WV 2Q	D6	1					
				3*	12*	21	21	21	21
CARRIER ANTI SUBMARINE GROUPS									
CVSG 60									
VS 34	QUONSET PNT	S2F 2	B	2					
		S2F 1	A1		2	10	10	10	10
		S2F 1	D5	1					
		S2F 1S	A1		8				
		S2F 1S	D5	1					
				4*	10*	10	10	10	10
VS 39	QUONSET PNT	S2F 3	A1					4	8
		S2F 1	A1		3	10	10	6	2
		S2F 1	B	1					
		S2F 1	D5	1					
		S2F 1S	A1		7				
		S2F 1S	B	1					
				3*	10*	10	10	10	10
HS 9	QUONSET PNT	HSS 2	A1					12	14
		HSS 1	A1		15	16			
		HSS 1	B	1					
		HSS 1N	A1				16	4	2
				1*	15*	16	16	16	16
CVSG 5[illegible]									
VS 22	ABD CHMPLAIN	S2F 1	A1		5	10	10	10	10
		S2F 1S	A1		5				
		S2F 1S	B	1					
		S2F 1S	D5	1					
				2*	10*	10	10	10	10
VS 32	ABD CHMPLAIN	S2F 1	A1		3	10	10	10	10
		S2F 1	HF	1					
		S2F 1S	A1		7				
		S2F 1S	D5	1					
		S2F 1S	G6	1					
				3*	10*	10	10	10	10
HS 5	ABD CHMPLAIN	HSS 1N	A1		16	16	16	16	16
				*	16*	16	16	16	16
CVSG 56									
VS 24	NORFOLK	S2F 1	A1		3	10	10	10	10
		S2F 1S	A1		7				
		S2F 1S	B	1					
		S2F 1S	D5	2					
				3*	10*	10	10	10	10
VS 27	NORFOLK	S2F 1	A1		2	10	10	10	10
		S2F 1S	A1		7				
		S2F 1S	B	2					
		S2F 1S	D5	1					
		S2F 1S1	A1		1				
				3*	10*	10	10	10	10
HS 3	NORFOLK	HSS 2	A1			5	16	16	16
		HSS 1	A1		11	11			
		HSS 1	I	1					
				1*	11*	16	16	16	16

[redacted]

[redacted]

DECLASSIFIED

TOTAL PROGRAM & NON-PROGRAM AIRCRAFT

TABLE 2

LOCATION OF AIRCRAFT INVENTORY AND PLANNED OPERATING ASSIGNMENTS

BY COMMAND AND UNIT

LANT UNIT	LOCATION	MODEL	INVENTORY STATUS	INVENTORY NO. ON BOARD POOL	INVENTORY NO. ON BOARD OPERATING	PLANNED OPERATING ASSIGNMENTS 30 JUN 1961	30 SEP 1961	31 DEC 1961	31 MAR 1962
CVSG 52									
VS 28	QUONSET PNT	S2F 1	A1		5	10	10	10	10
		S2F 1	B	1					
		S2F 1S	A1		5				
		S2F 1S	B	1					
				2*	10*	10	10	10	10
VS 31	QUONSET PNT	S2F 1	A1		5	10	10	10	10
		S2F 1	D5	1					
		S2F 1S	A1		5				
		S2F 1S	D5	1					
				2*	10*	10	10	10	10
HS 11	QUONSET PNT	HSS 1	A1		7				
		HSS 1N	A1		9	16	16	16	16
		HSS 1N	F1	1					
				1*	16*	16	16	16	16
CVSG 58									
VS 26	ABD RANDOLPH	S2F 3	A1		10	10	10	10	10
				*	10*	10	10	10	10
VS 36	ABD RANDOLPH	S2F 3	A1		10	10	10	10	10
		S2F 1S	D5	1					
				1*	10*	10	10	10	10
HS 7	ABD RANDOLPH	HSS 1	A1		1				
		HSS 1N	A1		14	16	16	16	16
				*	15*	16	16	16	16
RCVSG 50									
VS 30	KEY WEST	S2F 3	A1					3	3
		S2F 1	A1		4	11	11	8	8
		S2F 1	D5	1					
		S2F 1S	A1		8				
		S2F 1S	D5	1					
		S2F 1S1	A1		1				
				2*	13*	11	11	11	11
HS 1	KEY WEST	HSS 2	A1			5	5	4	4
		HSS 1	A1		6				
		HSS 1N	A1		3	4	4	5	5
				*	9*	9	9	9	9
PATROL SQDNS LAND PLANE									
VP 5	JACKSONVILLE	P2V 5FS	A1		11	11	11	11	11
		P2V 5FS	B	2					
				2*	11*	11	11	11	11
VP 7	BRUNSWICK	P2V 5FS	A1		11	11	11	11	11
				*	11*	11	11	11	11
VP 8	NORFOLK	P2V 5FS	A1		11	11	11	11	11
		P2V 5FS	B	2					
				2*	11*	11	11	11	11
VP 10	ROTA	P2V 5FS	A1		11	11	11	11	11
				*	11*	11	11	11	11
VP 11	BRUNSWICK	P2V 7S	A1		11	11	11	11	11
		P2V 7S	B	1					
		P2V 7S	D5	1					
				2*	11*	11	11	11	11
VP 16	SIGONELLA	P2V 5FS	A1		11	11	11	11	11
				*	11*	11	11	11	11
VP 18	JACKSONVILLE	P2V 7S	A1		11	11	11	11	11
				*	11*	11	11	11	11
VP 21	BRUNSWICK	P2V 7S	A1		11	11	11	11	11
				*	11*	11	11	11	11
VP 23	ARGENTIA	P2V 7S	A1		9	11	11	11	11
		P2V 7S	B	2					
				2*	9*	11	11	11	11
VP 24	NORFOLK	P2V 7S	A1		11	11	11	11	11
		P2V 7S	B	1					
		P2V 7S	D5	1					
				2*	11*	11	11	11	11
VP 26	BRUNSWICK	P2V 5FS	A1		11	11	11	11	11
				*	11*	11	11	11	11
VP 44	NORFOLK	P2V 5FS	A1		10	11	11	11	11
		P2V 5FS	G6	1					
				1*	10*	11	11	11	11
VP 56	NORFOLK	P2V 7S	A1		8		11	11	11
		P2V 7S	D5	2					
		P5M 2S	A1		6	8			
		P5M 1	A1			2			
				2*	14*	10	11	11	11
PATROL SQDNS SEA PLANE									
VP 45	BERMUDA	P5M 2S	A1		11	11	11	11	11
		P5M 1S	A1		1				
				*	12*	11	11	11	11
VP 49	BERMUDA	P5M 2S	A1		10	11	11	11	11
		P5M 1	A1		1				
				*	11*	11	11	11	11
REPLACEMENT PATROL SQUADRON									
VP 30	JACKSONVILLE	P2V 7S	A1		6	5	6	6	6
		P2V 7S	D5	2					
		P2V 5FS	A1		6	7	7	7	7
		P2V 5FS	A4		1				
		P5M 2S	A1				2	2	2
				2*	13*	12	15	15	15
DET A	NORFOLK	P5M 2S	A1		4				
		P5M 1	A1			1			
		P5M 1S	A1		2	2			
				*	6*	3		*	
LIGHTER THAN AIR SQUADRONS									
ZP 3	LAKEHURST	ZPG 2	A1		2	4	4	4	4
		ZPG 2W	A1		1				
				*	3*	4	4	4	4
ZP 1	LAKEHURST	ZPG 2	A2		1				
		ZPG 3W	A1			3	3	3	3
		ZPG 3W	A2		1				
		ZPG 2W	A1			1	1	1	1
		ZPG 2W	D5	1					
				1*	2*	4	4	4	4
FLEET AIR EARLY WARNING SQDNS									
VW 2	PTXNT RIVER	WV 2	A2		5				
		WV 2	D6	1					
				1*	5*				
VW 4	ROOSEVLT RDS	WV 3	A1			6	6	6	6
		WV 3	A2		5				
		WV 3	D6	1					
		WV 3	G6	1					
		WV 2	A2		1				
				2*	6*	6	6	6	6
BARRIER SQDNS DISTANT WARNING									
VW 11	ARGENTIA	WV 2	A1			7	7	7	7
		WV 2	A2		12				
		WV 2	B	6					
		WV 2	D6	2					
		WV 2	G5	2					
		WV 2	HF	3					
				13*	10*	7	7	7	7
VW 13	PTXNT RIVER	WV 2	A1			7	7	7	7
		WV 2	A2		10				
		WV 2	B	2					
		WV 2	D6	1					
				3*	10*	7	7	7	7
AEWTRAUNIT	PTXNT RIVER	R7V 1	A1		1				
		R7V 1	A5		3	3	3	3	3
		R7V 1	G5	1					
				1*	4*	3	3	3	3
HELICOPTER UTILITY SQDNS									
HU 2	LAKEHURST	HU2K 1	A1			4	11	14	21
		HUS 1A	A1			1	1	1	1
		HUP 3	A1			16	14	14	11
		HUP 3	A2		10				
		HUP 2	A1			12	6	3	
		HUP 2	A2		6				
		HUP 2	OY	1					
				1*	16*	33	32	32	33
DET 1	NORFOLK	HUS 1	A2		1				
		HUS 1A	A2		1				
		HUP 3	A2		1				
		HUP 2	A2		1				
				*	4*				
DET 22	ABD SPRNGFLD	HUP 3	A2		1				
				*	1*				
DET 26	ABD LTE ROCK	HUP 2	A2		1				
				*	1*				
DET 33	ABD INTREPID	HUP 3	A2		2				
				*	2*				
DET 34	ABD CHMPLAIN	HUP 2	A2		1				
				*	1*				

[redacted]

[redacted]

TOTAL PROGRAM & NON-PROGRAM AIRCRAFT

TABLE 2

LOCATION OF AIRCRAFT INVENTORY AND PLANNED OPERATING ASSIGNMENTS

DECLASSIFIED

BY COMMAND AND UNIT

LANT UNIT	LOCATION	MODEL	INVENTORY STATUS	INVENTORY NO. ON BOARD POOL	INVENTORY NO. ON BOARD OPERATING	PLANNED OPERATING ASSIGNMENTS 30 JUN 1961	PLANNED OPERATING ASSIGNMENTS 30 SEP 1961	PLANNED OPERATING ASSIGNMENTS 31 DEC 1961	PLANNED OPERATING ASSIGNMENTS 31 MAR 1962
HU 2 DET 36	ABD RANDOLPH	HUP 3	A2		1				
				*	1*				
DET 41	ABD INDEPEND	HUP 3	A2		2				
				*	2*				
DET 42	ABD FORRESTL	HUP 3	A2		2				
				*	2*				
DET 44	ABD SHANGRLA	HUP 3	A2		2				
				*	2*				
DET 45	ABD ESSEX	HUP 3	A2		1				
				*	1*				
HU 4	LAKEHURST	HRS 3	A1			8	8	8	8
		HRS 3	A2		7				
		HRS 3	H5	1					
		HRS 3	H6	2					
		HUS 1A	A1			2	2	2	2
		HUL 1	A1			6	6	6	6
		HUL 1	A2		3				
		HUP 3	A1			3	5	5	6
		HTL 7	A1			6	6	6	4
		HTL 7	A2		4				
				3*	14*	25	27	27	26
DET 71	ABD EDISTO	HRS 3	A2		1				
		HTL 7	A2		1				
				*	2*				
DET 73	ABD EASTWIND	HRS 3	A2		1				
		HTL 7	A2		1				
				*	2*				
DET 76	ABD TANNER	HRS 3	A2		1				
		HTL 7	A2		1				
				*	2*				
DET 92	ABD POCONO	HRS 3	A2		1				
				*	1*				
DET 93	ABD TACONIC	HUL 1	A2		1				
				*	1*				
DET 85	ABD ALTAIR	HUS 1A	A2		1				
				*	1*				
DET 86	ABD LST 1160	HRS 3	A2		1				
				*	1*				
DET 97	ABD OBSER IS	HRS 3	A2		1				
				*	1*				
DET 83	ABD LINDENWD	HUL 1	A2		1				
				*	1*				
DET 91	ABD RUSHMORE	HUL 1	A2		1				
				*	1*				
FLEET TACTICAL SUPPORT SQDNS									
VR 1	PTXNT RIVER	R6D 1	A2		2	2	2	2	2
		R6D 1Z	A2		4	4	4	4	4
		R5D Z	A2			1	1	1	1
		R5D 2Z	A2		1				
		R4Y 1	A2		8	8	8	8	8
				*	15*	15	15	15	15
VR 24	PORT LYAUTEY	R5D 5	A2		6	6	6	6	6
		R4Q 2	A2		4	4	4	4	4
		TF 1	A2			8	8	8	8
				*	10*	18	18	18	18
DET	NAPLES	TF 1	A2		8				
		TF 1	G6	1					
				1*	8*				
VRC 40	NORFOLK	TF 1	A2		10	10	10	10	10
		TF 1	B	1					
				1*	10*	10	10	10	10
MARINE HEADQUARTERS SQDNS									
MARS MWSG 27	CHERRY POINT	A4D 2	B	5					
		A4D 2	D5	1					
		AD 5	A1		1				
		AD 5	A2		1	2			
		R5D 2 3	A2			1	1	1	1
		R5D 5	A2		1	1	1	1	1
		R5D 3	A2		1				
		R4D 8	A2		3	2	2	2	2
		R4D 5 6	A2			1	1	1	1
		F9F 8T	A6		3	8	8	8	8
		F9F 8T	D5	1					
		T 28B	A2						2
				7*	10*	15	13	13	15
H&MS 14	CHERRY POINT	R4D 5 6	A2			1	1	1	1
		R4D 6	A2		1				
		F9F 8T	A2		2	2	2	2	2
		F9F 8T	D5	1					
				1*	3*	3	3	3	3
H&MS 24	CHERRY POINT	R4D 8	A2			1	1	1	1
		R4D 6	A2		1				
		F9F 8T	A2		2	3	3	3	3
		F9F 8T	D5	1					
				1*	3*	4	4	4	4
H&MS 26	NEW RIV JAX	R4D 8	A2		1	1	1	1	1
		HUS 1	A1		3				
				*	4*	1	1	1	1
H&MS 32	CHERRY POINT	R4D 5 6	A2			1	1	1	1
		R4D 6	A2		1				
		F9F 8T	A2		2	3	3	3	3
		F9F 8T	D5	1					
				1*	3*	4	4	4	4
MARINE FIGHTER SQDNS									
VMF 122	BEAUFORT	F8U 1	A1		17	20	20	20	
		F8U 1	D5	5					
		F8U 2N	A1						16
				5*	17*	20	20	20	16
VMF 235	GTMO BAY	F8U 1	A1		9				
		F8U 1	B	1					
		F8U 1E	A1		11	20	20	20	20
				1*	20*	20	20	20	20
VMF 251	BEAUFORT	F8U 1	A1		12	20	20	20	20
		F8U 1E	A1		6				
		F8U 1E	D5	4					
				4*	18*	20	20	20	20
VMF 333	BEAUFORT	F8U 2	A1		20	20	20	20	20
		F8U 2	D5	3					
				3*	20*	20	20	20	20
MARINE FIGHTER ALL WEATHER SQDNS									
VMFAW 114	CHERRY POINT	F4D 1	A1		13	20	20	20	20
		F4D 1	D5	2					
		F4D 1	G5	1					
		F4D 1	G6	1					
				4*	13*	20	20	20	20
VMFAW 531	CHERRY POINT	F4D 1	A1		21	20	20	20	20
		F4D 1	D5	3					
				3*	21*	20	20	20	20
MARINE ATTACK SQDNS									
VMA 224	CHERRY POINT	A4D 2	A1		20	20	20	20	20
		A4D 2	D5	3					
				3*	20*	20	20	20	20
VMA 225	ABD SHANGRLA	A4D 2N	A1		11	20	20	20	20
		A4D 2N	HF	1					
				1*	11*	20	20	20	20
SUB 1	CHERRY POINT	A4D 2	A1		3				
		A4D 2	D5	4					
				4*	3*				
VMA 242	CHERRY POINT	A4D 2	A1			20	20	20	20
		A4D 2N	A1		19				
		A4D 2N	G6	1					
				1*	19*	20	20	20	20
VMA 324	CHERRY POINT	A4D 2N	A1					20	20
				*	*			20	20
VMA 331	BEAUFORT	A4D 2	A1		22	20	20	20	20
		A4D 2	B	4					
		A4D 2	D5	1					
				5*	22*	20	20	20	20
VMA 332	CHERRY POINT	A4D 2N	A1		19	20	20		
		A4D 2N	D5	1					
				1*	19*	20	20		
VMA 533	CHERRY POINT	A4D 2	A1		20	20	20	20	20
		A4D 2	B	3					
				3*	20*	20	20	20	20
MARINE COMPOSITE PHOTOGRAPHIC SQDNS									
VMCJ 2	CHERRY POINT	F8U 1P	A1		9	9	9	9	9
		F8U 1P	B	2					
		F3D 2Q	A1		6	6	6	6	6
				2*	15*	15	15	15	15

[redacted]

[redacted]

DECLASSIFIED

TOTAL PROGRAM & NON-PROGRAM AIRCRAFT

TABLE 2

LOCATION OF AIRCRAFT INVENTORY AND PLANNED OPERATING ASSIGNMENTS

BY COMMAND AND UNIT

LANT UNIT	LOCATION	MODEL	INVENTORY STATUS	INVENTORY NO. ON BOARD POOL	INVENTORY NO. ON BOARD OPERATING	PLANNED OPERATING ASSIGNMENTS 30 JUN 1961	PLANNED OPERATING ASSIGNMENTS 30 SEP 1961	PLANNED OPERATING ASSIGNMENTS 31 DEC 1961	PLANNED OPERATING ASSIGNMENTS 31 MAR 1962
MARINE TRANSPORT SQDNS									
VMR/VMGR 252	CHERRY POINT	R4Q 2	A2		20	20	20	14	9
		R4Q 2	B	1					
		GV 1	A2					3	4
				1*	20*	20	20	17	13
VMR 353	CHERRY POINT	R4Q 2	A2		9	9	9	12	12
		R4Q 2	E3	1					
				1*	9*	9	9	12	12
MARINE HELICOPTER TRANSPORT SQDNS									
HMRL 162	NEW RIV JAX	HUS 1	A1				20	20	24
				*	*		20	20	24
HMRL 264	NEW RIV JAX	HUS 1	A1		14	20	20	20	20
				*	14*	20	20	20	20
SUB 1	ABD LSD 34	HUS 1	A1		6				
				*	6*				
HMRL 261	NEW RIV JAX	HUS 1	A1		17	20			
				*	17*	20			
HMRL 262	NEW RIV JAX	HUS 1	A1		14	20	20	20	20
		HUS 1	G6	1					
				1*	14*	20	20	20	20
SUB 1	ABD LSD 15	HUS 1	A1		6				
				*	6*				
SUB 2	ABD LSD 32	HUS 1	A1		2				
				*	2*				
HMRL 263	NEW RIV JAX	HRS 3	A1		3				
		HRS 3	B	3					
		HUS 1	A1		19	20	20	20	20
				3*	22*	20	20	20	20
HMRM 461	ABD CHMPLAIN	HR2S 1	A1		14	14	14	14	14
				*	14*	14	14	14	14
MARINE OBSERVATION SQDNS									
VMO 1	NEW RIV JAX	OE 2	A1		6	5	5	5	5
		OE 1	A1		3	5	5	4	4
		OE 1	B	2					
		HOK 1	A1		9	9	9	9	9
		HOK 1	B	1					
				3*	18*	19	19	18	18
OPERATIONAL TEST AND EVALUATION FORCE									
VX 1	KEY WEST	S2F 3	A9		2	2	2	2	2
		S2F 2	A9			1	1	1	1
		S2F 2	G5	1					
		S2F 1	A9		1	1	1	1	1
		S2F 1S	A9		2				
		P2V 7S	A9		3	3	3	3	3
		P2V 7S	D5	1					
		P5M 2S	A9		1	1	1	1	1
		SNB 5	A6			1	1	1	1
		SNB 5	A9		1				
		HSS 2	A9			2	2	2	2
		HSS 1	A9		3				
		HSS 1N	A9			1	1	1	1
				2*	13*	12	12	12	12
VX 6	QUONSET PNT	P2V 7	A8		2	3	3	3	3
		R7V 1	A8		1	1	1	1	1
		R5D 2 3	A8			1			
		R5D 3	A8		1				
		C 130BL	A8		2	4	4	4	4
		C 130BL	D5	2					
		R4D 8	A8		1	3	3	3	3
		R4D 8	B	1					
		R4D 5	PB	1					
		UC 1	A8		1	5	5	5	5
		UC 1	B	3					
		HSS 1	A8		1				
		HUS 1A	A8		1	4	4	4	4
		HUS 1A	B	1					
		HUS 1A	FA	1					
		HUS 1A	Y	1					
				10*	10*	21	20	20	20
FLEET UTILITY AND DRONE CONTROL SQDNS									
VU 2	OCEANA	F8U 1	A8				8	10	10
		FJ 3	A8		4	6			
		FJ 3	B	2					
		FJ 3M	A8		6	4	2		
				2*	10*	10	10	10	10
DET A	QUONSET PNT	JD 1	A8		3	3	3	3	3
				*	3*	3	3	3	3
VU 4	OCEANA	FJ 3	A8		1				
		FJ 3M	A8		9	10	10	10	10
		FJ 3M	B	1					
		FJ 3M	D5	1					
		JD 1	A8		2	3	3	3	3
		JD 1	HF	1					
				3*	12*	13	13	13	13
VU 8	ROOSEVLT RDS	FJ 3D2	A1		6	7	7	7	7
		FJ 3D2	B	3					
		P2V 5FD	A2			2	2	2	2
		P2V 5FD	A8		2				
		T 28BD	A2		2	2	2	2	2
		HUS 1A	A2			1	1	1	1
		HUS 1A	A8		1				
		F9F 6K2	A8		6				
		F9F 6K2	B	1					
		F9F 6K	A8		4				
				4*	21*	12	12	12	12
VU 10	GTMO BAY	F8U 1	A1						7
		FJ 3	A8		1				
		FJ 3M	A8		6	7	7	7	
		FJ 3M	B	2					
		FJ 3M	D5	1					
		JD 1	A8		3	5	5	5	5
				3*	10*	12	12	12	12
DET	JACKSONVILLE	JD 1	A8		2				
				*	2*				
FLEET BASES OVERSEAS									
NAVSTA	ARGENTIA	R5D 2 3	A2				1	1	1
		R5D 5	A2		1	2	1	1	1
		UF 1 1T	A2			1	1	1	1
		UF 1	A2		1				
		SNB 5	A2		1				
		SNB 5	A6			1	1	1	1
		HRS 3	A2		1				
		HUS 1A	A2		1	2	2	2	2
				*	5*	6	6	6	6
NAVSTA	BERMUDA	UF 2	A2		1	1	1	1	1
				*	1*	1	1	1	1
NAF W MALLING	KENT	R4D 8	A2		2	2	2	2	2
		R4D 5 6	A2			1	1	1	1
		R4D 5	A2		1				
		R4Y 1	A2		1	1	1	1	1
		SNB 5	A6		3	3	3	3	3
				*	7*	7	7	7	7
NAF	NAPLES	F8U 1	I9	1					
		AD 6	G6	1					
		AD 5	A2		1	4	4	4	4
		R5D Z	A2			1	1	1	1
		R5D 3Z	A2		1				
		R4D 8	A2		1	2	2	2	2
		R4D 8	A8		1				
		R4Y 1	A2		1	1	1	1	1
		SNB 5	A6		7	7	5	5	5
		HUP 3	A2			1	1	1	1
		HUP 2	A8		1				
				2*	13*	16	14	14	14
NAF	SIGONELLA	R4D 8	A2		1	1	1	1	1
		UF 2	A2		1	1	1	1	1
		SNB 5	A2		1				
		SNB 5	A6			1	1	1	1
				*	3*	3	3	3	3
NAF	LAJES	UF 2	A2		1	1	1	1	1
				*	1*	1	1	1	1
NAVSTA	KEFLAVIK	R7V 1	A2			1	1	1	1
		R5D 5	A2		1	1	1	1	1
		R4D 5 6	A2				4	4	4
				*	1*	2	6	6	6
HDQTRS CMEF	DHAHRAN AFB	R5D Z	A2			1	1	1	1
		R5D 1Z	A8		1				
				*	1*	1	1	1	1
NAS	PORT LYAUTEY	R4D 5 6	A2			1	1	1	1
		R4D 6	A8		1				
		UF 2	A2		1	1	1	1	1
		SNB 5	A6		2	2	2	2	2
		HUP 3	A2			1	1	1	1
		HUP 3	A8		1				
				*	5*	5	5	5	5
NAVSTA	ROTA	F8U 2	B	1					
		F8U 2	H5	3					
		F3H 2	B	1					
		F3H 2	H5	1					
		F4D 1	H5	3					
		F8U 1P	H5	1					
		A4D 2	H5	3					
		A4D 2N	H5	2					
		AD 6	B	2					
		AD 5Q	B	1					
		R4D 8	A2		1	1	1	1	1
		R4D 5 6	A2			1	1	1	1
		R4D 6	A2		1				
		SNB 5	A6		3	3	3	3	3
		HUP 3	A2		1	1	1	1	1
				18*	6*	6	6	6	6
FIFTH NAVAL DISTRICT									
NAS OCEANA	OCEANA	F8U 1	B	4					
				4*	*				

[redacted]

[redacted]

TABLE 2

TOTAL PROGRAM & NON-PROGRAM AIRCRAFT

LOCATION OF AIRCRAFT INVENTORY AND PLANNED OPERATING ASSIGNMENTS

BY COMMAND AND UNIT

DECLASSIFIED

LANT UNIT	LOCATION	MODEL	STATUS	INVENTORY NO. ON BOARD POOL	INVENTORY NO. ON BOARD OPERATING	PLANNED OPERATING ASSIGNMENTS 30 JUN 1961	30 SEP 1961	31 DEC 1961	31 MAR 1962
SIXTH NAVAL DISTRICT									
NAS JAX	JACKSONVILLE	F4D 1	D5	2					
		HSS 1	H4	2					
		HSS 1NX	G4	2					
				6*	*				
TENTH NAVAL DISTRICT									
NAVSTA	TRINIDAD	UF 2	A2			1	1	1	1
		UF 1	A8		1				
				*	1*	1	1	1	1
NAS GTMO BAY	GTMO BAY	R4D 5 6	A2			1	1	1	1
		R4D 6	A2		1				
		R4D 6	A8		1				
		UF 2	A2		1	2	2	2	2
		UF 1	A2		1				
		SNB 5	A6		1	1	1	1	1
		T 34B	A8		1	1	1	1	1
		HRS 3	A2		2	4	4	4	8
				*	8*	9	9	9	9
NAVSTA	ROOSEVLT RDS	R4D 8	A2		2	2	2	2	2
		UF 1 1T	A2			2	2	2	2
		UF 1	A8		2				
		SNB 5	A6		1	1	1	1	1
		HRS 3	A2		1	1	1	1	1
				*	6*	6	6	6	6
FIFTEENTH NAVAL DISTRICT									
COM FIFTEEN	PANAMA	R4Y 1	A2		1				
		R4Y 1	A8			1	1	1	1
				*	1*	1	1	1	1
CV AND AV UTILITY AIRCRAFT									
CVS 9 ESSEX	QUONSET PNT	TF 1	A2		1	1	1	1	1
				*	1*	1	1	1	1
CVA 11 INTREPD	NORFOLK	TF 1	A2		1	1	1	1	1
		TF 1	D5	1					
				1*	1*	1	1	1	1
CVS15 RANDOLPH	NORFOLK	TF 1	A2		1	1	1	1	1
				*	1*	1	1	1	1
LPH 4 BOXER	NORFOLK	HTL 4	A2			1			
				*	*	1			
CVS 36 ANTETAM	PENSACOLA	TF 1	A2			1	1	1	1
		TF 1	A6		1				
				*	1*	1	1	1	1
CVS 39 CHMPLAN	QUONSET PNT	TF 1	A2		1	1	1	1	1
				*	1*	1	1	1	1
CVA 38 SHANGRL	MAYPORT	TF 1	A2		1	1	1	1	1
				*	1*	1	1	1	1
CVA 42 FDR	MAYPORT	AD 5	A8		1				
		TF 1	A2			1	1	1	1
		TF 1	A8		1				
				*	2*	1	1	1	1
CVA 59 FORSTAL	NORFOLK	TF 1	A2		1	1	1	1	1
				*	1*	1	1	1	1
CVA 60 SARATOG	MAYPORT	TF 1	A2		1	1	1	1	1
		TF 1	D5	1					
				1*	1*	1	1	1	1
CVS 45 VALYFRG	NORFOLK	TF 1	A2		1				
				*	1*				
CVS 18 WASP	BOSTON	TF 1	A2		1	1	1	1	1
				*	1*	1	1	1	1
CVA 62 INDPEND	NORFOLK	TF 1	A2		1	1	1	1	1
		TF 1	D5	1					
				1*	1*	1	1	1	1
CVA 63 KITTYHW	CAMDEN	TF 1	A2			1	1		
		TF 1	G6	1					
				1*	*	1	1		
CVA 64 CONSTEL	NEW YORK	TF 1	A2			1	1	1	
		TF 1	A8		1				
				*	1*	1	1	1	
CVA 65 ENTERPR	NORFOLK	TF 1	A2			1	1	1	1
				*	*	1	1	1	1
AIR FMF & FORCE AVIATION HDQTR SQDNS									
HS FMFLNT	NORFOLK	R5D 5R	A2		1	1	1	1	1
		R4Y 1	A2		1	1	1	1	1
		F9F 8T	A6		2	2	2	2	2
		F9F 8T	D5	1					
		SNB 5	A6		2	2	2	2	2
				1*	6*	6	6	6	6

LANT UNIT	LOCATION	MODEL	STATUS	INVENTORY NO. ON BOARD POOL	INVENTORY NO. ON BOARD OPERATING	PLANNED OPERATING ASSIGNMENTS 30 JUN 1961	30 SEP 1961	31 DEC 1961	31 MAR 1962
MARINE FLEET TRAINING SQDNS									
VMT 1	CHERRY POINT	F9F 8T	A2		20				
		F9F 8T	A4			20	20	20	20
		F9F 8T	D5	1					
				1*	20*	20	20	20	20
NAVAL ATTACHES AND MISSIONS LANT									
ATT ATHENS	GREECE	UF 2	A2			1	1	1	1
		UF 2	A8		1				
				*	1*	1	1	1	1
ATT CAIRO	EGYPT	R4D 5 6	A8			1	1	1	1
		R4D 6	A8		1				
				*	1*	1	1	1	1
ATT MEXICO CTY	MEXICO	R4D 5 6	A8			1	1	1	1
		R4D 6	A8		1				
				*	1*	1	1	1	1
ATT NEW DELHI	INDIA	R4D 5 6	A8			1	1	1	1
		R4D 6	A8		1				
				*	1*	1	1	1	1
ATT OSLO	NORWAY	UF 2	A2			1	1	1	1
		UF 2	A6		1				
				*	1*	1	1	1	1
ATT PRETORIA	SO AFRICA	R4D 5 6	A8			1	1	1	1
		R4D 6	A8		1				
				*	1*	1	1	1	1
ATT TEHRAN	IRAN	R4D 5 6	A8			1	1	1	1
		R4D 6	A8		1				
				*	1*	1	1	1	1
MISSION ANKARA	TURKEY	R4D 5 6	A8			1	1	1	1
		R4D 5	A2		1				
				*	1*	1	1	1	1
MISSION BOGOTA	COLOMBIA	R4D 5 6	A8			1	1	1	1
		R4D 5	A8		1				
				*	1*	1	1	1	1
MISSION PTAUPR	HAITI	HRS 3	A8		1	1	1	1	1
				*	1*	1	1	1	1
MISSION LIMA	PERU	R4D 5 6	A8			1	1	1	1
		R4D 5	A2		1				
				*	1*	1	1	1	1
MISSION QUITO	ECUADOR	R4D 5 6	A8			1	1	1	1
		R4D 6	A8		1				
				*	1*	1	1	1	1
MISSION RIO DJ	BRAZIL	R4D 6R	A8		1	1	1	1	1
				*	1*	1	1	1	1
MISSION VLPRSO	CHILE	R4D 5 6	A8			1	1	1	1
		R4D 6	A8		1				
				*	1*	1	1	1	1
MISSION CARACA	VENZUELA	SNB 5	A6		1				
		SNB 5	A8			1	1	1	1
				*	1*	1	1	1	1
NAV ADV GROUP	BUENOS AIR	R4D 5 6	A8			1	1	1	1
		R4D 5	A8		1				
				*	1*	1	1	1	1
TOTAL				305	1954	1971	1943	1948	1935
PROGRAM				301	1944	1971	1943	1948	1935
NON PROGRAM #				4	10	-	-	-	-

See Glossary. Operating includes aircraft reported in "A" number status. Pool includes aircraft reported in other than "A" status.

[redacted]

[redacted]

TOTAL PROGRAM & NON-PROGRAM AIRCRAFT

TABLE 2

LOCATION OF AIRCRAFT INVENTORY AND PLANNED OPERATING ASSIGNMENTS

BY COMMAND AND UNIT

DECLASSIFIED

PAC UNIT	LOCATION	MODEL	INVENTORY STATUS	INVENTORY NO. ON BOARD POOL	INVENTORY NO. ON BOARD OPERATING	PLANNED OPERATING ASSIGNMENTS 30 JUN 1961	30 SEP 1961	31 DEC 1961	31 MAR 1962
CARRIER AIR GROUPS									
CVG 2									
VA 23	ABD MIDWAY	A4D 2	A1		9	12	12	12	12
		A4D 2	G5	2					
				2*	9*	12	12	12	12
VF 24	ATSUGI	F8U 2	A1		14	14	14	14	14
				*	14*	14	14	14	14
VA 22	ABD MIDWAY	A4D 2	A1		12	12	12		
		A4D 2N	A1					12	12
				*	12*	12	12	12	12
VF 21	ABD MIDWAY	F3H 2	A1		12	14	14	14	14
		F3H 2	G6	1					
				1*	12*	14	14	14	14
VA 25	ABD MIDWAY	AD 7	A1		12	12	12	12	12
				*	12*	12	12	12	12
VAH 8	ABD MIDWAY	A3D 2	A1		8	9	9	9	9
		A3D 2	G6	1					
				1*	8*	9	9	9	9
CVG 5									
VF 51	MIRAMAR	F8U 1	A1		13	14	14	14	
		F8U 1	G5	1					
		F8U 2N	A1						14
				1*	13*	14	14	14	14
VA 52	MIRAMAR	AD 6	A1		11	12	12	12	12
		AD 6	G5	1					
		AD 6	HF	1					
				2*	11*	12	12	12	12
VF 53	MIRAMAR	F3H 2	A1		13	14	14		
		F3H 2	G5	2					
		F4H 1	A1					14	14
				2*	13*	14	14	14	14
VA 55	MIRAMAR	A4D 2	A1		7	12	12	12	
		A4D 2	G5	5					
		A4D 2	HF	1					
		A4D 2N	A1						12
				6*	7*	12	12	12	12
VA 56	MIRAMAR	A4D 2	A1		16	12	12*	12	12
				*	16*	12	12	12	12
VAH 4	WHDBY ISLAND	A3D 2	A1		8	12	9	9	9
		A3D 2	D5	3					
		A3D 2	G5	3					
				6*	8*	12	9	9	9
CVG 9									
VF 91	ALAMEDA	F8U 2	A1		12	14	14	14	14
		F8U 2	D5	4					
				4*	12*	14	14	14	14
VF 92	ALAMEDA	F3H 2	A1		11	14	14	14	14
		F3H 2	D5	3					
				3*	11*	14	14	14	14
VA 93	ALAMEDA	A4D 2N	A1		12	12	12	12	12
		A4D 2N	B	1					
				1*	12*	12	12	12	12
VA 94	ALAMEDA	A4D 2	B	1					
		A4D 2N	A1		10	12	12	12	12
		A4D 2N	B	1					
		A4D 2N	G6	1					
		A4D 2N	HF	1					
				4*	10*	12	12	12	12
VA 95	ALAMEDA	AD 7	A1		12	12	12	12	12
		AD 7	F1	4					
		AD 5	B	1					
				5*	12*	12	12	12	12
VAH 6	WHDBY ISLAND	A3D 2	A1		12	12	12	12	12
		A3D 2	B	1					
				1*	12*	12	12	12	12
VAH 10	WHDBY ISLAND	A3D 2	A1			2	5	5	11
				*	*	2	5	5	11
CVG 11									
VF 111	MIRAMAR	F8U 2N	A1		8	14	14	14	14
				*	8*	14	14	14	14
VA 112	MIRAMAR	A4D 2	D5	8					
		A4D 2N	A1		8	12	12	12	12
				8*	8*	12	12	12	12
VA 113	MIRAMAR	A4D 2	D5	9					
		A4D 2N	A1		9	12	12	12	12
				9*	9*	12	12	12	12
VF 114	MIRAMAR	F3H 2	A1		8	14		14	14
		F3H 2	D5	5					
		F4H 1	A1				14		
				5*	8*	14	14	14	14
VA 115	MIRAMAR	AD 7	A1		6				
		AD 6	A1		4	12	12	12	12
				*	10*	12	12	12	12
RCVG 12									
VF 121	MIRAMAR	F3H 2	A4		24	30	26	26	26
		F3H 2	D5	11					
		F4H 1	A4				3	3	3
		F4H 1F	A4		8	11	11	11	11
		F4H 1F	B	1					
		F9F 8T	A4		1				
		F9F 8T	A6			1	1	1	1
		F9F 8T	B	3					
		F3D 2T2	A1			8	5	5	5
		F3D 2T2	A4		8				
		F3D 2T2	B	2					
				17*	41*	50	46	46	46
VA 122	SAN DIEGO	AD 7	A1			10	10	10	10
		AD 7	A4		2				
		AD 6	A1			12	12	12	12
		AD 6	A4		17				
		AD 5	A4		2	2	2	2	
		T 28B	A4		8	8	8	8	8
				*	29*	32	32	32	30
VF 124	MOFFETT FLD	F8U 2	A4		9	10	10	10	10
		F8U 2	D5	1					
		F8U 1	A4		14	15	10	10	10
		F8U 1	D5	2					
		F8U 1E	A4		4	4			
		F8U 1E	D5	4					
		F8U 2N	A4		12	12	12	12	14
		F9F 8T	A4		26	26	26	26	26
		F9F 8T	D5	3					
				10*	65*	67	58	58	60
VA 125	MOFFETT FLD	A4D 2	A4						12
		A4D 2	B	4					
		A4D 2N	A4		20	17	17	17	17
		A4D 2N	D5	3					
		A4D 1	A4		9	15	15	15	15
		A4D 1	D5	1					
		A4D 1	EE	1					
		A4D 1	G6	3					
		AD 5	A4		2	2	2	2	2
				12*	31*	34	34	34	46
VA 126	MIRAMAR	A4D 2	A4				3	12	12
		A4D 1	A4		16	18	18	22	22
		A4D 1	B	6					
		A4D 1	D5	3					
		FJ 4B	A4		8	8	8		
		FJ 4B	B	3					
		FJ 4B	D5	2					
		F9F 8T	A4		21	23	23	23	23
		F9F 8T	D5	1					
				15*	45*	49	52	57	57
VAH 123	WHDBY ISLAND	A3D 2P	B	1					
		A3D 2T	A4		4				
		A3D 2T	A5			4	3	3	3
		A3D 2T	B	1					
		A3D 2T	D5	1					
		A3D 2	B	2					
		A3D 1	A4		7				
		A3D 1	A5			10	10	10	10
		A3D 1	D5	2					
		A3D 1	G6	3					
		F9F 8T	A4		4	4	4	4	4
		F9F 8T	B	1					
				11*	15*	18	17	17	17

[redacted]

[redacted]

TOTAL PROGRAM & NON-PROGRAM AIRCRAFT

TABLE 2

LOCATION OF AIRCRAFT INVENTORY AND PLANNED OPERATING ASSIGNMENTS

DECLASSIFIED

BY COMMAND AND UNIT

PAC UNIT	LOCATION	MODEL	INVENTORY: STATUS	INVENTORY: NO ON BOARD: POOL	INVENTORY: NO ON BOARD: OPERATING	PLANNED OPERATING ASSIGNMENTS: 30 JUN 1961	30 SEP 1961	31 DEC 1961	31 MAR 1962
CVG 14									
VF 141	MIRAMAR	F3H 2	A1		11	14	14	14	14
		F3H 2	G5	1					
				1*	11*	14	14	14	14
VF 142	MIRAMAR	F8U 2	A1		13	14			
		F8U 2	D5	4					
		F8U 2	HF	1					
		F8U 1	A1				14	14	
		F4H 1	A1						14
				5*	13*	14	14	14	14
VA 144	MIRAMAR	FJ 4B	A1		9	12	12	12	12
		FJ 4B	D5	5					
		FJ 4B	HF	1					
				6*	9*	12	12	12	12
VA 145	MIRAMAR	AD 6	A1		8	12	12	12	12
		AD 6	A2		1				
		AD 6	G5	2					
				2*	9*	12	12	12	12
VA 146	MIRAMAR	FJ 4B	A1		12	12	12	12	12
		FJ 4B	D5	3					
				3*	12*	12	12	12	12
VAH 4 E	ABD RICHARD	A3D 2	A1		3				
				*	3*				
VAH 13	WHDBY ISLAND	A3D 2	A1					12	12
				*	*			12	12
CVG 15									
VF 151	ABD CORALSEA	F3H 2	A1		12	14	14	14	14
				*	12*	14	14	14	14
VA 152	ABD CORALSEA	AD 6	A1		11	12	12	12	12
		AD 6	HF	1					
				1*	11*	12	12	12	12
VA 153	ABD CORALSEA	A4D 2	A1		12				
		A4D 2N	A1			12	12	12	12
				*	12*	12	12	12	12
VF 154	ABD CORALSEA	F8U 1E	A1		11	14			
		F8U 1E	HF	1					
		F8U 2N	A1				14	14	14
				1*	11*	14	14	14	14
VA 155	ABD CORALSEA	A4D 2	A1		12	12	12	12	12
				*	12*	12	12	12	12
VAH 2	ABD CORALSEA	A3D 2	A1		9	9	9	9	9
		A3D 2	G5	1					
				1*	9*	9	9	9	9
CVG 19									
VF 191	ABD RICHARD	F8U 1	A1		12	14	14		
		F8U 2N	A1					14	14
				*	12*	14	14	14	14
VA 192	ABD RICHARD	A4D 2N	A1		12	12	12	12	12
				*	12*	12	12	12	12
VF 193	ABD RICHARD	F3H 2	A1		10	14	14	14	14
		F3H 2	B	2					
				2*	10*	14	14	14	14
VA 195	ABD RICHARD	A4D 2N	A1		12	12	12	12	12
				*	12*	12	12	12	12
VA 196	ABD RICHARD	AD 6	A1		12	12	12	12	12
				*	12*	12	12	12	12
CVG 21									
VF 211	ABD LEXINGTN	F8U 1	A1		11	14	14	14	14
		F8U 1	G6	1					
				1*	11*	14	14	14	14
VA 212	ABD LEXINGTN	A4D 2	A1			12	12	12	12
		FJ 4B	A1		11				
		FJ 4B	HF	1					
				1*	11*	12	12	12	12
VF 213	ABD LEXINGTN	F3H 2	A1		11	14	14	14	14
		F3H 2	HF	1					
				1*	11*	14	14	14	14
VA 215	ABD LEXINGTN	AD 6	A1		12	12	12	12	12
				*	12*	12	12	12	12
VA 216	ABD LEXINGTN	FJ 4B	A1		11	12	12	12	12
				*	11*	12	12	12	12
VAH 4 E	ABD LEXINGTN	A3D 2	A1		3				
				*	3*				
COMPOSITE PHOTOGRAPHIC SQDNS									
VCP 61	AGANA	F8U 1P	A1		8	12			
		F8U 1P	D5	3					
		A3D 2P	A1		6	6	5	5	5
		A3D 2P	D5	1					
		F9F 8T	A1			2	2	2	2
		F9F 8T	A4		1				
		F9F 8T	F5	1					
				5*	15*	20	7	7	7
DET D	ABD CORALSEA	F8U 1P	A1		3				
				*	3*				
VCP 63	MIRAMAR	F8U 1P	A1		14	20	32	32	32
		F8U 1P	D5	4					
		A3D 2P	A1		3	3	3	3	3
		A3D 2P	D5	1					
		F9F 8T	B	1					
		F9F 8T	D5	1					
				7*	17*	23	35	35	35
DET A	ABD MIDWAY	F8U 1P	A1		3				
				*	3*				
DET L	ATSUGI	F8U 1P	A1		3				
				*	3*				
AIR EARLY WARNING SQDNS									
VAW 11	SAN DIEGO	AD 5Q	A1		6	8	4		
		TF 1Q	A1		1	2			
		TF 1Q	D5	1					
		WF 2	A1		11	17	31	32	32
		WF 2	B	2					
		WF 2	D5	4					
		AD 5W	A1		11	19	17	16	16
				7*	29*	46	52	48	48
DET A	ATSUGI	WF 2	A1		3				
				*	3*				
DET E	ABD RICHARD	AD 5Q	A1		2				
		WF 2	A1		3				
				*	5*				
DET Q	ABD BENINGTN	AD 5W	A1		4				
				*	4*				
DET R	ABD KEARSGE	AD 5W	A1		6				
				*	6*				
VAW 13	AGANA	AD 5Q	A1		8	8	12	16	16
		TF 1Q	A1				2	2	2
		WF 2	A1		5	12			
		WF 2	B	1					
				1*	13*	20	14	18	18
DET D	ABD CORALSEA	WF 2	A1		3				
				*	3*				
INTERCEPTOR SQDN									
VFAW 3	SAN DIEGO	F4D 1	A1		25	25	25	25	25
		F4D 1	D5	3					
		F4D 1	G5	2					
				5*	25*	25	25	25	25
FLEET AIR RECONNAISSANCE SQDNS									
VQ 1	ATSUGI	A3D 2Q	A1		7	8	8	8	8
		A3D 2Q	D5	1					
		A3D 2Q	G5	1					
		WV 2Q	A1		3	3	3	3	3
		WV 2Q	B	1					
		F9F 8T	A4		1				
		F9F 8T	A6			1	1	1	1
				3*	11*	12	12	12	12
CARRIER ANTI SUBMARINE GROUPS									
CVSG 53									
VS 21	ABD KEARSGE	S2F 3	A1					3	3
		S2F 1	A1		2	10	10	7	7
		S2F 1S	A1		8				
		S2F 1S	G5	1					
				1*	10*	10	10	10	10
VS 29	ABD KEARSGE	S2F 3	A1					2	3
		S2F 1	A1		2	10	10	8	7
		S2F 1S	A1		8				
		S2F 1S	G5	1					
				1*	10*	10	10	10	10
HS 6	ABD KEARSGE	HSS 2	A1				1	7	11
		HSS 1	A1		10	10			
		HSS 1N	A1		6	6	15	9	5
				*	16*	16	16	16	16

[redacted]

[redacted]

DECLASSIFIED

TOTAL PROGRAM & NON-PROGRAM AIRCRAFT

TABLE 2 — LOCATION OF AIRCRAFT INVENTORY AND PLANNED OPERATING ASSIGNMENTS

BY COMMAND AND UNIT

PAC UNIT	LOCATION	MODEL	INVENTORY STATUS	INVENTORY NO. ON BOARD POOL	INVENTORY NO. ON BOARD OPERATING	PLANNED OPERATING ASSIGNMENTS 30 JUN 1961	30 SEP 1961	31 DEC 1961	31 MAR 1962
CVSG 59									
VS 33	ABD BENINGTN	S2F 1	A1		4	10	10	10	10
		S2F 1S	A1		7				
				*	11*	10	10	10	10
VS 38	ABD BENINGTN	S2F 1	A1		3	10	10	10	10
		S2F 1S	A1		8				
				*	11*	10	10	10	10
HS 8	ABD BENINGTN	HSS 1	A1		13	10			
		HSS 1N	A1		6		16	16	16
				*	13*	16	16	16	16
CVSG 55									
VS 23	LOS ALAMITOS	S2F 1	A1		6	10	10	10	10
		S2F 1S	A1		4				
		S2F 1S	D5	1					
				1*	10*	10	10	10	10
VS 25	LOS ALAMITOS	S2F 1	A1		5	10	10	10	10
		S2F 1	HF	1					
		S2F 1S	A1		5				
				1*	10*	10	10	10	10
HS 4	REAM FIELD	HSS 1N	A1		16	16	16	16	16
		HSS 1NX	G4	2					
				2*	16*	16	16	16	16
CVSG 57									
VS 35	LOS ALAMITOS	S2F 3	A1			5	9	10	10
		S2F 1	A1		7	5	1		
		S2F 1S	A1		2				
		S2F 1S	D5	3					
		S2F 1S1	A1		1				
				3*	10*	10	10	10	10
VS 37	LOS ALAMITOS	S2F 3	A1		1	5	9	10	10
		S2F 1	A1		5	5	1		
		S2F 1	B	1					
		S2F 1	D5	2					
		S2F 1S	A1		3				
		S2F 1S	D5	2					
				5*	9*	10	10	10	10
HS 2	REAM FIELD	HSS 2	A1				16	16	16
		HSS 1	A1		6	6			
		HSS 1	G5	1					
		HSS 1N	A1		2	10			
		HSS 1NX	A1		1				
		HSS 1NX	G4	2					
				3*	9*	16	16	16	16
RCVSG 51									
VS 41	SAN DIEGO	S2F 3	A1		2	2	2	2	2
		S2F 2	A1		1				
		S2F 1	A1		7	7	7	7	7
		S2F 1S	A1		1				
		S2F 1S1	A1		1				
				*	12*	9	9	9	9
HS 10	REAM FIELD	HSS 2	A1				2	2	3
		HSS 1	A1		5	2			
		HSS 1N	A1		2	5	5	5	4
		HSS 1NX	B	1					
		HSS 1NX	G4	3					
				4*	7*	7	7	7	7
PATROL SQDNS LAND PLANE									
VP 1	KODIAK	P2V 7S	A1		11	11	11	11	11
		P2V 7S	B	1					
		P2V 7S	HF	1					
				2*	11*	11	11	11	11
VP 2	WHDBY ISLAND	P2V 7S	A1		11	11	11	11	11
		P2V 7S	B	1					
		P2V 7S	D5	1					
				2*	11*	11	11	11	11
VP 4	NAHA	P2V 5FS	A1		12	11	11	11	11
		P2V 5FS	B	1					
				1*	12*	11	11	11	11
VP 6	BARBERS PNT	P2V 5FS	A1		11	11	11	11	11
		P2V 5FS	B	2					
				2*	11*	11	11	11	11
VP 9	ALAMEDA	P2V 7S	A1		11	11	11	11	11
		P2V 7S	D5	1					
				1*	11*	11	11	11	11
VP 17	WHDBY ISLAND	P2V 7S	A1		11	11	11	11	11
		P2V 7S	B	1					
				1*	11*	11	11	11	11
VP 19	ALAMEDA	P2V 7S	A1		11	11	11	11	11
		P2V 7S	D5	4					
				4*	11*	11	11	11	11
VP 22	IWAKUNI	P2V 5FS	A1		11	11	11	11	11
		P2V 5FS	G6	1					
				1*	11*	11	11	11	11
VP 28	BARBERS PNT	P2V 5FS	A1		11	11	11	11	11
		P2V 5FS	E5	1					
				1*	11*	11	11	11	11
VP 46	SAN DIEGO	P2V 5FS	A1		4	11	11	11	11
		P5M 1S	A1		5				
				*	9*	11	11	11	11
PATROL SQDNS SEA PLANE									
VP 40	SANGLEY PNT	P5M 2S	A1		9	11	11	11	11
		P5M 1	A1		2				
				*	11*	11	11	11	11
VP 42	SAN DIEGO	P5M 2S	A1		8	6	6	6	6
		P5M 1	A1		1				
		P5M 1S	A1			5	5	5	5
				*	9*	11	11	11	11
VP 47	WHDBY ISLAND	P5M 2S	A1		6	11	11	11	11
		P5M 2S	G6	1					
				1*	6*	11	11	11	11
VP 48	SAN DIEGO	P5M 2S	A1		8	6	5	5	5
		P5M 1S	A1			5	6	6	6
				*	8*	11	11	11	11
VP 50	IWAKUNI	P5M 2S	A1		9	11	11	11	11
		P5M 2S	G5	1					
		P5M 2S	HF	1					
				2*	9*	11	11	11	11
REPLACEMENT PATROL SQUADRON									
VP 31	SAN DIEGO	P2V 7S	A1		6	5	5	5	5
		P2V 5FS	A1		5	5	5	5	5
		P5M 2S	A1		2				
		P5M 2S	A4			5	5	5	5
		P5M 1	A1		2				
		R5D 5Z	A2			1	1	1	1
		R5D 5Z	A8		1				
		R5D 2Z	A8		1				
				*	17*	16	16	16	16
FLEET AIR EARLY WARNING SQDNS									
VW 1	AGANA	WV 2	A2		9	9	6	6	6
		R7V 1	A5		1				
				*	10*	9	6	6	6
BARRIER SQUADRONS DISTANT WARNING									
AEWBARRONPAC	BARBERS PNT	WV 2	A2		22	25	25	25	25
		WV 2	D6	9					
		R7V 1	A5		4	5	5	5	5
		R7V 1	D6	1					
				10*	26*	30	30	30	30
HELICOPTER UTILITY SQDNS									
HU 1	REAM FIELD	HRS 3	A1			6	5	5	5
		HRS 3	A2		4				
		HU2K 1	A2				8	13	14
		HUS 1A	A2		3	3	3	2	2
		HUL 1	A2		5	6	6	6	6
		HUP 3	A2		14		12	9	7
		HUP 2	A2		2	6	3	3	1
		HTL 7	A2		1				
		HTL 7	A4			2	2	2	2
				*	29*	23	39	40	37
DET 1	ATSUGI	HUP 3	A2		2	2	2	2	2
		HUP 2	A2		1				
				*	3*	2	2	2	2
UNT A	ABD MIDWAY	HUP 3	A2		2	2			
				*	2*	2			
UNT B	ABD TICNDRGA	HUP 3	A2			2	2		
				*	*	2	2		
UNT D	ABD CORALSEA	HUP 3	A2					2	2
		HUP 2	A2		2				
				*	2*			2	2

[redacted]

[redacted]

TABLE 2

TOTAL PROGRAM & NON-PROGRAM AIRCRAFT

LOCATION OF AIRCRAFT INVENTORY AND PLANNED OPERATING ASSIGNMENTS

BY COMMAND AND UNIT

DECLASSIFIED

PAC UNIT	LOCATION	MODEL	STATUS	INVENTORY NO. ON BOARD POOL	INVENTORY NO. ON BOARD OPERATING	PLANNED OPERATING ASSIGNMENTS 30 JUN 1961	30 SEP 1961	31 DEC 1961	31 MAR 1962
HU 1 D 1 UNT E	ABD RICHARD	HUP 3	A2		2				2
				*	2*				2
UNT L	ABD LEXINGTN	HUP 3	A2		1			2	2
		HUP 2	A2		1				
				*	2*			2	2
UNT M	ABD RANGER	HUP 3	A2				2	2	
				*	*		2	2	
UNIT 2 61	ABD ESTES	HUL 1	A2		1				
				*	1*				
UNT 3	ABD CARTER H	HUP 2	A2		1	1			
				*	1*	1			
UNT 4	ABD MAURY	HUS 1	A2		1				
				*	1*				
UNT 5	ABD ST PAUL	HUP 2	A2		1	1			
				*	1*	1			
FLEET TACTICAL SUPPORT SQDNS									
VR 21	BARBERS PNT	R6D 1	A2		10	12	12	12	12
		R6D 1Z	A2		2	2	2	2	2
		R5D 2Z	A2		1	1	1	1	1
				*	13*	15	15	15	15
DET	ALAMEDA	R4Y 1	A2		2	4	4	4	4
		TF 1	A2		3	4	4	4	4
		TF 1	D5	1					
				1*	5*	8	8	8	8
DET	ATSUGI	R5D 2Z	A2		1	1	1	1	1
		TF 1	A8		4	4	4	4	4
		TF 1	D5	2					
				2*	7*	7	7	7	7
MARINE HEADQUARTERS SQDNS									
MARS 17	IWAKUNI	R5D 2 3	A2			2	2	2	2
		R5D 3	A2		1				
		R5D 3	D3	1					
		R5D 2	A2		1				
		R4D 8	A2		4	3	3	3	3
		F9F 8T	A6		3	5	5	5	5
		F9F 8T	D5	2					
		SNB 5	A4		2				
		SNB 5	A6			2	2	2	2
		SNB 5	B	1					
		HRS 3	A1			2	2	2	2
		HRS 3	A2		2				
				4*	13*	14	14	14	14
H&MS 11	ATSUGI	F8U 1E	G6	1					
		F4D 1	B	2					
		F4D 1	D5	5					
		R4D 8	A2		1	1	1	1	1
		F9F 8T	A2			2	2	2	2
		F9F 8T	A4		2				
		F9F 8T	D5	1					
				9*	3*	3	3	3	3
H&MS 12	CUBI PNT	R4D 8	A2		1	1	1	1	1
		F9F 8T	A2			2	2	2	2
		F9F 8T	A4		2				
		F9F 8T	D5	1					
				1*	3*	3	3	3	3
H&MS 13	KANEOHE	F8U 1	B	2					
		F8U 1	D5	1					
		F8U 1E	B	1					
		FJ 4B	B	3					
		FJ 4B	C9	1					
		FJ 4B	D5	1					
		R5D 4R	A2		1	1	1	1	1
		R4D 6	A2		1				
		F9F 8T	A2			3	3	3	3
		F9F 8T	A4		2				
		HRS 3	A1			3	3	3	3
				9*	4*	7	7	7	7
H&MS 15	EL TORO	A4D 2N	B	2					
		FJ 4B	B	9					
		FJ 4B	D5	2					
		R4D 5 6	A2			1	1	1	1
		R4D 5	A2		1				
		F9F 8T	A2			3	3	3	3
		F9F 8T	A4		2				
				13*	3*	4	4	4	4
H&MS 16	FUTEMA	R4D 8	A2		1	1	1	1	1
				*	1*	1	1	1	1
MARS 37	EL TORO	FJ 4B	B	7					
		FJ 4B	D5	1					
		R5D 2 3	A2			1	1	1	1
		R5D 5	A2		1	1	1	1	1
		R4D 8	A2		2	3	3	3	3
		R4D 5 6	A2			1	1	1	1
		R4D 6	B	1					
		R4D 5	A2		1				
		F9F 8T	A6		3	3	3	3	3
		F9F 8T	B	1					
		SNB 5	B	1					
				11*	7*	9	9	9	9
H&MS 33	EL TORO	R4D 5 6	A2			1	1	1	1
		R4D 6	A2		1				
		F9F 8T	A2			3	3	3	3
		F9F 8T	A4		3				
				*	4*	4	4	4	4
MARINE FIGHTER SQDNS									
VMF 232	KANEOHE	F8U 1E	A1		18	20	20	20	20
		F8U 1E	C9	1					
		F8U 1E	EN	1					
				2*	18*	20	20	20	20
VMF 312	CUBI PNT	F8U 1E	A1		19	20	20	20	20
		F8U 1E	B	1					
				1*	19*	20	20	20	20
VMF 323	EL TORO	F8U 2	A1				14	14	14
		F8U 1	A1		19	20			
		F8U 1	B	2					
		F8U 1	G6	2					
				4*	19*	20	14	14	14
VMF 451	EL TORO	F8U 2	A1		19	20	20	20	20
		F8U 2	D5	5					
				5*	19*	20	20	20	20
MARINE ALL WEATHER FIGHTER SQDNS									
VMFAW 115	ATSUGI	F4D 1	A1		17	20			
		F4D 1	D5	4					
		F4D 1	G6	1					
				5*	17*	20			
VMFAW 314	ATSUGI	F4D 1	A1		18	20	20	20	20
		F4D 1	D5	4					
				4*	18*	20	20	20	20
VMFAW 334	EL TORO	F8U 1	B	6					
		F8U 1	D5	1					
		F8U 2N	A1		20	20	20	20	20
				7*	20*	20	20	20	20
VMFAW 513	EL TORO	F4D 1	A1		18	20	20	20	20
		F4D 1	D5	2					
				2*	18*	20	20	20	20
VMFAW 531	ATSUGI	F4D 1	A1				20	20	20
				*	*		20	20	20
VMFAW 542	EL TORO	F4D 1	A1		17	20	20	20	20
		F4D 1	D5	2					
		F4D 1	EV	1					
				3*	17*	20	20	20	20
MARINE ATTACK SQDNS									
VMA 121	EL TORO	A4D 2N	A1		11	20	20	20	20
		A4D 2N	G5	5					
				5*	11*	20	20	20	20
VMA 211	EL TORO	A4D 2N	A1		18	20	20	20	20
		A4D 2N	B	1					
		A4D 2N	D5	2					
		A4D 2N	G5	2					
				5*	18*	20	20	20	20
VMA 212	CUBI PNT	A4D 2	A1				20	20	20
		FJ 4B	A1		20	20	20		
				*	20*	20	40	20	20
VMA 214	KANEOHE	A4D 2	A1						20
		FJ 4B	A1		17	20	20	20	
		FJ 4B	D5	1					
		FJ 4B	E5	2					
				3*	17*	20	20	20	20

[redacted]

[redacted]

DECLASSIFIED

TOTAL PROGRAM & NON-PROGRAM AIRCRAFT

TABLE 2

LOCATION OF AIRCRAFT INVENTORY AND PLANNED OPERATING ASSIGNMENTS

BY COMMAND AND UNIT

PAC UNIT	LOCATION	MODEL	INVENTORY STATUS	NO. ON BOARD POOL	NO. ON BOARD OPERATING	PLANNED OPERATING ASSIGNMENTS 30 JUN 1961	30 SEP 1961	31 DEC 1961	31 MAR 1962
VMA 223	EL TORO	A4D 2N	A1		12	20	20	20	20
		A4D 2N	G5	9					
		A4D 2N	HF	1					
				10*	12*	20	20	20	20
VMA 311	ABD MIDWAY	A4D 2	A1		20	20	20	20	20
		A4D 2	B	1					
		A4D 2	C9	4					
		A4D 2	D5	2					
				7*	20*	20	20	20	20
VMA 324	ATSUGI	A4D 2	A1		20	20	20	20	
		A4D 2	B	3					
				3*	20*	20	20	20	
VMA 332	IWAKUNI	A4D 2N	A1					20	20
				*	*			20	20
VMA 343	EL TORO	FJ 4B	A1			20	20	20	20
				*	*	20	20	20	20
MARINE COMPOSITE PHOTOGRAPHIC SQDNS									
VMCJ 1	CUBI PNT	F8U 1P	A1		6	6	6	6	6
		F8U 1P	B	1					
		F8U 1P	D5	2					
		F3D 2Q	A1		7	6	6	6	6
		F3D 2Q	D5	1					
				4*	13*	12	12	12	12
VMCJ 3	EL TORO	F8U 1P	A1		11	12	12	12	12
		F8U 1P	D5	3					
		F3D 2Q	A1		9	12	12	12	12
				3*	20*	24	24	24	24
MARINE TRANSPORT SQDNS									
VMR 253	IWAKUNI	R5D 2 3	A2			8	8	7	7
		R5D 3	A2		5				
		R5D 3	B	1					
		R5D 2	A2		3				
		R4Q 2	A2		8	8	8	8	8
		R4Q 2	B	1					
		R4Q 2	G6	1					
		GV 1	A2				2	2	
				3*	16*	16	16	17	17
VMGR 352	EL TORO	R5D 2 3	A2			5			
		R5D 3	A2		9				
		R4Q 2	A2			1	1	1	1
		GV 1	A2		4	8	9	10	10
				*	13*	14	10	11	11
MARINE HELICOPTER TRANSPORT SQDNS									
HMRL 161	FUTEMA	HUS 1	A1		23	15	15	15	15
				*	23*	15	15	15	15
HMRL 364	SANTA ANA	HUS 1	A1			10	15	20	20
				*	*	10	15	20	20
HMRL 162	ABD THETS BY	HUS 1	A1		24	24			
				*	24*	24			
HMRL 163	FUTEMA	HUS 1	A1		1	24	24	24	24
				*	1*	24	24	24	24
HMRL 261	FUTEMA	HUS 1	A1				24	24	24
				*	*		24	24	24
HMRL 361	SANTA ANA	HUS 1	A1		24	24	24	24	24
				*	24*	24	24	24	24
HMRL 362	FUTEMA	HUS 1	A1		22	24	24	24	24
				*	22*	24	24	24	24
HMRL 363	EL TORO	HRS 3	A1			10			
		HUS 1	A1		14	16	20	20	20
				*	14*	26	20	20	20
HMRM 462	SANTA ANA	HR2S 1	A1		12	13	13	13	13
				*	12*	13	13	13	13
MARINE OBSERVATION SQDNS									
VMO 2	SUKIRON	OE 1	A1			11	11	10	10
		OE 1	A2		10				
		HOK 1	A1			12	12	12	12
		HOK 1	A2		13				
				*	23*	23	23	22	22
VMO 6	CAMP PENDLET	OE 2	A1		10	10	10	8	8
		OE 2	B	1					
		HOK 1	A1		10	12	12	12	12
				1*	20*	22	22	20	20

PAC UNIT	LOCATION	MODEL	INVENTORY STATUS	NO. ON BOARD POOL	NO. ON BOARD OPERATING	PLANNED OPERATING ASSIGNMENTS 30 JUN 1961	30 SEP 1961	31 DEC 1961	31 MAR 1962
OPERATIONAL TEST AND EVALUATION FORCE									
VX 4	POINT MUGU	F8U 1	A9		2				
		F8U 2N	A4		1	2	2	2	4
		F8U 2N	A9		4				
		F3H 2	A4			1	1	1	
		F3H 2	A9		1				
		F3H 2	D5	1					
		F4H 1F	A9			4	4	4	4
		F4D 1	A1			1	1	1	1
		F4D 1	A9		1				
		A4D 2	A9		1	1	1	1	1
		A4D 1	A9		1				
		F9F 8T	A6			1	1	1	1
		F9F 8T	A9		1				
		SNB 5	A6		1	1	1	1	1
				1*	12*	11	11	11	12
VX 5	CHINA LAKE	A4D 2	A9		2	2	2	2	2
		A4D 2N	A9		4	4	4	4	4
		A4D 1	A9		1	1	1	1	1
		FJ 4B	A9		3	2	2	2	2
		A3D 2	A9		1				
		F9F 8T	A6		1	1	1	1	1
		SNB 5	A6		1	1	1	1	1
				*	13*	11	11	11	11
FLEET UTILITY AND DRONE CONTROL SQDNS									
VU 1	BARBERS PNT	FJ 4	A8		4	4	4	4	4
		FJ 4	B	1					
		F9F 6D	A8		1				
		FJ 3D	A1			6	6	6	6
		FJ 3D	A8		6				
		FJ 3D	B	1					
		FJ 3D	D5	1					
		FJ 3D	FE	2					
		FJ 3D2	A8		3	4	4	4	4
		FJ 3D2	D5	1					
		F9F 5KD	A1			3	3	3	3
		F9F 5KD	A8		3				
		AD 5	A2			5	5	5	2
		AD 5	A8		5				
		TV 2D	A2			3	3	3	3
		TV 2D	A8		3				
		SNB 5P	A8		1	1	1	1	1
		HUP 2	A2			2	2	2	2
		HUP 2	A8		2				
				6*	28*	28	28	28	25
VU 3	SAN DIEGO	FJ 3D2	A8		4	4	4	4	4
		FJ 3D2	D5	1					
		P2V 5FD	A8		1	1	1	1	1
		P2V 5FD	G5	1					
		JD 1D	A8		4	4	4	4	4
		JD 1D	B	1					
		F9F 8T	B	2					
				5*	9*	9	9	9	9
VU 5	ATSUGI	F8U 1	A8						3
		FJ 4	A8		4	5	5	5	5
		FJ 4	D5	1					
		JD 1	A8		4	5	5	5	5
		F9F 8T	HF	1					
		SNB 5P	A8		1	1	1	1	1
		HUS 1A	A2			2	1	1	1
				2*	9*	13	12	12	15
DET A	CUBI PNT	AD 5	A2			3	3	3	2
		AD 5	A8		3				
		JD 1	A8		1				
				*	4*	3	3	3	2
DET B	NAHA	FJ 3D2	A8		4	4	4	4	4
		FJ 3D2	D5	1					
		F9F 5KD	A1			2	2	2	2
		F9F 5KD	A8		2				
		F9F 5KD	B	2					
		P2V 5FD	A8		1	1	1	1	1
		P2V 5FD	B	1					
		SNB 5P	A8		1	1	1	1	1
		HUS 1A	A8		2				
				4*	10*	8	8	8	8
VU 7	SAN DIEGO	F8U 1	A8			6	12	16	18
		F8U 1	D5	2					
		FJ 4	A8		14	10	10	10	2
		FJ 4	D5	5					
		R4D 5 6	A8			1	1	1	1
		R4D 5	A8		1				
		JD 1	A8		10	10	10	10	10
		SNB 5P	A8		2	2	2	2	2
				7*	27*	29	35	39	33

[redacted]

[redacted]

TOTAL PROGRAM & NON-PROGRAM AIRCRAFT

TABLE 2

LOCATION OF AIRCRAFT INVENTORY AND PLANNED OPERATING ASSIGNMENTS

DECLASSIFIED

BY COMMAND AND UNIT

PAC UNIT	LOCATION	MODEL	STATUS	INVENTORY NO. ON BOARD POOL	INVENTORY NO. ON BOARD OPERATING	PLANNED OPERATING ASSIGNMENTS 30 JUN 1961	30 SEP 1961	31 DEC 1961	31 MAR 1962
FLEET BASES OVERSEAS									
NAS	AGANA	R5D 2 3	A2			1	1	1	1
		R5D 2	A2		1				
		R5D 2	G6	1					
		UF 2	A2		2	3	3		
		UF 1	A2		1			3	3
		SNB 5	A6		1	1	1	1	1
		SNB 5	B	1					
		HRS 3	A2		2	2	2	2	2
				2*	7*	7	7	7	7
NAS	ATSUGI	F8U 2	B	1					
		F8U 1	B	3					
		F8U 1	D5	1					
		F3H 2	B	5					
		F3D 2Q	FA	1					
		A4D 2	B	2					
		AD 7	B	1					
		AD 6	B	1					
		R5D 2 3	A2			1	1	1	1
		R5D 3	A2		1				
		UF 1	A2		2	3	3	3	3
		F9F 8T	A6		6	7	7	7	7
		F9F 8T	D5	1					
		SNB 5	A2		1				
		SNB 5	A6		5	6	6	6	5
		HRS 3	A1			2	2	2	2
		HRS 3	A2		2				
				16*	17*	19	19	19	18
FAWPRA	ATSUGI	F8U 2	D5	1					
		F8U 1	G6	2					
		F8U 1E	B	1					
		F3H 2	FE	1					
		A4D 2	B	2					
		A4D 2	D5	10					
		A4D 2	G6	2					
		FJ 4B	D5	1					
		FJ 4B	G6	1					
		OE 1	D1	1					
		R5D 3	D5	1					
		F9F 8T	B	2					
		F9F 8T	G6	1					
		SNB 5	B	1					
		SNB 5	D1	5					
		HOK 1	D1	1					
		HUS 1	D1	7					
		HUS 1	G6	2					
		HUK 1	B	1					
		HUK 1	D1	3					
		HUS 1A	D1	1					
		HUP 2	B	1					
		HUP 2	D1	1					
				51*	*				
NAS CUBI PNT	CUBI PNT	AD 7	B	1					
		AD 6	B	1					
		AD 6	FA	1					
		UF 2	A2			1	1	1	1
		UF 1	A2		1				
		F9F 8T	A6		1	2	2	2	2
		F9F 8T	D5	1					
		F9F 8T	FE	1					
		SNB 5	A6		3	3	3	3	2
		HUK 1	A2		2	2	2	2	2
				5*	7*	8	8	8	7
NAF	NAHA	UF 1	A2		2	2	2	2	2
		SNB 5	A6		3	3	3	3	3
				*	5*	5	5	5	5
NAVSTA	SANGLEY PNT	R5D 2 3	A2			1	1	1	1
		R5D 2	A8		1				
		R4D 5 6	A2			2	2	2	2
		R4D 6	A8		2				
		SNB 5	A6		1	1	1	1	1
		HUK 1	A2		1	1	1	1	1
				*	5*	5	5	5	5
COMUSTDC	TAIWAN	R4D 8Z	A2		1	1	1	1	1
				*	1*	1	1	1	1
DET A 7TH FLT	TAIWAN	TF 1	A8		1	1	1	1	1
				*	1*	1	1	1	1
COMNAVFORJAPAN	YOKOSUKA	R4D 8	A2		1	1	1	1	1
				*	1*	1	1	1	1
COMNAVFORKOREA	SEOUL	SNB 5	A8		2	2	2	2	2
				*	2*	2	2	2	2
NAVAL BASES AND NAVAL AIR STATIONS									
NAS WHDBY IS	WHDBY ISLAND	P2V 7S	B	6					
				6*	*				
NAS ALAMEDA	ALAMEDA	F8U 1	B	1					
		F8U 1	C9	1					
		F3D 2Q	C9	2					
		A4D 2	D5	1					
		A4D 2	E5	5					
		A4D 2	G6	1					
		A4D 2N	C9	2					
		AD 5	C9	2					
		R4D 6	C9	1					
		UF 2	C9	1					
		HRS 3	C9	3					
				20*	*				
NAS NORTH ISL	SAN DIEGO	F3H 2	D5	3					
		F3H 2	HF	1					
		AD 6	G6	1					
		P5M 2S	G6	1					
		P5M 1	B	1					
		TF 1	B	1					
				8*	*				
NAS MIRAMAR	MIRAMAR	F11F 1	B	1					
				1*	*				
NAS MOFFETT	MOFFETT FLD	F8U 1	B	8					
		F8U 1	D5	1					
				9*	*				
FOURTEENTH NAVAL DISTRICT									
PMRFAC	KWAJALEIN	UF 2	A2		5	5	5	5	5
				*	5*	5	5	5	5
NAF LITCHFLD	LITCHFLD PRK	A4D 2N	B	2					
		A4D 2N	G5	14					
				16*	*				
NAS 14 NAVDST	BARBERS PNT	P2V 5FS	B	1					
		P2V 5FS	E5	3					
		OE 1	C9	3					
		R5D 2 3	A2			1	1	1	1
		R5D 3	A2		1				
		R4D 8	A2		1	1	1	1	1
		TF 1	B	1					
		UF 1	B	1					
		F9F 8T	A6		2	3	3	3	3
		F9F 8T	D5	2					
		SNB 5	A6		8	8	8	8	7
		SNB 5P	B	1					
		HUK 1	A2		2	2	2	2	2
				12*	14*	15	15	15	14
NAVSTA 14 ND	MIDWAY	UF 2	A2		3	3	3	3	3
		HUK 1	A2			1	1	1	1
				*	3*	4	4	4	4
SEVENTEENTH NAVAL DISTRICT									
NAVSTA 17 ND	ADAK	UF 2	A2		2	2	2	2	2
				*	2*	2	2	2	2
NAVSTA 17 ND	KODIAK	R5D 2 3	A2			2	2	2	2
		R5D 3	A2		1				
		R5D 2	A2		1				
		UF 2	A2		1	1	1	1	1
				*	3*	3	3	3	3
CV AND AV UTILITY AIRCRAFT									
CVA 61 RANGER	ALAMEDA	TF 1	A2		1	1	1	1	1
				*	1*	1	1	1	1
LPH 5 PRINCETN	PT HUENEME	HRS 3	A2		1				
				*	1*				
CVA 31 RICHARD	ALAMEDA	TF 1	A2		1	1	1	1	1
				*	1*	1	1	1	1
CVS 33 KERSRGE	LONG BEACH	TF 1	A2		1	1	1	1	1
				*	1*	1	1	1	1
CVS 12 HORNET	BREMERTON	TF 1	A2		1	1	1	1	1
				*	1*	1	1	1	1
CVS 20 BENNING	SAN DIEGO	TF 1	A2		1	1	1	1	1
				*	1*	1	1	1	1
CVS 10 YORKTWN	BREMERTON	TF 1	A2		1	1	1	1	1
				*	1*	1	1	1	1
CVA 14 TCNDRGA	ALAMEDA	TF 1	A2		1	1	1	1	1
		TF 1	D5	1					
				1*	1*	1	1	1	1
CVA 16 LEXIGTN	LOS ANGELES	TF 1	A2		1	1	1	1	1
				*	1*	1	1	1	1
CVA 19 HANCOCK	SAN DIEGO	TF 1	A2		1	1	1	1	1
				*	1*	1	1	1	1
CVA 34 ORISKNY	ALAMEDA	TF 1	A2		1	1	1	1	1
				*	1*	1	1	1	1
CVA 41 MIDWAY	ALAMEDA	TF 1	A2		1	1	1	1	1
				*	1*	1	1	1	1
CVA 43 CRL SEA	ALAMEDA	TF 1	A2		1	1	1	1	1
				*	1*	1	1	1	1
CVA 63 KITTYHW	ALAMEDA	TF 1	A2					1	1
				*	*			1	1
CVA 64 CONSTEL	ALAMEDA	TF 1	A2						1
				*	*				1

[redacted]

[redacted]

DECLASSIFIED

TOTAL PROGRAM & NON-PROGRAM AIRCRAFT

TABLE 2

LOCATION OF AIRCRAFT INVENTORY AND PLANNED OPERATING ASSIGNMENTS

BY COMMAND AND UNIT

PAC UNIT	LOCATION	MODEL	STATUS	INVENTORY NO. ON BOARD POOL	INVENTORY NO. ON BOARD OPERATING	PLANNED OPERATING ASSIGNMENTS 30 JUN 1961	30 SEP 1961	31 DEC 1961	31 MAR 1962
MARINE AIR FMF & FORCE AVIATION HQTRS SQDN									
HHS AFMFPAC	EL TORO	R5D 4R	A2			1	1	1	1
		R5D 4R	A8		1				
		R4D 8	A2			1	1	1	1
		R4D 8	A6		2				
		R4Y 1	A2			1	1	1	1
		F9F 8T	A6		1	2	2	2	2
		F9F 8T	D5	1					
		SNB 5	A6		1	1	1	1	1
				1*	5*	6	6	6	6
MARINE FLEET TRAINING SQDNS									
VMT 2	EL TORO	F9F 8T	A2			20	20	20	20
		F9F 8T	A4		20				
		F9F 8T	D5	3					
				3*	20*	20	20	20	20
FLT BASES OVERSEAS USMC									
MCAS 14 ND	KANEOHE	R4D 5 6	A8			1	1	1	1
		R4D 6	A2		1				
		F9F 8T	A6		1	2	2	2	2
		F9F 8T	E5	1					
		SNB 5	A6		2	2	2	2	2
		HRS 3	A2		2	2	2	2	2
				1*	6*	7	7	7	7
MCAF FUTEMA	OKINAWA	SNB 5	A6		2	2	2	2	2
				*	2*	2	2	2	2
NAMD IWAKUNI	IWAKUNI	UF 1	A2		2	1	1	1	1
		SNB 5	A6		2	2	2	2	2
				*	4*	3	3	3	3

PAC UNIT	LOCATION	MODEL	STATUS	INVENTORY NO. ON BOARD POOL	INVENTORY NO. ON BOARD OPERATING	PLANNED OPERATING ASSIGNMENTS 30 JUN 1961	30 SEP 1961	31 DEC 1961	31 MAR 1962
NAVAL ATTACHES AND MISSIONS PAC									
ATT DJAKARTA	INDONESIA	R4D 5 6	A8			1	1	1	1
		R4D 6	A8		1				
				*	1*	1	1	1	1
ATT CANBERRA	AUSTRALIA	R4D 5 6	A8			1	1	1	1
		R4D 6	A8		1				
				*	1*	1	1	1	1
NAVSEC JUSMAG	THAILAND	SNB 5	A8		1	1	1	1	1
				*	1*	1	1	1	1
MAAG SAIGON	VIETNAM	R4D 5 6	A8			1	1	1	1
		R4D 5	A8		1				
				*	1*	1	1	1	1
MAAG REP CHINA	TAIWAN	R4D 5 6	A8			1	1	1	1
		R4D 5	A8		1				
				*	1*	1	1	1	1
TOTAL				532	2068	2294	2307	2336	2323
PROGRAM				532	2068	2294	2307	2336	2323
NON PROGRAM #				-	-	-	-	-	-

See Glossary Operating includes aircraft reported in "A" number status
Pool includes aircraft reported in other than "A" status

NABS

PAC UNIT	LOCATION	MODEL	STATUS	INVENTORY NO. ON BOARD POOL	INVENTORY NO. ON BOARD OPERATING	PLANNED OPERATING ASSIGNMENTS 30 JUN 1961	30 SEP 1961	31 DEC 1961	31 MAR 1962
NAVAL AIR BASES									
PAC MISSLE RNG	POINT MUGU	F8U 1P	A8		1	1	1	1	1
		F8U 1D	A8			2	2	2	2
		F8U 1D	A9		2				
		FJ 3D	A8			2	2	2	2
		FJ 3D	A9		1				
		FJ 3D	D5	1					
		FJ 3D2	A8			4	4	4	4
		FJ 3D2	A9		3				
		FJ 3D2	D5	1					
		F9F 5KD	A8			2	2	2	2
		F9F 5KD	A9		2				
		AD 5Q	A8			2	2	2	2
		AD 5Q	A9		2				
		S2F 1	A8			4	4	4	4
		S2F 1	A9		4				
		P2V 5FD	A8			1	1	1	1
		P2V 5FD	A9		1				
		WV 2	A8			3	4	4	4
		WV 2	A9		3				
		RTV 1	A8			1	1	1	1
		RTV 1	A9		1				
		R5D 2 3	A8			3	3	3	3
		R5D 3	A9		1				
		R5D 2	A9		2				
		R4D 5	A8		1	1	1	1	1
		JC 1D	A8			1	1		
		TV 2D	A8			2	2	2	2
		TV 2D	A9		2				
		TV 2KD	A8			1	1	1	1
		TV 2KD	A9		1				
		SNB 5P	A8		1	1	1	1	1
		T 28BD	A9		3	3	3	3	2
		HRS 3	A8			4	4	4	4
		HUS 1A	A8		1	1	1	1	1
		F9F 6K2	A8		1				
		F9F 6K2	A9		9				
		F9F 6K	A8		2				
		F9F 6K	A9		7				
		F6F 5K	A9		1				
		P4Y 2K	A8		3				
		P4Y 2K	A9		3				
				2*	58*	39	40	39	38
DET	KANEOHE	HRS 3	A9		4				
				*	4*				

PAC UNIT	LOCATION	MODEL	STATUS	INVENTORY NO. ON BOARD POOL	INVENTORY NO. ON BOARD OPERATING	PLANNED OPERATING ASSIGNMENTS 30 JUN 1961	30 SEP 1961	31 DEC 1961	31 MAR 1962
FIRST NAVAL DISTRICT									
NAS 1 NAV DST	QUONSET PNT	R4D 8	A8		1	1	1	1	1
		R4Y 1	A8		1	1	1	1	1
		UF 2	A8		1				
		UF 1	A8			1	1	1	1
		T2V 1	A6		6	8	11	11	11
		SNB 5	A6		14	14	13	13	13
		SNB 5P	A8		1	1	1	1	1
		HUP 2	A6		1				
		HUP 2	A8		2	3	3	3	3
				*	27*	29	31	31	31
NAS 1 NAV DST	BRUNSWICK	P2V 5FS	A8			1	1	1	1
		P2V 5FS	A9		1				
		R4D 5 6	A8			1	1	1	1
		R4D 5	A8		1				
		UF 1	A8		1	1	1	1	1
		SNB 5	A6		1	1	1	1	1
		HUP 2	A8		1	1	1	1	1
				*	5*	5	5	5	5
NADU	SO WEYMOUTH	R4D 8	A8		1	1	1	1	1
		SNB 5	A6			1	1	1	1
		SNB 5	A8		1				
				*	2*	2	2	2	2
THIRD NAVAL DISTRICT									
NTDC	PORT WASHNGT	SNB 5	A6		1	1	1	1	1
				*	1*	1	1	1	1
FOURTH NAVAL DISTRICT									
NAS 4 NAV DST	JOHNSVILLE	R4D 6	A6		1				
		R4D 6	A8			1	1	1	1
		UO 1	A6		1				
		UO 1	A8			1	1	1	1
		SNB 5	A6		5	5	5	5	5
				*	7*	7	7	7	7
NAS 4 NAV DST	LAKEHURST	R4D 6	A8		1	1	1	1	1
		SNB 5	A6		6	6	6	6	6
				*	7*	7	7	7	7

[redacted]

[redacted]

TABLE 2

TOTAL PROGRAM & NON-PROGRAM AIRCRAFT

LOCATION OF AIRCRAFT INVENTORY AND PLANNED OPERATING ASSIGNMENTS

DECLASSIFIED

BY COMMAND AND UNIT

NABS UNIT	LOCATION	MODEL	STATUS	INVENTORY NO. ON BOARD POOL	INVENTORY NO. ON BOARD OPERATING	PLANNED OPERATING ASSIGNMENTS 30 JUN 1961	30 SEP 1961	31 DEC 1961	31 MAR 1962
FIFTH NAVAL DISTRICT									
NAS 5 NAV DST	NORFOLK	S2F 2	A8		1				
		S2F 1	A8		1	2	2	2	
	(INCLUDING BWMR)	S2F 1S	A5		1				
		R5D 3	A8			1	1	1	1
		R4D 8	A8		3	3	3	3	3
		R4D 5	A8		1	1			
		R4D 8Z	A8			1	1	1	1
		R4D 5Z	A8		1				
		R4Y 1	A2		1				
		R4Y 1	A8		2	3	3	3	3
		TF 1	A8		1	1	1	1	1
		UF 2	A8		1	1	1	1	
		UF 1	A8				1	1	2
		UO 1	A8		2	2	2	2	2
		SNB 5	A6		14	20	19	19	19
		SNB 5	A8		5				
		SNB 5	G5	1					
		SNB 5P	A6		1				
		SNB 5P	A8			1	1	1	1
		T 28B	A8		8	7	7	7	7
		T 28B	ER	1					
				2*	43*	43	42	42	40
NAS 5 NAV DST	OCEANA	R4D 8	A8		1	1	1	1	1
		R4D 5 6	A8			1	1	1	1
		R4D 5	A8		1				
		T2V 1	A6		6	6			
		T2V 1	D5	1					
		TV 2	A6		1	2	5	5	5
		SNB 5	A6			2	2	2	2
		SNB 5	A8		3				
		HUP 2	A8		2	2	2	2	2
				1*	14*	14	11	11	11
SIXTH NAVAL DISTRICT									
NAS 6 NAV DST	JACKSONVILLE	R4D 8	A8		1	1	1	1	1
		R4D 5 6	A8			2	1	1	1
		R4D 6	A8		1				
		R4D 5	A8		1				
		R4Y 1	A8		1	1	1	1	1
		UF 1	A8		1	1	2	2	2
		UO 1	A8		2	2	2	2	2
		TV 2	A6		5	5	5	5	5
		SNB 5	A6		4	5	4	4	4
		HUK 1	A8		1	1	1	2	2
		HUP 2	A8		1	1	1		
				*	18*	19	18	18	18
NAS 6 NAV DST	KEY WEST	R5D 2 3	A8			1	1	1	1
		R5D 3	A8		1				
		UF 1	A8		1	1	1	1	1
		TV 2	A6		1	1	1	1	1
		SNB 5	A6		1	1	1	1	1
		HUP 2	A8		1	1	1	1	1
				*	5*	5	5	5	5
NAVSTA	MAYPORT	TV 2	A6		1				
		SNB 5	A6		1	1	1	1	1
		HUK 1	A8						1
		HUP 2	A8		1	1	1	1	
				*	3*	2	2	2	2
NAS 6 NAV DST	SANFORD	R4D 5 6	A8			2	2	2	2
		R4D 5	A8		1				
		R4D 5	G5	1					
		TV 2	A6		1				
		SNB 5	A6		2	2	2	2	2
		SNB 5	A8		1				
		T 28B	A6			1	1	1	1
		HUP 2	A8		1	1	1	1	1
				1*	6*	6	6	6	6
NAS 6 NAV DST	CECIL FIELD	R4D 5 6	A8			1	1	1	1
		R4D 6	A2		1				
		T2V 1	A6		2	2	2	2	2
		T2V 1	D5	2					
		SNB 5	A6		2	2	2	2	2
		T 28B	A6		1	2	2	2	2
		HUK 1	A8						1
		HUP 2	A8		1	1	1	1	
				2*	7*	8	8	8	8
EIGHTH NAVAL DISTRICT									
NASWF	KIRTLAND AFB	R4D 8	A8		1	1	1	1	1
				*	1*	1	1	1	1
NINTH NAVAL DISTRICT									
COMNAVCONAD	COLORADO SPR	R4D 8	A8		1	1	1	1	1
		TV 2	A8		1	1	1	1	1
				*	2*	2	2	2	2
NAVCRUIT STA	DENVER	SNB 5	A6		2	2	2	2	2
				*	2*	2	2	2	2
ELEVENTH NAVAL DISTRICT									
US NAV PAR FAC	EL CENTRO	R4D 8	A8		1				
				*	1*				
NAF 11 NAV DST	CHINA LAKE	R4D 8	A8			1	1	1	1
		R4D 8	A9		1				
		R4D 6	A9		1				
	(INCLUDING BWMR)	R4D 5	A8			1	1	1	1
		HRS 3	A8			1	1	1	1
		HRS 3	A9		1				
				*	3*	3	3	3	3
NAS 11 NAV DST	SAN DIEGO	R4D 8	A8		1	1	1	1	1
		R4D 5 6	A8			2	2	2	2
		R4D 6	A8		2				
		R4D 5	A8		1				
		R4Y 1	A8		1	1	1	1	1
		UO 1	A8		2	2	2	2	2
		TV 2	A6		8	8	8	8	8
		SNB 5	A6		10	10	10	10	10
		SNB 5P	A6		1				
		T 28B	A6		4				
		T 28B	A8			5	6	6	6
				*	30*	29	30	30	30
NAF 11 NAV DST	LITCHFLD PRK	R4D 6	A7		1				
		R4D 6	A8			1	1	1	1
		SNB 5	A6			1	1	1	1
		SNB 5	A8		1				
				*	2*	2	2	2	2
NAS 11 NAV DST	MIRAMAR	R4D 8	A8		1	1	1	1	1
		R4D 5	A8		1	1	1	1	1
		TF 1	A8		1	2	2	2	2
		TF 1	D5	1					
		T2V 1	A6		6	6	5	3	3
		SNB 5	A6		2	2	2	2	2
		HUP 2	A8		1	1	1	1	1
				1*	12*	13	12	10	10
NAS 11 NAV DST	POINT MUGU	TV 2	A6		3				
		TV 2	A8			3	3	3	3
		SNB 5	A6		5	5	5	5	5
		HUP 2	A8		1	2	2	2	2
		HUP 2	G6	1					
				1*	9*	10	10	10	10
NMF	PNT ARGUELLO	TV 2	A6		1	1	1	1	1
		SNB 5	A6		1	1	1	1	1
		HRS 3	A8		2	2	2	2	2
				*	4*	4	4	4	4
NAAS 11 NAVDST	BROWN FIELD	SNB 5	A6		1	1			
				*	1*	1			
NAAS 11 NAVDST	REAM FIELD	SNB 5	A6		1	1	1	1	1
				*	1*	1	1	1	1
TWELFTH NAVAL DISTRICT									
NAS 12 NAV DST	ALAMEDA	R5D 3	A2		1	1	1	1	1
		R4D 8	A8		2	2	2	2	2
		R4Y 1	A8			1	1	1	1
		TF 1	A2		4	4	4	4	4
		UF 1	A8		1	1	1	1	1
		UO 1	A8		2	2	2	2	2
		TV 2	A6		7	7	7	7	7
		SNB 5	A6		5	5	5	5	5
		SNB 5P	A8		1	1	1	1	1
		HUP 2	A2		1				
		HUP 2	A8			1	1	1	1
				*	24*	25	25	25	25
NAAS 12 NAVDST	FALLON	R5D 3	A8		1	1	1	1	1
		TV 2	A6		2	1	1	1	1
		SNB 5	A6			1	1	1	1
		HRS 3	A8		2	2	2	2	2
				*	5*	5	5	5	5
NAS 12 NAVDST	LEMOORE	R4D 5	A8				1	1	1
		TV 2	A6			1	1	1	1
		SNB 5	A6			1	3	3	3
		T 28B	A6				1	1	1
		HUP 2	A8			1	1	1	1
				*	*	3	7	7	7
NAS 12 NAV DST	MOFFETT FLD	TF 1	A2		1	1	1	1	1
		TV 2	A6		1	1	1	1	1
		SNB 5	A6		5	4	4	4	4
		HUP 2	A8		2	1	1	1	1
				*	9*	7	7	7	7
NAF 12 NAVDST	MONTEREY	AD 5	A6			3	3	3	3
		T2J 1	A6		5	6	6	6	6
		T2J 1	D5	1					
		SNB 5	A6		23	25	24	24	24
		SNB 5	Y	1					
		T 28B	A6		11	11	11	11	11
		HUP 2	A8		1	1	1	1	1
				2*	40*	46	45	45	45

[redacted]

[redacted]

TOTAL PROGRAM & NON-PROGRAM AIRCRAFT

TABLE 2

LOCATION OF AIRCRAFT INVENTORY AND PLANNED OPERATING ASSIGNMENTS

DECLASSIFIED

BY COMMAND AND UNIT

NABS UNIT	LOCATION	MODEL	INVENTORY STATUS	INVENTORY NO. ON BOARD POOL	INVENTORY NO. ON BOARD OPERATING	PLANNED OPERATING ASSIGNMENTS 30 JUN 1961	30 SEP 1961	31 DEC 1961	31 MAR 1962
THIRTEENTH NAVAL DISTRICT									
NAS 13 NAV DST	WHDBY ISLAND	R5D 2 3	A8			1	1	1	1
		R5D 3	A2		1				
		R4D 8	A8		1	1	1	1	1
		R4D 5 6	A8			1	1	1	1
		R4D 5	A8		2				
		TF 1	A2		1	1	1	1	1
		UF 2	A2		1				
		UF 2	A8			1	1	1	1
		TV 2	A6		2	1	1	1	1
		SNB 5	A6		2	2	2	2	2
		SNB 5P	A8		1	1	1	1	1
		HRS 3	A2		2				
		HRS 3	A8			2	2	2	2
				*	13*	11	11	11	11
POTOMAC RIVER NAVAL COMMAND									
NAS ANACOSTIA	ANACOSTIA	R5D 2	A8		1				
		R5D 4R	A8		2	2	2	2	2
		R5D 2Z	A8		1				
		R4Y 2	A8		1	1	1	1	1
		R4Y 1	A8		3	5	5	5	5
		R4Y 1	G5	1					
		UO 1	A8		4	4	4	4	4
		T2V 1	A6		8	9	12	15	15
		T2V 1	D5	1					
		SNB 5	A6		46	44	43	43	43
		SNB 5P	A8		2	2	2	2	2
		T 28B	A6		11	11	11	11	11
				2*	79*	76	80	83	83
NWL	DAHLGREN	SNB 5	A6			1	1	1	1
		SNB 5	A8		1				
				*	1*	1	1	1	1
NAS PTXNT RIV	PTXNT RIVER	WV 2	A8				2	2	2
		WV 2	A9		1				
		R5D 4R	A8			1	1	1	1
		R5D 4R	A9		1				
		R4D 5	A8		1	1	1	1	1
		UF 1	A2		1				
		UF 1	A8			1	1	1	1
		T2V 1	A6		5	6	3	2	2
		T2V 1	D5	1					
		SNB 5	A6		3	2	2	2	2
		HRS 3	A8		1	1	1	1	1
				1*	13*	12	11	10	10
SEVERN RIVER NAVAL COMMAND									
NAF ANNAPOLIS	ANNAPOLIS	UF 1 1T	A3			8	8	8	8
		UF 1	A6		7				
		UF 1	B	2					
		UF 1T	A6		3				
		HUP 3	A8			1	1	1	1
		HUP 2	A8		1				
				2*	11*	9	9	9	9
BUWEPS INSPECTORS AND REPRESENTATIVES									
BWFLTRREP CEN	WRGT PAT AFB	R4D 8	A8		1	1	1	1	1
		SNB 5	A6		1	1	2	2	2
				*	2*	2	3	3	3
BWR AKRON	AKRON	SNB 5	A6		1				
		SNB 5	A8			1	1	1	1
				*	1*	1	1	1	1
BWR BALTIMORE	BALTIMORE	SNB 5	A8		1	1	1	1	1
				*	1*	1	1	1	1
BWR BUFFALO	BUFFALO	SNB 5	A6		1	1	1	1	1
				*	1*	1	1	1	1
BWR BURBANK	BURBANK	SNB 5	A8		1	1	1	1	1
				*	1*	1	1	1	1
BWR COLUMBUS	COLUMBUS	SNB 5	A6		2	2	2	2	2
				*	2*	2	2	2	2
BWR EST HRTFRD	EST HARTFORD	SNB 5	A8		1	1	1	1	1
				*	1*	1	1	1	1
BWR EL SEGUNDO	EL SEGUNDO	SNB 5	A8		1	1	1	1	1
				*	1*	1	1	1	1
BWR ST LOUIS	ST LOUIS	SNB 5	A8		1	1	1	1	1
				*	1*	1	1	1	1
BWR TETERBORO	TETERBORO	SNB 5	A8		1	1	1	1	1
				*	1*	1	1	1	1
AVIONICS FAC	INDIANAPOLIS	SNB 5	A8		1	1	1	1	1
				*	1*	1	1	1	1
MARINE CORPS BASES AND AIR STATIONS									
HMX 1	QUANTICO	HOK 1	A9		2	4	4	4	4
		HOK 1	Y	1					
		HUS 1	A9		14	14	14	14	14
		HUS 1Z	A9		3	4	4	4	4
		HUS 1Z	D5	1					
		HR2S 1	A9		2	2	2	2	2
				2*	21*	24	24	24	24
MCAAS	YUMA	R4D 8	A8		1	1	1	1	1
		R4D 6	A8		1				
		R4D 5	A8			1	1	1	1
		TV 2	A6		2	2	2	2	2
		SNB 5	A6		1	1	1	1	1
		HRS 3	A8		2	2	2	2	2
				*	7*	7	7	7	7
MCAS SO&ES	EL TORO	R4D 8	A8		2	3	3	3	3
		R4D 6	A8		1				
		UO 1	A8			1	1	1	1
		TV 2	A6		1	1	1	1	1
		SNB 5	A6		6	5	5	5	5
		HRS 3	A8		2	2	2	2	2
				*	12*	12	12	12	12
MCAS SO&ES	CHERRY POINT	R5D 3	A8		1	1	1	1	1
		R4D 8	A8		1	1	1	1	1
		R4D 5 6	A8			1	1	1	1
		R4D 6	A8		1				
		UO 1	A8			1	1	1	1
		TV 2	A6		2	2	2	2	2
		SNB 5	A6		2	1	1	1	1
		HRS 3	A8		2	2	2	2	2
				*	9*	9	9	9	9
MCAS AES 12	QUANTICO	AD 5	A8		1				
		R4D 8	A8		2	1	1	1	1
		R4D 5 6	A8			1	1	1	1
		SNB 5	A6		6	6	6	6	6
		SNB 5P	A8		1	1	1	1	1
		T 28B	A6		6	7	7	7	7
		T 28B	A8		1				
				*	17*	16	16	16	16
MCAF	NEW RIV JAX	R4D 8	A8		1	1	1	1	1
		SNB 5	A6		3	2	1	1	1
		T 28B	A6			2	2	2	2
				*	4*	5	4	4	4
HQ MC FLT SECT	ANACOSTIA	R5D 4R	A8		1	1	1	1	1
		R4D 8	A8			1	1	1	1
		R4D 8Z	A8		1				
		R4Y 2	A8		1	1	1	1	1
		UO 1	A8		1	1	1	1	1
		SNB 5	A6		4	2			
		T 28B	A6		8	8	10	10	10
				*	16*	14	14	14	14
MCAS	BEAUFORT	F8U 1	Y	1					
		R4D 8	A8		1	1	1	1	1
		R4D 5 6	A8			1	1	1	1
		R4D 6R	A8		1				
		TV 2	A6		1				
		SNB 5	A6			1			
		SNB 5	A8		1				
		T 28B	A6			2	2	2	2
		HRS 3	A8		2	2	2	2	2
				1*	6*	7	6	6	6
TOTAL				20	575	559	559	558	555
PROGRAM				20	549	559	559	558	555
NON PROGRAM #				–	26	–	–	–	–

See Glossary Operating includes aircraft reported in "A" number status. Pool includes aircraft reported in other than "A" status.

[redacted]

[redacted]

TABLE 2

TOTAL PROGRAM & NON-PROGRAM AIRCRAFT

LOCATION OF AIRCRAFT INVENTORY AND PLANNED OPERATING ASSIGNMENTS

DECLAS...

BY COMMAND AND UNIT

NATRA UNIT	LOCATION	MODEL	STATUS	INVENTORY NO. ON BOARD POOL	INVENTORY NO. ON BOARD OPERATING	PLANNED OPERATING ASSIGNMENTS 30 JUN 1961	30 SEP 1961	31 DEC 1961	31 MAR 1962
NAVAL AIR BASIC TRAINING COMMAND									
TRARON 7	KINGSVILLE	T2J 1	A3		45	67			
		T2J 1	H6	6					
		SNB 5	A6		2	1	1	1	1
				6*	47*	68	1	1	1
NAS NABTC	MERIDIAN	T2J 1	A3				110	110	110
		SNB 5	A6			2	2	2	2
		SNB 5	G6	1					
		T 34B	A6		1				
		T 28B	A6		2	2	2	2	2
				1*	3*	4	114	114	114
NAAS NABTC	SAUFLEY FLD	SNB 5	A6		3	3	3	3	3
		T 28B	A6		10	5	5	5	5
				*	13*	8	8	8	8
TRARON 1	SAUFLEY FLD	T 34B	A3		127	131	131	131	131
		T 34B	B	2					
				2*	127*	131	131	131	131
TRARON 5	SAUFLEY FLD	T 28C	A3		44	40	40	40	40
		T 28C	G6	2					
		T 28C	H6	1					
				3*	44*	40	40	40	40
NAAS NABTC	WHITING FLD	SNB 5	A6		3	3	3	3	3
		T 28B	A6		5	6	6	6	6
				*	8*	9	9	9	9
TRARON 2	WHITING FLD	T 28B	A3		77	85	85	85	85
		T 28B	G6	7					
		T 28C	A3		71	60	60	60	60
		T 28C	G6	1					
		T 28C	HF	1					
		T 28C	H6	1					
				10*	148*	145	145	145	145
TRARON 3	WHITING FLD	T 28B	A3		97	84	84	84	84
		T 28B	G6	1					
		T 28B	H6	1					
		T 28C	A3		36	40	40	40	40
				2*	133*	124	124	124	124
TRARON 6	WHITING FLD	SNB 5	A3		23	23	23	23	23
				*	23*	23	23	23	23
HT 8	ELLYSON FLD	SNB 5	A6		2	2	2	2	2
		T 28B	A6		2	2	2	2	2
		HSS 1	A4				10	10	10
		HO4S 3	A4		21	21	21	21	21
		HUP 2	A4		7	9			
		HTL 6	A4		27	27	27	27	27
				*	59*	61	62	62	62
NAS NABTC	PENSACOLA	F11F 1	A4		6	6	6	6	6
		AD 5	A8		1	1	1	1	1
		S2F 1	A5		3	3	3	3	3
		S2F 1	D5	1					
		R5D 2 3	A8			1	1	1	1
	(INCLUDING BWMR)	R5D 2	A8		1				
		R5D 4R	A8		1	2	2	2	2
		R5D 3Z	A8		1	1	1	1	1
		R4D 8	A8		1	1	1	1	1
		R4Y 1	A8		1	1	1	1	1
		UF 1	A8		2	2	2	2	2
		UO 1	A5		2				
		UO 1	A6		2	2	2	2	2
		T2J 1	A4		4				
		T2V 1	A5		5	3	3	3	3
		T2V 1	A6		2				
		T2V 1	D5	1					
		F9F 8T	A4		1	1	1	1	1
		SNB 5	A5		1	2	2	2	2
		SNB 5	A6		5	4	4	4	4
		SNB 5	A8		4	4	4	4	4
		SNB 5P	A8		1				
		T 34B	A4		3	2	2	2	2
		T 34B	A5		3	5	5	5	5
		T 28B	A4		2				
		T 28B	A5		4	6	6	6	6
		T 28B	A6		8	10	10	10	10
		HRS 3	A8		2	2	2	2	2
		HUP 2	A8		1	1			
		HUP 2	HF	1					
				3*	65*	60	59	59	59
TRARON 4	PENSACOLA	T2J 1	A3		58	77	39	39	39
		T2J 1	D5	12					
		T2J 1	G6	4					
				16*	58*	77	39	39	39
NAVAL AIR ADVANCED TRAINING COMMAND									
NAAS NAATC	KINGSVILLE	R4D 5 6	A8			2	2	2	2
		R4D 6	A8		1				
		R4D 5	A8		1				
		SNB 5	A6		2	2	2	2	2
		HRS 3	A8		2	2	2	2	2
		HUP 2	A8		1	1	1	1	1
				*	7*	7	7	7	7
TRARON 21	KINGSVILLE	F9F 8B	A3		21	21	21	21	21
		F9F 8T	A3		25	22	22	22	22
		F9F 8T	D5	2					
				2*	46*	43	43	43	43
TRARON 22	KINGSVILLE	F9F 8B	A3		19	21	21	21	21
		F9F 8B	B	1					
		F9F 8T	A3		24	22	22	22	22
		F9F 8T	D5	1					
				2*	43*	43	43	43	43
TRARON 23	KINGSVILLE	F11F 1	A3		19	32	32	32	32
		F11F 1	B	1					
		F11F 1	D5	6					
		F11F 1	G6	7					
		F11F 1	Y	2					
				16*	19*	32	32	32	32
TRARON 28	CRPS CHRISTI	S2F 1	A3		12	9	9	9	9
		S2F 1	D5	2					
		S2F 1T	A3		39	44	44	44	44
		S2F 1T	B	2					
		S2F 1T	D5	10					
		S2F 1T	G6	2					
				16*	51*	53	53	53	53
TRARON 29	CRPS CHRISTI	R4D 8T	A5		8	7	7	7	7
		R4D 7	A3		1				
		R4D 7	A5		4	4	4	4	4
				*	13*	11	11	11	11
TRARON 30	CRPS CHRISTI	AD 6	A3		23	21	21	21	21
		AD 5	A3		4	3	3	3	3
		AD 5N	A3			6	6	6	6
		T 28B	A3		9	9	9	9	9
				*	36*	39	39	39	39
TRARON 31	CRPS CHRISTI	P2V 6T	A3		9	7	7	7	7
		P2V 5F	A3		3	3	3	3	3
		P5M 2	A3		2	3	3	3	3
		P5M 1	A3		2				
		P5M 1	A5		1	7	7	7	7
				*	17*	20	20	20	20
NAS NAATC	CRPS CHRISTI	R5D 2	A8		1				
		R4D 8	A8		1	1	1	1	1
		T2V 1	A6		4	4	4	4	4
		SNB 5	A3		1				
		SNB 5	A6		4	4	4	4	4
		SNB 5P	A8		1	1	1	1	1
		T 34B	A6		2				
		HRS 3	A8		1	1	1	1	1
		HUP 2	A8		1	1	1	1	1
				*	16*	12	12	12	12
NAAS NAATC	CHASE	R4D 8	A8		1				
		R4D 5 6	A8			1	1	1	1
		R4D 6	A8		1				
		SNB 5	A6		2	2	2	2	2
		HRS 3	A8		1	1	1	1	1
		HUP 2	A8		1	2	2	2	2
				*	6*	6	6	6	6
TRARON 24	CHASE	F9F 8B	A3		16	21	21	21	21
		F9F 8B	B	3					
		F9F 8T	A3		22	23	23	23	23
		F9F 8T	D5	3					
				6*	38*	44	44	44	44
TRARON 25	CHASE	F9F 8B	A3		20	21	21	21	21
		F9F 8T	A3		21	22	22	22	22
		F9F 8T	D5	4					
				4*	41*	43	43	43	43
TRARON 26	CHASE	F11F 1	A3		31	32	32	32	32
		F11F 1	D5	3					
		F11F 1	Y	1					
				4*	31*	32	32	32	32
NAAS NAATC	PORT ISABEL	SNB 5	A8		1	1	1	1	1
		HUP 2	A8		1				
				*	2*	1	1	1	1
NAAS NAATC	NEW IBERIA	SNB 5	A6		2	2	2	2	2
		HRS 3	A8		2	2	2	2	2
				*	4*	4	4	4	4

[redacted]

[redacted]

TOTAL PROGRAM & NON-PROGRAM AIRCRAFT

TABLE 2

LOCATION OF AIRCRAFT INVENTORY AND PLANNED OPERATING ASSIGNMENTS

DECLASSIFIED

BY COMMAND AND UNIT

NATRA UNIT	LOCATION	MODEL	STATUS	INVENTORY NO. ON BOARD POOL	INVENTORY NO. ON BOARD OPERATING	PLANNED OPERATING ASSIGNMENTS 30 JUN 1961	30 SEP 1961	31 DEC 1961	31 MAR 1962
TRARON 27	NEW IBERIA	S2F 1	A3		5	8	8	8	8
		S2F 1T	A3		35	34	34	34	34
		S2F 1T	B	1					
		S2F 1T	D5	4					
		S2F 1T	G5	2					
		S2F 1T	G6	2					
				9*	40*	42	42	42	42
NAVAL AIR TECHNICAL TRAINING COMMAND									
NATECHTRAU	LAKEHURST	R4D 7	A4		1	1	1	1	1
				*	1*	1	1	1	1
NATECHTRAU	OLATHE	T2J 1	A5		3	5			
		T2J 1	D5	2					
		SNB 5	A5		4	4	4	4	4
		T 34B	A5		7	7	7	7	7
				2*	14*	16	11	11	11
NATECHTRAU	PENSACOLA	F9F 8P	A4		8	8	8	8	8
		F9F 8T	A4		2	2	2	2	2
		SNB 5P	A5		6	6	6	6	6
		T 28B	A6		1	1	1	1	1
				*	17*	17	17	17	17
NATECHTRAU	PHILADELPHIA	SNB 5	A6		1	1	1	1	1
				*	1*	1	1	1	1
NATECHTRACEN	MEMPHIS	T2V 1	D5	1					
		SNB 5	A6		1				
		SNB 5P	G5	1					
		HRS 3	A8		1				
				2*	2*				

NATRA UNIT	LOCATION	MODEL	STATUS	INVENTORY NO. ON BOARD POOL	INVENTORY NO. ON BOARD OPERATING	PLANNED OPERATING ASSIGNMENTS 30 JUN 1961	30 SEP 1961	31 DEC 1961	31 MAR 1962
NAS	GLYNCO	R4D 8	A8		1	1	1	1	1
		SNB 5	A8		5	5	5	5	5
		HRS 3	A8		1	1	1	1	1
				*	7*	7	7	7	7
NAVCICOFFSCOL	GLYNCO	FJ 4	A4		34	36	36	36	36
		FJ 4	D5	5					
		FJ 4	NY	2					
		WV 2	A4		6	4	4	4	4
		WV 2	A5			2	2	2	2
		T2V 1	A4		4	5	5	5	5
		F3D 2T2	A5		3	9	9	9	9
				7*	47*	56	56	56	56
NAS	MEMPHIS	R4D 8	A8		2	2	2	2	2
		R4Y 1	A8		1	1	1	1	1
		T2V 1	A6		2	3	3	3	3
		SNB 5	A6		5	6	6	6	6
		SNB 5P	A8			1	1	1	1
		T 28B	A6		3	4	4	4	4
		T 28B	G6	1					
		HRS 3	A8			1	1	1	1
				1*	13*	18	18	18	18
TOTAL				114	1240	1298	1298	1298	1298
PROGRAM				114	1240	1298	1298	1298	1298
NON PROGRAM #				-	-	-	-	-	-

See Glossary. Operating includes aircraft reported in "A" number status. Pool includes aircraft reported in other than "A" status.

NART

U S NAVAL RESERVE AIRCRAFT

NART UNIT	LOCATION	MODEL	STATUS	INVENTORY NO. ON BOARD POOL	INVENTORY NO. ON BOARD OPERATING	PLANNED OPERATING ASSIGNMENTS 30 JUN 1961	30 SEP 1961	31 DEC 1961	31 MAR 1962
NARTU	ANACOSTIA	AD 5	A4		11	11	11	10	8
		AD 5N	A4		3	3	3	3	3
		S2F 1	A4		8	8	8	8	8
		S2F 1	D5	1					
		P2V 5F	A4		4	4	4	4	4
		P2V 5F	D5	1					
		R4D 8	A4		2	2	2	2	2
		R4D 5 6	A4			1	1	1	1
		R4D 5	A4		1				
		R4D 6R	A4		1				
		SNB 5	A4		2	2	2	2	2
		T 34B	A4			1	1	1	1
		T 28B	A4		2	2	2	2	2
				2*	34*	34	34	33	31
NAS NART	ATLANTA	AD 5	A4		11	11	11	10	8
		AD 5	G5	1					
		AD 5N	A4		2	3	3	3	3
		P2V 5F	A4		4	4	3	3	3
		P2V 5F	D5	1					
		P2V 5F	G6	1					
		R5D 2 3	A4			2	2	2	2
		R5D 3	A4		1				
		R4D 8	A4		2	2	2	2	2
		SNB 5	A4		1	1	1	1	1
		T 34B	A4		1	1	1	1	1
		T 28B	A4		2	2	2	2	2
		HTL 7	A4			1	1	1	1
				3*	24*	27	26	25	23
NAS NART	DALLAS	FJ 3	A4		5	4	4	4	4
		FJ 3M	A4		22	24	24	24	24
		FJ 3M	D5	3					
		P2V 5F	A4		4	4	3	3	3
		P2V 4	A4		1				
		R5D 2 3	A4			2	2	2	2
		R5D 2	A4		1				
		R5D 4R	A4		1	1	1	1	1
		T2V 1	A4		5	5	5	5	5
		T2V 1	B	1					
		SNB 5	A4		2	2	2	2	1
		SNB 5P	A4		1	1	1	1	1
		T 34B	A4		1	1	1	1	1
		HUP 2	A4		6	6	6	5	5
				4*	49*	50	49	48	47
NAS NART	GLENVIEW	F9F 8	A4		6	8	8	8	8
		F9F 8	B	1					
		F9F 8B	A4		8	8	8	8	8
		S2F 1	A4		9	9	9	9	9
		S2F 1	B	1					
		S2F 1	D5	1					
		P2V 6	A4		7				
		P2V 6	D5	1					
		P2V 6F	A4		1				
		P2V 6 6F	A4			6	6	6	6
		P2V 5F	D5	1					
		R5D 2 3	A4			4	4	4	4
		R5D 3	A4		3				
		R5D 2	A4		1				
		R5D 4R	A8		1	1	1	1	1
		R4Y 1	A4		1				
		R4Y 1	A8		2	3	3	3	3
		UO 1	A8		2	2	2	2	2

NART UNIT	LOCATION	MODEL	STATUS	INVENTORY NO. ON BOARD POOL	INVENTORY NO. ON BOARD OPERATING	PLANNED OPERATING ASSIGNMENTS 30 JUN 1961	30 SEP 1961	31 DEC 1961	31 MAR 1962
		TV 2	A4		2	3	3	3	3
		TV 2	G5	1					
		SNB 5	A4		3	3	3	3	3
		SNB 5P	A4		1	1	1	1	1
		T 34B	A4			1	1	1	1
		HSS 1	A4		3	3	3	3	
		HSS 1N	A4					2	5
		HTL 7	A4		1	1	1	1	1
				6*	51*	49	53	55	55
NAS NART	GROSSE ILE	AD 5	A4		8	11	11	10	8
		AD 5	G6	1					
		AD 5N	A4		5	3	3	3	3
		S2F 2	A4			1	1	1	1
		S2F 1	A4		13	13	13	13	13
		S2F 1	D5	1					
		P2V 5F	D5	1					
		R5D 2 3	A4			2	2	2	2
		R5D 3	A4		1				
		R4D 8	A4		1	2	2	2	2
		SNB 5	A4		1	1	1	1	1
		T 34B	A4		1	1	1	1	1
		T 28B	A4		2	2	2	2	2
		HSS 1	A4						5
		HUP 2	A4		8	8	8	8	4
				3*	40*	44	44	43	42
NARTU	JACKSONVILLE	A4D 1	A4		8	8	8	8	8
		A4D 1	B	1					
		F9F 8B	A4		6	6			
		S2F 2	A4		2	2	2	2	2
		S2F 1	A4		5	6	6	6	6
		S2F 1	D5	2					
		P2V 5F	A4		5	4	4	4	4
		P2V 5F	D5	1					
		R5D 2 3	A4			3	3	3	3
		R5D 3	A4		1				
		R5D 2	A4		2				
		R4D 5 6	A4			1	1	1	1
		R4D 5	A4		1				
		TV 2	A4		3	4	4	4	4
		T 34B	A4			1	1	1	1
		HSS 1	A4		3	3	3	1	
		HSS 1N	A4					4	4
				4*	36*	38	32	34	33
NARTU	LAKEHURST	S2F 2	A4		3	3	3	3	3
		S2F 1	A4		3	5	5	5	5
		S2F 1	D5	2					
		S2F 1	G5	1					
		SNB 5	A4		1	1	1	1	1
		T 34B	A4			1	1	1	1
		HSS 1	A4					2	4
		HUP 2	A4		4	4	4	2	
				3*	11*	14	14	14	14

[redacted]

[redacted]

TOTAL PROGRAM & NON-PROGRAM AIRCRAFT

TABLE 2

LOCATION OF AIRCRAFT INVENTORY AND PLANNED OPERATING ASSIGNMENTS

BY COMMAND AND UNIT

DECLASSIFIED

NART UNIT	LOCATION	MODEL	INVENTORY STATUS	INVENTORY NO. ON BOARD POOL	INVENTORY NO. ON BOARD OPERATING	PLANNED OPERATING ASSIGNMENTS 30 JUN 1961	30 SEP 1961	31 DEC 1961	31 MAR 1962
NAS NART	LOS ALAMITOS	F9F 8	A4		3	8	8		
		FJ 4B	A4					7	7
		F9F 8B	A4		27	27	27	27	27
		S2F 2	A4		6	6	6	6	6
		S2F 1	A4		14	15	15	15	15
		S2F 1	D5	4					
		P2V 5F	A4		7	7	6	6	6
		P2V 5F	B	1					
		R5D 2 3	A4			3	3	3	3
		R5D 3	A4		2				
		TV 2	A4		5	6	6	6	6
		SNB 5	A4		4	5	5	5	5
		T 34B	A4			1	1	1	1
		R4D 5S	A4		1	1	1	1	1
		HSS 1	A4		3	4	4	2	
		HSS 1N	A4				2	4	5
		HTL 7	A4						1
				5*	72*	83	84	83	83
NARTU	MEMPHIS	FJ 4	A4		16	16	16	16	16
		FJ 4	B	4					
		FJ 4	D5	1					
		P2V 5F	A4		3	3	3	3	3
		P2V 5F	D5	1					
		R5D 2 3	A4			2	2	2	2
		R5D 2	A4		2				
		R4D 8	A4		1	1	1	1	1
		T2V 1	A4		2	2	2	2	2
		T2V 1	B	1					
		SNB 5	A4		1	1	1	1	1
		T 34B	A4			1	1	1	1
				7*	25*	26	26	26	26
NAS NART	MINNEAPOLIS	AD 5	A4		9	11	11	10	8
		AD 5N	A4		3	3	3	3	3
		S2F 2	A4		1	1	1	1	1
		S2F 1	A4		10	13	13	13	13
		S2F 1	G5	1					
		P2V 5F	A4		1	1			
		P2V 5F	D5	2					
		R5D 2 3	A4			3	3	3	3
		R5D 3	X	1					
		R5D 2	A4		1				
		SNB 5	A4		1	1	1	1	1
		T 34B	A4		1	1	1	1	1
		T 28B	A4		2	2	2	2	2
		HUP 2	A4		6	6	6	5	5
		HUP 2	B	1					
				5*	35*	42	41	39	37
NAS NART	NEW ORLEANS	FJ 3	A4		12	10	10	10	10
		FJ 3	B	1					
		FJ 3M	A4		1	3	3	3	3
		S2F 2	A4		2	2	2	2	2
		S2F 1	A4		6	6	6	6	6
		S2F 1	D5	1					
		R5D 2 3	A4			1	1	2	2
		R5D 2	A4		1				
		R4D 8	A4		2	2	2	2	2
		TV 2	A4		2	2	2	2	2
		SNB 5	A4		1	2	2	2	2
		T 34B	A4			1	1	1	1
		HSS 1	A4		3	3	3	2	1
		HSS 1N	A4					2	4
				2*	30*	32	32	34	35
NAS NART	NEW YORK	FJ 4B	A4		17	17	17	16	16
		FJ 4B	B	1					
		FJ 4B	G6	1					
		S2F 2	A4		4	4	4	4	4
		S2F 1	A4		14	14	14	14	14
		S2F 1	B	1					
		S2F 1	D5	1					
		P2V 5F	A4		6	7	6	6	6
		P2V 5F	D5	2					
		R5D 2 3	A4			2	2	2	2
		R5D 3	A4		1				
		R5D 4R	A4		1	1	1	1	1
		TF 1	A8			1	1	1	1
		TF 1	G6	1					
		T2V 1	A4		3	3	3	3	3
		SNB 5	A4		1	2	2	2	2
		SNB 5	A8		2	2	2	2	2
		SNB 5	G5	1					
		T 34B	A4			1	1	1	1
		HSS 1	A4		4	4	4	1	
		HSS 1N	A4				1	4	5
		HTL 7	A4		1	1	1	1	1
				8*	54*	59	59	58	58
NARTU	NORFOLK	S2F 1	A4		9	9	9	9	9
		S2F 1	D5	1					
		R5D 2 3	A4			2	2	2	2
		R5D 3	A4		1				
		R5D 2	A4		1				
		R4D 5 6	A4			1	1	1	1
		R4D 5	A4		1				
		T2V 1	A4		3	3	3	3	3
		SNB 5	A4		1	1	1	1	1
		T 34B	A4			1	1	1	1
				1*	16*	17	17	17	17

NART UNIT	LOCATION	MODEL	INVENTORY STATUS	INVENTORY NO. ON BOARD POOL	INVENTORY NO. ON BOARD OPERATING	PLANNED OPERATING ASSIGNMENTS 30 JUN 1961	30 SEP 1961	31 DEC 1961	31 MAR 1962
NAS NART	OAKLAND	A4D 1	A4		24	24	24	24	24
		A4D 1	B	2					
		S2F 2	A4		7	7	7	7	7
		S2F 1	A4		11	11	11	11	11
		S2F 1	D5	4					
		P2V 5F	A4		8	7	6	6	6
		R5D 2 3	A4			2	2	2	2
		R5D 2	A4		1				
		R5D 4R	A4		1	1	1	1	1
		TV 2	A4		6	5	5	5	5
		SNB 5	A4		1	1	1	1	1
		SNB 5P	A4		1	1	1	1	1
		T 34B	A4			1	1	1	1
		HSS 1	A4		2	3	3	1	1
		HSS 1N	A4					4	4
				6*	62*	63	62	64	64
NAS NART	OLATHE	F9F 8	A4		7				
		F9F 8B	A4		5	13	13	13	13
		F9F 8B	G5	1					
		P2V 6	A4		4	4	4	4	4
		P2V 6	B	2					
		R5D 2 3	A4			2	2	2	2
		R5D 3	A4		2				
		R5D 4R	A4		1	1	1	1	1
		TV 2	A4		2	3	3	3	3
		SNB 5	A4		2	2	2	2	2
		T 34B	A4			1	1	1	1
				3*	23*	26	26	26	26
NAS NART	SEATTLE	AD 5	A4		10	11	11	10	7
		AD 5N	A4		4	3	3	3	3
		S2F 2	A4		3	3	3	3	3
		S2F 1	A4		6	6	6	6	6
		S2F 1	D5	3					
		P2V 5F	A4		6	4	4	4	4
		P2V 5F	G6	1					
		R5D 2 3	A4			3	3	3	3
		R5D 3	A4		1				
		R5D 2	A4		1				
		R4D 8	A4		1	1	1	1	1
		SNB 5	A4		1	1	1	1	1
		T 34B	A4		1	1	1	1	1
		T 28B	A4		2	2	2	2	2
		HSS 1	A4		3	3	3	2	1
		HSS 1N	A4					3	4
				4*	39*	38	38	39	36
NAS NART	SO WEYMOUTH	FJ 3	A4		3	4	4	4	4
		FJ 3	D5	2					
		FJ 3M	A4		4	4	4	4	4
		S2F 2	A4		4	5	5	5	5
		S2F 2	B	1					
		S2F 1	A4		14	13	13	13	13
		S2F 1	B	2					
		S2F 1	G5	1					
		P2V 5F	A4		5	5	4	4	4
		P2V 5F	G6	1					
		R5D 2 3	A4			3	3	3	3
		R5D 2	A4		2				
		TV 2	A4		2	2	2	2	2
		SNB 5	A4		2	2	2	2	2
		T 34B	A4			1	1	1	1
		HSS 1	A4		3	3	3	1	
		HSS 1N	A4				2	4	5
				7*	39*	42	43	43	43
NAS NART	WILLOW GROVE	FJ 3	A4		11	11	11	11	11
		FJ 3	B	1					
		FJ 3M	A4		4	4	4	4	4
		S2F 2	A4		6	5	5	5	5
		S2F 2	D5	1					
		S2F 1	A4		10	13	13	13	13
		S2F 1	D5	3					
		P2V 5F	A4		4	5	4	4	4
		P2V 5F	D5	2					
		R5D 2 3	A4			3	3	3	3
		R5D 3	A4		2				
		R5D 2	A4		1				
		T2V 1	A4		2	2	2	2	2
		SNB 5	A4		1	1	1	1	1
		SNB 5P	A4		1	1	1	1	1
		T 34B	A4			1	1	1	1
		R4D 6S	A4		1	1	1	1	1
		HSS 1	A4						3
		HUP 2	A4		6	6	6	5	2
				7*	49*	53	52	51	51
TOTAL				80	689	741	732	732	721
PROGRAM				80	689	741	732	732	721
NON PROGRAM #				-	-	-	-	-	-

See Glossary. Operating includes aircraft reported in "A" number status. Pool includes aircraft reported in other than "A" status.

[redacted]

[redacted]

TOTAL PROGRAM & NON-PROGRAM AIRCRAFT

TABLE 2

LOCATION OF AIRCRAFT INVENTORY AND PLANNED OPERATING ASSIGNMENTS

BY COMMAND AND UNIT

DECLASSIFIED

RDT&E UNIT	LOCATION	MODEL	INVENTORY STATUS	INVENTORY NO. ON BOARD POOL	INVENTORY NO. ON BOARD OPERATING	PLANNED OPERATING ASSIGNMENTS 30 JUN 1961	PLANNED OPERATING ASSIGNMENTS 30 SEP 1961	PLANNED OPERATING ASSIGNMENTS 31 DEC 1961	PLANNED OPERATING ASSIGNMENTS 31 MAR 1962
RDT&E AIRCRAFT									
		F8U 2	A9		4	6	6	6	6
		F8U 2	T	1					
				1*	4*	6	6	6	6
		F8U 1	A9		1	6	4	2	2
		F8U 1	T	3					
				3*	1*	6	4	2	2
		F8U 1E	D5	1					
				1*	*				
		F11F 1	A9		1				
		F11F 1	T	1					
		F11F 1	U	1					
				2*	1*				
		F9F 8	A9		2				
				*	2*				
		F2H 2	T	1					
				1*	*				
		FJ 4	A9		1	4	5	5	
		FJ 4	G6	1					
		FJ 4	T	1					
				2*	1*	4	5	5	
		FJ 3	A9			3	2	2	
				*	*	3	2	2	
		F8U 2N	A9			1	2	4	4
		F8U 2N	T	3					
				3*	*	1	2	4	4
		F3H 2	A9		3	8	8	8	8
		F3H 2	T	2					
				2*	3*	8	8	8	8
		F3H 2N	A9		2	1	1	1	
		F3H 2N	G6	1					
		F3H 2N	T	1					
				2*	2*	1	1	1	
		F4H 1	A9			1	2	3	4
				*	*	1	2	3	4
		F4H 1F	A9		4				
		F4H 1F	T	9					
		F4H 1F	U	1					
				10*	4*				
		F3D 2	A9			2	2	2	2
		F3D 2	T	2					
				2*	*	2	2	2	2
		F3D 2M	T	1					
				1*	*				
		F3D 1	T	1					
		F3D 1	U	1					
				2*	*				
		F4D 1	A9		7	11	11	11	11
		F4D 1	T	1					
				1*	7*	11	11	11	11
		F8U 1P	A9		1	3	3	3	3
		F8U 1P	T	1					
				1*	1*	3	3	3	3
		F9F 8P	A9		1	1	1	1	1
		F9F 8P	T	1					
				1*	1*	1	1	1	1
		FJ 3D2	A9		3	3	3	3	3
		FJ 3D2	D5	1					
				1*	3*	3	3	3	3
		A4D 2	A9		3	4	4	4	4
		A4D 2	T	1					
				1*	3*	4	4	4	4
		A4D 2N	A9		7	5	5	5	5
		A4D 2N	T	2					
				2*	7*	5	5	5	5
		A4D 1	A9		5	4	4	4	4
				*	5*	4	4	4	4
		FJ 4B	A9		3	4	4	4	4
		FJ 4B	D5	2					
				2*	3*	4	4	4	4
		F9F 8B	A9		2				
		F9F 8B	T	1					
				1*	2*				
		A3D 2P	D5	1					
		A3D 2P	T	2					
				3*	*				
		A3D 1P	A9		1				
				*	1*				
		A3D 2Q	A9		1				
		A3D 2Q	T	2					
				2*	1*				
		A3D 1Q	A9		1				
				*	1*				
		A3J 1	A9		1	1	1	1	1
		A3J 1	T	10					
				10*	1*	1	1	1	1
		A3D 2	A9		1	3	3	3	3
		A3D 2	T	1					
				1*	1*	3	3	3	3
		A3D 1	A9			2	2	2	2
		A3D 1	D5	1					
		A3D 1	T	1					
				2*	*	2	2	2	2
		A2F 1	T	5					
				5*	*				
		AD 6	A9		1	2	2	2	2
				*	1*	2	2	2	2
		AD 5	A9		2	2	2	2	2
		AD 5	C	1					
				1*	2*	2	2	2	2
		AD 5N	A9		4	5	5	5	5
				*	4*	5	5	5	5
		AD 5Q	A9			1	1	1	1
				*	*	1	1	1	1
		W2F 1	T	2					
				2*	*				
		WF 2	A9		1	2	2	2	2
		WF 2	T	1					
				1*	1*	2	2	2	2
		AD 5W	A9			2	2	2	2
				*	*	2	2	2	2
		AJ 1	T	1					
				1*	*				
		S2F 3	A9		3	2	2	2	2
		S2F 3	T	4					
				4*	3*	2	2	2	2
		S2F 1	A9		4	2	2	2	2
		S2F 1	T	1					
				1*	4*	2	2	2	2
		P3V 1	T	1					
				1*	*				
		P2V 7	A9		2	2	2	2	2
				*	2*	2	2	2	2
		P2V 7S	A9			1	1	1	1
		P2V 7S	T	1					
				1*	*	1	1	1	1
		P2V 6M	A9		1		1	1	1
				*	1*		1	1	1
		P2V 5F	A9		3	4	4	4	4
		P2V 5F	D5	1					
				1*	3*	4	4	4	4
		P2V 5FS	A9		2	2	2	2	3
		P2V 5FS	T	1					
				1*	2*	2	2	2	3
		P2V 4	A9		2	2	1	1	
				*	2*	2	1	1	
		P2V 5FD	A9		1	1	1	1	1
				*	1*	1	1	1	1
		WV 2	A9		5	6	6	6	6
				*	5*	6	6	6	6
		WV 2E	A9		1				
				*	1*				
		R5D 2 3	A9			2	2	2	2
				*	*	2	2	2	2
		R5D 3	A9		1				
				*	1*				
		R5D 2	A9		1				
				*	1*				
		R5D 4R	A9			1	1	1	1
				*	*	1	1	1	1
		R4D 8	A9		1	2	2	2	2
				*	1*	2	2	2	2

CONFIDENTIAL

TOTAL PROGRAM & NON-PROGRAM AIRCRAFT

TABLE 2

LOCATION OF AIRCRAFT INVENTORY AND PLANNED OPERATING ASSIGNMENTS

DECLASSIFIED

BY COMMAND AND UNIT

RDT&E UNIT	LOCATION	MODEL	INVENTORY STATUS	INVENTORY NO. ON BOARD POOL	INVENTORY NO. ON BOARD OPERATING	PLANNED OPERATING ASSIGNMENTS 30 JUN 1961	PLANNED OPERATING ASSIGNMENTS 30 SEP 1961	PLANNED OPERATING ASSIGNMENTS 31 DEC 1961	PLANNED OPERATING ASSIGNMENTS 31 MAR 1962
		R4D 5 6	A9			2	2	2	2
				*	*	2	2	2	2
		R4D 6	A9		1				
		R4D 6	U	2					
				2*	1*				
		R4D 5	A9		2				
		R4D 5	U	1					
				1*	2*				
		R4D 6R	T	1					
				1*	*				
		R4Y 1	A9		2	3	3	3	3
				*	2*	3	3	3	3
		TF 1	A9		1	1	1	1	1
		TF 1	T	2					
				2*	1*	1	1	1	1
		GV 1	A9		1				
		GV 1	T	1					
				1*	1*				
		UF 1	A9		1	1	1	1	1
				*	1*	1	1	1	1
		JD 1	A9		1	1	1	1	1
				*	1*	1	1	1	1
		JD 1D	A9			3	1	1	1
				*	*	3	1	1	1
		T2J 1	A9		1	1	1	1	1
		T2J 1	T	2					
				2*	1*	1	1	1	1
		T2V 1	A9		7	7	7	6	6
		T2V 1	T	1					
				1*	7*	7	7	6	6
		F9F 8T	A9		4	5	8	8	8
		F9F 8T	T	1					
				1*	4*	5	8	8	8
		F3D 2T2	A9		5	2	2	2	2
				*	5*	2	2	2	2
		T 34B	A9		2	2	2	2	2
				*	2*	2	2	2	2
		T 28B	A9		3	3	3	3	3
				*	3*	3	3	3	3
		R4D 5S	T	1					
				1*	*				
		T 28BD	A9		3	2	2	2	2
				*	3*	2	2	2	2
		HSS 2	T	10					
		HSS 2	TR	1					
				11*	*				
		HSS 1	A9		2				
		HSS 1	T	5					
				5*	2*				
		HSS 1N	A9		3				
		HSS 1N	TR	1					
				1*	3*				
		HOK 1	T	1					
				1*	*				
		HRS 3	A9		1	1	1	1	1
				*	1*	1	1	1	1
		HU2K 1	A9		1			1	1
		HU2K 1	T	8					
				8*	1*			1	1
		HUS 1A	A9		1	1	1	1	1
				*	1*	1	1	1	1
		HUP 2	A9			1			
		HUP 2	T	1					
				1*	*	1			
		HTK 1	T	2					
				2*	*				
		ZS2G 1	A9		1	1	1		
				*	1*	1	1		
		ZPG 2	A9		3	2	2	3	3
				*	3*	2	2	3	3
		Y/F8U 2	A9		1				
				*	1*				
		Y/F8U 1	A9		4				
				*	4*				
		Y/F11F 1	A9		2				
		Y/F11F 1	D5	2					
				2*	2*				
		Y/FJ 4	A9		2				
				*	2*				
		Y/FJ 3	A9		1				
		Y/FJ 3	D5	1					
				1*	1*				
		Y/F8U 2N	A9		6				
				*	6*				
		Y/F3H 2	A9		4				
				*	4*				
		Y/F4H 1F	A9		1				
				*	1*				
		Y/F4D 1	A9		3				
		Y/F4D 1	D5	1					
				1*	3*				
		Y/A4D 2	A9		4				
				*	4*				
		Y/A4D 2N	A9		2				
				*	2*				
		Y/A4D 1	A9		3				
		Y/A4D 1	D5	1					
				1*	3*				
		Y/FJ 4B	A9		2				
				*	2*				
		Y/A3D 1Q	A9		1				
				*	1*				
		Y/A3D 1	A9		4				
				*	4*				
		Y/S2F 1	A9		1				
				*	1*				
		Y/WV 2	G5	1					
				1*	*				
		Y/R4Y 1	A9		1				
				*	1*				
		Y/T2J 1	A9		2				
				*	2*				
		Y/TV 2	A9		1				
				*	1*				
		Y/F9F 8T	A9		3				
				*	3*				
		Y/T 34B	A9		1				
				*	1*				
		Y/HSS 1	A9		1				
				*	1*				
		Y/HUL 1	A9		1				
				*	1*				
		YF8U 2N	A9		2				
				*	2*				
		YF4H 1F	A9		6				
				*	6*				
		YA3J 1	A9		4				
				*	4*				
		YS2F 3	A9		1				
				*	1*				
		YGV 1	A9		2				
				*	2*				
		YHSS 2	A9		6				
				*	6*				
		F9F 6K2	A9		14				
				*	14*				
		F9F 6K	A9		11				
				*	11*				
		F6F 5K	A9		5				
				*	5*				
TOTAL				126	238	153	153	154	147
PROGRAM				10	136	153	153	154	147
NON PROGRAM #				116	102	-	-	-	-

See Glossary. Operating includes aircraft reported in "A" number status. Pool includes aircraft reported in other than "A" status.

DECLASSIFIED

TOTAL PROGRAM & NON-PROGRAM AIRCRAFT

TABLE 2

DECLASSIFIED

LOCATION OF AIRCRAFT INVENTORY AND PLANNED OPERATING ASSIGNMENTS

BY COMMAND AND UNIT

April June 1961

RDT&E UNIT	LOCATION	MODEL	INVENTORY STATUS	INVENTORY NO. ON BOARD POOL	INVENTORY NO. ON BOARD OPERATING	PLANNED OPERATING ASSIGNMENTS 30 JUN 1961	PLANNED OPERATING ASSIGNMENTS 30 SEP 1961	PLANNED OPERATING ASSIGNMENTS 31 DEC 1961	PLANNED OPERATING ASSIGNMENTS 31 MAR 1962
RDT&E AIRCRAFT									
NAS RDT&E	ANACOSTIA	Y/S2F 1	A9		1				
				*	1*				
BWR	WALTHAM	F3H 2N	T	1					
		F3D 2	T	1					
		F3D 2M	T	1					
		F3D 1	U	1					
		F4D 1	T	1					
		R4D 5S	T	1					
				6*	*				
ONR	BOSTON	R4D 6R	T	1					
				1*	*				
NASA	CLEVELAND	R4D 6	U	1					
				1*	*				
NLO	EDWARDS AFB	F4H 1F	U	1					
		R4D 8	U	1					
				2*	*				
NPF	EL CENTRO	A4D 1	A9		2				
		AD 5	A9		1				
		AD 5N	A9		1				
		P2V 4	A9		1				
		R4D 5	A9		1				
		T2V 1	A9		1				
		F9F 8T	A9		2				
		F3D 2T2	A9		1				
		Y/TV 2	A9		1				
				*	11*				
NAF RDT&E	CHINA LAKE	FJ 4	A9		1				
		FJ 3D2	A9		9				
		FJ 3D2	D5	1					
		A4D 2	A9		1				
		A4D 2N	A9		1				
		FJ 4B	A9		1				
		AD 5N	A9		2				
		S2F 3	A9		1				
		P2V 4	A9		1				
		P2V 5FD	A9		1				
		F3D 2T2	A9		3				
		T 28BD	A9		3				
		Y/F8U 1	A9		3				
		Y/F8U 2N	A9		1				
		Y/A4D 2	A9		1				
		Y/A4D 1	A9		2				
		Y/A4D 1	D5	1					
		Y/FJ 4B	A9		1				
		Y/F9F 8T	A9		1				
		F9F 6K2	A9		14				
		F9F 6K	A9		9				
		F6F 5K	A9		4				
				2*	54*				
NASWF	KIRTLAND AFB	F3H 2	A9		2				
		F4H 1F	A9		1				
		A4D 2N	A9		1				
		FJ 4B	D5	1					
		A3J 1	A9		1				
		A3D 1	D5	1					
		AD 6	A9		1				
		S2F 1	A9		1				
		T2V 1	A9		1				
		F9F 8T	A9		1				
				2*	9*				
NADC	JOHNSVILLE	F8U 1P	A9		1				
		F9F 8P	A9		1				
		A4D 2N	A9		1				
		F9F 8B	A9		1				
		A3D 1P	A9		1				
		WF 2	A9		1				
		S2F 3	A9		1				
		P2V 7	A9		2				
		P2V 5F	A9		1				
		WV 2	A9		1				
		R4D 8	A9		1				
		R4Y 1	A9		1				
		HSS 1N	A9		1				
		Y/HSS 1	A9		1				
		F9F 6K	A9		2				
		F6F 5K	A9		1				
				*	18*				
NATFSI	LAKEHURST	F8U 1	A9		1				
		F11F 1	A9		1				
		FJ 4	G6	1					
		F3H 2N	G6	1					
		F4D 1	A9		1				
		AD 5N	A9		1				
		T2V 2	A9		1				
		Y/A4D 1	A9		1				
				2*	6*				
NAS	LAKEHURST	ZS2G 1	A9		1				
		ZPG 2	A9		2				
				*	3*				
NASA	LANGLEY FLD	F11F 1	U	1					
				1*	*				
NASA	MOFFETT FLD	R4D 6	U	1					
				1*	*				
MINEDEFDEVU	PANAMA CITY	HSS 1	A9		1				
		Y/HUL 1	A9		1				
				*	2*				
NAMC	PHILADELPHIA	F4H 1F	A9		1				
		T2J 1	A9		1				
		Y/T 34B	A9		1				
				*	3*				
NATC RDT&E	PTXNT RIVER	F8U 2	A9		4				
		F8U 1E	D5	1					
		F9F 8	A9		2				
		F3H 2N	A9		2				
		F4H 1F	A9		1				
		F4D 1	A9		2				
		A4D 2	A9		2				
		A4D 2N	A9		1				
		A4D 1	A9		1				
		FJ 4B	A9		2				
		FJ 4B	D5	1					
		F9F 8B	A9		1				
		A3D 2P	D5	1					
		A3D 2Q	A9		1				
		A3D 2	A9		1				
		AD 5	A9		1				
		AD 5	C	1					
		S2F 3	A9		1				
		S2F 1	A9		1				
		P2V 5F	A9		1				
		P2V 5F	D5	1					
		WV 2	A9		1				
		R5D 3	A9		1				
		R5D 2	A9		1				
		R4D 6	A9		1				
		R4D 5	A9		1				
		TF 1	A9		1				
		GV 1	A9		1				
		UF 1	A9		1				
		T2V 1	A9		4				
		F9F 8T	A9		1				
		T 28B	A9		3				
		HSS 1	A9		1				
		HSS 1N	A9		2				
		HRS 3	A9		1				
		HU2K 1	A9		1				
		HUS 1A	A9		1				
		Y/F8U 2	A9		1				
		Y/F8U 1	A9		1				
		Y/F11F 1	A9		2				
		Y/F11F 1	D5	2					
		Y/FJ 4	A9		2				
		Y/FJ 3	A9		1				
		Y/FJ 3	D5	1					
		Y/F8U 2N	A9		5				
		Y/F3H 2	A9		3				
		Y/F4D 1	A9		3				
		Y/F4D 1	D5	1					
		Y/A4D 2	A9		2				
		Y/A4D 2N	A9		1				
		Y/FJ 4B	A9		1				
		Y/A3D 1Q	A9		1				
		Y/A3D 1	A9		1				
		Y/WV 2	G5	1					
		Y/R4Y 1	A9		1				
		Y/T2J 1	A9		2				
		Y/F9F 8T	A9		2				
		YF8U 2N	A9		2				
		YF4H 1F	A9		5				
		YA3J 1	A9		4				
		YS2F 3	A9		1				
		YGV 1	A9		2				
		YHSS 2	A9		6				
				10*	95*				
USNMC RDT&E	POINT MUGU	F3H 2	A9		1				
		F3H 2	T	2					
		F4H 1F	A9		1				
		F4H 1F	T	1					
		F4D 1	A9		2				
		A4D 2N	A9		2				
		A4D 1	A9		1				
		A3D 1Q	A9		1				
		P2V 6M	A9		1				
		WV 2E	A9		1				
		R4Y 1	A9		1				
		Y/F3H 2	A9		1				
		Y/F4H 1F	A9		1				
		Y/A4D 2	A9		1				
		Y/A4D 2N	A9		1				
		Y/A3D 1	A9		3				
		YF4H 1F	A9		1				
				3*	19*				

[redacted]

DECLASSIFIED

[redacted]

TOTAL PROGRAM & NON-PROGRAM AIRCRAFT

TABLE 2

LOCATION OF AIRCRAFT INVENTORY AND PLANNED OPERATING ASSIGNMENTS

DECLASSIFIED

BY COMMAND AND UNIT

RDT&E UNIT	LOCATION	MODEL	INVENTORY STATUS	INVENTORY NO. ON BOARD POOL	INVENTORY NO. ON BOARD OPERATING	PLANNED OPERATING ASSIGNMENTS 30 JUN 1961	30 SEP 1961	31 DEC 1961	31 MAR 1962
MCAS AES 12	QUANTICO	T 34B	A9		2				
				*	2*				
NATU	QUONSET PNT	A4D 1	A9		1				
		S2F 1	A9		1				
				*	2*				
INSMAT	SCHENECTADY	HSS 1	T	1					
				1*	*				
NADU	SO WEYMOUTH	F4D 1	A9		2				
		S2F 1	A9		1				
		P2V 5F	A9		1				
		P2V 5FS	A9		2				
		WV 2	A9		3				
		JD 1	A9		1				
		F3D 2T2	A9		1				
		ZPG 2	A9		1				
				*	12*				
BUREAU OF NAVAL WEAPONS REPRESENTATIVES									
BWR RDT&E	BALTIMORE	F2H 2	T	1					
		F3D 2	T	1					
		F8U 1R	T	1					
		A3D 2P	T	1					
				4*	*				
BWR RDT&E	BETHPAGE	F11F 1	T	1					
		F9F 8B	T	1					
		A3D 1	T	1					
		A2F 1	T	5					
		W2F 1	T	2					
		WF 2	T	1					
		S2F 3	T	4					
		S2F 1	T	1					
		TF 1	T	2					
		F9F 8T	T	1					
				19*	*				
BWR RDT&E	BLOOMFIELD	HOK 1	T	1					
		HU2K 1	T	8					
		HTK 1	T	2					
				11*	*				
BWR RDT&E	BUFFALO	F3D 1	T	1					
				1*	*				
BWR RDT&E	BURBANK	P3V 1	T	1					
		P2V 7S	T	1					
		P2V 5FS	T	1					
		T2V 1	T	1					
				4*	*				
BWR RDT&E	COLUMBUS	FJ 4	T	1					
		F9F 8P	T	1					
		A3J 1	T	10					
		AJ 1	T	1					
		GV 1	T	1					
		T2J 1	T	2					
				16*	*				
BWR RDT&E	DALLAS	F8U 2	T	1					
		F8U 1	T	3					
		F8U 2N	T	3					
				7*	*				
BWR RDT&E	EST HARTFORD	HSS 2	T	10					
		HSS 2	TR	1					
		HSS 1	T	4					
		HSS 1N	TR	1					
				16*	*				
BWR RDT&E	EL SEGUNDO	A4D 2	T	1					
		A4D 2N	A9		1				
		A4D 2N	T	2					
		A3D 2P	T	1					
		A3D 2Q	T	2					
		A3D 2	T	1					
				7*	1*				
BWR RDT&E	MORTON	HUP 2	T	1					
				1*	*				
BWR RDT&E	ST LOUIS	F4H 1F	T	8					
				8*	*				
TOTAL				126	238	153	153	154	157
PROGRAM				10	136	153	153	154	147
NON PROGRAM #				116	102	-	-	-	-

See Glossary. Operating includes aircraft reported in "A" number status. Pool includes aircraft reported in other than "A" status.

[redacted]

CONFIDENTIAL

DECLASSIFIED

TOTAL PROGRAM & NON-PROGRAM AIRCRAFT

TABLE 2

LOCATION OF AIRCRAFT INVENTORY AND PLANNED OPERATING ASSIGNMENTS

BY COMMAND AND UNIT

BUWEPS FR UNIT	LOCATION	MODEL	INVENTORY STATUS	INVENTORY NO. ON BOARD
OVERHAUL & REPAIR ACTIVITIES				
O&R BUWEPS FR	ALAMEDA	F8U 2	ER	1
		F8U 2	EV	1
		F11F 1	EA	3
		FJ 4	EA	1
		FJ 4	EE	6
		FJ 4	Y	1
		FJ 3M	EA	8
		FJ 3D	EE	7
		FJ 3D	Y	1
		FJ 3D2	Y	1
		F9F 5KD	B	1
		A4D 2N	D1	1
		A4D 1	EA	1
		FJ 4B	EA	1
		FJ 4B	Y	1
		AD 6	EA	6
		AD 6	EN	1
		AD 6	ER	1
		AD 6	E1	1
		AD 5N	EA	1
		AD 5N	NX	1
		AD 5Q	EJ	1
		AD 5Q	F1	1
		AD 5W	EJ	8
		AD 5W	NX	1
		AD 5W	Y	1
		P2V 7	DE	3
		P2V 7	D5	1
		P2V 7S	B	1
		P2V 7S	MY	1
		P2V 6M	E5	4
		P2V 6TX	E5	1
		P2V 5F	DE	8
		P2V 5F	D5	9
		P2V 5F	E5	2
		P2V 5F	H5	1
		P2V 5FS	B	1
		UF 2	R	1
		UF 1	NX	1
		JD 1	Y	1
		TV 2D	P4	1
		SNB 5	P4	4
		HRS 3	P4	1
		HUK 1	Y	1
				100*
O&R BUWEPS FR	CHERRY POINT	F3H 2M	Y	1
		FJ 4	EA	1
		FJ 3	EA	4
		FJ 3	E5	9
		FJ 3M	EA	12
		FJ 3M	NX	26
		F2H 4	NX	4
		F2H 3	NX	4
		F2H 3	Y	1
		F9H 2	D1	1
		F9H 2	EA	2
		F9H 2X	D7	2
		F9H 2N	Y	3
		FJ 3D	E5	3
		OE 2	D1	1
		OE 1	D1	1
		OE 1	EZ	1
		R4Q 2	B	1
		R4Q 2	D3	4
				82*
O&R BUWEPS FR	JACKSONVILLE	F4D 1	D5	4
		F4D 1	EA	9
		F4D 1	NX	1
		A4D 2	EJ	1
		A4D 2	ER	4
		A3D 2	D1	1
		A3D 2	EA	2
		A3D 2	Y	1
		HSS 1	D1	1
		HSS 1	D4	4
		HSS 1	EA	3
		HSS 1	E1	9
		HSS 1N	B	1
		HSS 1N	D1	4
		HSS 1N	E1	7
		HOK 1	D1	3
		HOK 1	EA	1
		HOK 1	E1	16
		HO4S 3	E1	10
		HRS 3	D1	1
		HRS 3	EA	1
		HRS 3	E1	7
		HUS 1	D1	4
		HUS 1	EA	1
		HUS 1	E1	1
		HR2S 1	C	2
		HR2S 1	D1	5
		HR2S 1	EA	1
		HR2S 1	E1	1
		HUK 1	D1	2
		HUK 1	EA	1
		HUK 1	E1	5
		HUS 1A	D1	2
		HUS 1A	EA	1
		HUL 1	E1	2
		HUP 2	D1	2
		HUP 2	EA	1
		HUP 2	E1	4
		HTL 7	D1	5
		HTL 6	D1	2
		HTL 6	EA	1
		HTL 6	E1	11
				145*
O&R BUWEPS FR	LAKEHURST	HSS 1	G5	1
		ZPG 2	MW	1
		ZPG 2	NX	2
		ZPG 3W	HG	2
		ZPG 2W	MX	1
				7*
O&R BUWEPS FR	NORFOLK	F8U 2	B	1
		F8U 2	D1	1
		F8U 2	EA	3
		F8U 1	D5	1
		F8U 1	EA	3
		F8U 1	G5	1
		F8U 1E	D1	2
		F8U 1E	EA	2
		F8U 1E	Y	1
		F11F 1	D5	2
		F11F 1	E5	2
		F11F 1	MX	2
		F11F 1	NX	2
		F11F 1	Y	2
		F9F 8	D1	1
		F9F 8	PC	29
		F2H 4	Y	1
		F3H 2	ER	2
		F8U 1P	G5	1
		F9F 8P	D1	1
		F9F 6D	PC	1
		F9F 5KD	D1	2
		A4D 2	ER	1
		F9F 8B	B	2
		F9F 8B	DA	1
		F9F 8B	D1	14
		F9F 8B	E1	8
		P5M 2	NX	1
		P5M 2S	C	1
		P5M 1	MX	2
		P5M 1	NX	25
		JD 1	B	2
		JD 1	D1	3
		JD 1	E1	1
		F9F 8T	EA	2
		HSS 1	ER	1
		HUS 1A	ER	1
		HTL 4	MW	2
		F9F 6K2	G7	8
		F9F 6K2	HG	1
		F9F 6K2	MZ	2
		F9F 6K2X	E4	23
		F9F 6K	B3	1
		F9F 6K	G5	1
		F9F 6K	MZ	36
		F9F 6KX	E4	8
		F9F 6KX	MW	56
				266*
O&R BUWEPS FR	PENSACOLA	AD 6	ER	1
		S2F 2	D5	1
		S2F 1X	D5	1
		S2F 1	EE	1
		S2F 1	G6	1
		P5M 2	G4	1
		P5M 1	B	1
		P5M 1	G4	2
		P5M 1	G6	1
		UF 2	D1	1
		UF 2	EA	1
		UF 2	E1	1
		UF 1	B	1
		UF 1	D1	5

CONFIDENTIAL

[redacted]

TOTAL PROGRAM & NON-PROGRAM AIRCRAFT

TABLE 2

LOCATION OF AIRCRAFT INVENTORY AND PLANNED OPERATING ASSIGNMENTS

BY COMMAND AND UNIT

DECLASSIFIED

BUWEPS FR UNIT	LOCATION	MODEL	INVENTORY STATUS	INVENTORY NO. ON BOARD
		T2J 1	B	8
		T2J 1	D1	1
		T2J 1	EA	1
		T2J 1	G7	17
		T2J 1	H7	29
		T2J 1	Y	1
		SNB 5	B	3
		SNB 5	C	1
		SNB 5	DA	4
		SNB 5	D1	19
		SNB 5	EA	2
		SNB 5	E1	13
		SNB 5P	EA	1
		SNB 5P	E1	7
		T 34B	B	2
		T 34B	C	1
		T 34B	D1	12
		T 34B	E1	15
		T 34B	G6	9
		T 34B	MW	130
		T 28B	B	2
		T 28B	DA	3
		T 28B	D1	26
		T 28B	E1	15
		T 28C	DA	1
		T 28C	EA	1
		T 28C	E1	1
		T 28C	G6	3
		T 28C	I	2
		HTL 6	EJ	1
				344*
O&R BUWEPS FR	QUONSET PNT	A4D 2	D1	1
		A4D 2	EA	2
		A4D 2N	D1	1
		A4D 1	D1	1
		AD 7	DA	1
		AD 7	E1	12
		AD 6	DA	8
		AD 6	D1	43
		AD 6	EA	6
		AD 6	E1	13
		AD 6	G7	4
		AD 5	D1	8
		AD 5	E1	1
		AD 5	P4	1
		AD 5N	E1	1
		AD 5N	P4	2
		AD 5Q	DA	3
		AD 5Q	D1	2
		AD 5Q	EA	1
		AD 5Q	E1	2
		AD 5W	B	2
		AD 5W	DA	1
		AD 5W	D1	4
		AD 5W	EA	3
		AD 5W	E1	9
		P2V 5F	ER	1
		UC 1	D1	2
		HSS 1	Y	1
		HUP 2	FA	1
				137*
O&R BUWEPS FR	SAN DIEGO	F8U 2	D1	1
		F8U 1	D1	2
		F8U 1	EA	3
		F8U 1E	D1	1
		F11F 1	Y	1
		F3H 2M	P3	3
		F8U 2N	B	2
		F2H 4	MY	2
		F2H 4	NX	1
		F2H 3	P4	1
		F3H 2	D5	1
		F3H 2	EA	3
		F3H 2	NX	1
		F3H 2X	DG	1
		F3H 2X	D7	2
		F3H 2N	E7	1
		F3D 2M	MX	1
		F4D 1	EE	1
		F4D 1	E5	4
		F4D 1	MX	2
		F4D 1	NX	1
		F8U 1P	MX	1
		F8U 1P	NX	4
		F9F 5KD	B	1
		F3D 2Q	B	1
		F3D 2Q	E1	2
		F9F 8B	EU	1
		AD 6	C	1
		AD 6	EJ	1
		AD 6	NX	2
		AD 5	WE	1
		WF 2	D1	1
		S2F 1	E5	2
		S2F 1	HF	1
		P5M 2S	B	5
		P5M 1	EA	1
		P5M 1	E1	6
		P5M 1	MX	38
		P5M 1S	B3	2
		P5M 1S	NY	1
		P5M 1SX	G8	4
		UF 1	ER	2
		TV 2	B	1
		TV 2	EJ	1
		TV 2	EU	7
		F3D 2T2	B	1
		TV 2D	EU	1
		HSS 1	DA	1
		HSS 1	D1	3
		HSS 1	EA	2
		HSS 1	E1	3
		HSS 1N	B	3
		HSS 1N	D1	6
		HSS 1N	E1	1
		HOK 1	EJ	1
		HO4S 3	E1	1
		HRS 3	D1	1
		HRS 3	EA	4
		HRS 3	WD	1
		HRS 3	WE	1
		HUS 1	B	3
		HUS 1	D1	9
		HUS 1	E1	2
		HUP 2	WD	1
		HUP 2	WE	1
		YF2Y 1	P3	1
				169*
O&R BUWEPS FR	TULSA	TV 2	D1	10
				10*
BUREAU OF NAVAL WEAPONS REPRESENTATIVES				
BWR FR	BALTIMORE	P5M 2S	B	2
		P5M 2S	B2	1
		P5M 2SX	D1	8
				11*
BWR FR	BETHPAGE	W2F 1	V	1
		WF 2	R	1
		WF 2	V	1
		S2F 3	G5	7
		S2F 3	V	8
		S2F 1	R	12
		UF 2	R	1
				25*
BWRR FR	BLOOMFIELD	HU2K 1	V	8
				8*
BWR FR	BURBANK	P2V 7S	B	2
		P2V 7SX	G5	8
		P2V 5FS	B	1
		P2V 5FS	C	2
		P2V 5FS	G5	1
		P2V 5FSX	G5	19
		WV 2	G5	2
				35*
BWR FR	COLUMBUS	T2J 1	B	1
		T2J 1	G5	1
		T2J 1	G6	1
		T2J 1	G7	2
				5*
BWR FR	DALLAS	F8U 2	D5	1
		F8U 2N	B	5
		F8U 2N	T	1
		R5D 5	D3	2
		R5D 3	B	1
		R5D 3	D3	10
		R5D 3	E3	1
		R5D 2	B	1
		R5D 2	D3	2
		R5D 4R	D3	3
		R4D 8	D1	15
		R4D 6	B	2
		R4D 6	D1	3
		R4D 5	B	1
		R4D 5	D1	1
		R4D 8Z	D1	1
		HUP 3	HF	4
				54*

[redacted]

[redacted]

TOTAL PROGRAM & NON-PROGRAM AIRCRAFT

TABLE 2

LOCATION OF AIRCRAFT INVENTORY AND PLANNED OPERATING ASSIGNMENTS

DECLASSIFIED

BY COMMAND AND UNIT

BUWEPS FR UNIT	LOCATION	MODEL	INVENTORY STATUS	INVENTORY NO. ON BOARD	PLANNED OPERATING ASSIGNMENTS
BWR FR	EL SEGUNDO	A4D 2N	U	2	
		A4D 2N	V	3	
		A3D 2P	G5	1	
		A3D 2	G5	1	
				7*	
BWR FR	EST HARTFORD	HSS 2	EA	1	
		HSS 2	V	26	
		HSS 1N	V	17	
		HUS 1	V	7	
		HR2S 1	V	1	
				52*	
BWR FR	ST LOUIS	F4H 1F	B	6	
		T2V 1	T	1	
				7*	
BWR FR	W PALM BEACH	R6D 1	B	1	
		R6D 1	D3	3	
		R4Y 1	D3	4	
				8*	
MISCELLANEOUS BUWEPS ACTIVITIES					
POOL BUWEPS FR	BEAUFORT	F8U 1	ER	1	
				1*	
POOL BUWEPS FR	KEY WEST	F3H 2	HF	1	
				1*	
POOL BUWEPS FR	MEMPHIS	A3D 2	HF	1	
				1*	
POOL BUWEPS FR	OCEANA	A3D 2	HF	1	
				1*	
POOL BUWEPS FR	SO WEYMOUTH	FJ 3	Y	1	
		SNB 5	Y	1	
				2*	
ACFT ON LOAN BUWEPS FR					
ARC RESRCH LAB		R4D 5S	U	1	
				1*	
BLATZ AIRLINES		R4D 6R	U	1	
				1*	
CAL AIR CHARTR		R4D 5R	U	1	
				1*	
CEN AIRLNE INC		R4D 6R	U	2	
		R4D 5R	U	1	
				3*	
DEPT OF AGRI		SNB 5	U	1	
		R4D 6S	U	1	
				2*	
DEPT OF INT		R4D 6Q	U	1	
				1*	
DEPT OF JUSTCE		R4D 5	I	2	
				2*	
FED AVN AGENCY		F9F 8P	U	2	
		R4D 5	U	1	
		R4D 6R	U	16	
		R4D 5R	U	2	
		R4D 6Z	U	5	
		R4D 5Z	U	1	
		F9F 8T	U	1	
		R4D 6Q	U	3	
		R4D 5Q	U	4	
		R4D 6S	U	12	
		HR2S 1	U	1	
				48*	
FLYING CLUB	CRPS CHRISTI	T 34B	U	1	
				1*	
FLYING CLUB	JOHNSVILLE	T 34B	U	1	
				1*	
FLYING CLUB	LAKEHURST	T 34B	U	1	
				1*	
FLYING CLUB	NEW ORLEANS	T 34B	U	1	
				1*	
FLYING CLUB	NEW RIV JAX	T 34B	U	1	
				1*	
FLYING CLUB	PENSACOLA	T 34B	U	1	
				1*	
FLYING CLUB	ROTA	T 34B	U	1	
				1*	
FLYING CLUB	WHITING FLD	T 34B	U	1	
				1*	
GEN ELEC CO		T 34B	U	1	
				1*	
LAKE CEN AIRLN		R4D 6R	U	1	
		R4D 5R	U	1	
		T 34B	U	1	
				3*	
NO CEN AIRLNS		R4D 6R	U	2	
				2*	
OZARK AIR INC		R4D 5R	U	2	
				2*	
TRANS TEX AIRW		R4D 5R	U	2	
				2*	
U S ARMY		A4D 1	U	1	
		T2V 1	U	2	
		SNB 5	U	1	
		T 28B	U	2	
		R4D 6Q	U	4	
		R4D 5Q	U	1	
		R4D 6S	U	1	
		R4D 5S	U	1	
				13*	
USAF		F8U 1	U	1	
		F8U 1D	U	1	
		TV 2D	U	1	
		TV 2KD	U	1	
				4*	

[redacted]

[redacted]

TOTAL PROGRAM & NON-PROGRAM AIRCRAFT

TABLE 2

LOCATION OF AIRCRAFT INVENTORY AND PLANNED OPERATING ASSIGNMENTS

DECLASSIFIED

BY COMMAND AND UNIT

BUWEPS FR UNIT	LOCATION	MODEL	INVENTORY STATUS	INVENTORY NO. ON BOARD
STORAGE FACILITIES				
STORAGE FACLTY	LITCHFLD PRK	F8U 1	MX	2
		F11F 1	MX	45
		F9F 8	MX	2
		F9F 8	P3	100
		F9F 8	P4	6
		F9F 7	MX	24
		F9F 6	P3	167
		F9F 6	P4	1
		F3H 2M	P3	52
		F3H 2M	P4	1
		FJ 4	MX	1
		FJ 3	MX	43
		FJ 3	P4	16
		FJ 3M	MX	11
		F2H 4	MX	10
		F2H 4	P4	21
		F2H 3	MX	23
		F2H 3	P4	28
		F3H 2N	P3	11
		F4D 1	MX	22
		F8U 1P	MX	17
		F9F 8P	I	1
		F9F 8P	MX	44
		F9F 6D	MX	2
		F9F 6D	P3	14
		F9F 6D	P4	3
		FJ 3D	MX	3
		A4D 1	MX	3
		F9F 8B	MX	129
		F9F 8B	MY	3
		AD 6	MX	90
		AD 6	MY	4
		AD 5	MX	1
		AD 5	P4	25
		AD 5	WB	27
		AD 5N	MX	52
		AD 5N	P4	2
		AD 5N	WB	18
		AD 5Q	MX	3
		AD 5W	MX	79
		AD 5W	P4	5
		AD 5W	WB	2
		S2F 2	MX	7
		S2F 1	MX	26
		S2F 1	P4	1
		S2F 1T	MX	2
		P2V 6	MX	7
		P2V 6F	MX	1
		P2V 6M	MX	5
		P2V 6T	MX	5
		P2V 4	MX	23
		P2V 4	P4	7
		P2V 4	WB	6
		WV 2	MX	23
		R4Q 2	MX	3
		R4D 6	MX	7
		R4D 5	MX	10
		R4D 6R	MX	2
		R4D 5R	MX	7
		R4D 6Z	MX	1
		UF 1	MX	18
		UF 1T	MX	2
		JD 1	MX	15
		JD 1	P4	5
		JD 1D	MX	2
		JD 1D	P4	1
		T2V 1	MX	56
		TV 2	F1	1
		TV 2	MX	231
		TV 2	MY	1
		TV 2	P4	1
		F9F 8T	MX	14
		F3D 2T2	MX	15
		TV 2D	MX	3
		TV 2D	P4	2
		TV 2KD	MX	6
		TV 2KD	P4	1
		SNB 5	MX	204
		SNB 5	P4	42
		SNB 5P	MX	9
		T 34B	MX	12
		T 28B	MX	48
		T 28C	MX	95
		R4D 6S	MX	3
		R4D 5S	MX	7
		T 28BD	MX	2
		HRS 3	MX	1
		HRS 3	P4	9
		HRS 3	WB	6
		HUP 2	P4	16
		HUP 2	WB	11
		F9F 6K	MY	15
		P4Y 2K	MY	8
				2114*
NON OPERATIONAL SUPPORT				1015
RESERVE STOCK				1743
TOTAL PROGRAM				2758
NON PROGRAM (INCLUDING DRONES)				928
TOTAL INVENTORY				3686

[redacted]

C[redacted]
DECLASSIFIED

PROGRAM AIRCRAFT

TABLE 3

PROGRAM INVENTORY BY STATUS AND PLANNED OPERATING ASSIGNMENTS

BY COMMAND, CLASS AND MODEL

CLASS AND MODEL	COMMAND	TOTAL	BUWEPS FR: NON OPERATIONAL SUPPORT	BUWEPS FR: RESERVE STOCK	OPERATING COMMANDS: OPERATIONAL POOL: READY FOR ISSUE	OPERATING COMMANDS: OPERATIONAL POOL: NOT READY FOR ISSUE: UNDG. PAR & AIRLINE MAINTENANCE	OPERATING COMMANDS: OPERATIONAL POOL: NOT READY FOR ISSUE: OTHER	OPERATING COMMANDS: ON BOARD OPERATING INV.	PLANNED OPT'G. ASSIGNMENTS: 30 JUN 1961	PLANNED OPT'G. ASSIGNMENTS: 30 SEP 1961	PLANNED OPT'G. ASSIGNMENTS: 31 DEC 1961	PLANNED OPT'G. ASSIGNMENTS: 31 MAR 1962
	LANT	2245			78	131	92	1944	1971	1943	1948	1935
	PAC	2600			169	217	146	2068	2294	2307	2336	2323
	NABS	569			2	10	8	549	559	559	558	555
	NATRA	1354			10	57	47	1240	1298	1298	1298	1298
	NART	769			22	44	14	689	741	732	732	721
	RDT&E	146			1	7	2	136	153	153	154	147
	BUWPS	2758	1015	1743								
		10441	1015	1743	282	466	309	6626	7016	6992	7026	6979
FIGHTER JET	LANT	508			17	55	22	414	451	450	452	438
	PAC	723			46	98	19	560	635	625	629	629
	NABS	12				2	1	9	11	11	11	11
	NATRA	125			1	14	12	98	114	114	114	114
	NART	107			7	6		94	96	96	88	88
	RDT&E	34				2	2	30	50	50	51	44
	BUWPS	456	155	301								
		1965	155	301	71	177	56	1205	1357	1346	1345	1324
ATTACK JET	LANT	523			15	36	28	444	434	411	416	420
	PAC	621			60	72	61	428	495	516	533	531
	NATRA	80			4			76	84	84	84	84
	NART	101			4		2	95	103	97	103	103
	RDT&E	29				4		25	23	23	23	23
	BUWPS	187	52	135								
		1541	52	135	83	112	91	1068	1139	1131	1159	1161
ATTACK PROP	LANT	188			6	4	6	172	176	172	172	168
	PAC	209			10	5	11	183	196	196	196	190
	NABS	3						3	5	5	5	5
	NATRA	28						28	31	31	31	31
	NART	68					2	66	70	70	65	54
	RDT&E	9			1			8	14	14	14	14
	BUWPS	384	151	233								
		889	151	233	17	9	19	460	492	488	483	462
ANTI SUBMARINE	LANT	144			10	13	3	118	115	115	115	115
	PAC	105			1	8	3	93	89	89	89	89
	NABS	7						7	6	6	6	4
	NATRA	120			3	17	6	94	98	98	98	98
	NART	203			5	25	3	170	180	180	180	180
	RDT&E	7						7	4	4	4	4
	BUWPS	51	16	35								
		637	16	35	19	63	15	489	492	492	492	490
PATROL	LANT	209			8	7	1	193	188	189	189	189
	PAC	201			15	10	7	169	182	182	182	182
	NABS	2						2	2	2	2	2
	NATRA	17						17	20	20	20	20
	NART	89			3	13	3	70	65	57	57	57
	RDT&E	12				1		11	12	12	12	12
	BUWPS	209	100	109								
		739	100	109	26	31	11	462	469	462	462	462
WARNING	LANT	54			8		12	34	23	23	23	23
	PAC	44			1		9	34	37	34	34	34
	NABS	4						4	3	6	6	6
	NATRA	6						6	6	6	6	6
	RDT&E	6						6	6	6	6	6
	BUWPS	25	2	23								
		139	2	23	9		21	84	75	75	75	75
OBSERVATION	LANT	11			2			9	10	10	9	9
	PAC	25			4		1	20	21	21	18	18
	BUWPS	4	4									
		40	4		6		1	29	31	31	27	27
TRANSPORT PROP	LANT	150			3	6	4	137	143	146	142	136
	PAC	122			6	4	5	107	108	103	103	104
	NABS	87				1	2	84	85	84	84	84
	NATRA	15						15	14	14	14	14
	NART	52					2	50	61	61	62	62
	RDT&E	9						9	11	11	11	11
	BUWPS	86	56	30								
		521	56	30	9	11	13	402	422	419	416	411
IN FLGT REFUEL	LANT										3	4
	PAC	4						4	8	9	12	12
	RDT&E	1						1				
		5						5	8	9	15	16

CONFIDENTIAL

PROGRAM AIRCRAFT

DECLASSIFIED

TABLE 3

PROGRAM INVENTORY BY STATUS AND PLANNED OPERATING ASSIGNMENTS

BY COMMAND, CLASS AND MODEL

CLASS AND MODEL	COMMAND	TOTAL	BUWEPS FR: NON OPERATIONAL SUPPORT	BUWEPS FR: RESERVE STOCK	OPERATING COMMANDS: OPERATIONAL POOL: READY FOR ISSUE	OPERATING COMMANDS: OPERATIONAL POOL: NOT READY FOR ISSUE: UNDG. PAR & AIRLINE MAINTENANCE	OPERATING COMMANDS: OPERATIONAL POOL: NOT READY FOR ISSUE: OTHER	OPERATING COMMANDS: ON BOARD OPERATING INV.	PLANNED OPT'G. ASSIGNMENTS: 30 JUN 1961	PLANNED OPT'G. ASSIGNMENTS: 30 SEP 1961	PLANNED OPT'G. ASSIGNMENTS: 31 DEC 1961	PLANNED OPT'G. ASSIGNMENTS: 31 MAR 1962
UTILITY	LANT	27			3		1	23	28	28	28	28
	PAC	43			3			40	40	40	40	40
	NABS	34			2			32	33	35	34	34
	NATRA	6						6	4	4	4	4
	NART	2						2	2	2	2	2
	RDT&E	2						2	5	3	3	3
	BUWPS	58	20	38								
		172	20	38	8		1	105	112	112	111	111
TRAINING JET	LANT	105				9	2	94	91	89	89	89
	PAC	149			12	20	2	115	127	124	124	124
	NABS	87				6		81	83	82	82	82
	NATRA	259				26	10	223	265	265	265	265
	NART	40			2		1	37	40	40	40	40
	RDT&E	17						17	15	18	17	17
	BUWPS	412	86	326								
		1069	86	326	14	61	15	567	621	618	617	617
TRAINING PROP	LANT	37						37	34	32	32	34
	PAC	59			5		5	49	49	49	49	46
	NABS	269					3	266	266	263	263	262
	NATRA	627			2		18	607	590	590	590	590
	NART	50					1	49	65	65	65	64
	RDT&E	8						8	7	7	7	7
	BUWPS	644	138	506								
		1694	138	506	7		27	1016	1011	1006	1006	1003
ROTARY WING	LANT	283			6		13	264	270	270	270	274
	PAC	295			6		23	266	307	319	327	324
	NABS	64				1	2	61	65	65	65	65
	NATRA	71					1	70	72	72	72	72
	NART	57			1			56	59	64	70	71
	RDT&E	8						8	3	2	3	3
	BUWPS	236	233	3								
		1014	233	3	13	1	39	725	776	792	807	809
AIRSHIPS	LANT	6				1		5	8	8	8	8
	RDT&E	4						4	3	3	3	3
	BUWPS	6	2	4								
		16	2	4		1		9	11	11	11	11
FIGHTER JET												
VF DAY	LANT	236			11	34	7	184	193	175	175	157
	PAC	285			30	34	9	212	232	209	199	168
	NABS	1					1					
	NATRA	117			1	14	12	90	106	106	106	106
	NART	107			7	6		94	96	96	88	88
	RDT&E	11				1	1	9	19	17	15	8
	BUWPS	239	81	158								
		996	81	158	49	89	30	589	646	603	583	527
VF AW	LANT	218			1	18	14	185	209	226	228	232
	PAC	325			10	45	9	261	312	325	339	370
	RDT&E	17					1	16	24	26	29	29
	BUWPS	124	52	72								
		684	52	72	11	63	24	462	545	577	596	631
VF P	LANT	39			2	3	1	33	36	36	36	36
	PAC	61			1	12		48	50	50	50	50
	NABS	1						1	1	1	1	1
	NATRA	8						8	8	8	8	8
	RDT&E	2						2	4	4	4	4
	BUWPS	69	3	66								
		180	3	66	3	15	1	92	99	99	99	99
VF D	LANT	9			3			6	7	7	7	7
	PAC	25			1	6		18	18	18	18	18
	NABS	8				2		6	8	8	8	8
	RDT&E	4				1		3	3	3	3	3
	BUWPS	17	12	5								
		63	12	5	4	9		33	36	36	36	36
VF KD	PAC	7			2			5	5	5	5	5
	NABS	2						2	2	2	2	2
	BUWPS	4	4									
		13	4		2			7	7	7	7	7

DECLASSIFIED [redacted]

PROGRAM AIRCRAFT

TABLE 3

PROGRAM INVENTORY BY STATUS AND PLANNED OPERATING ASSIGNMENTS

BY COMMAND, CLASS AND MODEL

CLASS AND MODEL	COMMAND	TOTAL	BUWEPS FR: NON OPERATIONAL SUPPORT	BUWEPS FR: RESERVE STOCK	OPERATING COMMANDS: OPERATIONAL POOL: READY FOR ISSUE	OPERATING COMMANDS: OPERATIONAL POOL: NOT READY FOR ISSUE: UNDG. PAR & AIRLINE MAINTENANCE	OPERATING COMMANDS: OPERATIONAL POOL: NOT READY FOR ISSUE: OTHER	OPERATING COMMANDS: ON BOARD OPERATING INV.	PLANNED OPT'G. ASSIGNMENTS: 30 JUN 1961	PLANNED OPT'G. ASSIGNMENTS: 30 SEP 1961	PLANNED OPT'G. ASSIGNMENTS: 31 DEC 1961	PLANNED OPT'G. ASSIGNMENTS: 31 MAR 1962
VF Q	LANT	6						6	6	6	6	6
	PAC	20			2	1	1	16	18	18	18	18
	BUWPS	3	3									
		29	3		2	1	1	22	24	24	24	24
		1965	155	301	71	177	56	1205	1357	1346	1345	1324
ATTACK JET												
VA DAY	LANT	411			13	25	19	354	340	328	328	328
	PAC	527			55	63	52	357	420	443	448	440
	NATRA	80			4			76	84	84	84	84
	NART	101			4		2	95	103	97	103	103
	RDT&E	22				2		20	17	17	17	17
	BUWPS	179	44	135								
		1320	44	135	76	90	73	902	964	969	980	972
VA P	LANT	12			1	2		9	9	9	9	9
	PAC	12			1	2		9	9	8	8	8
	RDT&E	2				1		1				
	BUWPS	1	1									
		27	1		2	5		19	18	17	17	17
VA Q	LANT	11			1		1	9	18	18	18	18
	PAC	9				1	1	7	8	8	8	8
	RDT&E	2						2				
		22			1	1	2	18	26	26	26	26
VA HT	LANT	6				1		5				
	PAC	6			1	1		4	4	3	3	3
		12			1	2		9	4	3	3	3
VA H	LANT	83				8	8	67	67	56	61	65
	PAC	67			3	5	8	51	54	54	66	72
	RDT&E	3				1		2	6	6	6	6
	BUWPS	7	7									
		160	7		3	14	16	120	127	116	133	143
		1541	52	135	83	112	91	1068	1139	1131	1159	1161
ATTACK PROP												
VA DAY	LANT	120			3		3	114	115	111	111	107
	PAC	138			7		11	120	130	130	130	124
	NABS	1						1	3	3	3	3
	NATRA	28						28	25	25	25	25
	NART	51					2	49	55	55	50	39
	RDT&E	4			1			3	4	4	4	4
	BUWPS	205	108	97								
		547	108	97	11		16	315	332	328	323	302
VA AW	LANT	14			1			13	14	14	14	14
	PAC	18				1		17	18	18	18	18
	NABS	2						2	2	2	2	2
	NATRA								6	6	6	6
	NART	17						17	15	15	15	15
	RDT&E	4						4	6	6	6	6
	BUWPS	68	12	56								
		123	12	56	1	1		53	61	61	61	61
VA W	LANT	54			2	4	3	45	47	47	47	47
	PAC	53			3	4		46	48	48	48	48
	RDT&E	1						1	4	4	4	4
	BUWPS	111	31	80								
		219	31	80	5	8	3	92	99	99	99	99
		889	151	233	17	9	19	460	492	488	483	462
ANTI SUBMARINE												
VS	LANT	144			10	13	3	118	115	115	115	115
	PAC	105			1	8	3	93	89	89	89	89
	NABS	7						7	6	6	6	4
	NATRA	120			3	17	6	94	98	98	98	98
	NART	203			5	25	3	170	180	180	180	180
	RDT&E	7						7	4	4	4	4
	BUWPS	51	16	35								
		637	16	35	19	63	15	489	492	492	492	490

[redacted]

DECLASSIFIED

PROGRAM AIRCRAFT

TABLE 3

PROGRAM INVENTORY BY STATUS AND PLANNED OPERATING ASSIGNMENTS

BY COMMAND, CLASS AND MODEL

CLASS AND MODEL	COMMAND	TOTAL	BUWEPS FR: NON OPERATIONAL SUPPORT	BUWEPS FR: RESERVE STOCK	OPERATING COMMANDS: OPERATIONAL POOL: READY FOR ISSUE	OPERATING COMMANDS: OPERATIONAL POOL: NOT READY FOR ISSUE: UNDG. PAR & AIRLINE MAINTENANCE	OPERATING COMMANDS: OPERATIONAL POOL: NOT READY FOR ISSUE: OTHER	OPERATING COMMANDS: ON BOARD OPERATING INV.	PLANNED OPT'G. ASSIGNMENTS: 30 JUN 1961	PLANNED OPT'G. ASSIGNMENTS: 30 SEP 1961	PLANNED OPT'G. ASSIGNMENTS: 31 DEC 1961	PLANNED OPT'G. ASSIGNMENTS: 31 MAR 1962
PATROL												
VP L	LANT	171			8	7	1	155	150	162	162	162
	PAC	140			13	10	2	115	120	120	120	120
	NABS	1						1	1	1	1	1
	NATRA	12						12	10	10	10	10
	NART	89			3	13	3	70	65	57	57	57
	RDT&E	11				1		10	11	11	11	11
	BUWPS	107	65	42								
		531	65	42	24	31	6	363	357	361	361	361
VP LD	LANT	2						2	2	2	2	2
	PAC	4			1		1	2	2	2	2	2
	NABS	1						1	1	1	1	1
	RDT&E	1						1	1	1	1	1
		8			1		1	6	6	6	6	6
VP S	LANT	36						36	36	25	25	25
	PAC	57			1		4	52	60	60	60	60
	NATRA	5						5	10	10	10	10
	BUWPS	102	35	67								
		200	35	67	1		4	93	106	95	95	95
		739	100	109	26	31	11	462	469	462	462	462
WARNING												
VW WEA	LANT	7					2	5	6	6	6	6
		7					2	5	6	6	6	6
VW AEW	LANT	43			8		9	26	14	14	14	14
	PAC	40					9	31	34	31	31	31
	NABS	4						4	3	6	6	6
	NATRA	6						6	6	6	6	6
	RDT&E	6						6	6	6	6	6
	BUWPS	25	2	23								
		124	2	23	8		18	73	63	63	63	63
VW Q	LANT	4					1	3	3	3	3	3
	PAC	4			1			3	3	3	3	3
		8			1		1	6	6	6	6	6
		139	2	23	9		21	84	75	75	75	75
OBSERVATION												
VO	LANT	11			2			9	10	10	9	9
	PAC	25			4		1	20	21	21	18	18
	BUWPS	4	4									
		40	4		6		1	29	31	31	27	27
		40	4		6		1	29	31	31	27	27
TRANSPORT PROP												
VR H	LANT	31				2	1	28	31	30	30	30
	PAC	54			1		4	49	47	42	41	41
	NABS	15						15	14	14	14	14
	NATRA	4						4	4	4	4	4
	NART	35					1	34	44	44	45	45
	RDT&E	2						2	3	3	3	3
	BUWPS	24	24									
		165	24		1	2	6	132	143	137	137	137
VR M	LANT	82			2	1	1	78	80	84	81	76
	PAC	40			3		1	36	38	38	38	38
	NABS	63					2	61	62	61	61	61
	NATRA	11						11	10	10	10	10
	NART	16						16	16	16	16	16
	RDT&E	6						6	7	7	7	7
	BUWPS	62	32	30								
		280	32	30	5	1	4	208	213	216	213	208

CONFIDENTIAL

PROGRAM AIRCRAFT

DECLASSIFIED

TABLE 3

PROGRAM INVENTORY BY STATUS AND PLANNED OPERATING ASSIGNMENTS

BY COMMAND, CLASS AND MODEL

CLASS AND MODEL	COMMAND	TOTAL	BUWEPS FR: NON OPERATIONAL SUPPORT	BUWEPS FR: RESERVE STOCK	OPERATING COMMANDS: OPERATIONAL POOL: READY FOR ISSUE	OPERATING COMMANDS: OPERATIONAL POOL: NOT READY FOR ISSUE: UNDG. PAR & AIRLINE MAINTENANCE	OPERATING COMMANDS: OPERATIONAL POOL: NOT READY FOR ISSUE: OTHER	OPERATING COMMANDS: ON BOARD OPERATING INV.	PLANNED OPT'G. ASSIGNMENTS: 30 JUN 1961	PLANNED OPT'G. ASSIGNMENTS: 30 SEP 1961	PLANNED OPT'G. ASSIGNMENTS: 31 DEC 1961	PLANNED OPT'G. ASSIGNMENTS: 31 MAR 1962
VR C	LANT	37			1	3	2	31	32	32	31	30
	PAC	28			2	4		22	23	23	24	25
	NABS	9				1		8	9	9	9	9
	NART	1					1		1	1	1	1
	RDT&E	1						1	1	1	1	1
		76			3	8	3	62	66	66	66	66
		521	56	30	9	11	13	402	422	419	416	411
IN FLGT REFUEL												
VG	LANT										3	4
	PAC	4						4	8	9	12	12
	RDT&E	1						1				
		5						5	8	9	15	16
UTILITY												
VU SAR	LANT	16			3			13	17	17	17	17
	PAC	23			2			21	21	21	21	21
	NABS	20			2			18	16	18	18	18
	NATRA	2						2	2	2	2	2
	RDT&E	1						1	1	1	1	1
	BUWPS	34	13	21								
		96	13	21	7			55	57	59	59	59
VU TOW	LANT	11					1	10	11	11	11	11
	PAC	15						15	15	15	15	15
	RDT&E	1						1	1	1	1	1
	BUWPS	22	7	15								
		49	7	15			1	26	27	27	27	27
VU T&D	PAC	5			1			4	4	4	4	4
	NABS								1	1		
	RDT&E								3	1	1	1
	BUWPS	2		2								
		7		2	1			4	8	6	5	5
VU L	NABS	14						14	16	16	16	16
	NATRA	4						4	2	2	2	2
	NART	2						2	2	2	2	2
		20						20	20	20	20	20
		172	20	38	8		1	105	112	112	111	111
TRAINING JET												
VT	LANT	105				9	2	94	91	89	89	89
	PAC	146			12	20	2	112	124	121	121	121
	NABS	84				6		78	80	79	79	79
	NATRA	259				26	10	223	265	265	265	265
	NART	40			2		1	37	40	40	40	40
	RDT&E	17						17	16	18	17	17
	BUWPS	402	85	317								
		1053	85	317	14	61	15	561	615	612	611	611
VT D	PAC	3						3	3	3	3	3
	NABS	2						2	2	2	2	2
	BUWPS	4	1	3								
		9	1	3				5	5	5	5	5
VT KD	NABS	1						1	1	1	1	1
	BUWPS	6		6								
		7		6				1	1	1	1	1
		1069	86	326	14	61	15	567	621	618	617	617

CONFIDENTIAL

TABLE 3

PROGRAM AIRCRAFT

DECLASSIFIED

PROGRAM INVENTORY BY STATUS AND PLANNED OPERATING ASSIGNMENTS

BY COMMAND, CLASS AND MODEL

CLASS AND MODEL	COMMAND	TOTAL	BUWEPS FR: NON OPERATIONAL SUPPORT	BUWEPS FR: RESERVE STOCK	OPERATING COMMANDS: OPERATIONAL POOL: READY FOR ISSUE	OPERATING COMMANDS: OPERATIONAL POOL: NOT READY FOR ISSUE: UNDG. PAR & AIRLINE MAINTENANCE	OPERATING COMMANDS: OPERATIONAL POOL: NOT READY FOR ISSUE: OTHER	OPERATING COMMANDS: ON BOARD OPERATING INV.	PLANNED OPT'G. ASSIGNMENTS: 30 JUN 1961	PLANNED OPT'G. ASSIGNMENTS: 30 SEP 1961	PLANNED OPT'G. ASSIGNMENTS: 31 DEC 1961	PLANNED OPT'G. ASSIGNMENTS: 31 MAR 1962
TRAINING PROP												
VT ME	LANT	23						23	23	21	21	21
	PAC	45			4		5	36	36	36	36	33
	NABS	206					2	204	199	192	192	192
	NATRA	72					1	71	71	71	71	71
	NART	29					1	28	31	31	31	30
	BUWPS	247	43	204								
		622	43	204	4		9	362	360	351	351	347
VT MEP	PAC	6			1			5	5	5	5	5
	NABS	9						9	8	8	8	8
	NATRA	9					1	8	8	8	8	8
	NART	4						4	4	4	4	4
	BUWPS	11	2	9								
		39	2	9	1		1	26	25	25	25	25
VT SE	LANT	12						12	9	9	9	11
	PAC	8						8	8	8	8	8
	NABS	51					1	50	56	60	60	60
	NATRA	532			2		16	514	499	499	499	499
	NART	15						15	28	28	28	28
	RDT&E	5						5	5	5	5	5
	BUWPS	374	93	281								
		997	93	281	2		17	604	605	609	609	611
VT E	NART	2						2	2	2	2	2
	BUWPS	10		10								
		12		10				2	2	2	2	2
VT NAV	NATRA	14						14	12	12	12	12
		14						14	12	12	12	12
VT D	LANT	2						2	2	2	2	2
	NABS	3						3	3	3	3	2
	RDT&E	3						3	2	2	2	2
	BUWPS	2		2								
		10		2				8	7	7	7	6
		1694	138	506	7		27	1016	1011	1006	1006	1003
ROTARY WING												
HS	LANT	93			1		6	86	92	92	92	92
	PAC	70			1		8	61	71	71	71	71
	NATRA									10	10	10
	NART	24						24	26	31	42	51
	RDT&E	5						5				
	BUWPS	95	95									
		287	95		2		14	176	189	204	215	224
HO	LANT	10			1			9	9	9	9	9
	PAC	24					1	23	24	24	24	24
	NABS	3					1	2	4	4	4	4
	NATRA	21						21	21	21	21	21
	BUWPS	32	32									
		90	32		1		2	55	58	58	58	58
HR L	LANT	110			3		4	103	94	94	94	98
	PAC	134			3		9	122	164	162	167	167
	NABS	38				1		37	38	38	38	38
	NATRA	10						10	10	10	10	10
	RDT&E	1						1	1	1	1	1
	BUWPS	42	41	1								
		335	41	1	6	1	13	273	307	305	310	314
HR M	LANT	14						14	14	14	14	14
	PAC	12						12	13	13	13	13
	NABS	2						2	2	2	2	2
	BUWPS	10	10									
		38	10					28	29	29	29	29
HU	LANT	49			1		3	45	54	55	55	57
	PAC	54			2		5	47	33	47	50	47
	NABS	21					1	20	21	21	21	21
	NATRA	13					1	12	14	4	4	4
	NART	31			1			30	30	30	25	16
	RDT&E	2						2	2	1	2	2
	BUWPS	35	35									
		205	35		4		10	156	154	158	157	147

DECLASSIFIED

[redacted]

TABLE 3

PROGRAM INVENTORY BY STATUS AND PLANNED OPERATING ASSIGNMENTS

BY COMMAND, CLASS AND MODEL

CLASS AND MODEL	COMMAND	TOTAL	BUWEPS FR: NON OPERATIONAL SUPPORT	BUWEPS FR: RESERVE STOCK	OPERATING COMMANDS: OPERATIONAL POOL: READY FOR ISSUE	OPERATING COMMANDS: OPERATIONAL POOL: NOT READY FOR ISSUE: UNDG. PAR & AIRLINE MAINTENANCE	OPERATING COMMANDS: OPERATIONAL POOL: NOT READY FOR ISSUE: OTHER	OPERATING COMMANDS: ON BOARD OPERATING INV.	PLANNED OPT'G. ASSIGNMENTS: 30 JUN 1961	PLANNED OPT'G. ASSIGNMENTS: 30 SEP 1961	PLANNED OPT'G. ASSIGNMENTS: 31 DEC 1961	PLANNED OPT'G. ASSIGNMENTS: 31 MAR 1962
HT	LANT	7						7	7	6	6	4
	PAC	1						1	2	2	2	2
	NATRA	27						27	27	27	27	27
	NART	2						2	3	3	3	4
	BUWPS	22	20	2								
		59	20	2				37	39	38	38	37
		1014	233	3	13	1	39	725	776	792	807	809
AIRSHIPS												
ZP	LANT	3						3	4	4	4	4
	RDT&E	4						4	3	3	3	3
	BUWPS	3		3								
		10		3				7	7	7	7	7
ZW	LANT	3				1		2	4	4	4	4
	BUWPS	3	2	1								
		6	2	1		1		2	4	4	4	4
		16	2	4		1		9	11	11	11	11
FIGHTER JET												
VF DAY *F8U 2	LANT	71			1	13	4	53	56	54	54	54
	PAC	84			1	15	1	67	72	72	72	72
	RDT&E	4						4	6	6	6	6
	BUWPS	9	9									
		168	9		2	28	5	124	134	132	132	132
F8U 1	LANT	93			5	13	3	72	74	66	68	57
	PAC	108			23	8	6	71	83	78	68	45
	NABS	1					1					
	RDT&E	1						1	6	4	2	2
	BUWPS	13	11	2								
		216	11	2	28	21	10	144	163	148	138	104
F8U 1E	LANT	37				6		31	36	36	36	36
	PAC	63			4	5	2	52	58	40	40	40
	RDT&E	1				1						
	BUWPS	6	6									
		107	6		4	12	2	83	94	76	76	76
F11F 1	LANT	1						1				
	PAC	1			1							
	NATRA	76			1	9	10	56	70	70	70	70
	RDT&E	1						1				
	BUWPS	59	10	49								
		138	10	49	2	9	10	58	70	70	70	70
F9F 8	NART	17			1			16	16	16	8	8
	RDT&E	2						2				
	BUWPS	3	1	2								
		22	1	2	1			18	16	16	8	8
F9F 7	BUWPS	24		24								
		24		24								
F3H 2M	BUWPS	1	1									
		1	1									
FJ 4	PAC	29			1	6		22	19	19	19	11
	NATRA	41				5	2	34	36	36	36	36
	NART	21			4	1		16	16	16	16	16
	RDT&E	2					1	1	4	5	5	
	BUWPS	10	9	1								
		103	9	1	5	12	3	73	75	76	76	63
FJ 3	LANT	8			2			6	6			
	NART	35			2	2		31	29	29	29	29
	RDT&E								3	2	2	
	BUWPS	57	14	43								
		100	14	43	4	2		37	38	31	31	29
FJ 3M	LANT	26			3	2		21	21	19	17	10
	NART	34				3		31	35	35	35	35
	BUWPS	57	20	37								
		117	20	37	3	5		52	56	54	52	45
		996	84	158	49	89	30	589	646	603	583	527

* COMBAT FIRST LINE MODELS

CONFIDENTIAL

[redacted]

TABLE 3

PROGRAM AIRCRAFT

DECLASSIFIED

PROGRAM INVENTORY BY STATUS AND PLANNED OPERATING ASSIGNMENTS

BY COMMAND, CLASS AND MODEL

CLASS AND MODEL	COMMAND	TOTAL	BUWEPS FR: NON OPERATIONAL SUPPORT	BUWEPS FR: RESERVE STOCK	OPERATING COMMANDS: OPERATIONAL POOL: READY FOR ISSUE	OPERATING COMMANDS: OPERATIONAL POOL: NOT READY FOR ISSUE: UNDG. PAR & AIRLINE MAINTENANCE	OPERATING COMMANDS: OPERATIONAL POOL: NOT READY FOR ISSUE: OTHER	OPERATING COMMANDS: ON BOARD OPERATING INV.	PLANNED OPT'G. ASSIGNMENTS: 30 JUN 1961	PLANNED OPT'G. ASSIGNMENTS: 30 SEP 1961	PLANNED OPT'G. ASSIGNMENTS: 31 DEC 1961	PLANNED OPT'G. ASSIGNMENTS: 31 MAR 1962
VF AW												
*F8U 2N	LANT	24						24	20	38	38	54
	PAC	44						44	48	62	76	94
	RDT&E								1	2	4	4
	BUWPS	7	7									
		75	7					68	69	102	118	152
F2H 4	BUWPS	18	1	17								
		18	1	17								
F2H 3	BUWPS	28	1	27								
		28	1	27								
*F3H 2	LANT	78			1	9	6	62	70	70	70	60
	PAC	150			7	24	6	113	143	125	125	124
	RDT&E	3						3	8	8	8	8
	BUWPS	11	10	1								
		242	10	1	8	33	12	178	221	203	203	192
*F3H 2X	BUWPS	5	5									
		5	5									
*F3H 2N	RDT&E	3					1	2	1	1	1	
	BUWPS	4	4									
		7	4				1	2	1	1	1	
F4H 1	LANT								9	22	32	40
	PAC									17	17	31
	RDT&E								1	2	3	4
									10	41	52	75
*F4H 1F	LANT	6						6				
	PAC	9			1			8	15	15	15	15
	RDT&E	4						4				
	BUWPS	6	6									
		25	6		1			18	15	15	15	15
F3D 2	RDT&E								2	2	2	2
									2	2	2	2
F3D 2M	BUWPS	1		1								
		1		1								
F4D 1	LANT	110				9	8	93	110	96	88	78
	PAC	122			2	21	3	96	106	106	106	106
	RDT&E	7						7	11	11	11	11
	BUWPS	44	18	26								
		283	18	26	2	30	11	196	227	213	205	195
		684	52	72	11	63	24	462	545	577	596	631
VF P												
*F8U 1P	LANT	39			2	3	1	33	36	36	36	36
	PAC	61			1	12		48	50	50	50	50
	NABS	1						1	1	1	1	1
	RDT&E	1						1	3	3	3	3
	BUWPS	23	1	22								
		125	1	22	3	15	1	83	90	90	90	90
F9F 8P	NATRA	8						8	8	8	8	8
	RDT&E	1						1	1	1	1	1
	BUWPS	46	2	44								
		55	2	44				9	9	9	9	9
		180	3	66	3	15	1	92	99	99	99	99
VF D												
F8U 1D	NABS	2						2	2	2	2	2
		2						2	2	2	2	2
F9F 6D	PAC	1						1				
	BUWPS	2		2								
		3		2				1				
FJ 3D	PAC	10			1	3		6	6	6	6	6
	NABS	2				1		1	2	2	2	2
	BUWPS	14	11	3								
		26	11	3	1	4		7	8	8	8	8
FJ 3D2	LANT	9			3			6	7	7	7	7
	PAC	14				3		11	12	12	12	12
	NABS	4				1		3	4	4	4	4
	RDT&E	4				1		3	3	3	3	3
	BUWPS	1	1									
		32	1		3	5		23	26	26	26	26
		63	12	5	4	9		33	36	36	36	36

* COMBAT FIRST LINE MODELS

[redacted]

DECLASSIFIED

[redacted]

TABLE 3

PROGRAM INVENTORY BY STATUS AND PLANNED OPERATING ASSIGNMENTS

BY COMMAND, CLASS AND MODEL

CLASS AND MODEL		COMMAND	TOTAL	BUWEPS FR: NON OPERATIONAL SUPPORT	BUWEPS FR: RESERVE STOCK	OPERATING COMMANDS: OPERATIONAL POOL: READY FOR ISSUE	OPERATING COMMANDS: OPERATIONAL POOL: NOT READY FOR ISSUE: UNDG. PAR & AIRLINE MAINTENANCE	OPERATING COMMANDS: OPERATIONAL POOL: NOT READY FOR ISSUE: OTHER	OPERATING COMMANDS: ON BOARD OPERATING INV.	PLANNED OPT'G. ASSIGNMENTS: 30 JUN 1961	PLANNED OPT'G. ASSIGNMENTS: 30 SEP 1961	PLANNED OPT'G. ASSIGNMENTS: 31 DEC 1961	PLANNED OPT'G. ASSIGNMENTS: 31 MAR 1962
VF KD													
	F9F 5KD	PAC	7			2			5	5	5	5	5
		NABS	2						2	2	2	2	2
		BUWPS	4	4									
			13	4		2			7	7	7	7	7
			13	4		2			7	7	7	7	7
VF Q													
	F3D 2Q	LANT	6						6	6	6	6	6
		PAC	20			2	1	1	16	18	18	18	18
		BUWPS	3	3									
			29	3		2	1	1	22	24	24	24	24
			29	3		2	1	1	22	24	24	24	24
ATTACK JET													
VA DAY													
	* A4D 2	LANT	252			13	23	10	206	216	196	184	180
		PAC	174			17	35	11	111	115	138	135	135
		RDT&E	3						3	4	4	4	4
		BUWPS	9	9									
			438	9		30	58	21	320	335	338	323	319
	* A4D 2N	LANT	135				1	9	125	120	132	144	148
		PAC	175			9	5	33	128	165	165	197	209
		RDT&E	7						7	5	5	5	5
		BUWPS	5	5									
			322	5		9	6	42	260	290	302	346	362
	A4D 1	LANT	24				1		23	4			
		PAC	41			6	5	3	27	34	34	38	38
		NART	35			3			32	32	32	32	32
		RDT&E	5						5	4	4	4	4
		BUWPS	5	2	3								
			110	2	3	9	6	3	87	74	70	74	74
	FJ 4B	PAC	137			23	18	5	91	106	106	78	58
		NART	19			1		1	17	17	17	23	23
		RDT&E	5				2		3	4	4	4	4
		BUWPS	2	2									
			163	2		24	20	6	111	127	127	105	85
	F9F 8B	NATRA	80			4			76	84	84	84	84
		NART	47					1	46	54	48	48	48
		RDT&E	2						2				
		BUWPS	158	26	132								
			287	26	132	4		1	124	138	132	132	132
			1320	44	135	76	90	73	902	964	969	980	972
VA P													
	* A3D 2P	LANT	12			1	2		9	9	9	9	9
		~~PAC~~	~~12~~			~~1~~	~~2~~		9	9	8	8	8
		RDT&E	1				1						
		BUWPS	1	1									
			26	1		2	5		18	18	17	17	17
	A3D 1P	RDT&E	1						1				
			1						1				
			27	1		2	5		19	18	17	17	17
VA Q													
	* A3D 2Q	LANT	11			1		1	9	18	18	18	18
		PAC	9				1	1	7	8	8	8	8
		RDT&E	1						1				
			21			1	1	2	17	26	26	26	26
	A3D 1Q	RDT&E	1						1				
			1						1				
			22			1	1	2	18	26	26	26	26
VA HT													
	* A3D 2T	LANT	6				1		5				
		PAC	6			1	1		4	4	3	3	3
			12			1	2		9	4	3	3	3
			12			1	2		9	4	3	3	3

* COMBAT FIRST LINE MODELS

[redacted]

DECLASSIFIED

TABLE 3

PROGRAM AIRCRAFT

PROGRAM INVENTORY BY STATUS AND PLANNED OPERATING ASSIGNMENTS

BY COMMAND, CLASS AND MODEL

CLASS AND MODEL	COMMAND	TOTAL	BUWEPS FR: NON OPERATIONAL SUPPORT	BUWEPS FR: RESERVE STOCK	OPERATING COMMANDS: OPERATIONAL POOL: READY FOR ISSUE	OPERATING COMMANDS: OPERATIONAL POOL: NOT READY FOR ISSUE: UNDG. PAR & AIRLINE MAINTENANCE	OPERATING COMMANDS: OPERATIONAL POOL: NOT READY FOR ISSUE: OTHER	OPERATING COMMANDS: ON BOARD OPERATING INV	PLANNED OPT'G. ASSIGNMENTS: 30 JUN 1961	PLANNED OPT'G. ASSIGNMENTS: 30 SEP 1961	PLANNED OPT'G. ASSIGNMENTS: 31 DEC 1961	PLANNED OPT'G. ASSIGNMENTS: 31 MAR 1962
VA H												
*A3J 1	LANT									2	7	18
	RDT&E	1						1	1	1	1	1
		1						1	1	3	8	19
*A3D 2	LANT	70				8	7	55	57	45	45	38
	PAC	55			3	3	5	44	44	44	56	62
	RDT&E	1						1	3	3	3	3
	BUWPS	7	7									
		133	7		3	11	12	100	104	92	104	103
A3D 1	LANT	13					1	12	10	9	9	9
	PAC	12				2	3	7	10	10	10	10
	RDT&E	1				1			2	2	2	2
		26				3	4	19	22	21	21	21
		160	7		3	14	16	120	127	116	133	143
ATTACK PROP												
VA DAY												
AD 7	PAC	38			2		4	32	34	34	34	34
	BUWPS	13	13									
		51	13		2		4	32	34	34	34	34
AD 6	LANT	110			3		3	104	103	103	103	103
	PAC	85			2		7	76	84	84	84	84
	NATRA	23						23	21	21	21	21
	RDT&E	1						1	2	2	2	2
	BUWPS	182	86	96								
		401	86	96	5		10	204	210	210	210	210
AD 5	LANT	10						10	12	8	8	4
	PAC	15			3			12	12	12	12	6
	NABS	1						1	3	3	3	3
	NATRA	5						5	4	4	4	4
	NART	51					2	49	55	55	50	39
	RDT&E	3			1			2	2	2	2	2
	BUWPS	10	9	1								
		95	9	1	4		2	79	88	84	79	58
		547	108	97	11		16	315	332	328	323	302
VA AW												
AD 5N	NATRA								6	6	6	6
	NART	17						17	15	15	15	15
	RDT&E	4						4	5	5	5	5
	BUWPS	55	2	53								
		76	2	53				21	26	26	26	26
AD 5Q	LANT	12			1			11	12	12	12	12
	PAC	16						16	16	16	16	16
	NABS	2						2	2	2	2	2
	RDT&E								1	1	1	1
	BUWPS	13	10	3								
		43	10	3	1			29	31	31	31	31
*TF 1Q	LANT	2						2	2	2	2	2
	PAC	2				1		1	2	2	2	2
		4				1		3	4	4	4	4
		123	12	56	1	1		53	61	61	61	61
VA W												
*W2F 1	BUWPS	1	1									
		1	1									
*WF 2	LANT	33			1	4	1	27	27	29	29	29
	PAC	32			3	4		25	29	31	32	32
	RDT&E	1						1	2	2	2	2
	BUWPS	2	2									
		68	2		4	8	1	53	58	62	63	63
AD 5W	LANT	21			1		2	18	20	18	18	18
	PAC	21						21	19	17	16	16
	RDT&E								2	2	2	2
	BUWPS	108	28	80								
		150	28	80	1		2	39	41	37	36	36
		219	31	80	5	8	3	92	99	99	99	99

* COMBAT FIRST LINE MODELS

DECLASSIFIED

PROGRAM AIRCRAFT

TABLE 3

PROGRAM INVENTORY BY STATUS AND PLANNED OPERATING ASSIGNMENTS

BY COMMAND, CLASS AND MODEL

CLASS AND MODEL	COMMAND	TOTAL	BUWEPS FR: NON OPERATIONAL SUPPORT	BUWEPS FR: RESERVE STOCK	OPERATING COMMANDS: OPERATIONAL POOL: READY FOR ISSUE	OPERATING COMMANDS: OPERATIONAL POOL: NOT READY FOR ISSUE: UNDG. PAR & AIRLINE MAINTENANCE	OPERATING COMMANDS: OPERATIONAL POOL: NOT READY FOR ISSUE: OTHER	OPERATING COMMANDS: ON BOARD OPERATING INV.	PLANNED OPT'G. ASSIGNMENTS: 30 JUN 1961	PLANNED OPT'G. ASSIGNMENTS: 30 SEP 1961	PLANNED OPT'G. ASSIGNMENTS: 31 DEC 1961	PLANNED OPT'G. ASSIGNMENTS: 31 MAR 1962
ANTI SUBMARINE												
VS												
*S2F 3	LANT	22						22	22	22	29	33
	PAC	3						3	12	20	27	28
	RDT&E	3						3	2	2	2	2
	BUWPS	9	9									
		37	9					28	36	44	58	63
S2F 2	LANT	3			2		1		1	1	1	1
	PAC	1						1				
	NABS	1						1				
	NART	40			1	1		38	39	39	39	39
	BUWPS	8	1	7								
		53	1	7	3	1	1	40	40	40	40	40
*S2F 1X	BUWPS	1	1									
		1	1									
*S2F 1	LANT	40			2	4	1	33	92	92	85	81
	PAC	45			1	2	1	41	77	69	62	61
	NABS	5						5	6	6	6	4
	NATRA	23				3		20	20	20	20	20
	NART	163			4	24	3	132	141	141	141	141
	RDT&E	4						4	2	2	2	2
	BUWPS	31	5	26								
		311	5	26	7	33	5	235	338	330	316	309
*S2F 1T	NATRA	97			3	14	6	74	78	78	78	78
	BUWPS	2		2								
		99		2	3	14	6	74	78	78	78	78
*S2F 1S	LANT	77			6	9	1	61				
	PAC	54				6	2	46				
	NABS	1						1				
		132			6	15	3	108				
*S2F 1S1	LANT	2						2				
	PAC	2						2				
		4						4				
		637	16	35	19	63	15	489	492	492	492	490
PATROL												
VP L												
*P2V 7	LANT	2						2	3	3	3	3
	RDT&E	2						2	2	2	2	2
	BUWPS	4	4									
		8	4					4	5	5	5	5
*P2V 7S	LANT	81			4	7		70	63	75	75	75
	PAC	77			9	6	1	61	60	60	60	60
	RDT&E								1	1	1	1
	BUWPS	4	3	1								
		162	3	1	13	13	1	131	124	136	136	136
*P2V 7SX	BUWPS	8	8									
		8	8									
P2V 6	NART	14			2	1		11	4	4	4	4
	BUWPS	7		7								
		21		7	2	1		11	4	4	4	4
P2V 6F	NART	1						1				
	BUWPS	1		1								
		2		1				1				
P2V 6 6F	NART								6	6	6	6
									6	6	6	6
P2V 6M	RDT&E	1						1		1	1	1
	BUWPS	9	4	5								
		10	4	5				1		1	1	1
P2V 6T	NATRA	9						9	7	7	7	7
	BUWPS	5		5								
		14		5				9	7	7	7	7

* COMBAT FIRST LINE MODELS

[redacted]

TABLE 3

PROGRAM AIRCRAFT

DECLASSIFIED

PROGRAM INVENTORY BY STATUS AND PLANNED OPERATING ASSIGNMENTS

BY COMMAND, CLASS AND MODEL

CLASS AND MODEL	COMMAND	TOTAL	BUWEPS FR: NON OPERATIONAL SUPPORT	BUWEPS FR: RESERVE STOCK	OPERATING COMMANDS: OPERATIONAL POOL: READY FOR ISSUE	OPERATING COMMANDS: OPERATIONAL POOL: NOT READY FOR ISSUE: UNDG. PAR & AIRLINE MAINTENANCE	OPERATING COMMANDS: OPERATIONAL POOL: NOT READY FOR ISSUE: OTHER	OPERATING COMMANDS: ON BOARD OPERATING INV.	PLANNED OPT'G. ASSIGNMENTS: 30 JUN 1961	PLANNED OPT'G. ASSIGNMENTS: 30 SEP 1961	PLANNED OPT'G. ASSIGNMENTS: 31 DEC 1961	PLANNED OPT'G. ASSIGNMENTS: 31 MAR 1962
P2V 6TX	BUWPS	1	1									
		1	1									
* P2V 5F	NATRA	3						3	3	3	3	3
	NART	73			1	12	3	57	55	47	47	47
	RDT&E	4				1		3	4	4	4	4
	BUWPS	21	21									
		101	21		1	13	3	63	62	54	54	54
* P2V 5FS	LANT	88			4		1	83	84	84	84	84
	PAC	63			4	4	1	54	60	60	60	60
	NABS	1						1	1	1	1	1
	RDT&E	2						2	2	2	2	3
	BUWPS	5	5									
		159	5		8	4	2	140	147	147	147	148
* P2V 5FSX	BUWPS	19	19									
		19	19									
P2V 4	NART	1						1				
	RDT&E	2						2	2	1	1	
	BUWPS	23		23								
		26		23				3	2	1	1	
		531	65	42	24	31	6	363	357	361	361	361
VP LD												
* P2V 5FD	LANT	2						2	2	2	2	2
	PAC	4			1		1	2	2	2	2	2
	NABS	1						1	1	1	1	1
	RDT&E	1						1	1	1	1	1
		8			1		1	6	6	6	6	6
		8			1		1	6	6	6	6	6
VP S												
* P5M 2	NATRA	2						2	3	3	3	3
	BUWPS	2	1	1								
		4	1	1				2	3	3	3	3
* P5M 2S	LANT	32						32	31	25	25	25
	PAC	46					4	42	50	49	49	49
	BUWPS	9	9									
		87	9				4	74	81	74	74	74
* P5M 2SX	BUWPS	8	8									
		8	8									
P5M 1	LANT	1						1	3			
	PAC	6			1			5				
	NATRA	3						3	7	7	7	7
	BUWPS	76	11	65								
		86	11	65	1			9	10	7	7	7
P5M 1S	LANT	3						3	2			
	PAC	5						5	10	11	11	11
	BUWPS	3	2	1								
		11	2	1				8	12	11	11	11
P5M 1SX	BUWPS	4	4									
		4	4									
		200	35	67	1		4	93	106	95	95	95
WARNING												
VW WEA												
* WV 3	LANT	7					2	5	6	6	6	6
		7					2	5	6	6	6	6
		7					2	5	6	6	6	6
VW AEW												
* WV 2	LANT	43			8		9	26	14	14	14	14
	PAC	40					9	31	34	31	31	31
	NABS	4						4	3	6	6	6
	NATRA	6						6	6	6	6	6
	RDT&E	5						5	6	6	6	6
	BUWPS	25	2	23								
		123	2	23	8		18	72	63	63	63	63
* WV 2E	RDT&E	1						1				
		1						1				
		124	2	23	8		18	73	63	63	63	63
VW Q												
* WV 2Q	LANT	4					1	3	3	3	3	3
	PAC	4			1			3	3	3	3	3
		8			1		1	6	6	6	6	6
		8			1		1	6	6	6	6	6

* COMBAT FIRST LINE MODELS

[redacted]

CONFIDENTIAL

PROGRAM AIRCRAFT

DECLASSIFIED

TABLE 3

PROGRAM INVENTORY BY STATUS AND PLANNED OPERATING ASSIGNMENTS

BY COMMAND, CLASS AND MODEL

CLASS AND MODEL	COMMAND	TOTAL	BUWEPS FR: NON OPERATIONAL SUPPORT	BUWEPS FR: RESERVE STOCK	OPERATING COMMANDS: OPERATIONAL POOL: READY FOR ISSUE	OPERATING COMMANDS: OPERATIONAL POOL: NOT READY FOR ISSUE: UNDG. PAR & AIRLINE MAINTENANCE	OPERATING COMMANDS: OPERATIONAL POOL: NOT READY FOR ISSUE: OTHER	OPERATING COMMANDS: ON BOARD OPERATING INV.	PLANNED OPT'G. ASSIGNMENTS: 30 JUN 1961	PLANNED OPT'G. ASSIGNMENTS: 30 SEP 1961	PLANNED OPT'G. ASSIGNMENTS: 31 DEC 1961	PLANNED OPT'G. ASSIGNMENTS: 31 MAR 1962
OBSERVATION												
VO												
OE 2	LANT	6						6	5	5	5	5
	PAC	11			1			10	10	10	8	8
	BUWPS	1	1									
		18	1		1			16	15	15	13	13
OE 1	LANT	5			2			3	5	5	4	4
	PAC	14			3		1	10	11	11	10	10
	BUWPS	3	3									
		22	3		5		1	13	16	16	14	14
		40	4		6		1	29	31	31	27	27
TRANSPORT PROP												
VR H												
*R6D 1	LANT	2						2	2	2	2	2
	PAC	10						10	12	12	12	12
	BUWPS	4	4									
		16	4					12	14	14	14	14
*R7V 1	LANT	6					1	5	5	5	5	5
	PAC	6					1	5	5	5	5	5
	NABS	1						1	1	1	1	1
		13					2	11	11	11	11	11
R5D 2 3	LANT								2	2	2	2
	PAC								22	17	16	16
	NABS								5	5	5	5
	NATRA								1	1	1	1
	NART								39	39	40	40
	RDT&E								2	2	2	2
									71	66	66	66
R5D 5	LANT	9						9	10	9	9	9
	PAC	1						1	1	1	1	1
	BUWPS	2	2									
		12	2					10	11	10	10	10
R5D 3	LANT	2						2				
	PAC	21			1		2	18				
	NABS	6						6	4	4	4	4
	NART	16					1	15				
	RDT&E	1						1				
	BUWPS	12	12									
		58	12		1		3	42	4	4	4	4
R5D 2	PAC	8					1	7				
	NABS	3						3				
	NATRA	2						2				
	NART	14						14				
	RDT&E	1						1				
	BUWPS	3	3									
		31	3				1	27				
R5D 5R	LANT	1						1	1	1	1	1
		1						1	1	1	1	1
R5D 4R	PAC	2						2	2	2	2	2
	NABS	4						4	4	4	4	4
	NATRA	1						1	2	2	2	2
	NART	5						5	5	5	5	5
	RDT&E								1	1	1	1
	BUWPS	3	3									
		15	3					12	14	14	14	14
* R6D 1Z	LANT	4						4	4	4	4	4
	PAC	2						2	2	2	2	2
		6						6	6	6	6	6
R5D Z	LANT								3	3	3	3
									3	3	3	3
R5D 5Z	PAC	1						1	1	1	1	1
		1						1	1	1	1	1

* COMBAT FIRST LINE MODELS

CONFIDENTIAL

TABLE 3

PROGRAM AIRCRAFT

DECLASSIFIED

PROGRAM INVENTORY BY STATUS AND PLANNED OPERATING ASSIGNMENTS

BY COMMAND, CLASS AND MODEL

CLASS AND MODEL	COMMAND	TOTAL	BUWEPS FR: NON OPERATIONAL SUPPORT	BUWEPS FR: RESERVE STOCK	OPERATING COMMANDS: OPERATIONAL POOL: READY FOR ISSUE	OPERATING COMMANDS: OPERATIONAL POOL: NOT READY FOR ISSUE: UNDG. PAR & AIRLINE MAINTENANCE	OPERATING COMMANDS: OPERATIONAL POOL: NOT READY FOR ISSUE: OTHER	OPERATING COMMANDS: ON BOARD OPERATING INV.	PLANNED OPT'G. ASSIGNMENTS: 30 JUN 1961	PLANNED OPT'G. ASSIGNMENTS: 30 SEP 1961	PLANNED OPT'G. ASSIGNMENTS: 31 DEC 1961	PLANNED OPT'G. ASSIGNMENTS: 31 MAR 1962
R5D 3Z	LANT	1						1				
	NATRA	1						1	1	1	1	1
		2						2	1	1	1	1
R5D 2Z	LANT	1						1				
	PAC	3						3	2	2	2	2
	NABS	1						1				
		5						5	2	2	2	2
R5D 1Z	LANT	1						1				
		1						1				
*C 130BL	LANT	4				2		2	4	4	4	4
		4				2		2	4	4	4	4
		165	24		1	2	6	132	143	137	137	137
VR M												
R4Q 2	LANT	35			1	1		33	33	33	30	25
	PAC	10			1		1	8	9	9	9	9
	BUWPS	8	5	3								
		53	5	3	2	1	1	41	42	42	39	34
R4D 8	LANT	14			1			13	15	15	15	15
	PAC	13						13	12	12	12	12
	NABS	25						25	25	25	25	25
	NATRA	6						6	5	5	5	5
	NART	9						9	10	10	10	10
	RDT&E	1						1	2	2	2	2
	BUWPS	15	15									
		83	15		1			67	69	69	69	69
R4D 5 6	LANT								19	23	23	23
	PAC								11	11	11	11
	NABS								13	12	12	12
	NATRA								3	3	3	3
	NART								3	3	3	3
	RDT&E								2	2	2	2
									51	54	54	54
R4D 6	LANT	15					1	14				
	PAC	9			2			7				
	NABS	11						11	3	3	3	3
	NATRA	2						2				
	RDT&E	1						1				
	BUWPS	12	5	7								
		50	5	7	2		1	35	3	3	3	3
R4D 5	LANT	5						5				
	PAC	5						5				
	NABS	12					1	11	6	6	6	6
	NATRA	1						1				
	NART	3						3				
	RDT&E	2						2				
	BUWPS	12	2	10								
		40	2	10			1	27	6	6	6	6
R4D 6R	LANT	1						1	1	1	1	1
	NABS	1						1				
	NART	1						1				
	BUWPS	2		2								
		5		2				3	1	1	1	1
R4D 5R	BUWPS	7		7								
		7		7								
R4D 8Z	PAC	1						1	1	1	1	1
	NABS	1						1	1	1	1	1
	BUWPS	1	1									
		3	1					2	2	2	2	2
R4D 6Z	BUWPS	1		1								
		1		1								
R4D 5Z	NABS	1						1				
		1						1				

* COMBAT FIRST LINE MODELS

DECLASSIFIED

CONFIDENTIAL

PROGRAM AIRCRAFT

TABLE 3

PROGRAM INVENTORY BY STATUS AND PLANNED OPERATING ASSIGNMENTS

BY COMMAND, CLASS AND MODEL

CLASS AND MODEL	COMMAND	TOTAL	BUWEPS FR: NON OPERATIONAL SUPPORT	BUWEPS FR: RESERVE STOCK	OPERATING COMMANDS: OPERATIONAL POOL: READY FOR ISSUE	OPERATING COMMANDS: OPERATIONAL POOL: NOT READY FOR ISSUE: UNDG. PAR & AIRLINE MAINTENANCE	OPERATING COMMANDS: OPERATIONAL POOL: NOT READY FOR ISSUE: OTHER	OPERATING COMMANDS: ON BOARD OPERATING INV.	PLANNED OPT'G. ASSIGNMENTS: 30 JUN 1961	PLANNED OPT'G. ASSIGNMENTS: 30 SEP 1961	PLANNED OPT'G. ASSIGNMENTS: 31 DEC 1961	PLANNED OPT'G. ASSIGNMENTS: 31 MAR. 1962
R4Y 2	NABS	2						2	2	2	2	2
		2						2	2	2	2	2
R4Y 1	LANT	12						12	12	12	12	12
	PAC	2						2	5	5	5	5
	NABS	10					1	9	12	12	12	12
	NATRA	2						2	2	2	2	2
	NART	3						3	3	3	3	3
	RDT&E	2						2	3	3	3	3
	BUWPS	4	4									
		35	4				1	30	37	37	37	37
		280	32	30	5	1	4	208	213	216	213	208
VR C												
*TF 1	LANT	37			1	3	2	31	32	32	31	30
	PAC	28			2	4		22	23	23	24	25
	NABS	9				1		8	9	9	9	9
	NART	1					1		1	1	1	1
	RDT&E	1						1	1	1	1	1
		76			3	8	3	62	66	66	66	66
		76			3	8	3	62	66	66	66	66
IN FLGT REFUEL												
VG												
*GV 1	LANT										3	4
	PAC	4						4	8	9	12	12
	RDT&E	1						1				
		5						5	8	9	15	16
		5						5	8	9	15	16
UTILITY												
VU SAR												
UF 2	LANT	7						7	9	9	9	9
	PAC	14			1			13	15	15	12	12
	NABS	3						3	2	2	2	1
	BUWPS	3	3									
		27	3		1			23	26	26	23	22
UF 1 1T	LANT								3	3	3	3
	NABS								8	8	8	8
									11	11	11	11
UF 1	LANT	5						5				
	PAC	9			1			8	6	6	9	9
	NABS	14			2			12	6	8	8	9
	NATRA	2						2	2	2	2	2
	RDT&E	1						1	1	1	1	1
	BUWPS	27	8	19								
		58	8	19	3			28	15	17	20	21
UF 1T	NABS	3						3				
	BUWPS	2		2								
		5		2				3				
UC 1	LANT	4			3			1	5	5	5	5
	BUWPS	2	2									
		6	2		3			1	5	5	5	5
		96	13	21	7			55	57	59	59	59
VU TOW												
JD 1	LANT	11					1	10	11	11	11	11
	PAC	15						15	15	15	15	15
	RDT&E	1						1	1	1	1	1
	BUWPS	22	7	15								
		49	7	15			1	26	27	27	27	27
		49	7	15			1	26	27	27	27	27
VU T&D												
JD 1D	PAC	5			1			4	4	4	4	4
	NABS								1	1		
	RDT&E								3	1	1	1
	BUWPS	2		2								
		7		2	1			4	8	6	5	5
		7		2	1			4	8	6	5	5
VU L												
UO 1	NABS	14						14	16	16	16	16
	NATRA	4						4	2	2	2	2
	NART	2						2	2	2	2	2
		20						20	20	20	20	20
		20						20	20	20	20	20

* COMBAT FIRST LINE MODELS

CONFIDENTIAL

DECLASSIFIED

PROGRAM AIRCRAFT

TABLE 3

PROGRAM INVENTORY BY STATUS AND PLANNED OPERATING ASSIGNMENTS

BY COMMAND, CLASS AND MODEL

CLASS AND MODEL		COMMAND	TOTAL	BUWEPS FR: NON OPERATIONAL SUPPORT	BUWEPS FR: RESERVE STOCK	OPERATING COMMANDS: OPERATIONAL POOL: READY FOR ISSUE	OPERATING COMMANDS: OPERATIONAL POOL: NOT READY FOR ISSUE: UNDG. PAR & AIRLINE MAINTENANCE	OPERATING COMMANDS: OPERATIONAL POOL: NOT READY FOR ISSUE: OTHER	OPERATING COMMANDS: ON BOARD OPERATING INV.	PLANNED OPT'G. ASSIGNMENTS: 30 JUN 1961	PLANNED OPT'G. ASSIGNMENTS: 30 SEP 1961	PLANNED OPT'G. ASSIGNMENTS: 31 DEC 1961	PLANNED OPT'G. ASSIGNMENTS: 31 MAR 1962
TRAINING JET													
VT													
	T2J 1	NABS	6				1		5	6	6	6	6
		NATRA	132				14	10	108	149	149	149	149
		RDT&E	1						1	1	1	1	1
		BUWPS	62	62									
			201	62			15	10	114	156	156	156	156
	T2V 1	NABS	38				5		33	37	33	33	33
		NATRA	19				2		17	15	15	15	15
		NART	17			2			15	15	15	15	15
		RDT&E	7						7	7	7	6	6
		BUWPS	56		56								
			137		56	2	7		72	74	70	69	69
	TV 2	NABS	40						40	37	40	40	40
		NART	23					1	22	25	25	25	25
		BUWPS	252	20	232								
			315	20	232			1	62	62	65	65	65
	F9F 8T	LANT	95				9	2	84	86	84	84	84
		PAC	136			10	20	2	104	116	116	116	116
		NATRA	105				10		95	92	92	92	92
		RDT&E	4						4	5	8	8	8
		BUWPS	16	2	14								
			356	2	14	10	39	4	287	299	300	300	300
	F3D 2T2	LANT	10						10	5	5	5	5
		PAC	10			2			8	8	5	5	5
		NATRA	3						3	9	9	9	9
		RDT&E	5						5	2	2	2	2
		BUWPS	16	1	15								
			44	1	15	2			26	24	21	21	21
			1053	85	317	14	61	15	561	615	612	611	611
VT D													
	TV 2D	PAC	3						3	3	3	3	3
		NABS	2						2	2	2	2	2
		BUWPS	4	1	3						-		
			9	1	3				5	5	5	5	5
			9	1	3				5	5	5	5	5
VT KD													
	TV 2KD	NABS	1						1	1	1	1	1
		BUWPS	6		6								
			7		6				1	1	1	1	1
			7		6				1	1	1	1	1
TRAINING PROP													
VT ME													
	SNB 5	LANT	23						23	23	21	21	21
		PAC	45			4		5	36	36	36	36	33
		NABS	206					2	204	199	192	192	192
		NATRA	72					1	71	71	71	71	71
		NART	29					1	28	31	31	31	30
		BUWPS	247	43	204								
			622	43	204	4		9	362	360	351	351	347
			622	43	204	4		9	362	360	351	351	347
VT MEP													
	SNB 5P	PAC	6			1			5	5	5	5	5
		NABS	9						9	8	8	8	8
		NATRA	9					1	8	8	8	8	8
		NART	4						4	4	4	4	4
		BUWPS	11	2	9								
			39	2	9	1		1	26	25	25	25	25
			39	2	9	1		1	26	25	25	25	25
VT SE													
	T 34B	LANT	1						1	1	1	1	1
		NATRA	145			2			143	145	145	145	145
		NART	5						5	18	18	18	18
		RDT&E	2						2	2	2	2	2
		BUWPS	181	39	142								
			334	39	142	2			151	166	166	166	166

DECLASSIFIED

[redacted]

PROGRAM AIRCRAFT

TABLE 3

PROGRAM INVENTORY BY STATUS AND PLANNED OPERATING ASSIGNMENTS

BY COMMAND, CLASS AND MODEL

CLASS AND MODEL		COMMAND	TOTAL	BUWEPS FR: NON OPERATIONAL SUPPORT	BUWEPS FR: RESERVE STOCK	OPERATING COMMANDS: OPERATIONAL POOL: READY FOR ISSUE	OPERATING COMMANDS: OPERATIONAL POOL: NOT READY FOR ISSUE: UNDG. PAR & AIRLINE MAINTENANCE	OPERATING COMMANDS: OPERATIONAL POOL: NOT READY FOR ISSUE: OTHER	OPERATING COMMANDS: ON BOARD OPERATING INV	PLANNED OPT'G. ASSIGNMENTS: 30 JUN 1961	30 SEP 1961	31 DEC 1961	31 MAR 1962
	T 28B	LANT	11						11	8	8	8	10
		PAC	8						8	8	8	8	8
		NABS	51					1	50	56	60	60	60
		NATRA	230					10	220	214	214	214	214
		NART	10						10	10	10	10	10
		RDT&E	3						3	3	3	3	3
		BUWPS	90	46	44								
			403	46	44			11	302	299	303	303	305
	T 28C	NATRA	157					6	151	140	140	140	140
		BUWPS	103	8	95								
			260	8	95			6	151	140	140	140	140
			997	93	281	2		17	604	605	609	609	611
VT E													
	R4D 6S	NART	1						1	1	1	1	1
		BUWPS	3		3								
			4		3				1	1	1	1	1
	R4D 5S	NART	1						1	1	1	1	1
		BUWPS	7		7								
			8		7				1	1	1	1	1
			12		10				2	2	2	2	2
VT NAV													
	R4D 8T	NATRA	8						8	7	7	7	7
			8						8	7	7	7	7
	R4D 7	NATRA	6						6	5	5	5	5
			6						6	5	5	5	5
			14						14	12	12	12	12
VT D													
	T 28BD	LANT	2						2	2	2	2	2
		NABS	3						3	3	3	3	2
		RDT&E	3						3	2	2	2	2
		BUWPS	2		2								
			10		2				8	7	7	7	6
			10		2				8	7	7	7	6
ROTARY WING													
HS													
	*HSS 2	LANT								12	23	34	36
		PAC									19	25	30
		BUWPS	27	27									
			27	27						12	42	59	66
	*HSS 1	LANT	48			1		3	44	27			
		PAC	35					1	34	28			
		NATRA									10	10	10
		NART	24						24	26	26	15	15
		RDT&E	2						2				
		BUWPS	29	29									
			138	29		1		4	104	81	36	25	25
	*HSS 1N	LANT	43					1	42	53	69	58	56
		PAC	26						26	43	52	46	41
		NART									5	27	36
		RDT&E	3						3				
		BUWPS	39	39									
			111	39				1	71	96	126	131	133
	*HSS 1NX	LANT	2					2					
		PAC	9			1		7	1				
			11			1		9	1				
			287	95		2		14	176	189	204	215	224
HO													
	*HOK 1	LANT	10			1			9	9	9	9	9
		PAC	24					1	23	24	24	24	24
		NABS	3					1	2	4	4	4	4
		BUWPS	21	21									
			58	21		1		2	34	37	37	37	37
	HO4S 3	NATRA	21						21	21	21	21	21
		BUWPS	11	11									
			32	11					21	21	21	21	21
			90	32		1		2	55	58	58	58	58

* COMBAT FIRST LINE MODELS

[redacted]

[redacted]

TABLE 3

PROGRAM AIRCRAFT

DECLASSIFIED

PROGRAM INVENTORY BY STATUS AND PLANNED OPERATING ASSIGNMENTS

BY COMMAND, CLASS AND MODEL

CLASS AND MODEL	COMMAND	TOTAL	BUWEPS FR: NON OPERATIONAL SUPPORT	BUWEPS FR: RESERVE STOCK	OPERATING COMMANDS: OPERATIONAL POOL: READY FOR ISSUE	OPERATING COMMANDS: OPERATIONAL POOL: NOT READY FOR ISSUE: UNDG. PAR & AIRLINE MAINTENANCE	OPERATING COMMANDS: OPERATIONAL POOL: NOT READY FOR ISSUE: OTHER	OPERATING COMMANDS: ON BOARD OPERATING INV	PLANNED OPT'G. ASSIGNMENTS: 30 JUN 1961	PLANNED OPT'G. ASSIGNMENTS: 30 SEP 1961	PLANNED OPT'G. ASSIGNMENTS: 31 DEC 1961	PLANNED OPT'G. ASSIGNMENTS: 31 MAR 1962
HR L												
HRS 3	LANT	27			3		3	21	14	14	14	14
	PAC	16			3			13	27	16	16	16
	NABS	20						20	20	20	20	20
	NATRA	10						10	10	10	10	10
	RDT&E	1						1	1	1	1	1
	BUWPS	15	14	1								
		89	14	1	6		3	65	72	61	61	61
*HUS 1	LANT	83					1	82	80	80	80	84
	PAC	118					9	109	137	146	151	151
	NABS	14						14	14	14	14	14
	BUWPS	27	27									
		242	27				10	205	231	240	245	249
*HUS 1Z	NABS	4				1		3	4	4	4	4
		4				1		3	4	4	4	4
		335	41	1	6	1	13	273	307	305	310	314
HR M												
*HR2S 1	LANT	14						14	14	14	14	14
	PAC	12						12	13	13	13	13
	NABS	2						2	2	2	2	2
	BUWPS	10	10									
		38	10					28	29	29	29	29
		38	10					28	29	29	29	29
HU												
*HU2K 1	LANT								4	11	14	21
	PAC									8	13	14
	RDT&E	1						1			1	1
	BUWPS	8	8									
		9	8					1	4	19	28	36
*HUK 1	PAC	9			1		3	5	6	6	6	6
	NABS	1						1	1	1	2	4
	BUWPS	9	9									
		19	9		1		3	6	7	7	8	10
*HUS 1A	LANT	8			1		2	5	10	10	10	10
	PAC	6					1	5	5	4	3	3
	NABS	1						1	1	1	1	1
	RDT&E	1						1	1	1	1	1
	BUWPS	4	4									
		20	4		1		3	12	17	16	15	15
*HUL 1	LANT	6						6	6	6	6	6
	PAC	6						6	6	6	6	6
	BUWPS	2	2									
		14	2					12	12	12	12	12
HUP 3	LANT	24						24	22	22	22	20
	PAC	21						21	6	18	17	15
	NABS								1	1	1	1
	BUWPS	4	4									
		49	4					45	29	41	40	36
HUP 2	LANT	11					1	10	12	6	3	
	PAC	12			1		1	10	10	5	5	3
	NABS	19					1	18	18	18	17	15
	NATRA	13					1	12	14	4	4	4
	NART	31			1			30	30	30	25	16
	RDT&E								1			
	BUWPS	8	8									
		94	8		2		4	80	85	63	54	38
		205	35		4		10	156	154	158	157	147

* COMBAT FIRST LINE MODELS

[redacted]

CONFIDENTIAL

PROGRAM AIRCRAFT

DECLASSIFIED

TABLE 3

PROGRAM INVENTORY BY STATUS AND PLANNED OPERATING ASSIGNMENTS

BY COMMAND, CLASS AND MODEL

CLASS AND MODEL		COMMAND	TOTAL	BUWEPS FR: NON OPERATIONAL SUPPORT	BUWEPS FR: RESERVE STOCK	OPERATING COMMANDS: OPERATIONAL POOL: READY FOR ISSUE	OPERATING COMMANDS: OPERATIONAL POOL: NOT READY FOR ISSUE: UNDG. PAR & AIRLINE MAINTENANCE	OPERATING COMMANDS: OPERATIONAL POOL: NOT READY FOR ISSUE: OTHER	OPERATING COMMANDS: ON BOARD OPERATING INV.	PLANNED OPT'G. ASSIGNMENTS: 30 JUN 1961	PLANNED OPT'G. ASSIGNMENTS: 30 SEP 1961	PLANNED OPT'G. ASSIGNMENTS: 31 DEC 1961	PLANNED OPT'G. ASSIGNMENTS: 31 MAR 1962
HT													
	HTL 7	LANT	7						7	6	6	6	4
		PAC	1						1	2	2	2	2
		NART	2						2	3	3	3	4
		BUWPS	5	5									
			15	5					10	11	11	11	10
	HTL 6	NATRA	27						27	27	27	27	27
		BUWPS	15	15									
			42	15					27	27	27	27	27
	HTL 4	LANT								1			
		BUWPS	2		2								
			2		2					1			
			59	20	2				37	39	38	38	37
AIRSHIPS													
ZP													
	ZS2G 1	RDT&E	1						1	1	1		
			1						1	1	1		
	*ZPG 2	LANT	3						3	4	4	4	4
		RDT&E	3						3	2	2	3	3
		BUWPS	3		3								
			9		3				6	6	6	7	7
			10		3				7	7	7	7	7
ZW													
	*ZPG 3W	LANT	1						1	3	3	3	3
		BUWPS	2	2									
			3	2					1	3	3	3	3
	*ZPG 2W	LANT	2				1		1	1	1	1	1
		BUWPS	1		1								
			3		1		1		1	1	1	1	1
			6	2	1		1		2	4	4	4	4

* COMBAT FIRST LINE MODELS

CONFIDENTIAL

TOTAL PROGRAM AND NON-PROGRAM AIRCRAFT

DECLASSIFIED

TABLE 4 LOCATION OF AIRCRAFT INVENTORY BY ORGANIZATIONAL UNIT

LOCATION	UNIT	NO. OF A/C	COM-MAND
ABD ALTAIR	HU 4 DET 85	1	11
ABD BENINGTN	DET Q	4	21
	VS 33	11	21
	VS 38	11	21
	HS 8	13	21
ABD CARTER H	HU 1 D 1 UNT 3	1	21
ABD CHMPLAIN	VAW 12 DET 34	6	11
	VS 22	12	11
	VS 32	13	11
	HS 5	16	11
	HU 2 DET 34	1	11
	HMRM 461	14	19
ABD CORALSEA	VF 151	12	21
	VA 152	12	21
	VA 153	12	21
	VF 154	12	21
	VA 155	12	21
	VAH 2	10	21
	VCP 61 DET D	3	21
	VAW 13 DET D	3	21
	HU 1 D 1 UNT D	2	21
ABD EASTWIND	HU 4 DET 73	2	11
ABD EDISTO	HU 4 DET 71	2	11
ABD ESSEX	HU 2 DET 45	1	11
ABD ESTES	D 1 UNIT 2 61	1	21
ABD FORRESTL	VF 102	14	11
	VA 81	12	11
	VF 103	13	11
	VA 83	12	11
	VA 85	13	11
	VAH 5	12	11
	VFP 62 DET 42	3	11
	VAW 12 DET 42	5	11
	VAW 33 DET 42	3	11
	HU 2 DET 42	2	11
ABD INDEPEND	HU 2 DET 41	2	11
ABD INTREPID	VF 33	18	11
	VA 65	14	11
	VA 66	13	11
	VA 76	19	11
	VF 162	12	11
	HU 2 DET 33	2	11
ABD KEARSGE	VAW 11 DET R	6	21
	VS 21	11	21
	VS 29	11	21
	HS 6	16	21
ABD LEXINGTN	VF 211	12	21
	VA 212	12	21
	VF 213	12	21
	VA 215	12	21
	VA 216	11	21
	VAH 4 E	3	21
	HU 1 D 1 UNT L	2	21
ABD LINDENWD	HU 4 DET 83	1	11
ABD LTE ROCK	HU 2 DET 26	1	11
ABD LSD 15	HMRL 262 SUB 1	6	19
ABD LSD 32	HMRL 262 SUB 2	2	19
ABD LSD 34	HMRL 264 SUB 1	6	19
ABD LST 1160	HU 4 DET 86	1	11
ABD MAURY	HU 1 D 1 UNT 4	1	21
ABD MIDWAY	VA 23	11	21
	VA 22	12	21
	VF 21	13	21
	VA 25	12	21
	VAH 8	9	21
	VCP 63 DET A	3	21
	HU 1 D 1 UNT A	2	21
	VMA 311	27	29
ABD OBSER IS	HU 4 DET 97	1	11
ABD POCONO	HU 4 DET 92	1	11
ABD RANDOLPH	VAW 12 DET 36	5	11
	VS 26	10	11
	VS 36	11	11
	HS 7	15	11
	HU 2 DET 36	1	11
ABD RICHARD	VAH 4 E	3	21
	VF 191	12	21
	VA 192	12	21
	VF 193	12	21
	VA 195	12	21
	VA 196	12	21
	VAW 11 DET E	5	21
	HU 1 D 1 UNT E	2	21
ABD ROOSEVLT	VF 14	12	11
	VA 15	12	11
	VA 172	12	11
	VAH 11	8	11
	VA 12	13	11
	VFP 62 DET 37	2	11
	VAW 12 DET 37	3	11
ABD RUSHMORE	HU 4 DET 91	1	11
ABD SHANGRLA	VA 46	12	11
	VF 13	12	11
	VA 106	13	11
	VA 176	13	11
	VFP 62 DET 44	2	11
	HU 2 DET 44	2	11
	VMA 225	12	19
ABD SPRNGFLD	HU 2 DET 22	1	11
ABD ST PAUL	HU 1 D 1 UNT 5	1	21
ABD TACONIC	HU 4 DET 93	1	11
ABD TANNER	HU 4 DET 76	2	11
ABD THETS BY	HMRL 162	24	29
ABD VALY FRG	VAW 12 DET 52	1	11
ABD WASP	VAW 12 DET 48	4	11
ADAK	NAVSTA 17 ND	2	21
AGANA	VCP 61	20	21
	VAW 13	14	21
	VW 1	10	21
	NAS	9	21
AKRON	BWR AKRON	1	31
ALAMEDA	VF 91	16	21
	VF 92	14	21
	VA 93	13	21
	VA 94	14	21
	VA 95	17	21
	VP 9	12	21
	VP 19	15	21
	VR 21 DET	6	21
	NAS ALAMEDA	20	21
	CVA 61 RANGER	1	21
	CVA 31 RICHARD	1	21
	CVA 14 TCNDRGA	2	21
	CVA 34 ORISKNY	1	21
	CVA 41 MIDWAY	1	21
	CVA 43 CRL SEA	1	21
	NAS 12 NAV DST	24	31
	O&R BUWEPS FR	100	88
ANACOSTIA	NAS ANACOSTIA	81	31
	HQ MC FLT SECT	16	39
	NARTU	36	50
	NAS RDT&E	1	70
ANNAPOLIS	NAF ANNAPOLIS	13	31
ARGENTIA	VP 23	11	11
	VW 11	23	11
	NAVSTA	5	11
ATLANTA	NAS NART	27	50
ATSUGI	VF 24	14	21
	VCP 63 DET L	3	21
	VAW 11 DET A	3	21
	VQ 1	14	21
	HU 1 DET 1	3	21
	VR 21 DET	9	21
	H&MS 11	12	29
	VMFAW 115	22	29
	VMFAW 314	22	29
	VMA 324	23	29
	VU 5	11	21
	NAS	33	21
	FAWPRA	51	21
AUSTRALIA	ATT CANBERRA	1	21
BALTIMORE	BWR BALTIMORE	1	31
	BWR RDT&E	4	70
	BWR FR	11	88
BARBERS PNT	VP 6	13	21
	VP 28	12	21
	AEWRARRONPAC	36	21
	VR 21	13	21
	VU 1	34	21
	NAS 14 NAVDST	26	21
BEAUFORT	VMF 122	22	19
	VMF 251	22	19
	VMF 333	23	19
	VMA 331	27	19
	MCAS	7	39
	POOL BUWEPS FR	1	88
BERMUDA	VP 45	12	11
	VP 49	11	11
	NAVSTA	1	11
BETHPAGE	BWR RDT&E	19	70
	BWR FR	25	88
BLOOMFIELD	BWR RDT&E	11	70
	BWRR FR	8	88
BOSTON	CVS 18 WASP	1	11
	ONR	1	70
BRAZIL	MISSION RIO DJ	1	11
BREMERTON	CVS 12 HORNET	1	21
	CVS 10 YORKTWN	1	21
BROWN FIELD	NAAS 11 NAVDST	1	31
BRUNSWICK	VP 7	11	11
	VP 11	13	11
	VP 21	11	11
	VP 26	11	11
	NAS 1 NAV DST	5	31
BUENOS AIRES	NAV ADV GROUP	1	11
BUFFALO	BWR BUFFALO	1	31
	BWR RDT&E	1	70
BURBANK	BWR BURBANK	1	31
	BWR RDT&E	4	70
	BWR FR	35	88
CAMDEN	CVA 63 KITTYHW	1	11
CAMP PENDLET	VMO 6	21	29
CECIL FIELD	VF 32	13	11
	VA 34	12	11
	VA 36	19	11
	VF 174	40	11
	VA 163	12	11
	VA 164	12	11
	VF 161	12	11
	VFP 62	20	11
	NAS 6 NAV DST	9	31
CHASE	NAAS NAATC	6	43
	TRARON 24	44	43
	TRARON 25	45	43
	TRARON 26	35	43

CONFIDENTIAL

TOTAL PROGRAM AND NON-PROGRAM AIRCRAFT

TABLE 4 LOCATION OF AIRCRAFT INVENTORY BY ORGANIZATIONAL UNIT

DECLASSIFIED

LOCATION	UNIT	NO. OF A/C	COMMAND
CHERRY POINT	MARS MWSG 27	17	19
	H&MS 14	4	19
	H&MS 24	4	19
	H&MS 32	4	19
	VMFAW 114	17	19
	VMFAW 531	24	19
	VMA 224	23	19
	VMA 225 SUB 1	7	19
	VMA 242	20	19
	VMA 332	20	19
	VMA 533	23	19
	VMCJ 2	17	19
	VMGR 252	21	19
	VMR 353	10	19
	VMT 1	21	19
	MCAS SO&ES	9	39
	O&R BUWEPS FR	82	88
CHILE	MISSION VLPRSO	1	11
CHINA LAKE	VX 5	13	21
	NAF 11 NAV DST	3	31
	NAF RDT&E	56	70
CLEVELAND	NASA	1	70
COLOMBIA	MISSION BOGOTA	1	11
COLORADO SPR	COMNAVCONAD	2	31
COLUMBUS	BWR COLUMBUS	2	31
	BWR RDT&E	16	70
	BWR FR	5	88
CRPS CHRISTI	TRARON 28	67	43
	TRARON 29	13	43
	TRARON 30	36	43
	TRARON 31	17	43
	NAS NAATC	16	43
	FLYING CLUB	1	88
CUBI PNT	H&MS 12	4	29
	VMF 312	20	29
	VMA 212	20	29
	VMCJ 1	17	29
	VU 5 DET A	4	21
	NAS CUBI PNT	12	21
DAHLGREN	NWL	1	31
DALLAS	NAS NART	53	50
	BWR RDT&E	7	70
	BWR FR	54	88
DENVER	NAVCRUIT STA	2	31
DHAHRAN AFB	HDQTRS CMEF	1	11
ECUADOR	MISSION QUITO	1	11
EDWARDS AFB	NLO	2	70
	GEN ELEC CO	1	88
	LAKE CEN AIRLN	3	88
	NO CEN AIRLNS	2	88
	OZARK AIR INC	2	88
	TRANS TEX AIRW	2	88
	U S ARMY	13	88
	USAF	4	88
EST HARTFORD	BWR EST HRTFRD	1	31
	BWR RDT&E	16	70
	BWR FR	52	88
EGYPT	ATT CAIRO	1	11
EL CENTRO	US NAV PAR FAC	1	31
	NPF	11	70
EL SEGUNDO	BWR EL SEGUNDO	1	31
	BWR RDT&E	8	70
	BWR FR	7	88
EL TORO	H&MS 15	16	29
	MARS 37	18	29
	H&MS 33	4	29
	VMF 323	23	29
	VMF 451	24	29
	VMFAW 334	27	29
	VMFAW 513	20	29
	VMFAW 542	20	29
	VMA 121	16	29
	VMA 211	23	29
	VMA 223	22	29
	VMCJ 3	23	29
	VMGR 352	13	29
	HMRL 363	14	29
	HHS AFMFPAC	6	29
	VMT 2	23	29
	MCAS SO&ES	12	39
ELLYSON FLD	HT 8	59	41
FALLON	NAAS 12 NAVDST	5	31
FUTEMA	H&MS 16	1	29
	HMRL 161	23	29
	HMRL 163	1	29
	HMRL 362	22	29
GLENVIEW	NAS NART	57	50
GLYNCO	NAS	7	44
	NAVCICOFFSCOL	54	44
GREECE	ATT ATHENS	1	11
GROSSE ILE	NAS NART	43	50
GTMO BAY	VMF 235	21	19
	VU 10	13	11
	NAS GTMO BAY	8	11
HAITI	MISSION PTAUPR	1	11
INDIA	ATT NEW DELHI	1	11
INDIANAPOLIS	AVIONICS FAC	1	31
INDONESIA	ATT DJAKARTA	1	21
IRAN	ATT TEHRAN	1	11
IWAKUNI	VP 22	12	21
	VP 50	11	21
	MARS 17	17	29
	VMR 253	19	29
	NAMD IWAKUNI	4	29
JACKSONVILLE	VA 35	12	11
	VA 44	75	11
	VA 165	9	11
	VAP 62	13	11
	VP 5	13	11
	VP 18	11	11
	VP 30	15	11
	VU 10 DET	2	11
	NAS JAX	6	11
	NAS 6 NAV DST	18	31
	NARTU	40	50
	O&R BUWEPS FR	145	88
JOHNSVILLE	NAS 4 NAV DST	7	31
	NADC	18	70
	FLYING CLUB	1	88
KANEOHE	H&MS 13	13	29
	VMF 232	20	29
	VMA 214	20	29
	MCAS 14 ND	7	29
	DET	4	31
KEFLAVIK	NAVSTA	1	11
KENT	NAF W MALLING	7	11
KEY WEST	VF 31	15	11
	VF 101	40	11
	VS 30	15	11
	HS 1	9	11
	VX 1	15	11
	NAS 6 NAV DST	5	31
	POOL BUWEPS FR	1	88
KINGSVILLE	TRARON 7	53	41
	NAAS NAATC	7	43
	TRARON 21	48	43
	TRARON 22	45	43
	TRARON 23	35	43
KIRTLAND AFB	NASWF	1	31
	NASWF	11	70
KODIAK	VP 1	13	21
	NAVSTA 17 ND	3	21
KWAJALEIN	PMRFAC	5	21
LAJES	NAF	1	11
LAKEHURST	ZP 3	3	11
	ZP 1	3	11
	HU 2	17	11
	HU 4	17	11
	NAS 4 NAV DST	7	31
	NATECHTRAU	1	44
	NARTU	14	50
	NATFSI	8	70
	NAS	3	70
	O&R BUWEPS FR	7	88
	FLYING CLUB	1	88
LANGLEY FLD	NASA	1	70
LITCHFLD PRK	NAF LITCHFLD	16	21
	NAF 11 NAV DST	2	31
	STORAGE FACLTY	2114	88
LONG BEACH	CVS 33 KERSRGE	1	21
LOS ALAMITOS	VS 23	11	21
	VS 25	11	21
	VS 35	13	21
	VS 37	14	21
	NAS NART	77	50
LOS ANGELES	CVA 16 LEXIGTN	1	21
MAYPORT	CVA 38 SHANGRL	1	11
	CVA 42 FDR	2	11
	CVA 60 SARATOG	2	11
	NAVSTA	3	31
MEMPHIS	NATECHTRACEN	4	44
	NAS	14	44
	NARTU	32	50
	POOL BUWEPS FR	1	88
MERIDIAN	NAS NABTC	4	41
MEXICO	ATT MEXICO CTY	1	11
MIDWAY	NAVSTA 14 ND	3	21
MINNEAPOLIS	NAS NART	40	50
MIRAMAR	VF 51	14	21
	VA 52	13	21
	VF 53	15	21
	VA 55	13	21
	VA 56	16	21
	VF 111	8	21
	VA 112	16	21
	VA 113	18	21
	VF 114	13	21
	VA 115	10	21
	VF 121	58	21
	VA 126	60	21
	VF 141	12	21
	VF 142	18	21
	VA 144	15	21
	VA 145	11	21
	VA 146	15	21
	VCP 63	24	21
	NAS MIRAMAR	1	21
	NAS 11 NAV DST	13	31

CONFIDENTIAL

TOTAL PROGRAM AND NON-PROGRAM AIRCRAFT DECLASSIFIED

TABLE 4 LOCATION OF AIRCRAFT INVENTORY BY ORGANIZATIONAL UNIT

LOCATION	UNIT	NO. OF A/C	COM-MAND
MOFFETT FLD	VF 124	75	21
	VA 125	43	21
	NAS MOFFETT	9	21
	NAS 12 NAV DST	9	31
	NASA	1	70
MONTEREY	NAF 12 NAVDST	42	31
MORTON	BWR RDT&E	1	70
NAHA	VP 4	13	21
	VU 5 DET B	14	21
	NAF	5	21
NAPLES	VR 24 DET	9	11
	NAF	15	11
NEW IBERIA	NAAS NAATC	4	43
	TRARON 27	49	43
NEW ORLEANS	NAS NART	32	50
	FLYING CLUB	1	88
NEW RIV JAX	H&MS 26	4	19
	HMRL 264	14	19
	HMRL 261	17	19
	HMRL 262	15	19
	HMRL 263	25	19
	VMO 1	21	19
	MCAF	4	39
	FLYING CLUB	1	88
NEW YORK	CVA 64 CONSTEL	1	11
	NAS NART	62	50
NORFOLK	VS 24	13	11
	VS 27	13	11
	HS 3	12	11
	VP 8	13	11
	VP 24	13	11
	VP 44	11	11
	VP 56	16	11
	VP 30 DET A	6	11
	HU 2 DET 1	4	11
	VRC 40	11	11
	CVA 11 INTREPD	2	11
	CVS15 RANDOLPH	1	11
	CVA 59 FORSTAL	1	11
	CVS 45 VALYFRG	1	11
	CVA 62 INDPEND	2	11
	HS FMFLNT	7	19
	NAS 5 NAV DST	45	31
	NARTU	17	50
	O&R BUWEPS FR	266	88
NORWAY	ATT OSLO	1	11
OAKLAND	NAS NART	68	50
OCEANA	VA 43	62	11
	DET. A	19	11
	VA 42	20	11
	VF 74	10	11
	VF 41	18	11
	VF 84	19	11
	VA 75	13	11
	VA 86	14	11
	VA 72	17	11
	VU 2	12	11
	VU 4	15	11
	NAS OCEANA	4	11
	NAS 5 NAV DST	15	31
	POOL BUWEPS FR	1	88
OKINAWA	MCAF FUTEMA	2	29
OLATHE	NATECHTRAU	16	44
	NAS NART	26	50
PANAMA	COM FIFTEEN	1	11
PANAMA CITY	MINEDEFDEVU	2	70
PT HUENEME	LPH 5 PRINCETN	1	21
PORT ISABEL	NAAS NAATC	2	43
PTXNT RIVER	VW 2	6	11
	VW 13	13	11
	AEWTRAUNIT	5	11
	VR 1	15	11
	NAS PTXNT RIV	14	31
	NATC RDT&E	105	70
PENSACOLA	CVS 36 ANTGTAM	1	11
	NAS NABTC	68	41
	TRARON 4	74	41
	NATECHTRAU	17	44
	O&R BUWEPS FR	344	88
	FLYING CLUB	1	88
PERU	MISSION LIMA	1	11
PHILADELPHIA	NATECHTRAU	1	44
	NAMC	3	70
PNT ARGUELLO	NMF	4	31
POINT MUGU	VX 4	13	21
	PAC MISSLE RNG	60	31
	NAS 11 NAV DST	10	31
	USNMC RDT&E	22	70
PORT LYAUTEY	VR 24	10	11
	NAS	5	11
PORT WASHNGT	NTDC	1	31
QUANTICO	HMX 1	23	39
	MCAS AES 12	17	39
	MCAS AES 12	2	70
QUONSET PNT	VAW 12	32	11
	VAW 33	10	11
	VS 34	14	11
	VS 39	13	11
	HS 9	16	11
	VS 28	12	11
	VS 31	12	11
	HS 11	17	11
	VX 6	20	11
	VU 2 DET A	3	11
	CVS 9 ESSEX	1	11
	CVS 39 CHMPLAN	1	11
	NAS 1 NAV DST	27	31
	NATU	2	70
	O&R BUWEPS FR	137	88
REAM FIELD	HS 4	18	21
	HS 2	12	21
	HS 10	11	21
	HU 1	29	21
	NAAS 11 NAVDST	1	31
ROOSEVLT RDS	VW 4	8	11
	VU 8	25	11
	NAVSTA	6	11
ROTA	VF 11	13	11
	VF 62	15	11
	VQ 2	15	11
	VP 10	11	11
	NAVSTA	24	11
	FLYING CLUB	1	88
SAN DIEGO	VA 122	29	21
	VAW 11	36	21
	VFAW 3	30	21
	VS 41	12	21
	VP 46	9	21
	VP 42	9	21
	VP 48	8	21
	VP 31	17	21
	VU 3	14	21
	VU 7	34	21
	NAS NORTH ISL	8	21
	CVS 20 BENNING	1	21
	CVA 19 HANCOCK	1	21
	NAS 11 NAV DST	30	31
	O&R BUWEPS FR	169	88
SANFORD	VAH 9	15	11
	VAH 3	25	11
	VAH 13	10	11
	VAH 1	21	11
	VAH 7	3	11
	NAS 6 NAV DST	7	31
SANGLEY PNT	VP 40	11	21
	NAVSTA	5	21
SANTA ANA	HMRL 361	24	29
	HMRM 462	12	29
SAUFLEY FLD	NAAS NABTC	13	41
	TRARON 1	129	41
	TRARON 5	47	41
SCHENECTADY	INSMAT	1	70
SEOUL	COMNAVFORKOREA	2	21
SEATTLE	NAS NART	43	50
SIGONELLA	VP 16	11	11
	NAF	3	11
SO WEYMOUTH	NADU	2	31
	NAS NART	46	50
	NADU	12	70
	POOL BUWEPS FR	2	88
SO AFRICA	ATT PRETORIA	1	11
ST LOUIS	BWR ST LOUIS	1	31
	BWR RDT&E	8	70
	BWR FR	7	88
SUKIRON	VMO 2	23	29
TETERBORO	BWR TETERBORO	1	31
TAIWAN	COMUSTDC	1	21
	DET A 7TH FLT	1	21
	MAAG REP CHINA	1	21
THAILAND	NAVSEC JUSMAG	1	21
TRINIDAD	NAVSTA	1	11
TULSA	O&R BUWEPS FR	10	88
TURKEY	MISSION ANKARA	1	11
VENZUELA	MISSION CARACA	1	11
VIETNAM	MAAG SAIGON	1	21
WALTHAM	BWR	6	70
W PALM BEACH	BWR FR	8	88
WHDBY ISLAND	VAH 4	14	21
	VAH 6	13	21
	VAH 123	26	21
	VP 2	13	21
	VP 17	12	21
	VP 47	7	21
	NAS WHDBY IS	6	21
	NAS 13 NAV DST	13	31
WHITING FLD	NAAS NABTC	8	41
	TRARON 2	158	41
	TRARON 3	135	41
	TRARON 6	23	41
	FLYING CLUB	1	88
WILLOW GROVE	NAS NART	56	50
WRGT PAT AFB	BWFLTRREP CEN	2	31
YOKOSUKA	COMNAVFORJAPAN	1	21
YUMA	MCAAS	7	39
	ARC RESRCH LAB	1	88
	BLATZ AIRLINES	1	88
	CAL AIR CHARTR	1	88
	CEN AIRLNE INC	3	88
	DEPT OF AGRI	2	88
	DEPT OF INT	1	88
	DEPT OF JUSTCE	2	88
	FED AVN AGENCY	48	88
		11627	

CONFIDENTIAL

DECLASSIFIE

SECTION II
AIRCRAFT INVENTORY, END OF MONTH

PROGRAM AND NON-PROGRAM AIRCRAFT

TABLE PAGE

5...MAJOR PROGRAM CLASSIFICATION BY COMBAT AND NON-COMBAT TYPE AIRCRAFT 69

6...STATUS DISTRIBUTION BY CLASS AND COMMAND 70

7...STATUS DISTRIBUTION, 1951 TO DATE 71

8...NON-PROGRAM AIRCRAFT, STATUS DISTRIBUTION BY MODEL 72

9...PROGRAM AIRCRAFT, TYPE OF ORGANIZATIONAL UNIT BY CLASS 74

10...PROGRAM AIRCRAFT, ATLANTIC FLEET, TYPE OF ORGANIZATIONAL UNIT BY CLASS 76

11...PROGRAM AIRCRAFT, PACIFIC FLEET, TYPE OF ORGANIZATIONAL UNIT BY CLASS 77

SPECIAL TABLES

12...MAN-CARRYING DRONES BY COMMAND AND STATUS DISTRIBUTION BY MODEL 78

13...AIRCRAFT ON LOAN TO NAVY 78

CHARTS

1...AIRCRAFT INVENTORY AND PLANNED ASSIGNMENT DATA 67

2...MONTH-END INVENTORY OF PROGRAM AIRCRAFT BY STATUS, JUNE 1956 TO DATE 69

3...TOTAL NAVY PROGRAM AIRCRAFT BY ORGANIZATIONAL UNITS 75

CONFIDENTIAL

[redacted]

STATUS OF NAVY AIRCRAFT INVENTORY

SCOPE OF SECTION II

Navy aircraft "inventory" is comprised of all aircraft which have been accepted, but not stricken, by the Navy. An aircraft is accepted when legal custody is assumed by the Navy, and is stricken when officially separated from Navy custody by the signature of the Deputy Chief of Naval Operations (Air) to the monthly notice "Separations From and Reinstatements To the Navy list of aircraft".

Navy aircraft are presented under three basic classifications: STATUS, KIND OR CLASS and CONFIGURATION, and CUSTODY. "Status" refers to the classification of the functional employment or condition of aircraft; that is, generally, either undergoing, awaiting, or enroute to either operating, standard rework, special rework, storage, final disposition, or evaluation to determine next action. "Kind or Class and Configuration" refers to physical characteristics; as to general mission purpose of Navy aircraft design, e.g., fighter, attack, patrol, transport, etc. "Sub-Class" refers to the next lower level of classification into more specific mission purpose of design, e.g., all-weather, photographic, etc. "Custody" refers to organizational location; that is, administrative control of assignment, pipeline, and employment of aircraft; and, responsibility to account for and otherwise provide information about aircraft.

Included in Section II are selected inventory statistics for all Navy aircraft except guided missiles. (Aircraft on loan to Navy are included in table 13, but are excluded from all others in Section II.) Succeeding tables and listings represent successive breakdowns, in varying degree of detail, of current TOTAL INVENTORY.

GLOSSARY OF TERMS (AIRCRAFT)

TOTAL INVENTORY - Comprises all man-carrying Naval aircraft (including man-carrying drones) in the custody of all Navy and Marine organizations and units which have been accepted but not yet stricken. Total inventory may be divided into Program and Non-Program categories.

PROGRAM AIRCRAFT - Comprise all production aircraft in the physical custody of Navy and Marine units for which current or future operation within an authorized allowance is intended or can reasonably be expected. Stated differently, the program category includes operating, pipeline and reserve stock aircraft.

NON-PROGRAM AIRCRAFT - Comprise all aircraft of project development and service test (BIS) configuration, target drones (man-carrying), aircraft retired but not yet stricken (including contingency reserve), and aircraft on loan or on bailment contracts.

OPERATIONAL AIRCRAFT - This grouping includes all program aircraft in the controlling custody of the operating commands (COMNAVAIRLANT, COMNAVAIRPAC, CNATRA, CNARESTRA, NABS, and BUWEPS RDT&E) i.e., operating and operational pool aircraft.

OPERATING AIRCRAFT - are those aircraft in the custody of designated units for flight in performance of a Navy mission therefor, in accordance with, and in direct assignment against OPNAV planned operating assignments. Operating aircraft may be further classified by primary mission of unit having custody - "Combat", "Direct Combat Support", "Indirect Combat Support", "Air Training" and "Reserve (USNR-USMCR) Training".

PIPELINE - Comprise aircraft in the Non-Operational Support and Operational Pool categories (see below).

OPERATIONAL POOL AIRCRAFT - are non-operating aircraft in custody of the operating command, i.e., pipeline aircraft in support of the operating program. Pool aircraft are often further classified as between "Ready For Issue" (those new or newly reworked aircraft awaiting issue to an operating unit) and "Not Ready For Issue" (aircraft in process of rework or return to BUWEPS).

NON-OPERATIONAL SUPPORT - aircraft are those in custody of BUWEPS (Fleet Readiness) for purposes of rework.

RESERVE STOCK - are program aircraft in the controlling custody of BUWEPS (FR) which are not currently and actively engaged in any of the various logistic processes (i.e., in, awaiting or enroute to operating or to rework) required in normal transition through standard service life.

CONTINGENCY RESERVE - aircraft are those which have been retired from the program inventory as a consequence of completion of standard service life but which have been retained in the inventory to alleviate mobilization deficiencies. Only those aircraft are retained in contingency reserve for which spare part support is available for at least one more Standard Rework and one more service tour/period.

ACTIVE AIRCRAFT - Operating aircraft and aircraft currently engaged in logistic support of operating aircraft.

INACTIVE AIRCRAFT - Non-program and Reserve Stock aircraft.

DECLASSIFIED

CHART 1

AIRCRAFT INVENTORY AND PLANNED ASSIGNMENT DATA

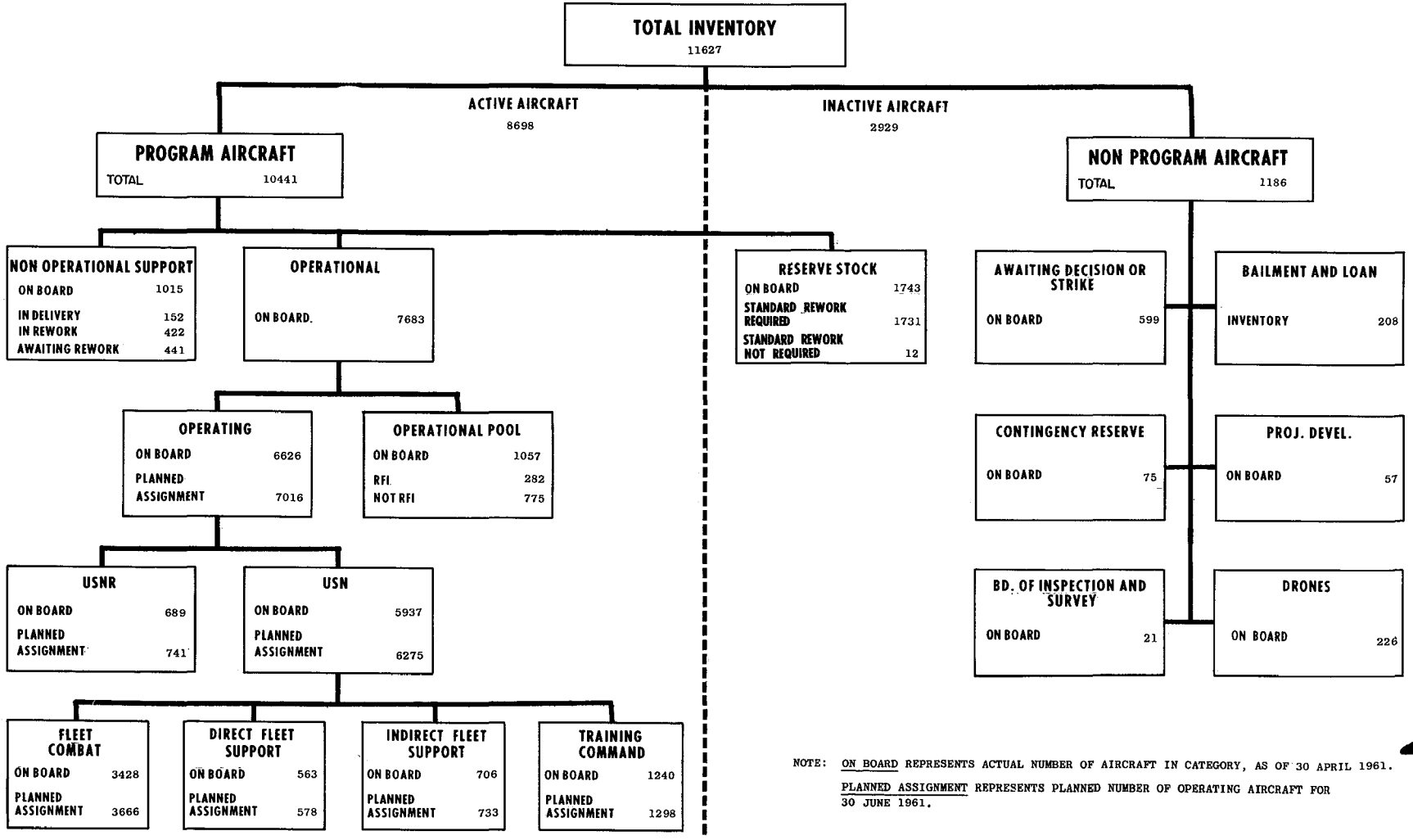

NOTE: ON BOARD REPRESENTS ACTUAL NUMBER OF AIRCRAFT IN CATEGORY, AS OF 30 APRIL 1961.

PLANNED ASSIGNMENT REPRESENTS PLANNED NUMBER OF OPERATING AIRCRAFT FOR 30 JUNE 1961.

DECLASSIFIED

CONFIDENTIAL

CONFIDENTIAL

 DECLASSIFIED CONFIDENTIAL

TABLE 5

MAJOR PROGRAM CLASSIFICATIONS BY COMBAT AND NON-COMBAT TYPE PROGRAM & NON-PROGRAM

PROGRAM CLASSIFICATION	30 APRIL 1961					31 March 1961				
	GRAND TOTAL	HEAVIER-THAN-AIR			LIGHTER THAN AIR	GRAND TOTAL	HEAVIER-THAN-AIR			LIGHTER THAN AIR
		TOTAL	COMBAT TYPE	NON-COMBAT TYPE			TOTAL	COMBAT TYPE	NON-COMBAT TYPE	
TOTAL INVENTORY	11,627	11,611	7,625	3,986	16	11,629	11,613	7,661	3,946	16
PROGRAM AIRCRAFT	10,441	10,425	6,710	3,715	16	10,447	10,431	6,702	3,729	16
Operational	7,683	7,673	5,229	2,444	10	7,683	7,674	5,190	2,484	9
Operating	6,626	6,617	4,343	2,274	9	6,641	6,633	4,317	2,316	8
U. S. Navy	5,937	5,928	3,848	2,080	9	5,936	5,928	3,786	2,142	8
U. S. Navy Reserve	689	689	495	194	-	705	705	531	174	-
Operational Pool	1,057	1,056	886	170	1	1,042	1,041	873	168	1
RFI	282	282	233	49	-	296	296	259	37	-
Not RFI	775	774	653	121	1	746	745	614	131	1
Non-Operational Support	1,015	1,013	645	368	2	1,033	1,030	685	345	3
Delivery	152	152	123	29	-	182	181	158	23	1
Rework	422	422	244	178	-	393	392	236	156	1
Awaiting Rework	441	439	278	161	2	458	457	291	166	1
Reserve Stock	1,743	1,739	836	903	4	1,731	1,727	827	900	4
Overhaul Required	1,731	1,727	825	902	4	1,721	1,717	818	899	4
Overhaul Not Required	12	12	11	1	-	10	10	9	1	-
NON-PROGRAM AIRCRAFT	1,186	1,186	915	271	-	1,182	1,182	965	217	-
Awaiting Decision or Strike	599	599	513	86	-	591	591	506	85	-
Contingency Reserve	75	75	-	75	-	76	76	54	22	-
Project Development	57	57	48	9	-	53	53	45	8	-
Bailment and Loan	208	208	107	101	-	206	206	104	102	-
Board of Inspection and Survey	21	21	21	-	-	24	24	24	-	-
Drones	226	226	226	-	-	232	232	232	-	-

CHART 2

TOTAL PROGRAM AIRCRAFT BY STATUS

30 JUNE 1956 TO DATE

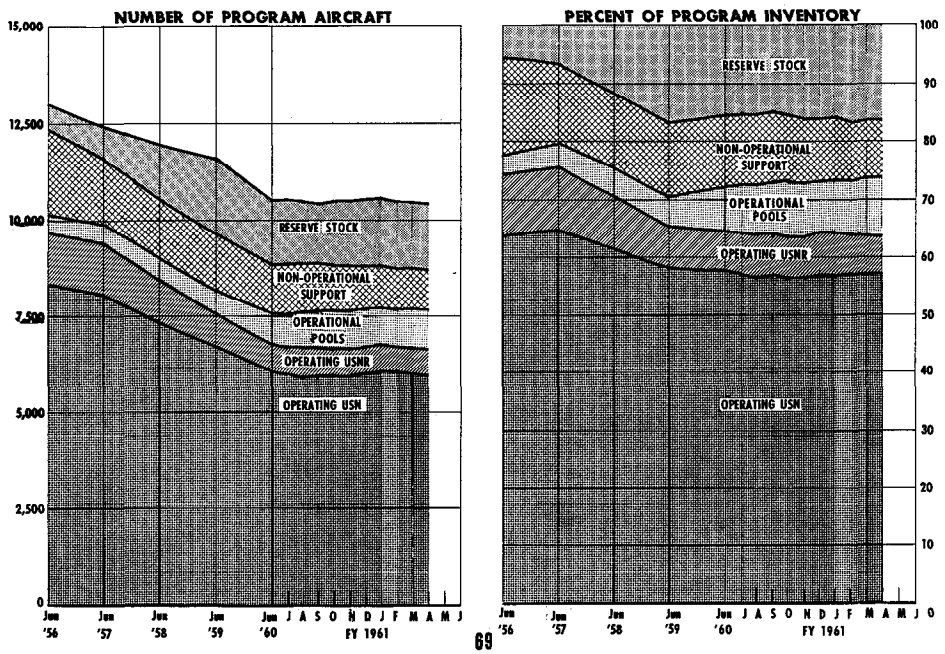

CONFIDENTIAL

[redacted]

TABLE 6

TOTAL AIRCRAFT INVENTORY
STATUS DISTRIBUTION BY CLASS & COMMAND
PROGRAM & NON-PROGRAM

DECLASSIFIED

CLASS AND COMMAND	GRAND TOTAL	PROGRAM								NON - PROGRAM						
		TOTAL	OPERATIONAL			NON-OPERATIONAL SUPPORT			RESERVE STOCK	TOTAL	AWTG. DECISION OR STRIKE	CONTINGENCY RESERVE	PROJECT DEVELOPMENT	BAILMENT & LOAN	BOARD OF INSPECTION & SURVEY	DRONES
			OPER-ATING	PIPELINE												
				OPT'L POOL		IN DELIVERY	IN REWORK	AWTG. REWORK								
				RFI	NOT RFI											
TOTAL	11,627	10,441	6,626	282	775	152	422	441	1,743	1,186	599	75	57	208	21	226
Fighter	2,705	1,965	1,205	71	233	17	28	110	301	740	455	-	28	37	8	212
VF(DAY)JET	1,599	996	589	49	119	1	13	67	158	603	375	-	13	9	-	206
VF(AW)JET	792	684	462	11	87	13	11	28	72	108	62	-	15	23	8	-
VF(P)JET	184	180	92	3	16	-	2	1	66	4	-	-	-	4	-	-
VF(D)JET	82	63	33	4	9	-	-	12	5	19	18	-	-	1	-	-
VF(KD)JET	13	13	7	2	-	2	2	-	-	-	-	-	-	-	-	-
VF(Q)JET	29	29	22	2	2	1	-	2	-	-	-	-	-	-	-	-
VF(DAY)PROP	6	-	-	-	-	-	-	-	-	6	-	-	-	-	-	6
Attack	2,569	2,430	1,528	106	231	10	97	96	368	139	38	48	17	32	4	-
VA(DAY)JET	1,339	1,320	902	76	163	5	19	20	135	19	-	-	12	7	-	-
VA(P) JET	29	27	19	2	5	-	1	-	-	2	-	-	-	2	-	-
VA(Q)JET	25	22	18	1	3	-	-	-	-	3	-	-	1	2	-	-
VA(HT)JET	12	12	9	1	2	-	-	-	-	-	-	-	-	-	-	-
VA(H)JET	180	160	120	3	30	-	2	5	-	20	-	-	4	12	4	-
VA(LL)JET	5	-	-	-	-	-	-	-	-	5	-	-	-	5	-	-
VA(DAY)PROP	601	547	315	11	16	1	64	43	97	54	26	28	-	-	-	-
VA(AW)PROP	145	123	53	1	1	-	5	7	56	22	4	18	-	-	-	-
VA(W)PROP	232	219	92	5	11	4	6	21	80	13	8	2	-	3	-	-
VA(H)PROP	1	-	-	-	-	-	-	-	-	1	-	-	-	1	-	-
Anti-Submarine	657	637	489	19	78	8	4	4	35	20	13	-	1	5	1	-
VS	657	637	489	19	78	8	4	4	35	20	13	-	1	5	1	-
Patrol	769	739	462	26	42	19	65	16	109	30	7	6	-	3	-	14
VP(L)	561	531	363	24	37	7	49	9	42	30	7	6	-	3	-	14
VP(LD)	8	8	6	1	1	-	-	-	-	-	-	-	-	-	-	-
VP(S)	200	200	93	1	4	12	16	7	67	-	-	-	-	-	-	-
Warning	140	139	84	9	21	-	2	-	23	1	-	-	1	-	-	-
VW(WEA)	7	7	5	-	2	-	-	-	-	-	-	-	-	-	-	-
VW(AEW)	125	124	73	8	18	-	2	-	23	1	-	-	1	-	-	-
VW(Q)	8	8	6	1	1	-	-	-	-	-	-	-	-	-	-	-
Observation	40	40	29	6	1	-	2	2	-	-	-	-	-	-	-	-
VO	40	40	29	6	1	-	2	2	-	-	-	-	-	-	-	-
Transport	569	521	402	9	24	7	48	1	30	48	1	-	1	46	-	-
VR(H)	165	165	132	1	8	3	20	1	-	-	-	-	-	-	-	-
VR(M)	326	280	208	5	5	4	28	-	30	46	1	-	1	44	-	-
VR(C)	78	76	62	3	11	-	-	-	-	2	-	-	-	2	-	-
In Flight Refueler	8	5	5	-	-	-	-	-	-	3	-	-	-	1	2	-
VG	8	5	5	-	-	-	-	-	-	3	-	-	-	1	2	-
Utility	180	172	105	8	1	3	11	6	38	8	8	-	-	-	-	-
VU(SAR)	98	96	55	7	-	1	8	4	21	2	2	-	-	-	-	-
VU(TOW)	54	49	26	-	1	2	3	2	15	5	5	-	-	-	-	-
VU(T&D)	8	7	4	1	-	-	-	-	2	1	1	-	-	-	-	-
VU(L)	20	20	20	-	-	-	-	-	-	-	-	-	-	-	-	-
Training	2,875	2,763	1,583	21	103	20	109	95	832	112	51	-	7	54	-	-
VT(JET)	1,068	1,053	561	14	76	11	32	42	317	15	1	-	6	8	-	-
VT(D)(JET)	13	9	5	-	-	-	-	1	3	4	3	-	-	1	-	-
VT(KD)(JET)	9	7	1	-	-	-	-	-	6	2	1	-	-	1	-	-
VT(ME)(PROP)	670	622	362	4	9	4	23	16	204	48	46	-	-	2	-	-
VT(ME)(P)(PROP)	39	39	26	1	1	-	-	2	9	-	-	-	-	-	-	-
VT(SE)(PROP)	1,010	997	604	2	17	5	54	34	281	13	-	-	1	12	-	-
VT(E)(PROP)	42	12	2	-	-	-	-	-	10	30	-	-	-	30	-	-
VT(NAV)(PROP)	14	14	14	-	-	-	-	-	-	-	-	-	-	-	-	-
VT(D)(PROP)	10	10	8	-	-	-	-	-	2	-	-	-	-	-	-	-
Rotary Wing	1,099	1,014	725	13	40	68	56	109	3	85	26	21	2	30	6	-
HS	311	287	176	2	14	47	20	28	-	24	-	-	1	17	6	-
HO	91	90	55	1	2	-	3	29	-	1	-	-	-	1	-	-
HR(L)	353	335	273	6	14	10	15	16	1	18	10	8	-	-	-	-
HU	244	205	156	4	10	8	6	21	-	39	16	13	1	9	-	-
HT	61	59	37	-	-	-	7	13	2	2	-	-	-	2	-	-
HR(M)	39	38	28	-	-	3	5	2	-	1	-	-	-	1	-	-
Airships	16	16	9	-	1	-	-	2	4	-	-	-	-	-	-	-
ZP	10	10	7	-	-	-	-	-	3	-	-	-	-	-	-	-
ZW	6	6	2	-	1	-	-	2	1	-	-	-	-	-	-	-
Command																
LANT	2,259	2,245	1,944	78	223	-	-	-	-	14	3	-	-	-	-	11
PAC	2,600	2,600	2,068	169	363	-	-	-	-	-	-	-	-	-	-	-
NABS	595	569	549	2	18	-	-	-	-	26	-	-	-	-	-	26
NATRA	1,354	1,354	1,240	10	104	-	-	-	-	-	-	-	-	-	-	-
NART	769	769	689	22	58	-	-	-	-	-	-	-	-	-	-	-
RAD	364	146	136	1	9	-	-	-	-	218	-	-	57	110	21	30
BUWEPS	3,686	2,758	-	-	-	152	422	441	1,743	928	596	75	-	98	-	159

[redacted]

DECLASSIFIED

[redacted]

TABLE 7

STATUS DISTRIBUTION BY CLASS & COMMAND
PROGRAM & NON-PROGRAM

CLASS AND COMMAND	GRAND TOTAL	PROGRAM								NON - PROGRAM						
		TOTAL	OPERATIONAL			NON-OPERATIONAL SUPPORT			RESERVE STOCK	TOTAL	AWTG. DECISION OR STRIKE	CONTINGENCY RESERVE	PROJECT DEVELOPMENT b/	BAILMENT & LOAN	BOARD OF INSPECTION & SURVEY	DRONES
			OPER-ATING	PIPELINE: OPT'L. POOL a/		PIPELINE										
				RFI	NOT RFI	IN DELIVERY	IN REWORK	AWTG. REWORK								
30 JUNE																
1951	13,818	13,174	7,369	797	-	610	1,053	877	2,468	644	269	-	43	46	-	286
1952	14,149	13,475	8,814	836	-	677	1,031	818	1,299	674	269	-	35	67	-	303
1953	15,280	14,012	9,946	1,167	-	685	835	675	704	1,268	574	-	33	104	-	557
1954	16,055	14,151	9,733	1,025	-	588	847	880	1,078	1,904	1,197	-	24	118	46	519
1955	17,085	14,140	9,761	667	-	612	924	857	1,319	2,945	629	1,508	18	163	46	581
1956																
31 March	17,769	13,554	9,692	488	-	539	1,063	718	1,054	4,215	2,652	590	8	200	63	702
30 June	16,400	13,003	9,687	483	-	482	981	764	686	3,397	1,722	734	9	236	57	639
30 September	15,261	12,752	9,596	365	-	369	943	745	734	2,609	803	829	8	266	56	647
31 December	14,871	12,573	9,553	382	-	391	892	618	737	2,298	494	853	8	265	60	618
1957																
31 March	14,270	12,566	9,557	417	-	380	767	604	841	1,704	272	760	7	275	53	337
30 June	14,289	12,434	9,421	492	-	362	718	624	817	1,855	333	870	5	270	46	331
30 September	13,106	12,065	9,338	180	-	348	776	444	684	1,041	218	145	5	272	43	358
31 December	13,127	12,140	9,275	100	-	373	756	422	860	987	199	150	3	252	42	341
1958																
31 March	13,168	12,214	9,039	112	390	391	758	464	1,060	954	242	150	-	223	36	303
30 June	12,832	11,924	8,424	198	373	259	764	515	1,391	908	280	56	58	226	29	259
30 September	12,346	11,629	8,415	124	412	242	678	395	1,363	717	148	4	49	230	27	259
31 December	12,346	11,659	8,147	116	455	290	661	479	1,511	687	134	4	44	237	20	248
1959																
31 March	12,295	11,607	7,657	170	452	221	690	563	1,854	688	143	9	35	235	19	247
30 June	12,373	11,597	7,562	145	462	274	617	589	1,948	776	188	14	32	212	24	306
30 September	11,991	11,296	7,277	323	498	207	624	590	1,777	695	130	27	35	197	15	291
31 December	12,054	11,257	7,064	322	456	272	552	647	1,944	797	195	44	37	182	22	317
1960																
31 March	11,945	11,174	6,726	363	519	304	542	611	2,109	771	213	23	36	181	13	305
30 June	11,553	10,472	6,759	299	514	286	515	490	1,609	1,081	481	89	35	183	12	281
30 September	11,594	10,411	6,665	364	590	294	543	405	1,550	1,183	559	98	35	200	17	274
31 December	11,641	10,515	6,748	349	614	235	423	454	1,692	1,126	575	33	33	210	23	252
1961																
31 January	11,644	10,528	6,738	340	664	199	430	459	1,698	1,116	550	60	32	205	21	248
28 February	11,650	10,495	6,723	260	743	188	410	459	1,712	1,155	577	78	30	204	25	241
31 March	11,629	10,447	6,641	296	746	182	393	458	1,731	1,182	591	76	53	206	24	232
30 April	11,627	10,441	6,626	282	775	152	422	441	1,743	1,186	599	75	57	208	21	226

a/ "RFI" and "Not RFI" not available prior to 30 September 1957.

b/ Included only experimental aircraft through 28 February 1958.

[redacted]

DECLASSIFIED

~~CONFIDENTIAL~~

DISTRIBUTION OF NON-PROGRAM AIRCRAFT BY MODEL

TABLE 8

CLASS & MODEL	GRAND TOTAL	AWTG. DECI-SION OR STRIKE	MAP	CONT. RE-SERVE	BAIL-MENT	LOAN	PROJ. DEV.	BRD. OF INSP. & SURVEY	DRONES
TOTAL	1,186	584	15	75	105	103	57	21	226
Fighter	740	455			30	7	28	8	212
VF(DAY)JET ..	603	375			7	2	13		206
F8U-2	1				1				
Y/F8U-2 ...	1						1		
F8U-1	4				3	1			
Y/F8U-1 ...	4						4		
F11F-1	2				1	1			
Y/F11F-1 ..	4						4		
F9F-8	135	135							
F9F-6	168	168							
F9F-6K2 ...	42								42
F9F-6K2X ..	23								23
F9F-6K	77								77
F9F-6KX ...	64								64
F3H-2M	56	56							
F2H-2	1				1				
FJ-4	1				1				
Y/FJ-4	2						2		
FJ-3	16	16							
Y/FJ-3	2						2		
VF(AW)JET ...	108	62			21	2	15	8	
F8U-2N	4				4				
Y/F8U-2N ..	6						6		
YF8U-2N ...	2							2	
F2H-4	21	21							
F2H-3	29	29							
F3H-2	2				2				
Y/F3H-2 ...	4						4		
F3H-2N	12	11			1				
F4H-1F	10				9	1			
Y/F4H-1F ..	1						1		
YF4H-1F ...	6							6	
F3D-2	2				2				
F3D-2M	1				1				
F3D-1	2				1	1			
F4D-1	1				1				
Y/F4D-1 ...	4						4		
YF2Y-1	1	1							
VF(P)JET	4				2	2			
F8U-1P	1				1				
F9F-8P	3				1	2			
VF(D)JET	19	18				1			
F8U-1D	1					1			
F9F-6D	18	18							
VF(DAY)PROP .	6								6
F6F-5K	6								6
Attack	139	37	1	48	29	3	17	4	
VA(DAY)JET ..	19				4	3	12		
A4D-2	1				1				
Y/A4D-2 ...	4						4		
A4D-2N	4				2	2			
Y/A4D-2N ..	2						2		
A4D-1	1					1			
Y/A4D-1 ...	4						4		
Y/FJ-4B ...	2						2		
F9F-8B	1				1				
VA(P)JET	2				2				
A3D-2P	2				2				
VA(Q)JET	3				2		1		
A3D-2Q	2				2				
Y/A3D-1Q ..	1						1		
VA(H)JET	20				12		4	4	
A3J-1	10				10				
YA3J-1	4							4	
A3D-2	1				1				
A3D-1	1				1				
Y/A3D-1 ...	4						4		

CLASS & MODEL	GRAND TOTAL	AWTG. DECI-SION OR STRIKE	MAP	CONT RE-SERVE	BAIL-MENT	LOAN	PROJ DEV.	BRD. OF INSP. & SURVEY	DRONES
VA(LL)JET ...	5				5				
A2F-1	5				5				
VA(DAY)PROP .	54	26		28					
AD-5	54	26		28					
VA(AW)PROP ..	22	4		18					
AD-5W	22	4		18					
VA(W)PROP ...	13	7	1	2	3				
W2F-1	2				2				
WF-2	2		1		1				
AD-5W	9	7		2					
VA(H)PROP ...	1				1				
AJ-1	1				1				
Anti-Submarine.	20	1	12		5		1	1	
VS	20	1	12		5		1	1	
S2F-3	4				4				
YS2F-3	1							1	
S2F-1	14	1	12		1				
Y/S2F-1 ...	1						1		
Patrol	30	7		6	3				14
VP(L)	30	7		6	3				14
P3V-1	1				1				
P2V-7S	1				1				
P2V-5F3 ...	1				1				
P2V-4	13	7		6					
P4Y-2K	14								14
Warning	1						1		
VW(AEW)	1						1		
Y/WV-2	1						1		
Transport	48	1			3	43	1		
VR(M)	46	1			1	43	1		
R4D-6	2					2			
R4D-5	5	1				4			
R4D-6R	23				1	22			
R4D-5R	9					9			
R4D-6Z	5					5			
R4D-5Z	1					1			
Y/R4Y-1 ...	1						1		
VR(C)	2				2				
TF-1	2				2				
In Flgt Refuel.	3				1			2	
VG	3				1			2	
GV-1	3				1			2	
Utility	8	6	2						
VU(SAR)	2		2						
UF-2	2		2						
VU(TOW)	5	5							
JD-1	5	5							
VU(T&D)	1	1							
JD-1D	1	1							

~~CONFIDENTIAL~~

DISTRIBUTION OF NON-PROGRAM AIRCRAFT BY MODEL

TABLE 8

CLASS & MODEL	GRAND TOTAL	AWTG. DECI-SION OR STRIKE	MAP	CONT RE-SERVE	BAIL-MENT	LOAN	PROJ. DEV.	BRD.OF INSP.& SURVEY	DRONES
Training	112	51			6	48	7		
VT(JET)	15	1			5	3	6		
T2J-1	2				2				
Y/T2J-1	2						2		
T2V-1	4				2	2			
TV-2	1	1							
Y/TV-2	1						1		
F9F-8T	2				1	1			
Y/F9F-8T ...	3						3		
VT(D)JET	4	3				1			
TV-2D	4	3				1			
VT(KD)JET	2	1				1			
TV-2KD	2	1				1			
VT(ME)PROP ...	48	46				2			
SNB-5	48	46				2			
VT(SE)PROP ...	13					12	1		
T-34B	10					10			
Y/T-34B	1						1		
T-28B	2					2			
VT(S)PROP	30				1	29			
R4D-6Q	8					8			
R4D-5Q	5					5			
R4D-6S	14					14			
R4D-5S	3				1	2			

CLASS & MODEL	GRAND TOTAL	AWTG DECI-SION OR STRIKE	MAP	CONT RE-SERVE	BAIL-MENT	LOAN	PROJ DEV	BRD.OF INSP.& SURVEY	DRONES
Rotary	85	26		21	28	2	2	6	
HS	24				17		1	6	
HSS-2	11				11				
THSS-2	6							6	
HSS-1	5				5				
Y/HSS-1	1						1		
HSS-1N	1				1				
HO	1				1				
HOK-1	1				1				
HR(L)	18	10		8					
HRS-3	18	10		8					
HR(M)	1					1			
HR2S-1	1					1			
HU	39	16		13	8	1	1		
HU2K-1	8				8				
Y/HUL-1	1						1		
HUP-2	30	16		13		1			
HT	2				2				
HTK-1	2				2				

PROGRAM AIRCRAFT INVENTORY
TYPE OF ORGANIZATIONAL UNIT BY CLASS

DECLASSIFIED

TABLE 9

UNIT TYPE	TOTAL	CLASS OF AIRCRAFT													
		VF JET	VA JET	VA PROP	VS	VP	VW	VO	VR	VG	VU	VT JET	VT PROP	H	Z
TOTAL															
OPERATING	10441	1965	1541	889	637	739	139	40	521	5	172	1069	1694	1014	16
PIPELINE SUPP	6626	1205	1068	460	489	462	84	29	402	5	105	567	1016	725	9
RESERVE STOCK	2072	459	338	196	113	168	32	11	89		29	176	172	286	3
	1743	301	135	233	35	109	23		30		38	326	506	3	4
OPERATING UNITS															
FLEET COMBAT	3428	888	859	345	206	352	62	29	151	4		26	2	499	5
USN	2479	566	627	343	206	352	62		71					247	5
VF DAY	239	239													
VF AW	247	247													
VA JET	467		467												
VA PROP	222			222											
VA H	126		126												
VFP PHOTO	24	24													
VAW AEW	121			121											
VFAW	25	25													
VQ ECM	16		16												
VAP PHOTO	9		9												
VCP PHOTO	40	31	9												
VS	206				206										
HS	143													143	
VP LAND	252					252									
VP SEA	102					100			2						
ZP	5														5
VW AEW WEA	21						20		1						
VW BARRIER	42						42								
HU	104													104	
VR TAC SUPP	68								68						
USMC	949	322	232	2				29	80	4		26	2	252	
MAW HEDRONS	61			2					26			26	2	5	
VMF	150	150													
VMF AW	124	124													
VMA	232		232												
VMCJ	48	48													
VMR	58								54	4					
HMR	215													215	
VMO	61							29						32	
DIR FLEET SUPP	563	86	13	10	5	10	6		77		61	183	82	30	
USN	500	86	13	10	5	10	6		71		59	139	73	28	
OPTEVFOR	48	8	13		5	6			5		1	2	3	5	
VU	135	78		8		4			1		29	3	7	5	
FLEET TRNG	158						6		8			125	19		
FLEET BASES	132			1					32		29	9	44	17	
CV & AV UTIL	27			1					25					1	
USMC	63								6		2	44	9	2	
FMF & FAHS	11								5			3	3		
VMT	40											40			
FLEET BASES	12								1		2	1	6	2	
IND FLEET SUPP	706	39	25	11	14	13	10		109	1	36	98	276	70	4
NABS & NAS	444	9		2	7	2	4		67		31	75	215	32	
HMX	21													21	
BWGR & BWR	13								1				12		
RDT & E	136	30	25	8	7	11	6		9	1	2	17	8	8	4
ATT & MISS	21								16		2		2	1	
USMCAS	71			1					16		1	6	39	8	
NATRA	1240	98	76	28	94	17	6		15		6	223	607	70	
BASIC	728	6		1	3				5		6	113	536	58	
ADVANCED	410	50	76	27	91	17			6			96	37	10	
TECHNICAL	102	42					6		4			14	34	2	
NART	689	94	95	66	170	70			50		2	37	49	56	
NON-OPERATING UNITS															
PIPELINE SUPP	2072	459	338	196	113	168	32	11	89		29	176	172	286	3
OPTL POOLS	1057	304	286	45	97	68	30	7	33		9	90	34	53	1
RFI	282	71	83	17	19	26	9	6	9		8	14	7	13	
NOT RFI	775	233	203	28	78	42	21	1	24		1	76	27	40	1
NON OPTL SUPP	1015	155	52	151	16	100	2	4	56		20	86	138	233	2
DELIVERY	152	17	5	5	8	19			7		3	11	9	68	
REWORK	422	28	22	75	4	65	2	2	48		11	32	77	56	
AWTG REWORK	441	110	25	71	4	16		2	1		6	43	52	109	2
RESERVE STOCK	1743	301	135	233	35	109	23		30		38	326	506	3	4
O/H REQUIRED	1731	299	132	229	35	107	23		30		38	325	506	3	4
O/H NOT REQ	12	2	3	4		2						1			

Chart 3

~~CONFIDENTIAL~~

DECLASSIFIED

TYPE OF ORGANIZATIONAL UNIT

(OPERATING INVENTORY VS PLANNED ASSIGNMENT)

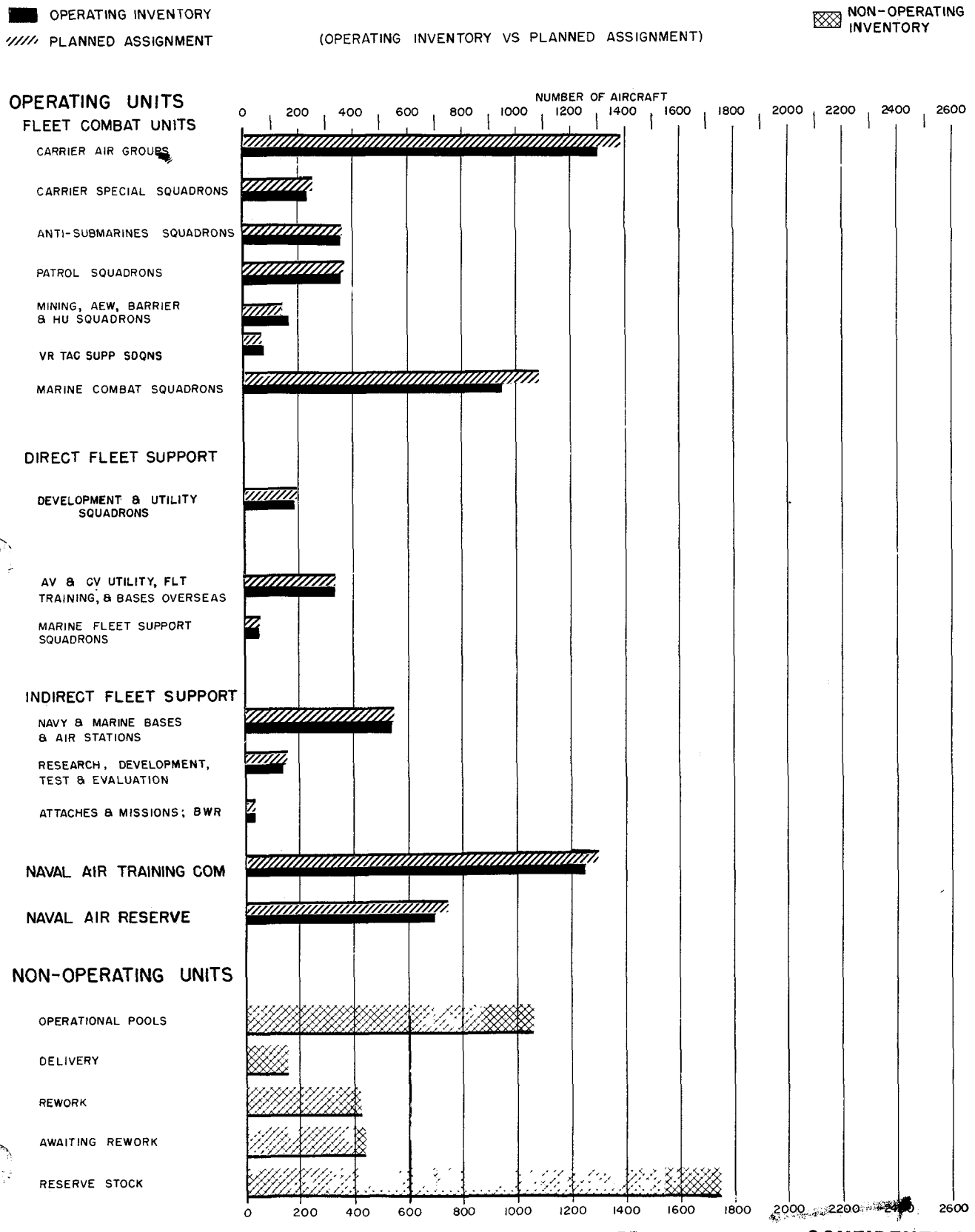

~~CONFIDENTIAL~~

PROGRAM AIRCRAFT INVENTORY
TYPE OF ORGANIZATIONAL UNIT BY CLASS
NAVAL AIR FORCE, ATLANTIC FLEET

DECLASSIFIED

TABLE 10

UNIT TYPE	TOTAL	CLASS OF AIRCRAFT													
		VF JET	VA JET	VA PROP	VS	VP	VW	VO	VR	VG	VU	VT JET	VT PROP	H	Z
TOTAL	2245	508	523	188	144	209	54	11	150		27	105	37	283	6
OPERATING	1944	414	444	172	118	193	34	9	137		23	94	37	264	5
OPERATING POOLS	301	94	79	16	26	16	20	2	13		4	11		19	1
FLEET COMBAT	1677	381	444	170	113	185	31	9	81			9		249	5
USN	1274	257	330	168	113	185	31		43					142	5
VF DAY	106	106													
VF AW	127	127													
VA JET	240		240												
VA PROP	110			110											
VA H	72		72												
VFP PHOTO	24	24													
VAW AEW	58			58											
VQ ECM	9		9												
VAP PHOTO	9		9												
VS	113				113										
HS	82													82	
VP LAND	143					143									
VP SEA	42					42									
ZP	5														5
VW AEW WEA	11						11								
VW BARRIER	20						20								
HU	60													60	
VR TAC SUPP	43								43						
USMC	403	124	114	2				9	38			9		107	
MAW HEDRONS	23			2					9			9		3	
VMF	75	75													
VMF AW	34	34													
VMA	114		114												
VMCJ	15	15													
VMR	29								29						
HMR	95													95	
VMO	18							9						9	
DIR FLEET SUPP	251	33		2	5	8	3		44		21	85	36	14	
USN	225	33		2	5	8	3		42		21	63	34	14	
OPTEVFOR	23				5	6			5		1		1	5	
VU	48	33				2					10		2	1	
FLEET TRNG	81						3		4			63	11		
FLEET BASES	59			1					20		10		20	8	
CV & AV UTIL	14			1					13						
USMC	26								2			22	2		
FMF & FAHS	6								2			2	2		
VMT	20											20			
IND FLEET SUPP	16								12		2		1	1	
ATT & MISS	16								12		2		1	1	
OPTL POOLS	301	94	79	16	26	16	20	2	13		4	11		19	1
RFI	78	17	15	6	10	8	8	2	3		3			6	
NOT RFI	223	77	64	10	16	8	12		10		1	11		13	1

[redacted]

DECLASSIFIED

PROGRAM AIRCRAFT INVENTORY
TYPE OF ORGANIZATIONAL UNIT BY CLASS
NAVAL AIR FORCE, PACIFIC FLEET

TABLE 11

UNIT TYPE	TOTAL	CLASS OF AIRCRAFT													
		VF JET	VA JET	VA PROP	VS	VP	VW	VO	VR	VG	VU	VT JET	VT PROP	H	Z
TOTAL															
OPERATING	2600	723	621	209	105	201	44	25	122	4	43	149	59	295	
OPERATING POOLS	2068	560	428	183	93	169	34	20	107	4	40	115	49	266	
	532	163	193	26	12	32	10	5	15		3	34	10	29	
FLEET COMBAT	1751	507	415	175	93	167	31	20	70	4		17	2	250	
USN	1205	309	297	175	93	167	31		28					105	
VF DAY	133	133													
VF AW	120	120													
VA JET	227		227												
VA PROP	112			112											
VA H	54		54												
VAW AEW	63			63											
VFAW	25	25													
VQ ECM	7		7												
VCP PHOTO	40	31	9												
VS	93				93										
HS	61													61	
VP LAND	109					109									
VP SEA	60					58			2						
VW AEW WEA	10						9		1						
VW BARRIER	22						22								
HU	44													44	
VR TAC SUPP	25								25						
USMC	546	198	118					20	42	4		17	2	145	
MAW HEDRONS	38								17			17	2	2	
VMF	75	75													
VMF AW	90	90													
VMA	118		118												
VMCJ	33	33													
VMR	29								25	4					
HMR	120													120	
VMO	43							20						23	
DIR FLEET SUPP	312	53	13	8		2	3		33		40	98	46	16	
USN	275	53	13	8		2	3		29		38	76	39	14	
OPTEVFOR	25	8	13									2	2		
VU	87	45		8		2			1		19	3	5	4	
FLEET TRNG	77						3		4			62	8		
FLEET BASES	73								12		19	9	24	9	
CV & AV UTIL	13								12					1	
USMC	37								4		2	22	7	2	
FMF & FAHS	5								3			1	1		
VMT	20											20			
FLEET BASES	12								1		2	1	6	2	
IND FLEET SUPP	5								4				1		
ATT & MISS	5								4				1		
OPTL POOLS	532	163	193	26	12	32	10	5	15		3	34	10	29	
RFI	169	46	60	10	1	15	1	4	6		3	12	5	6	
NOT RFI	363	117	133	16	11	17	9	1	9			22	5	23	

[redacted]

[redacted]

[redacted]

DECLASSIFIED

MAN-CARRYING DRONES
COMMAND AND STATUS DISTRIBUTION BY MODEL

TABLE 12

MODEL	COMMAND						STATUS			
	GRAND TOTAL	LANT	PAC	NABS	RDT&E	BUWEPS	OPERATING	OPERAT'L. POOL	NON OPERAT'L. SUPPORT	RESERVE STOCK
TOTAL	226	10	-	26	30	159	66	1	42	117
F9F-6K2	42	6	-	10	14	11	30	1	9	2
F9F-6K2X	23	-	-	-	-	23	-	-	23	-
F9F-6K	77	4	-	9	11	53	24	-	2	51
F9F-6KX	64	-	-	-	-	64	-	-	8	56
F6F-5K	6	-	-	1	5	-	6	-		-
P4Y-2K	14	-	-	6	-	8	6	-		8

AIRCRAFT ON LOAN TO NAVY

TABLE 13

MODEL	TOTAL	CUSTODIAN	LOCATION
TOTAL	11		
B-45A	1	Research, Development, Test & Evaluation	NAF, Litchfield Park
C-45H	1	Research, Development, Test & Evaluation	NATC, Patuxent River
C-47D	1	Research, Development, Test & Evaluation	INM, Boston
F-101A	2	Research, Development, Test & Evaluation	BWR, Columbus
HU-1	1	Research, Development, Test & Evaluation	BWR, Fort Worth
JRF-5G	1	Research, Development, Test & Evaluation	BWR, Bethpage
RB-66A	1	Research, Development, Test & Evaluation	BWR, Columbus
RB-66A	1	Research, Development, Test & Evaluation	BWR, East Hartford
RB-66B	1	Research, Development, Test & Evaluation	INM, Schenectady
L-20	1	Commander Air Force, Pacific Fleet	PMR, Eniwetok

[redacted]